

**COLLABORATION BETWEEN QUANTUM TEACHING METHOD  
& SPEED DRAWING GAMES IN TEACHING VOCABULARY  
OF THE SECOND GRADE STUDENTS OF MTs ABNAUL  
AMIR SOUTH BONTONOMPO GOWA REGENCY**



**THESIS**

**Submitted in Partial Fulfillment of the Requirements for the Degree of  
Sarjana Pendidikan in English Education Department of  
Tarbiyah and Teaching Science Faculty of  
UIN Alauddin Makassar**

**By:**

**ALAUDDIN**  
**MAKASSAR**

**ALDI VENUS**

**Reg. Number: 20400112078**

**ENGLISH EDUCATION DEPARTMENT  
TARBIYAH AND TEACHING SCIENCE FACULTY  
ALAUDDIN STATE ISLAMIC UNIVERSITY  
MAKASSAR**

**2016**

## PERNYATAAN KEASLIAN SKRIPSI

Mahasiswa yang bertanda di bawah ini:

Nama : Aldi Venus  
NIM : 20400112078  
Tempat/Tgl. Lahir : Palopo, 05 Mei 1994  
Jurusan : Pendidikan Bahasa Inggris  
Fakultas : Tarbiyah dan Keguruan  
Alamat : Jl. Abd, DaengSirua  
Judul : *Collaboration between Quantum Teaching Method & Speed Drawing Games in Teaching Vocabulary of The Second Grade Students of MTs Abnaul Amir South Bontonompo Gowa Regency.*

Menyatakan dengan sesungguhnya dan penuh kesadaran bahwa skripsi ini adalah benar hasil karya sendiri. Jika di kemudian hari terbukti bahwa ini merupakan duplikat, tiruan, plagiat, atau di buat oleh orang lain, sebagian atau seluruhnya, maka skripsi dan gelar yang di peroleh karenanya batal demi hukum.

Makassar, 2016

Penyusun,

UNIVERSITAS ISLAM NEGERI  
**ALAUDDIN**  
M A K A S S A R

Aldi Venus

NIM. 20400112078

## PERSETUJUAN PEMBIMBING

Pembimbing penulisan skripsi saudara **ALDI VENUS** NIM: 20400112078 mahasiswa Jurusan Pendidikan Bahasa Inggris pada Fakultas Tarbiyah dan Keguruan UIN Alauddin Makassar, setelah meneliti dan mengoreksi secara seksama skripsi yang bersangkutan dengan judul ” **Collaboration Quantum Teaching Method & Speed Drawing Games in Teaching Vocabulary of The Second Grade Students of MTs Abnaul Amir South Bontonompo Gowa Regency**” memandang bahwa skripsi tersebut telah memenuhi syarat-syarat ilmiah dan dapat disetujui untuk diajukan ke sidang munaqasah.

Makassar, 2016

Pembimbing I

Pembimbing II



UNIVERSITAS ISLAM NEGERI  
**ALAUDDIN**  
M A K A S S A R

Dr. Muh. Rusdi Tahir, M.Ag.  
NIP.19691215 199403 1 006

Dahniar, S.Pd, M.Pd.  
NUPN.9920100353

## ACKNOWLEDGEMENT



*Hamdan wa Syukran Lillah*, the researcher would like to express his deepest gratitude to the God Almighty, Allah *Subhanahuwata'ala*, who has given his mercy, blessing, health, power and inspiration to finish his thesis. Salawat and Salam are delivered to the final and chosen messenger the prophet Muhammad saw who has guided us from the darkness to the lightness.

The researcher realizes that this thesis could never be completed without helping and the guidance from a number of people. So, the researcher gives also a lot of thanks to the following person:

1. **Prof. Dr. H. Musafir Pababbari, M. Si.**, as the Rector of Alauddin State Islamic University of Makassar.
2. **Dr. H. Muhammad Amri, Lc., M. Ag.**, as the Dean and all of the staffs of Tarbiyah and Teaching Science Faculty.
3. **Dr. Kamsinah, M. Pd.**, and **Sitti Nurpahmi S. Pd., M. Pd.**, as the Head and the Secretary of English Education Department of Tarbiyah and Teaching Science Faculty of Alauddin State Islamic University of Makassar who have helped, guided, and supported the researcher.
4. **Dr. Muh. Rusdi Tahir, M. Ag.** and **Dahnir, S.Pd., M.Pd.** as consultants. A profound thanks researcher addresses to them for multitude of lesson, guidance and advice during this thesis writing.
5. The most profound thanks delivered to the all the lecturers of English Education Department and all of staffs of Tarbiyah and Teaching Sciences Faculty of Alauddin State Islamic University of Makassar for their multitude of lesson, lending a hand,

support and guidance during the researchers' studies at Alauddin State Islamic University of Makassar.

6. The researcher beloved parents, **Syarifuddin Abduh** and **Siti Aisyah**, for their love, pray, encourage, educate and provide countless material supports, so that, she could finish this thesis writing and his study in Alauddin State Islamic University of Makassar.
7. All the second grade students of MTs Abnau Amir, Gowa regency in academic year 2016-2017 who gave their time so willingly to participate in his research.
8. Researcher best friends **Rustam, Khaeril Amri, Asdar, Meidi Yuhar Algifari, Fajar Siddiq, Anggun Wicaksono**, thanks for always be there for his in his ups on downs.
9. Special thanks to researcher's beloved classmates in PBI 3,4 2012 and all researcher great friends in PBI 2012 (Invincible) who could not be all mentioned here. Thanks for sincere friendship and assistance during the writing of this thesis.
10. KKN Profesi Posko Panaikang, Binamu, Jenepono. Special for **Bapak Asrul and Ibu Mia** as the researcher's second parents, and also Reza, Musda, Nanna, and Widya for their support in finishing the researcher's study.
11. Special thanks to New Generation Club (NGC) and The Betel for their support, inspiration, motivation, spirit and pray in finishing the researcher's study
12. All of the people around the researcher's life whom could not mention one by one by the researcher who has given a big inspiration, motivation, spirit and pray for him.

The researcher realizes that the writing of this thesis is still the simple one. Remaining errors are the researcher's own; therefore, constructive criticism and suggestions will be highly appreciated.

Finally, willingly the researcher prays, may all our efforts are blessed by Allah SWT. Aamiin.

Hadaanallahu ilaa sabiilissalaam

Wassalam.

Makassar, 2016

The Researcher

Aldi Venus

NIM. 20400112078



## TABLE OF CONTENTS

	Pages
<b>COVER PAGE .....</b>	<b>i</b>
<b>PERNYATAAN KEASLIAN SKRIPSI .....</b>	<b>ii</b>
<b>PERSETUJUAN PEMBIMBING .....</b>	<b>iii</b>
<b>ACKNOWLEDGMENT .....</b>	<b>iv</b>
<b>TABLE OF CONTENTS .....</b>	<b>vii</b>
<b>LIST OF TABLES .....</b>	<b>ix</b>
<b>LIST OF FIGURES .....</b>	<b>x</b>
<b>LIST OF APPENDICES .....</b>	<b>xi</b>
<b>ABSTRACT .....</b>	<b>xii</b>
<b>CHAPTER I. INTRODUCTION .....</b>	<b>1-7</b>
A. Background .....	1
B. Problem Statement .....	4
C. Research Objective .....	4
D. Research Significance .....	4
E. Research Scope .....	6
F. Operational definition of terms .....	6
<b>CHAPTER II. REVIEW OF RELATED LITERATURE .....</b>	<b>8-20</b>
A. Review of Research Findings .....	8
B. Some Pertinent Ideas .....	9
C. Theoretical Framework .....	17
D. Hypothesis .....	20
<b>CHAPTER III RESEARCH METHOD .....</b>	<b>21-36</b>
A. Research Design .....	21
B. Research Variables .....	23
C. Population and sample .....	23
D. Research instrument .....	24
E. Data collecting procedure .....	25
F. Data analysis technique .....	32
<b>CHAPTER IV FINDINGS AND DISCUSSIONS .....</b>	<b>37-48</b>
A. Findings .....	37
B. Discussions .....	46
<b>CHAPTER V CONCLUSIONS AND SUGGESTIONS .....</b>	<b>47-48</b>
A. Conclusions .....	49
B. Suggestions .....	50

**BIBLIOGRAPHY**

**APPENDIXES**

**CURRICULUM VITAE**





## LIST OF TABLES

	pages
Table 4.1: The ditribution of frequency and percentage score of Experimental class score in pre-test.....	38
Table 4.2: The distribution of frequency and percentage score of Controlled class score in pre-test.....	39
Table4.3: Mean Score and Standard Deviation of the students' pre-testresult.....	40
Table 4.4: The significance difference of pre-test.....	41
Table 4.5: The distribution of frequency and percentage score ofExperimental class score in post-test.....	42
Table 4.6: The distribution of frequency and percentage score of Controlledclass score in post-test.....	43
Table 4.7: Mean Score and Standard Deviation of the students' post-test result...	45
Table 4.8: The significance difference of post-test.....	46

## LIST OF FIGURES

pages

Figure 1: Experimental Design.....	22
------------------------------------	----



## LIST OF APPENDIX

	pages
Appendix I : Instrument of The Research .....	56
Appendix II : Lesson Plans.....	62
Appendix III : The Row Score of Students' Pre Test in Experimental Class.....	84
Appendix IV : The Row Score of Students' Pre Test in Controlled Class.....	85
Appendix V : The Row Score of Students' Post Test in Experimental Class....	86
Appendix VI : The Row Score of Students' Post Test in Controlled Class.....	87
Appendix VII : The Row Score of Students' Pre-Test and Post Test in Experimental Class.....	88
Appendix VIII : The Row Score of Students' Pre-Test and Post Test in Controlled Class.....	89
Appendix IX : Standard Deviation.....	90
Appendix X : The Significance Different.....	94
Appendix XI : The value of t table.....	96
Appendix XII : Documentation.....	97

## ABSTRACT

Name : Aldi Venus

Reg. Number : 20400112078

Title : Collaboration between Quantum Teaching Method & Speed Drawing Games in Teaching Vocabulary of The Second Grade Students of MTs Abnaul Amir South Bontononpo Gowa Regency..

---

This research aims to find out in what extent does Collaboration between Quantum Teaching Method & Speed Drawing Games in Teaching Vocabulary improves the students' vocabulary mastery". The principle problem was only one that was "to what extent does *Collaboration between Quantum teaching & Speed Drawing Games* improves the students' vocabulary mastery?"

The research was Quasi Experimental design using Nonequivalent Control Group Design. The study involved 38 students, Second grade students in 2016 of MTs Abnaul Amir. In this research, the researcher collaborated *Quantum Teaching Method & Speed Drawing Game* became one kind of treatment.

There were two variables: The independent variable of this research was *Collaboration between Quantum Teaching Method & Speed Drawing Games* and the dependent variable was the students' vocabulary mastery.

The data were analyzed using descriptive statistic (frequency, mean score, and standard deviation) and inferential statistic (independent sample t-test). The research discovers that second grade students' of MTs Abnaul Amir vocabulary mastery (Nouns) improved by using *Collaboration between Quantum Teaching Method & Speed Drawing Games* by the increase of the mean score of experimental class that was 34, 4 classified as *poor* in the pre-test and 74, 89 classified as *fairly good* in the post-test. The result of the t-test also shown that the Quantum Teaching Method and Speed Drawing Games was effective to improve students' vocabulary mastery because the t-test is (4, 92) higher than t-table is (2.021).

Based on the finding and discussion of the research, the researcher suggested that *Quantum Teaching Method & Speed Drawing Games* as alternative in teaching was able to use in teaching vocabulary especially in nouns and the researcher concluded that used *Quantum Teaching Method & Speed Drawing Games* was effective and interesting way in teaching vocabulary especially in nouns.

## CHAPTER I

### INTRODUCTION

This chapter is divided into six main sections, namely background, problem statement, research objective, research significant, research scope, and definition of term.

#### **A. *Background***

English is as an international language used as a tool for communication in daily life and in academics, functioned as a first, second or foreign language. In Indonesia, English is as a foreign language and formally it is taught in schools from junior high school until university. It is the reason why learning English is a necessity and a must for all the people in the world, especially in Indonesian school. Therefore, the students should master English.

English has four skills those are listening, speaking, writing, and reading. The most important factor increasing the four skills in teaching English is vocabulary. Vocabulary is a main elements of language is include students are not able to master if they still lack of vocabulary Allen (1983:434) stated that there are many factors that hamper students to master English vocabulary.

Vocabulary is the essential one in mastering English skills. Lack of vocabularies is one of the most significant problems that make students difficult to practice speaking, writing, reading, and listening. It is the why the people think English is very difficult. There are many factors that make the students lack of vocabulary. They came from the internal factor and the external. Allen (1983:434), The internal factors mean the factors from the inside of the students themselves such as motivation, interest, intelligence etc. and the external is factors from outside of the students that affect their learning process such as economic background, learning materials, and teachers' performance including their teaching methods. "(De Porter, 2005:27)" Teaching methods will be successful when

the students get the meaningful lesson. Students get meaningful lesson when the learning process, learning environment, and design teaching are interesting for them.

Based on the researcher's observation and experience when he was teaching on 19 June 2015, He found that the teaching method was assumed as the factor that causes the students' vocabulary is low. The teaching method used by teacher has made the students bored in the classroom, the students just copied a vocabulary list that the teacher wrote in the white board, and then they memorized the list. After that, the teacher asked them to open their textbook and did a lesson task. In class, the students feel bored because there is no interesting activity. Nedomová (2007) states that "young learners are not able to pay their attention for more than 10-20 minutes and after that they start to be bored and tired." When the students feel bored, it means they lost their interest, motivation and attention to the lesson. Students that have not motivation in learning process, it means they will not acquire learning materials well because the materials do not save in their long-term memory. B.F Skinner (1948) argued that "people long-term memory works when impressing situation is happening." For that reason, teachers have to be more creative in applying some interesting and meaningful classroom activities in teaching vocabulary.

Nowadays, so many innovations and creations are made by some education experts to improve the teaching and learning quality, especially in English classroom. One of the innovations is *Quantum Teaching*. This method has become popular recently. Since the method makes the classroom more effective and the students more enjoy the lesson. (*Outdoor Learning 2003:127*) *Quantum Teaching* is a learning process that can provide backgrounds and strategies increasing learning process to be fun. Quantum teaching include instruction to design effective learning environment, design teaching, deliver content and facilitate learning process.

One of interesting ways to deliver content of lesson is using a game in learning process. It makes the class more fun and pleasing. Besides that, the students play game at the same time learning too. The learning will be impressing and difficult to forget for the students. It is agreeable to teach vocabulary.

*Speed Drawing Game* is the game that the researcher selects in this research because drawing activity helps students remember vocabulary. Speed drawing is a fun and successful way to help them practice asking questions and using targeted vocabulary. In addition, the researcher thinks that it will be great way to teaching vocabulary if Quantum Teaching and Speed Drawing game are collaborated. It is the why the researcher is going to do a experiment with the title **“Collaboration between Quantum Teaching Method & Speed Drawing Games in Teaching Vocabulary of The Second Grade Students MTs Abnaul Amir South Bontonompo Gowa Regency.”**

#### ***B. Problem Statement***

The lack of vocabulary in English at school especially in MTs Abnaul Amir South Bontonompo Gowa Regency was the main problem from the experiences of the researcher. In order to enable the researcher to elaborate the main problem, the research questions are formulated as follows:

“To what extent does *Collaboration between Quantum Teaching Method & Speed Drawing Games in Teaching Vocabulary* improves the students’ vocabulary mastery?”

#### ***C. Research Objectives***

This study aims to improve student’s vocabulary for the second grade students of MTs Abnaul Amir South Bontonompo Gowa regency. The specific objective of this current research is:



“To find out the extent of *Collaboration between Quantum Teaching Method & Speed Drawing Games in Teaching Vocabulary* improves the students’ vocabulary mastery”

#### ***D. Research Significance***

By the end of the research, the researcher hopes that, this research can give advantages to teachers, students, researchers and readers.

##### ***1. Theoretical Significance***

Theoretically, this research was conducted to provide empirical evidence of the collaboration between *Quantum Teaching Method & Speed Drawing Games* in teaching vocabulary of second grade students. Moreover, the result of this research was expected to give contribution to related theories and researches about *Quantum Teaching Method & Speed Drawing Games*

##### ***2. Practical Significance***

There are many significances of the research which can be useful for:

###### **a. For students**

This research is expected to help the students improve their vocabulary achievement and can motivated them in order be more interested to learn English. In addition, the result of the study is expected to be useful to enrich the insight and knowledge of the effect of *Collaboration between Quantum Teaching Method & Speed Drawing Games* in second graders’ achievement in comprehending in Vocabulary especially in nouns.

###### **b. For teachers**

The researcher expects that this research can useful for English teacher to provide a creative and alternative solution to solve the problem in teaching English. The researcher also hopes that an apply it in their teaching vocabulary as effective as possible.



c. For next researcher

This research is expected to give great contribution to the other research as a reference for further studies on similar topic.

#### ***E. Research Scope***

To make the research clear, the researcher scopes the variables in this research. What the research attempt to find in this research is the improvement of vocabulary. The kinds of vocabularies chosen for this research are nouns such as occupation, trasportations, animals, things and parts of body because to conduct speed drawing games, researcher needs material that is able to draw. In addition, the materials are based on student's text book in the second grade of Mts Abnaul Amir.

#### ***F. Operational Definition of Term***

This research was focused on two components; *Collaboration between Quantum Teaching Method & Speed Drawing Game* and *Vocabulary Mastery*. The definition of each component can be explained by the researcher as follow:

##### ***1. Collaboration between Quantum Teaching & Speed Drawing Game***

##### ***a. Quantum Teaching Method***

*Quantum teaching* is instruction to design effective learning environment, design teaching, deliver content and facilitate learning process. Quantum teaching focuses on the dynamic relationship in classroom environment or interactions which establish a foundation and framework for learn. The researcher stated that *Quantum Teaching* is a learning process that can provide backgrounds and strategies increasing learning process to be fun and interesting.

#### b. Speed Drawing Game

Sara Hendrick argued that, *Speed Drawing Game* is an interesting way for vocabulary retention. *Speed Drawing Game* is a fun drawing activity that draw the target vocabulary with covered eyes and limited time..

In this research, the researcher used the both, *Quantum Teaching Method & Speed Drawing Game* became one kind of treatment. In the treatment, the researcher taught the material (noun vocabulary) in the classroom using *Quantum Teaching Method*, then about 15-10 minutes before the class end, the researcher do *Speed Drawing Games* to know and evaluate the students' comprehension about the material that he has been taught at the meeting.

#### 2. Vocabulary Mastery

Vocabulary Mastery is the mastery of the forms and usages of English vocabulary which will be focused in nouns material. This can be measured by using test.

ALAUDDIN  
M A K A S S A R

## CHAPTER II

### REVIEW OF RELATED LITERATURE

This chapter is divided into four main sections, namely review of related research findings, pertinent ideas, theoretical framework, and hypothesis.

#### **A. *Review of Research Findings***

In this part the researcher describes some previous researches which are relevant to this thesis.

1. Karmilah Susilawati (2009) conducted a research entitled, *The Effectiveness of Teaching Vocabulary Using Quantum Teaching Method at the First Grade Students Of SMPN 1*. Her study is limited to describe the difference of vocabulary achievement between the students who have been taught using *Quantum Teaching Method* and those who have been taught using conventional method among first grade of junior high school students. The result of the research shows that teaching vocabulary through *Quantum Teaching Method* is more effective than conventional way of teaching.
2. Hanik Mas'udah (2008) conducted a research entitled, *The Effectiveness of Using Card game in Teaching Vocabulary to Beginners (An Experimental Study at the Year fourth the students of SDN 01 the Academic Year (2007/2008))*. This research shows that using bingo game is effective for teaching English nouns to beginner than conventional method, because the experimental group get higher result than the control group.

There are some previous researches related to effectiveness of Quantum teaching method and effectiveness of games in different aspect of language teaching. But the

researcher did not find a research that integrates to collaborate *Quantum Teaching Method* and *Speed Drawing Game* in teaching vocabulary. Therefore, the researcher will try to conduct a research about collaboration between *Quantum Teaching Method & Speed Drawing Game* in teaching vocabulary.

## **B. Some Pertinent Ideas**

### **1. Quantum Teaching Method**

*Quantum Teaching* is a learning process that can provide backgrounds and strategies increasing learning process to be fun. (*Outdoor Learning 2003:127*) *Quantum teaching* include instruction to design effective learning environment, design teaching, deliver content and facilitate learning process.

*Quantum Teaching* shows teachers how to orchestrate their students success by taking into account everything in the classroom along with the environment, the design of curriculum, and how it is presented. The result: a highly-effective way to teach anything to anybody! Designed and written as an interactive tool, *Quantum Teaching* includes the lesson planning guidelines to help teachers cover all the bases, without having to culminate different theories or referring to different source of materials. A reproducible lesson planning guide makes it easy to start implementing new strategies immediately. Bases, without have to culminate different theories or referring to different source of materials.

### **2. Vocabulary**

#### **a. Definition of Vocabulary**

Vocabulary is one of the language components which have to be mastered by students of all level of school in Indonesia in learning a new language. They will get difficulties in using English if they are lack of vocabulary. As we know the language learners want to be success in studying language. Furthermore, they must be mastery most vocabularies. If

students did not have more vocabulary, they cannot communicate effectively of express their ideas both oral and written form. Vocabulary is a listing of the words used in some enterprise. According to the *Oxford Dictionary*, vocabulary is the total of words you know in particular language. According the definitions above, the researcher concluded that vocabulary is a stock of words in language, written or spoken with the meaning that considered as cultural meaning used by group or individual community because it uses of the people to communicate and interact to other people. Learning is the process of changing behavior; it is headed to behavior well and headed to bad behavior. Learning is the development of new associations as a result of experience.

According Webster's New word College Dictionary:

- 1) A list of words, and often phrases, abbreviations, inflectional forms, etc. usually arranged in alphabetical order and defined or otherwise identified as in a dictionary or glossary.
- 2) All the words of a language.
- 3) All the words used by a particular person, socioeconomic group, profession, etc. all the words recognized and understood, although not necessary used, by a particular person.

Nunan (1991) he defines that vocabulary are the total number of words in a language known by individual and are used as vehicle of language to communicate and express one's idea.

Busran in Zuhdy (2011: 8) defines vocabulary as content and function word of language which is learned so thoroughly, so that become part of child's understanding, speaking, and later reading and writing vocabulary. It also means words having been heard or seen even though not produced by individual himself to communicate with others.

According to Hornby (1986:223) vocabulary is: (1) all words that person knows or uses, (2) all the words in a particular language, (3) the words can that people use when they are talking about the particular subject, (4) a list of words with their meaning, especially in a book for learning a foreign language.

Petter in Ismayanti (2010: 7-8), says that vocabulary is (1) a list of words, and sometimes phrases, usually arranged in alphabetical order and defined: a dictionary, glossary, or lexicon, (2) all the word of a language, (3) all word used by a particular person, class, profession, etc.

*b. Types of vocabulary*

Vocabulary is necessary to give students' to hang on to when learning any kind of subject. Vocabulary also has many classifications as suggested by some experts as below:

Good in Zuhdy (2011: 9) divides vocabulary into four kinds. They are:

1) Oral Vocabulary

Oral vocabulary is refers to words that person employs them to expressing ideas orally and actively. It consisting of word actively used in speech used that comes readily to tongue of the one's conversation. This type is used in this research.

2) Writing vocabulary

The writing vocabulary is refers to words commonly used in writing, it is stock of words that come readily to one's finger vocabulary it commonly in writing. This type is also used in this research.

3) Listening vocabulary

The listening vocabulary is refers to a person can understand when they are heard. This type is also used in this research.

4) Reading vocabulary

The reading vocabulary is refers to a person can recognize them when in written form. This type is also used in this research.

Harmer (1991) divides into two types, they are:

1) Active vocabulary

Active vocabulary is refers to vocabulary that has been learned by the students' and can be used in speaking and writing. They are expected to be able to use it.

2) Passive vocabulary

Passive vocabulary is refers to words which students will recognized when they met them, but they probably not be able to produce.

Schall in Zuhdy (2011: 10) classified vocabulary into three types, namely:

- 1) Active vocabulary, the words are customarily used in speaking.
- 2) Reserve vocabulary, the words we know but we are rarely used them in ordinary speech. We use them in writing letter and searching for synonym.
- 3) Passive vocabulary, the words are recognize vaguely but we are sure of the meaning never use them is either speech or writing, we just know them because we see them before.

c. *The Importance of vocabulary*

Vocabulary is the body of words that make up the language. Without a good working knowledge of words and their meanings, both written and verbal communication will be muddled or poorly understood. No one can communicate in any meaningful way without vocabulary. Lack of vocabulary will keep the learners unable to express their thoughts and feelings while having a number vocabulary gives them right words to use in the right time. (Harisman, 2014: 9) It will enable them to communicate clearly and speak with great precision with others.



In English as a second language (ESL) and English as a foreign language (EFL) learning vocabulary items plays a vital role in all language skills (i.e. listening, speaking, reading, and writing. Rivers and Nunan (1991), furthermore, argue that the acquisition of an adequate vocabulary is essential for successful second language use because without an extensive vocabulary, we will be unable to use the structures and functions we may have learned for comprehensible communication.

Thus, the researcher concludes that the students or learners can comprehend and understand the four basic skills of English by mastering vocabulary.

*d. Ways to improve Vocabulary*

Building up our vocabulary is arguably the most important part of a language learning process. If we do not have a base vocabulary to work with, we cannot study grammar, we have absolutely no use for spelling or pronunciation exercises and writing or reading is definitely out of the question. That is why it is crucial to have a good vocabulary work-up at the beginner of our studies but also to keep building it up as we go. Here are a few ways for us to improve vocabulary:

1) Translating Texts

This is great method to use in the beginning of our studies, when we cannot handle reading (and understanding) a text solely in the foreign language we are emphasizing on. Translated texts act as a natural dictionary as they will involuntary form connections as we read the two versions of the same text. The downside however is that if the texts are too ambiguous or too complicated, we risk misunderstanding entire phrases or mistakenly attributing meanings to certain words. That is why it is extremely important that the translated text we're working with is well written and does not have any slang, confusing words, words with different meanings and so forth. We should also look for the most basic translated texts at first. Do not worry if you



find it silly to translate “It is hot during the summer”, it is a starting point and we will not be better off skipping it.

## 2) Vocabulary Games

Vocabulary games are a great way to enhance our word base, but they should usually be used only as an additional method for this purpose. The fact with vocabulary games is that they cannot teach us the same amount of new words as say translated texts or other methods that deal with improving your vocabulary, but they can be a fun alternative to take during those study breaks. Also, remember that everything we learn while relaxing and having fun is assimilated a lot easier and for a longer period of time.

## 3. Speed Drawing Games

*Speed drawing* game is a interesting way for vocabulary retention. This exciting drawing activity helps students remember vocabulary. Sara Hendric created the activity when she was working with beginning students at a middle school in Japan. The students were 12 to 14 years old and had a limited vocabulary. Speed drawing was a fun and successful way to help them practice asking questions and using targeted vocabulary.

The activity can work in any style of classroom with a minimum of supplies. The only things necessary are a vocabulary list, scraps of paper, and things that students can use to draw pictures (e.g., pencils, pens, markers). Before began the games, prepare vocabulary list to given to the students, The students should have some time to study the words, but it’s not necessary to memorize them, as the students can refer to the list during the activity. You can lead the class in repeating the words or allow students to read and practice saying the words alone, in pairs, or in small groups. Familiar vocabulary can be mixed in and used for review as well.

After that, the students who will do this game have to closing their eyes and drawing a picture either on the board or on a large piece of paper while counting to ten (or, better yet, have the students do the counting). Once the picture is “finished,” encourage the students to guess what it is, even if they aren’t sure about the answer. Obviously, the picture will be terrible because of the time limit and closed eyes; that’s what makes this activity fun. The point here is for students to practice saying the vocabulary words over and over again, so if they need to guess three or four or nine words, that’s just more practice. Depending on the students’ level, you can provide simple phrases (either on the board or through speaking practice) for students to use—for example, “Is it a table? Is it an oven?” You can also provide responses, such as “Yes, that’s right!” or “No, it isn’t. Please try again.” (Sara Hendric 2007)

### **C. *Theoretical Framework***

There are many factors that make the students lack of vocabulary. They came from the internal factor and the external factor. Allen (1983:434), “The internal factors mean the factors from the inside of the students themselves such as motivation, interest, intelligence etc. and the external is factors from outside of the students that affect their learning process such as economic background, learning materials, and teachers’ performance including their teaching methods”. (De Porter, 2005:27) “Teaching methods will be successful when the students get the meaningful lesson. Students get meaningful lesson when the learning process, learning environment, and design teaching are interesting for them.”

*Quantum Teaching* is a learning process that can provide backgrounds and strategies increasing learning process to be fun. (*Outdoor Learning 2003:127*) *Quantum teaching* include instruction to design effective learning environment, design teaching, deliver content and facilitate learning process. De Porter (2010: 32) *Quantum Teaching*

shows teachers how to orchestrate their students success by taking into account everything in the classroom along with the environment, the design of curriculum, and how it is presented. The result: a highly-effective way to teach anything to anybody! Designed and written as an interactive tool, *Quantum Teaching* includes the lesson planning guidelines to help teachers cover all the bases, without having to culminate different theories or referring to different source of materials.

De Porter (2010: 32), “quantum teaching focuses on the dynamic relationship in classroom environment or interactions which establish a foundation and framework for learn.” Quantum teaching outlines new ways to make it easier learning through the integration of the elements of art and achievements which targeted a wide range of subjects taught in the classroom. According Miftahul (2010: 27), “has a principle of quantum teaching the world's main bring them into our world, and deliver us to the world their world.” The purpose of that principle is reminiscent of the importance of students to enter the world as a first step. So that a teacher must first enter the world of students because these actions will give teachers permission to lead, guide and facilitate the process learning in the classroom.

Besides *Quantum Teaching Method*, another interesting ways to deliver content is using a game in learning process. Hadfield (1990) defines games as "an activity with rules, a goal and an element of fun. The students play game at the same time learning too. It makes the class more fun and pleasing. The learning will be impressing and difficult to forget for the students. It is agreeable to teach vocabulary. The main focus of using game in class is not only to help students to learn more effectively but also to have fun.

*Speed Drawing Game* is the game that the researcher selects in this research because drawing activity helps students remember vocabulary.”(Sara Hendric 2007) Speed drawing is a fun and successful way to help students practice asking questions and using

targeted vocabulary. The main focus of using game in class is not only to help students to learn more effectively but also to have fun. In addition, the researcher thinks that it will be great way to teaching vocabulary if *Quantum Teaching* and *Speed Drawing game* are collaborated.

Based on the theories above, it can be concluded that *Quantum Teaching* and *Speed Drawing game* have been used in second language classroom activities which is fun stimulus motivated students in learning process by intresting way with all its nuances and create an effective learning environment. Therefore, the researcher assumed collaboration between *Quantum Teaching Method & Speed Drawing Game* will be effective to be used in teaching vocabulary. This research emphasizes the collaboration between *Quantum Teaching Method & Speed Drawing Game* to improve students' vocabulary mastery especially in common nouns.

#### **D. Hypothesis**

The hypothesis of the research is formulated as follows:

- H<sub>1</sub> : *Collaboration between Quantum Teaching Method & Speed Drawing Games* is effective to improve students' vocabulary.
- H<sub>0</sub> : *Collaboration between Quantum Teaching Method & Speed Drawing Games* is not effective to improve students' vocabulary.

### CHAPTER III

#### RESEARCH METHOD

This chapter deals with research design, research variables, population and sample, research instrument, data collection procedures, data analysis techniques.

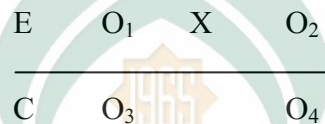
##### ***A. Research Design***

Based on the title, the design of the research was conducted with Quasi Experimental Design. Quasi Experimental Designs, like experimental designs, test causal hypotheses. In both experimental and Quasi Experimental Designs, the programme/policy viewed as an ‘intervention’ in which a treatment-comprising the elements of the programme/policy being evaluated-is tested for how well it achieves its objectives, as measured by a pre-specified set of indicators. A Quasi Experimental Design by definition lacks random assignment. Then, (White and Sabarwal, 2014) quasi experimental methods that involve the creation of a comparison group are most often used when it is not possible to randomize individuals or groups to treatment and control groups.

Quasi Experimental Design has three primary reasons why it is applied in a research. *First*, to meet the practical requirements of funding, school administration, and ethic. *Second*, to evaluate the effectiveness of an intervention when the intervention has been implemented by educators prior to the evaluation procedure having been considered.

*Third* when research wants to dedicate greater resources to issue. The disparity of this research and true experimental design is just random assignment, yet the quasi experiment is lack of random assignment of participant.

The design of the research was Quasi Experimental Design, exactly Non-equivalent Control Group Design. (Sugiono, 2014:79) This design exactly like pre-test post-test control group design except that there is no random assignment into group. In this method, there were two classes, which were Experimental class and Controlled class, then the researcher used pre-test and post-test design in both experimental and Controlled class, this can be presented as follows:



**Figure 3.1 Experimental Design**

Explanation:

E : Experimental class

C : Controlled class

O<sub>1</sub> : Pre-test (in Experimental class)

O<sub>3</sub> : Pre-test (in Controlled class)

X : Treatment for Experimental class by using *Collaboration between Quantum Teaching Method & Speed Drawing Games*

O<sub>2</sub> : Post-test (in Experimental class)

O<sub>4</sub> : Post-test (in Controlled class)

(Sugiyono, 2015: 116)

### **B. Research Variables**

The kinds of variable related to research, consisted of independent and dependent variable. According to Arikunto (2006), independent variable was the variable that is

influenced by another variable to achieve what was expected by researcher; whereas, the dependent variable was the result that was expected through the implementation of the independent variable. There were two variables in this research:

### **1. Independent variable**

The Independent variable (X) in this research was *Collaboration between Quantum Teaching Method & Speed Drawing Games*.

### **2. Dependent variable**

The dependent variable (Y) in this research was students' *Noun Vocabulary Mastery especially in parts of body, animals, occupations, transportations and things*.

## **C. Population and Sample**

### **1. Population**

According to (Arikunto, 2013: 173) population is the subject of the research overall total students in the second grade MTs Abnaul Amir South Bontonompo Gowa regency in the Academic year of 2015/2016. The total number of population is 75 students and divided in three classes, those are: VIIIA, VII B and VIII C.

### **2. Sample**

In this research, the sample will be only two classes and will be purposive sampling because it uses quasi-experimental design. The researcher only uses two classes to make it easy to conduct the research. The students that are in the different class will have relatively the same intelligence. In MTs school Abnaul Amir, the school management randomly places the students; it means that there are no smart classes because the classes are divided even. So, the researcher ask the teacher's suggestion on which class the researcher can conduct the research best.



The researcher took two classes as sample and divided into two class, experimental class and control class. The researcher took VIII B consist of 19 students as experiment class and VIII A consist of 19 students as the control class. The researcher took both of class by teacher suggestion. The teacher suggested taking the both classes because the other class (VIII C) was difficult to conduct the research. Many students in VIII C class were lazy to come to the school, it caused the attendance of the students in the class was not consistent.

#### ***D. Research Instrument***

The instrument that used by the researcher in this research was test that consists of pre-test and post-test. The test was used to find out whether the students' vocabulary mastery was improved or not. The function of pre-test is to know how far the vocabulary mastery of the students before applying *Collaboration between Quantum Teaching Method & Speed Drawing Games* and the function of post-test is to know the improvement of students' vocabulary mastery after applying *Collaboration between Quantum Teaching Method and Speed Drawing Games*.

The instrument of the research was multiple choice and fill in the blank which aimed to measure the achievement of students in vocabulary mastery. The test was consisted of 30 items of nouns vocabulary such as occupation, trasportations, animals, and parts of body. In the Pre-test, the fill in the blank was consisted of 11 items, and the multiples choice was consisted of 19 items. The Post-test, the fill in the blank was consisted of 11 items, and the multiples choice was consisted of 19 items.

#### ***E. Data Collecting Procedure***



This research was carried out from 25<sup>th</sup> July 2016 until 18<sup>th</sup> August 2016. During the research, the researcher conducted Pre-test, treatment, Post-test and collected data. The procedures of treatment were chronologically performed as next follow:

1. Monday, 25<sup>th</sup> July 2016, the researcher performed pre-test to Controlled class and Experimental class. (*The result, see Appendix IV*).
2. Thursday, 28<sup>th</sup> July 2016, the researcher did the treatment in Experimental class. Before starting the teaching learning process, the desks were arranged in U form. Then, the researcher gave brain gym to students as an ice breaking to make students felt relaxed and created enjoyable atmosphere in the class because that are the characteristics of *Quantum teaching*. The researcher taught using Quantum teaching method, therefore learning process designed to be fun. The researcher provided design learning environment, design teaching, deliver content and facilitate learning process with interesting way.

The material was given *Parts of body*. The researcher described what vocabulary and *Part of body* is, what the importance to master the *Parts of body* is, and what the consequence if students do not master the *Parts of body* is. In the treatment the researcher gave a list of part of body that the students had to master on that day. After giving the list, the researcher did the *Speed Drawing Game* for evaluate students comprehension, it is about twenty minutes before the class end. Before playing the game, the researcher divided the students into five groups that were form a line. Every group had a mini whiteboard and a marker in front of them. After that, the students who got the chance in front had to close their eyes and draw a part of body according instructions from the researcher. For example, the researcher said “mouth” they had to draw it in the mini white board while counting until ten. Then, every student in all group had same chance to draw, so it was drilling. After

they was finished drawing a human, the researcher encouraged the students to guess what it is, even if they weren't sure about the answer. Obviously, the picture would be terrible because of the time limit and closed eyes; that's what made this activity fun.

3. The researcher continued the treatment, Monday 1<sup>st</sup> August 2016, the researcher did the treatment in Experimental class. Before starting the teaching learning process, the desks were arranged in U form. Then, the researcher gave brain gym to students as an ice breaking to make students felt relaxed and created enjoyable atmosphere in the class because that are the characteristics of *Quantum teaching*. The researcher taught using Quantum teaching method, therefore learning process designed to be fun. The researcher provided design learning environment, design teaching, deliver content and facilitate learning process with interesting way.

The material was given *Occupations*. The researcher described what vocabulary and *Occupations* is , what the importance to master the *Occupations* is, and what the consequence if students do not master the *Occupations* is. In the treatment the researcher gave a list of *Occupations* that the students had to master on that day. After giving the list, the researcher did the *Speed Drawing Game* for evaluate students comprehension, it is about twenty minutes before the class end. Before playing the game, the researcher divided the students into five groups that were form a line. Every group had a mini whiteboard and a marker in front of them. After that, the students who got the chance in front had to close their eyes and draw an *Occupation* according instructions from the researcher.

4. The researcher continued the treatment, Thursday 4<sup>th</sup> August 2016,, the researcher did the treatment in Experimental class. Before starting the teaching learning process, the desks were arranged in U form. Then, the researcher gave brain gym to

students as an ice breaking to make students felt relaxed and created enjoyable atmosphere in the class because that are the characteristics of *Quantum teaching*. The researcher taught using Quantum teaching method, therefore learning process designed to be fun. The researcher provided design learning environment, design teaching, deliver content and facilitate learning process with interesting way.

The material was given *Animals*. The researcher described what vocabulary and *Animals* is, what the importance to master the *Animals* is, and what the consequence if students do not master the *Animals* is. In the treatment the researcher gave a list of *Animals* that the students had to master on that day. After giving the list, the researcher did the *Speed Drawing Game* for evaluate students comprehension, it is about twenty minutes before the class end. Before playing the game, the researcher divided the students into five groups that were form a line. Every group had a mini whiteboard and a marker in front of them. After that, the students who got the chance in front had to close their eyes and draw an *Animal* according instructions from the researcher.

5. The researcher continued the treatment, Monday 8<sup>th</sup> August 2016, the researcher did the treatment in Experimental class. Before starting the teaching learning process, the desks were arranged in U form. Then, the researcher gave brain gym to students as an ice breaking to make students felt relaxed and created enjoyable atmosphere in the class because that are the characteristics of *Quantum teaching*. The researcher taught using *Quantum teaching method*, therefore learning process designed to be fun. The researcher provided design learning environment, design teaching, deliver content and facilitate learning process with interesting way.

The material was given *Things*. The researcher described what vocabulary and *Animals* is, what the importance to master the *Things* is, and what the consequence

if students do not master the *Things* is. In the treatment the researcher gave a list of *Things* that the students had to master on that day. After giving the list, the researcher did the *Speed Drawing Game* for evaluate students comprehension, it is about twenty minutes before the class end. Before playing the game, the researcher divided the students into five groups that were form a line. Every group had a mini whiteboard and a marker in front of them. After that, the students who got the chance in front had to close their eyes and draw a *Thing* according instructions from the researcher.

6. The researcher continued the treatment, Thursday 11<sup>th</sup> August 2016, the researcher did the treatment in Experimental class. Before starting the teaching learning process, the desks were arranged in U form. Then, the researcher gave brain gym to students as an ice breaking to make students felt relaxed and created enjoyable atmosphere in the class because that are the characteristics of *Quantum teaching*. The researcher taught using *Quantum teaching method*, therefore learning process designed to be fun. The researcher provided design learning environment, design teaching, deliver content and facilitate learning process with interesting way.

The material was given *Transportations*. The researcher described what vocabulary and *Animals* is, what the importance to master the *Transportations* is, and what the consequence if students do not master the *Things* is. In the treatment the researcher gave a list of *Transportations* that the students had to master on that day. After giving the list, the researcher did the *Speed Drawing Game* for evaluate students comprehension, it is about twenty minutes before the class end. Before playing the game, the researcher divided the students into five groups that were form a line. Every group had a mini whiteboard and a marker in front of them. After that, the

students who got the chance in front had to close their eyes and draw a *Transportation* according instructions from the researcher.

7. The researcher continued the treatment, Monday 15<sup>th</sup> August 2016, the researcher did the treatment in Experimental class. Before starting the teaching learning process, the desks were arranged in U form. Then, the researcher gave brain gym to students as an ice breaking to make students felt relaxed and created enjoyable atmosphere in the class because that are the characteristics of *Quantum teaching*. The researcher taught using *Quantum teaching method*, therefore learning process designed to be fun. The researcher provided design learning environment, design teaching, deliver content and facilitate learning process with interesting way. The material was given *Things*. The researcher described what vocabulary and *Animals* is, what the importance to master the *Things* is, and what the consequence if students do not master the *Things* is. In the treatment the researcher gave a list of *Things* that the students had to master on that day. After giving the list, the researcher did the *Speed Drawing Game* for evaluate students comprehension, it is about twenty minutes before the class end. Before playing the game, the researcher divided the students into five groups that were form a line. Every group had a mini whiteboard and a marker in front of them. After that, the students who got the chance in front had to close their eyes and draw a *Thing* according instructions from the researcher.
8. Thursday, 1<sup>8th</sup> August 2016, the researcher performed post-test to Experimental class and Controlled class in getting the result of giving treatment. (*The result, see Appendix VI*).

In collecting data, the researcher brought 3 (three) activities as follows:

1. Administering the pre-test

In administering this pre-test, the researcher gave 30 number vocabulary of nouns (Part of body, Occupation, Transportation, and Animals) test. It was carried out on Monday, 25<sup>th</sup> July 2016 in the Controlled class and Experimental class. The time was given 60 minutes. After giving the pre-test, each meeting ran for 90 minutes for leading the treatment.

## 2. Administering the treatment

In administering this treatment, the researcher took six meetings; they were carried out on Monday 1<sup>st</sup> August 2016, Thursday 4<sup>th</sup> August 2016, Monday 8<sup>th</sup> August 2016, Thursday 11<sup>th</sup> August 2016, until Monday 15<sup>th</sup> August 2016.

## 3. Administering the post-test

In administering the post-test, the researcher gave 30 number of vocabulary of nouns (Part of body, Occupation, Transportation, and Animals) test. It was carried out on Thursday, 18<sup>th</sup> 2016 in the Controlled class and the Experimental class. The time was given 60 minutes.

## F. *Data Analysis Technique*

After conducting post test in experiment class and control class, the result of the pre-test will be analyzed from these two classes. In experiment class, the treatment of *Collaboration between Quantum Teaching Method & Speed Drawing Games* will be given to the students while the other class will be given the conventional dealing model. After giving the treatment to the experiment class, (Sugiyono, 2010) then the result of post-tests from the two classes will be analyzed together to see if there is any different from one another  $(O_2 - O_1) - (O_4 - O_3)$ .

In analyzing the data, the researcher used some formula as follows:

1. Scoring the students' writing answer of pre-test and post-test by using this formula:

--



$$\text{Score} = \frac{\text{students' correct answer}}{\text{total number of item}} \times 100$$

(Gay,1981)

2. Scoring category of the students' pre-test and post-test by using scoring rubric items as follows:

No.	Score	Classification
1	96– 100	Excellent
2	86 – 95	Very good
3	76 – 85	Good
4	66 – 75	Fairly Good
5	56 – 65	Fair
6	36 – 55	Fairly Poor
7	0 – 35	Poor

(Depdikbud in  
Sukirman 2010:  
36)

3. The formula will be used in calculating the mean score of the students' answer is:

$$\bar{x} = \frac{\sum x}{N} \times 100\%$$

$\bar{x}$  = mean score

$\sum x$  = sum of all scores

N = total number of the respondents

(Gay,1981)

4. The formula Colulating the percentage of student's answer

$$p = \frac{F}{N} \text{ percentage}$$

Where :

- P = Percentage  
 F = frequently  
 N = total number of the respondents

(Gay,1981)

5. The formula used in calculating the standard deviation is:

$$SD = \sqrt{\frac{SS}{N}}, \text{ where } SS = \sum X^2 - \frac{(\sum X)^2}{N1}$$

(Gay,1981)

Where :

SD = standard deviation

SS = the sum of square

N = total number of the subjects

$\sum X^2$  = the sum of all square; each score is squared and all the squares are added up

$(\sum x)^2$  = the square of the sum; all the scores are added up and the sum is square, total.

6. The formula used good or bad the standard deviation:

$$\frac{\bar{x}}{15-n(1)}$$

(Gay,1981)

$\bar{SD}$  the mean is bad

$\bar{SD}$  The mean is good/ representative

7. The formula will be used in finding out the difference between students' score in Pre-Test and in Post-Test is:



$$t = \frac{\bar{x}_1 - \bar{x}_2}{\sqrt{\left(\frac{SS_1 + SS_2}{n_1 + n_2 - 2}\right) \left(\frac{1}{n_1} + \frac{1}{n_2}\right)}}$$

Where:

$t$  = test of significance

$\bar{x}_1$  = mean score of experimental group

$\bar{x}_2$  = mean score of controlled group

$SS_1$  = sum square of experimental group

$SS_2$  = sum square of controlled group

$n_1$  = number of students of experimental group

$n_2$  = number of students of controlled group

Then the last, the result of the  $t$  test will be compared with  $t$  table to see if there is a significant difference between the Experimental class and Controlled class on the other hand, the experiment is effective or not.

$T \text{ table} \leq t \text{ test} = \text{Effective}$

$T \text{ table} \geq t \text{ test} = \text{Not effective}$

(Gay, 2006:

346)



## CHAPTER IV

### FINDINGS AND DISCUSSION

This chapter describes both the finding and the discussion of this research.

#### **A. Findings**

The findings of the research were based on the results of the data analysis. The data analysis was used to collect data. The vocabulary test consists of pre test and post test. The pre test was given to find out the initial students' vocabulary before presenting *Collaboration between Quantum Teaching & Speed drawing Game*, and the post test was given to find out the improvement of the students' vocabulary after giving the treatment.

##### **1. Result of Students' Pre Test in Experimental and Controlled Class**

The score of the Students' Pre test in Experimental Class were shown in the **Appendix III**. It showed that the lowest score was 9 for 1 student and the highest was 53 for 1 student in experimental class. The lowest scoring students' vocabulary mastery only 3 correct and 27 incorrect related to the test of the pre-test. The highest score students had 16 correct and 14 incorrect test.

For the Controlled class, the data were shown in the **Appendix IV**. It showed that the lowest score in the pretest was 17 for 1 student and the highest score was 73 for 1 student. The lowest scoring student vocabulary mastery only 5 correct and 25 incorrect related to the test of the pre-test. The highest score students had 22 correct and 8 incorrect test.

The distribution of frequency and percentage of final score of students' vocabulary at the second grade at MTs Abnaul Amir Moncobalang Gowa Regency in pre test of Experimental class and Controlled class were shown in the following tables.

**Table 4.1**  
The distribution of frequency and percentage score of Experimental class in pre-test

No.	Classification	Score	Frequency	Percentage
1.	Excellent	95 – 100	0	0 %
2.	Very Good	85 – 94	0	0%
3	Good	75 – 84	0	0%
4.	Fairly Good	65 – 74	0	0%
5.	Fair	55 – 64	0	0%
6.	Fairly Poor	45 – 54	4	21%
7.	Poor	0 – 44	15	79%
<b>TOTAL</b>			19	100%

Table 4.1 above shows the rate percentage of score of Experimental class in pre-test from 19 students, 4 students obtained Fairly poor (21%) and 15 students obtained Poor score (79%). It means that the result of this test was very low, the percentage shows that there were (100%) got low score (fairly poor, and poor).

**Table 4.2**

**The distribution of frequency and percentage score of  
Controlled class score in pre-test**

No.	Classification	Score	Frequency	Percentage
1.	Excellent	96 – 100	0	0 %
2.	Very Good	86 – 95	0	0%
3	Good	76 – 85	0	0%
4.	Fairly Good	66 – 75	1	5%
5.	Fair	56 – 65	1	5%
6.	Fairly Poor	36 -55	8	43%
7.	Poor	0 – 35	9	47%
<b>TOTAL</b>			19	100%

Table 4.2 above shows the rate percentage of score of Controlled class in pretest from 19 students, 1 student obtained Fairly good (5%) and 1 student obtained fair (5%), there were 8 students (43%) obtained Fairly Poor score, and there were 9 students obtained Poor score (47%). It means that the result was low but not as low as the experimental class, the percentage shows that there were (95%) obtained low score and just (5%) obtained middle score.

**a. The Mean Score and Standard Deviation of Experimental Class and Controlled Class in Pre-test**

Before conducting the research, it was important to determine the mean score for both classes and the standard deviation to measure students' basic knowledge. Students' mean score for both classes and the standard deviation in the pretest were shown in the next page table.

**Table 4.3**

**Mean Score and Standard Deviation of the students' pre-test result**

Class	Mean Score	Standard Deviation
-------	------------	--------------------

Experimental Class	34.3	12.44
Controlled Class	37.86	12.04

The table above shows that, the mean score of Experimental class in the pre-test was 34.3 classified as poor and the standard deviation of Experimental class was 12.44. While the mean score of Controlled class in pre-test was 37.86 classified as Fairly poor and its standard deviation was 12.04. The table shows that the mean score of the students in the Experimental class was quite lower than in the Controlled class in which the gap between them was only 3.56. The result of the mean score described that the difference of the students' basic knowledge was almost equal.

**b. The T-test and T-table of Experimental Class and Controlled Class in Pre-test**

The researcher conducted t-test and t-table to find out whether the result was significant or not and to be able to make sure whether the research could be continued or not. It can be seen in the next page table.

**Table 4.4**  
**The significance difference of pre-test**

Classes	t-test	t-table
Experimental Class & Controlled class	0.91	2.02

The table above shows that t-test of the pre-test between Experimental and Controlled class is 0.91 and the t-table is 2.02. Making a conclusion about students' score is by comparing the t-test and the t-table. When the result of the t-test is smaller than the t-

table, it means that there is no significance among the result of the students' basic knowledge and it is appropriate for the research to be continued. The table above shows that there is no significance between students' score in the pre-test because the t-test is smaller than the t-table ( $0.91 < 2.02$ ) so the research can be continued.

## 2. The Result of Students' Post test in Experimental and Controlled Class

The score of the Students' post-test in Experimental and Controlled Class (See **Appendix V & VI**) demonstrated the score of post-test in Experimental and Control class. For the Experimental class, the data were shown in the **Appendix V** the lowest score in the post-test was 33 for 1 student and the highest one was 97 for 1 student. The lowest scoring student vocabulary mastery only 10 correct and 20 incorrect and the highest score students had 29 correct and 1 incorrect test related to the test of the post-test.

For the Controlled class, the data were shown in the **Appendix VI**. It shows that the lowest score in the post-test was 33 for 2 students and the highest score was 70 for 1 student. The lowest scoring student vocabulary mastery only 10 correct and 20 incorrect and the highest score students had 21 correct and 9 incorrect test related to the test of the post-test.

The distribution of frequency and percentage of final score of students' vocabulary at the second grade at MTs Abnaul Amir, Gowa Regency in post-test of Experimental class and Controlled class were shown in the following tables.

**Table 4.5**  
**The distribution of frequency and percentage score of**  
**Experimental class score in post-test**

No.	Classification	Score	Frequency	Percentage
1.	Excellent	95 – 100	1	5 %
2.	Very Good	85 – 94	6	31%
3	Good	75 – 84	5	26%
4.	Fairly Good	65 – 74	2	10%
5.	Fair	55 – 64	1	10%
6.	Fairly Poor	45 -54	3	15%

7.	Poor	0 – 44	1	5%
<b>TOTAL</b>			19	100%

The rate percentage of score of Experimental class in post-test from 19 students as table 4.5 above shows that 1 student obtained Excellent score, there was 6 (31%) students obtained Very Good score, 5 (26%) students obtained Good score, 2 (10%) students obtained Fairly Good score, 1 (5%) student obtained Fairly score, 3 (15%) students obtained Fairly Poor score, and 1 (5%) student obtained Poor score. It means that the result of this post test was good because the percentage shows there were 70% students obtained excellent until fairly good score and the other side there were 30% students obtained fair until poor score.

**Table 4.6**  
**The distribution of frequency and percentage score of**  
**Controlled class score in post-test**

No.	Classification	Score	Frequency	Percentage
1.	Excellent	95 – 100	0	0%
2.	Very Good	85 – 94	1	5%
3	Good	75 – 84	2	10%
4.	Fairly Good	65 – 74	3	15%
5.	Fair	55 – 64	3	15%
6.	Fairly Poor	45 -54	7	40%
7.	Poor	0 – 44	3	15%
<b>TOTAL</b>			19	100%

The rate percentage of score of Controlled Class from 19 students as table 4 above shows that none student got Excellent score, there was 1 (5%) student obtained Very Good score, 2 (10%) students obtained Good score, 3 (15%) students obtained



Fairly Good score, 3 (15%) student obtained Fair score, 7 (40%) students obtained Fairly Poor score, and 3 (15%) student obtained Poor score. It means that this post-test in controlled class had a little improvement than the pre-test before, the percentage shows that there were 30% obtained very good until fairly good score and 70% obtained fair until poor score.

Based on the result above, it can be conclude that the rate percentage in post-test for Experimental class was great than in rate percentage in Controlled class. Although for both of the class improved. But it can be seen in the table 4.5 and 4.6. In Experimental class only 1 (5%) students obtained poor score, while in Controlled class there were 3 (15%) students obtained poor score.

For the total score, the tables of students' post-test (see Appendix VII and VIII) shows that Experimental class obtain 1423 and Controlled class obtain 949. It indicate that total score in Experimental class is much higher than Controlled class, both classes increase in the post-test but the high enhancement is shown in the Experimental class.

**a. The Mean Score and Standard Deviation of Experimental Class and Controlled Class in Post-test**

The following table presented the mean score and standard deviation of the Experimental class and Controlled class in the post-test.

**Table 4.7**  
**Mean Score and Standard Deviation of the students' post-test result**

Class	Mean Score	Standard Deviation
Experimental Class	74.89	18.19

Controlled Class	49.97	12.47
---------------------	-------	-------

The table indicated the mean score of Experimental class in the Post-test was 74,89 classified as fairly good and the standard deviation 18.19. While the mean score of the Controlled class was, 49.97 classified as fairly poor and the standard deviation were 12.47.

It can be concluded that the *Collaboration between Quantum Teaching & Speed Drawing Game* was beneficial to improve the vocabulary mastery of the students' because the mean score of students' post-test in Experimental group was higher than the mean score of students' post-test in the Controlled class.

**b. The T-test and T-table of Experimental Class and Controlled Class in Post-test**

The researcher conducted t-test and t-table to find out whether the result was significant or not and to know the significant score between experimental and controlled class in the post-test. The result of the t-test can be seen in table 4.7 as follows:

**Table 4.8**  
**The significance difference of post-test**

Classes	t-test	t-table
Experimental Class & Controlled class	4.92	2.02

Table 4.8 shows the result of test of significance testing. For the level of significance (p) 0, 05 and the degree of freedom (df)  $(N_1 + N_2) - 2 = (19 + 19) - 2 = 36$ , shows that the value of the t-test was higher than t-table. The result of the test clearly shows that there is a significant difference between the students' score in the Experimental and Controlled class after the treatment of *Collaboration between Quantum Teaching & Speed Drawing*

*Game*. It indicated that the *Collaboration between Quantum Teaching & Speed Drawing Game* was quite effective in improving students' vocabulary mastery. It means  $H_0$  is rejected and  $H_1$  is accepted because the t-test is higher than t-table ( $4.92 > 2.02$ ). Hence, the hypothesis of the research is accepted.

## **B. Discussion**

*Collaboration between Quantum Teaching & Speed Drawing Game* is an appropriate technique applied in the classroom in teaching vocabulary. This technique is helpful to increase students' interest and enjoying in learning which makes them more involves in their vocabulary mastery. The students learn the vocabulary with the real things in around them, the researcher provide media as miniatures, pictures, and real things in the classroom related the vocabulary materials. After that, they practice their comprehension with fun drawing activity through Speed Drawing Game. The students require the lesson directly from their environment and practice it in impressing situation.

In this study, several things have been inferred logically. *First*, for both classes, they were inclined to have similar problems, when they were conducting a pre-test, they were difficult in writing and understood the meaning of a sentence, and do not know the meaning of nouns. It was evidence accoding of the mean scores of the both of groups in (table 4.3), it was not significantly different and very low. Most of them could not answer the test or did not answer the test. *Second*, for both classes, they were showed their big desire to start learning process, even they were not know what common noun is at all. *Third*, before applying *Collaboration between Quantum Teaching & Speed Drawing Game* in Experimental class, all of the students were in the very lowest level; poor. *Fourth*, after applying the *Collaboration between Quantum Teaching & Speed Drawing Game*, students in Experimental class showed their improvement, the students' competence was very difference. Most of them are in Fairly Good, Good, and Very good.

Analysis of the mean score gap in pre-test and the post-test between the Experimental and Controlled ensures if the technique used was effective. The mean score

of the Experimental class in pre-test was 34,3 classified as poor and 37.86 classified as Fairly poor for Controlled class. While in Post-test showed the improvement, the mean score of the Experimental class was 74, 89 classified as fairly good and 49, 94 classified as fairly poor for Controlled class. It means the gap of the students' score of the Experimental and Controlled class in pre-test was 3, 56 and 24, 95 in post-test. The explanation of the gap between the two classes indicates that the Experimental class showed high increasing than the Controlled class.

Based on the result of this study, which shows the students' scores were much higher after the treatment in Experimental class using *Collaboration between Quantum Teaching & Speed Drawing Game*. The use of *Quantum Teaching & Speed Drawing Game* for vocabulary teaching is surely beneficial to improve students' vocabulary mastery.

This research is in compliance with Siti Karmilah Susilawati' research, "*The Effectiveness of Teaching Vocabulary Using Quantum Teaching Method at the First Grade Students Of SMPN 1karawng.*" Her study is limited to describe the difference of vocabulary achievement between the students who have been taught using *Quantum Teaching Method* and those who have been taught using conventional method among first grade of junior high school students, and to describe the effectiveness of using teaching vocabulary using *Quantum Teaching Method* at the junior high school Students. The result of her research shows significant difference of nouns vocabulary achieved by the students who have been taught using *Quantum Teaching*.



UNIVERSITAS ISLAM NEGERI

## CHAPTER V

### CONCLUSION AND SUGGESTION

M A K A S S A R

This chapter presents the conclusions as well as few suggestions of this study.

Suggestions are taken based on findings and conclusions obtained in this research.

#### **A. Conclusion**

Based on the result of the data analysis, research findings, and discussion in the previous chapter, the researcher concluded that:

The use of “*Collaboration between Quantum Teaching & Speed Drawing Game*” is effective in teaching Vocabulary at the second year students of MTs Abnaul Amir, Gowa regency. *Collaboration between Quantum Teaching & Speed Drawing Game* in teaching

can enhance the students' vocabulary mastery especially in noun. The students' vocabulary mastery before applied *Quantum Teaching & Speed Drawing Game* was still low. It was different from the students' vocabulary mastery after applied *Quantum Teaching & Speed Drawing Game*. It was found in students' post-test was higher than the pre-test, which proved that applied of *Quantum Teaching & Speed Drawing Game* in learning activity contributed to the students and it was more effective in teaching noun vocabulary.

The enhancement can be seen through the statistical analysis that t-test value that was 4.92 greater than t-table value 2.02. *Collaboration between Quantum Teaching & Speed Drawing Game* as a teaching technique was enough effective in enhancing the students' vocabulary mastery in MTs Abnaul Amir, Gowa regency.

#### **B. Suggestions**

In relation to the conclusion above, the researcher proposes the following offers:

1. It suggested that the teacher could use the *Collaboration between Quantum Teaching & Speed Drawing Game* as one of the technique in teaching and improve the students' vocabulary mastery especially in nouns..
2. If the teacher wants to conduct the *Collaboration between Quantum Teaching & Speed Drawing Game* as a teaching technique, it suggested that the teacher has to prepare the tools in teaching learning process such as some mini whiteboards, and markers.
3. A teacher should teach the students with no force therefore the students can be more relax in learning and the transfer of knowledge can be faster.
4. The English teacher should be give rewards to the students that have better results in learning to motivate them so they will try their best in learning.
5. The English teacher should be more creative to choose media/method in teaching vocabulary, arrange the learning process, using unique media, creative in building

the learning environment, and become the best facilitator in learning situation, so that the students will be more interested and motivated to study English.

6. The English teacher may apply this technique as away to improve the students' vocabulary mastery, as a consideration that has been review before, if vocabulary as the foundation in every aspect four English skill. Thus the learner can be more exited in learning English.



UNIVERSITAS ISLAM NEGERI

### **BIBLIOGRAPHY**

Arikunto, Suharsimi. *Prosedur Penelitian: Suatu Pendekatan Praktik*. Cet. XV: Jakarta: Rineka Cipta, 2013.

Arsyad, Azhar, *Media Pembelajaran*, Jakarta: PT. Raja Grafindo Persada, 2003, 1st Ed.

Brown, H. Douglas, *Principles of Language Learning and Teaching*, New York: Pearson Education, 2005, 4th Ed.

Brown, H. Douglas. (1994). *Teaching by*

*Principles*. New Jersey: Practice Hall Regents Englewood Cliffs



Campbell, E. 2013. Research round-up: Mindfulness in schools. *Greater Good* (October 10). greatergood.

Chambers,D.W.Lowrey.1995.*TheLanguage*

*Arts,Dubuque,Iowa:W.M.C.BrownCompanyPublisher.*

DePorter.B,MarkR.andSarahS.N.(2005). *QuantumTeaching*,Bandung:Kaifa

Fulcher, G. (2003). *TestingSecond Language Speaking*.NewYork:Person.

Hatch and Farhady,H.(1982).*ResearchDesign and Statistic*.Los Angeles: Newbury House Publishers INC.

Harmer, Jeremy, *the Practice of English Language Teaching*, England: Person Education Lt, 2201, 3rd Ed

Heaton, J.B, *Writing English Language Tests*, London: Longman, 1975

Hornby, AS, *Oxford Advanced Learner's Dictionary*, New York: Oxford University Press, 1995

Junaidi, S. Pd, *Complete English Grammar* ,(Yogyakarta: PustakaPelajar 2010), P. 3

Kim, Lee Su. '*Creative Games for the Language Class*',

Mark Anderson and Kathy Anderson, *Text Type in English III*. Sidney: MacMillan. 1998.

Mas'udah, Hanik "*The Effectiveness of Using Card game in teaching Vocabulary*

*to Beginners (An Experimental Study at the Year fourth the students of SDN Kepohkencono 01 Puncakwangi Pati the Academic Year 2007/2008)"* English Department, Language and Art Faculty, State University of Semarang, The Library of UNNES: 2008

Mayliana, Dian "*Using Games to Teach Vocabulary: A Case Study of the Forth Years Students of SDN 02 Plosoharjo Depok-Soroh in the Academic Years of 2007/2008"* Faculty of Languages and Arts Education, IKIP PGRI, Semarang: IKIP PGRI, 2008

Nunan, David. *Practical English Language Teaching, First Edition*, (America: McGraw-Hill Companies, 2003), P. 135

Nunan, David. (1989). *Designing Task for the Communicative Classroom*.

New York: Cambridge University Press.

Philips, Sarah, *Young Learners*, New York: Oxford university press, 1993

Rahmawati, Nurul, “*Teaching Noun to Elementary School Students Using Games. (A Case Study of the Fourth Grade of SDN Sriwedari 1 salaman Magelang in the Academic Year 2006/2007)*”. The Faculty of Language and Arts Department of English Education. The Library of UNNES, 2007

Rodgers and Brown, *Doing Second Language Research*, Cambridge: Oxford Press 2002

Rahmawati, Nurul, “*Teaching Noun to Elementary School Students Using Games. (A Case Study of the Fourth Grade of SDN Sriwedari 1 salaman Magelang in the Academic Year 2006/2007)*”. The Faculty of Language and Arts Department of English Education. The Library of UNNES, 2007

Rodgers and Brown, *Doing Second Language Research*, Cambridge: Oxford Press 2002

Rusdiana, Nova Pravita. *The Advantages and Disadvantages of using games in teaching vocabulary to the grades of top school the Faculty of Letters and Fine Arts*, (The Library of University of Sebelas Maret).

Siti Karmilah Susilawati. *The Effectiveness of Teaching Vocabulary Using Quantum Teaching Method at the First Grade Students of SMPN 1 Telukjambe Barat Karawang*.

Sugiyono. *Metode Penelitian Pendidikan: Pendekatan Kuantitatif, Kualitatif, dan R&D*. Cet. X; Bandung: Alfabeta, 2010

Suyanto, Kasihani K. E., *English for Young Learners*, Jakarta: PT. Bumi Aksara, 2007

Thoha, M. Chabib, *Teknik Evaluasi Pendidikan*, Jakarta: PT Raja Grafindo Persada, 2001

<http://wordnet-princeton.edu/vocabulary>

<http://www.ncbi.nlm.nih.gov/pubmed/16080348>

<http://www.slideshare.net/nicwhitto/using-games-to-enhance-learning-and-teaching>.

<http://goergejacobs.net/MIArticles/Games%20for%20Language%20Teaching.doc>

<http://www.teflgames.com/why.html>,



Instrument of the research

**PRE-TEST**

NAME :

CLASS:

SCORE:

**A. Fill It right.**

---

Fill it right! Ok ..



B. Chose the correct answer of the options.

12. He is a person who operates a plane.

Who is he

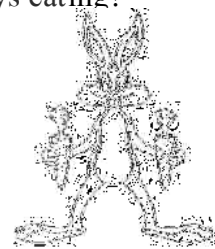
- a. Farmer
- b. Doctor
- c. Machinist
- d. Pilot



d. Driver

15. Rabbit is always eating?

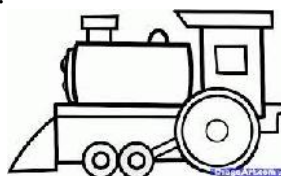
- a. Carrot
- b. Meat
- c. Worm
- d. Grass



13. It is land transportation. It is very

long. It is a ...

- a. Car
- b. Bicycle
- c. Plane
- d. Train



a. Meat

b. Milk

c. Water

d. Food



14. He is a person who drives a vehicle.

He is a ...

- a. Nurse
- b. Soldier
- c. Farmer



17. ... Can jump so high



- a. Elephant
- b. Fish
- c. Kangaroo
- d. Hippo

18. Which animal can fly?

- a. Bat
- b. Fish
- c. Tiger
- d. Cat



19. Giraffe has a ..... as their unique characteristic

- a. Big ear
- b. Long nose
- c. Long neck
- d. Big mouth



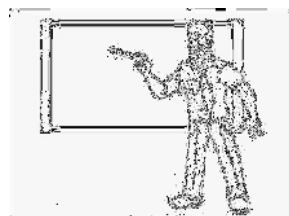
20. A: What is his job? He is a person who manages a farm.

B: He is a ...

- a. Tailor
- b. Waiter
- c. Farmer
- d. Driver



21. He is a person who teaches in school. Who is he?



- a. Pilot
- b. Teacher
- c. Soldier
- d. Waitress

22. My brother is a person who defends in our country. What is her job?

- a. Soldier
- b. Pilot
- c. Chef
- d. Waitress



23. He is a person who usually uses white clothes. He is usually bringing a stethoscope. What is his job?

- a. Policeman
- b. Soldier
- c. Doctor
- d. Nurse



24. My father is a person who makes clothes. My father is a ...

- a. Soldier
- b. Tailor
- c. Farmer
- d. Dancer



25. A: What is her job? She is a person who cares for patients.

B: She is a ...

- a. Waitress





- b. Pilot
- c. Nurse
- d. Apothecary

26. What picture is it? It is a ...

- a. Train
- b. Ship
- c. Bus
- d. Plane



30. It is land transportation. It has three wheels. What is it?

- a. Bus
- b. Car
- c. Pedicab
- d. Motorcycle



27. A: What picture is it? Is it a bicycle?


B: No, it is a ...

- a. Bus
- b. Plane
- c. Train
- d. Motorcycle



28. I can fly like a bird, what am I?


- a. Train
- b. Bus
- c. Plane
- d. Pedicab



29. A: What picture is it? Is it a goat?

B: No, it is a ...

- a. Bear
- b. Tiger
- c. Sheep
- d. Rabbit



**POST-TEST**

NAME :

CLASS:

SCORE:

**A. Fill it right**

**Fill it right! Ok ..**



**ALAUDDIN**  
MAKASSAR



**B. Select the correct answer of the options.**

12. He is a person who operates a train. Who is he?

- a. Farmer
- b. Doctor
- c. Machinist
- d. Pilot



13. It is water transportation. It is a ...

- a. Ship
- b. Bicycle
- c. Plane
- d. Train



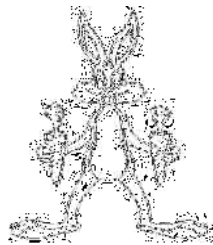
14. He is a person who has a gun. He is a ...

- a. Nurse
- b. Cop
- c. Farmer
- d. Driver



15. Rabbit is always eating?

- a. Carrot
- b. Meat
- c. Worm
- d. Grass



16. Elephant has a ..... as their unique characteristic



- a. Big ear
- b. Long nose
- c. Long neck
- d. Big mouth

17. A: What picture is it? Is it a shark?


B: No, it is a ...

- a. Fish
- b. Dolphin
- c. Kangaroo
- d. Hippo



18. Which animal can swim and walk on the ground?

- a. Bird
- b. Cow
- c. Turtle
- d. Fish



19. Cow produces ... for us to be drank

- a. Meat
- b. Milk
- c. Water
- d. Food



20. A: What is his job? He is a person who hunts fishes in the sea.

B: He is a ...

- a. Tailor
- b. Waiter
- c. Fisherman
- d. Driver



21. He is a person who designs a building. Who is he?

- a. Pilot
- b. Architect
- c. Soldier
- d. Waitress



22. My brother is a person who defends in our country. What is his job?

- a. Soldier
- b. Pilot
- c. Chef
- d. Waitress



23. He is a person who usually uses white clothes. He is usually bringing a stethoscope. What is his job?

- a. Policeman
- b. Soldier
- c. Doctor
- d. Nurse



24. My father is a person who always cuts off hair. My father is a ...



- a. Soldier
- b. Tailor
- c. Farmer
- d. Barber

25. A: What is his job? He is a person who suppresses fire.

B: He is a ...

- a. Waitress
- b. Pilot
- c. Fireman
- d. Apothecary



26. What picture is it? It is a ...

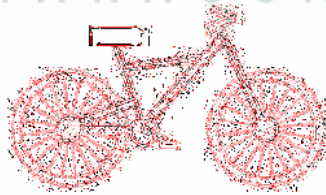
- a. Train
- b. Ship
- c. Bus
- d. Plane



27. A: What picture is it? Is it a motorcycle

B: No, it is a ...

- a. Bus
- b. Plane
- c. Train
- d. Bicycle



28. I can fly like a bird, what am I?

- a. Train
- b. Bus



c. Plane

d. Pedi cab

29. A: What picture is it? Is it a cat?

B: No, it is a ...

a. Bear

b. Lion

c. Sheep

d. Rabbit

30. It is land transportation. It has three wheels. What is it?

a. Bus

b. Car

c. Pedicab

d. Motorcycle



UNIVERSITAS ISLAM NEGERI  
**ALAUDDIN**  
M A K A S S A R

## APPENDIX II

### LESSON PLANS

#### LESSON ACTION PLAN 1

##### 1<sup>st</sup> Meeting

School : Mts Abnaul Amir Gowa

Subject : English

Class/Semester : VIII/II

Theme : Part of Body

Skills : Speaking and Writing

Time Allotment : 2 x 45 minutes

**A. Standard Competence :**

12. Expressing meaning in functional written text and oral form and simple vocabulary about part of body to interact within the surroundings.

**B. Basic Competence :**

12.2 Expressing meaning and rhetorical steps in simple vocabulary about parts of body by pronouncing the word of parts of body and expressing in written form accurately, smoothly and acceptable to interact within the surroundings in the simple vocabulary about parts of body.

**C. Indicator :**

- ☐ Pronouncing simple vocabulary about parts of body.

- ☐ Writing simple vocabulary about parts of body.

**D. Students' character that is expected**

Responsibility  
Hard Work  
Independency


**E. Learning Objectives :**

- ☐ When the students are given a chance to listen the new vocabulary about parts of body, they are able to pronounce new vocabulary about parts of body the based on the theory which has already been studied.
- ☐ When the students are given a chance to listen the new vocabulary about parts of body, they are able to write new vocabulary about parts of body which has already studied.

**F. Learning Material :**

Parts of body :

1. Head
2. Hair
3. Ear
4. Eye
5. Nose
6. Cheek
7. Mouth
8. Chin
9. Neck
10. Shoulder
11. Hand
12. Finger
13. Stomach
14. Knee
15. Foot
- Etc.



**G. Learning Method : Quantum Teaching**

**H. Teaching and Learning Process :**

Pre-Activities (+- 10 minutes)	Time		X
Greeting the students	1'		
Checking the students' attendance	2'		



Reviewing the materials on the previous meeting	2'		
Motivating the students and describing the material which are going to be discussed generally	2'		
Telling the objective of the lesson	3'		
Whilst-Activities (+- 65 minutes)			
<b><u>Exploration</u></b> Proposing some elicited questions on what they have known about parts of body.	4'		
<b><u>Elaboration</u></b> Asking the students new vocabulary about parts of body.	15'		
Inviting the students to pronounce and write the new vocabulary about part of body on the white board.	25'		
Applying Quantum Teaching method through learning process of new vocabulary about parts of body.			
<b><u>Confirmation</u></b> Opening question and answer session or asking the students difficulty	9'		
Giving positive feedback and reinforcement orally or by using gestures for the students' success	2'		
Post-Activities (+- 25 minutes)			
Applying Speed Drawing Games	15'		
Summarizing the material which has already been discussed	5'		
Giving homework to students			
Closing the class	5'		

**I. References :**

1. Dasar-Dasar Penguasaan Bahasa Inggris (Prof.Dr.Ashar Arsyad,M.A.)

**J. Assessment :**

Indicators	Learning Objective	Technique	Form
Pronouncing simple vocabulary about parts of body.	When the students are given a chance to listen the new vocabulary about parts of body, they are able to pronounce new vocabulary about parts of body the based on the theory which has already been studied.	Oral Test	Pronouncing vocabulary

Writing simple vocabulary about parts of body.	When the students are given a chance to listen the new vocabulary about parts of body, they are able to write new vocabulary about parts of body which has already studied.	Written test	Writing vocabulary
--	---	--------------	--------------------

**K. Assessment Rubric**

Students' Performance	Score
Students expressions are grammatically correct, have accurate pronunciation and appropriate vocabulary	3
Students' sentences have trivial mistakes : the pronunciation, and the choice of vocabulary is understandable	2
Students have a lot of mistakes but the idea is understood, and some mistakes on vocabulary	1

For the correct answer the score is 1

For the wrong answer the score is 0

Score

No	Students Name	Responsibility				Working hard			Independency			
		BT	MT	MB	MK	Always	Sometimes	Never	BT	MT	M B	MK

Responsibility is seen from students' attitudes and behavior in completing the task.

Working hard is seen from the students' efforts to complete the task well.

Independency is seen from the students' seriousness in doing the task by themselves.

BT : Belumterlihat (never completing the task)

MT : Mulaiterlihat (completing the task but frequently not based on agreement)

MB : Mulaiberkembang (completing the task but still view times deviating from the agreement made)

MK : Membudayakankonsisten (being serious and completing the task correctly and appropriately)

**LESSON ACTION PLAN 2**

**2<sup>nd</sup> Meeting**

School : Mts Abnaul Amir Gowa

Subject : English

Class/Semester : VIII/II

Theme : Occupations

Skills : Speaking and Writing

Time Allotment : 2 x 45 minutes

**A. Standard Competence :**

12. Expressing meaning in functional written text and oral form and simple vocabulary about occupation to interact within the surroundings.

**B. Basic Competence :**

12.2 Expressing meaning and rhetorical steps in simple vocabulary about occupation by pronouncing the word of occupation and expressing in written form accurately, smoothly and acceptable to interact within the surroundings in the simple vocabulary about occupation.

**C. Indicator :**

- ☐ Pronouncing simple vocabulary about occupation.
- ☐ Writing simple vocabulary about occupation.

**D. Students' character that is expected**

Responsibility

Hard Work

Independency

**E. Learning Objectives :**

- ☐ When the students are given a chance to listen the new vocabulary about occupation, they are able to pronounce new vocabulary about occupation the based on the theory which has already been studied.
- ☐ When the students are given a chance to listen the new vocabulary about occupation, they are able to write new vocabulary about occupation which has already studied.

**F. Learning Material :**

Occupation :

1. Author
2. Barber

3. Carpenter
4. Dentis
5. Engineer
6. Fireman
7. farmer
8. headmaster
9. Lawyer
10. leturer
- Etc.

G. Learning Method : Quantum Teaching

H. Teaching and Learning Process :

Pre-Activities (+- 10 minutes)	Time		X
Greeting the students	1'		
Checking the students' attendance	2'		
Reviewing the materials on the previous meeting	2'		
Motivating the students and describing the material which are going to be discussed generally	2'		
Telling the objective of the lesson	3'		
Whilst-Activities (+- 65 minutes)			
<b><u>Exploration</u></b> Proposing some elicited questions on what they have known about occupation.	4'		
<b><u>Elaboration</u></b> Asking the students new vocabulary about occupation.	15'		
Inviting the students to pronounce and write the new vocabulary about occupation on the white board.	25'		
Applying Quantum Teaching method through learning process of new vocabulary about occupation.			
<b><u>Confirmation</u></b> Opening question and answer session or asking the students difficulty	9'		
Giving positive feedback and reinforcement orally or by using gestures for the students' success	2'		
Post-Activities (+- 25 minutes)			
Applying SpeedDrawing GamesSummarizing the material which has already been discussed	15 5'		
Giving homework to students			

Closing the class	5'		
-------------------	----	--	--

**I. References :**

1. Dasar-Dasar Penguasaan Bahasa Inggris (Prof.Dr.Ashar Arsyad,M.A.)

**J. Assessment :**

Indicators	Learning Objective	Technique	Form
Pronouncing simple vocabulary about occupation.	When the students are given a chance to listen the new vocabulary about occupation, they are able to pronounce new vocabulary about occupation the based on the theory which has already been studied.	Oral Test	Pronouncing vocabulary
Writing simple vocabulary about occupation.	When the students are given a chance to listen the new vocabulary about occupation, they are able to write new vocabulary about occupation which has already studied.	Written test	Writing vocabulary

**K. Assessment Rubric**

Students' Performance	Score
Students expressions are grammatically correct, have accurate pronunciation and appropriate vocabulary	3
Students' sentences have trivial mistakes : the pronunciation, and the choice of vocabulary is understandable	2
Students have a lot of mistakes but the idea is understood, and some mistakes on vocabulary	1

For the correct answer the score is 1

For the wrong answer the score is 0

Score

No	Students Name	Responsibility				Working hard			Independency			
		BT	MT	MB	MK	Always	Sometimes	Never	BT	MT	M B	MK

Responsibility is seen from students' attitudes and behavior in completing the task.  
 Working hard is seen from the students' efforts to complete the task well.  
 Independency is seen from the students' seriousness in doing the task by themselves.  
 BT : Belumterlihat (never completing the task)  
 MT : Mulaiterlihat (completing the task but frequently not based on agreement)  
 MB : Mulaiberkembang (completing the task but still view times deviating from the agreement made)  
 MK : Membudayakankonsisten (being serious and completing the task correctly and appropriately)

### LESSON ACTION PLAN 3

3<sup>rd</sup> Meeting

School : Mts Abnaul Amir Gowa

Subject : English

Class/Semester : VIII/II

Theme : Animals

Skills : Speaking and Writing

Time Allotment : 2 x 45 minutes

**A. Standard Competence :**

12. Expressing meaning in functional written text and oral form and simple vocabulary about Animals to interact within the surroundings.

**B. Basic Competence :**

12.2 Expressing meaning and rhetorical steps in simple vocabulary about animals by pronouncing the word of Animals and expressing in written form accurately, smoothly and acceptable to interact within the surroundings in the simple vocabulary about animals.

**C. Indicator :**

- ☐ Pronouncing simple vocabulary about animals.

- ☐ Writing simple vocabulary about animals.

**D. Students' character that is expected**

Responsibility

Hard Work

Independency

**E. Learning Objectives :**

- ☐ When the students are given a chance to listen the new vocabulary about animals, they are able to pronounce new vocabulary about animals the based on the theory which has already been studied.
- ☐ When the students are given a chance to listen the new vocabulary about animals, they are able to write new vocabulary about animals which has already studied.

**F. Learning Material :**

Animals :

1. Ant
2. Bear
3. Camel
4. Deer
5. Frog
6. Goose
7. Horse
8. Spider
- Etc.

**G. Learning Method : Quantum Teaching**

**H. Teaching and Learning Process :**

Pre-Activities (+- 10 minutes)	Time		X
Greeting the students	1'		
Checking the students' attendance	2'		
Reviewing the materials on the previous meeting	2'		
Motivating the students and describing the material which are going to be discussed generally	2'		
Telling the objective of the lesson	3'		
Whilst-Activities (+- 65 minutes)			
<b>Exploration</b>			
Proposing some elicited questions on what they have	4'		



known about animals.			
<b><u>Elaboration</u></b> Asking the students new vocabulary about animals. Inviting the students to pronounce and write the new vocabulary about animals on the white board. Applying Quantum Teaching method through learning process of new vocabulary about animals.	15'  25'		
<b><u>Confirmation</u></b> Opening question and answer session or asking the students difficulty Giving positive feedback and reinforcement orally or by using gestures for the students' success	9' 2'		
Post-Activities (+- 25 minutes)			
Applying SpeedDrawing GamesSummarizing the material which has already been discussed Giving homework to students Closing the class	15 5' 5'		

**I. References :**

1. Dasar-Dasar Penguasaan Bahasa Inggris (Prof.Dr.Ashar Arsyad,M.A.)

**J. Assessment :**

Indicators	Learning Objective	Technique	Form
Pronouncing simple vocabulary about animals.	When the students are given a chance to listen the new vocabulary about animals, they are able to pronounce new vocabulary about animals the based on the theory which has already been studied.	Oral Test	Pronouncing vocabulary
Writing simple vocabulary about animals.	When the students are given a chance to listen the new vocabulary about animals, they are able to write new vocabulary about animals which has already studied.	Written test	Writing vocabulary

**K. Assessment Rubric**

Students' Performance	Score
Students expressions are grammatically correct, have accurate pronunciation and appropriate vocabulary	3
Students' sentences have trivial mistakes : the pronunciation, and the choice of vocabulary is understandable	2
Students have a lot of mistakes but the idea is understood, and some mistakes on vocabulary	1

For the correct answer the score is 1

For the wrong answer the score is 0

Score

No	Students Name	Responsibility				Working hard			Independency			
		BT	MT	MB	MK	Always	Sometimes	Never	BT	MT	M B	MK

Responsibility is seen from students' attitudes and behaviour in completing the task.

Working hard is seen from the students' efforts to complete the task well.

Independency is seen from the students' seriousness in doing the task by themselves.

BT : Belum terlihat (never completing the task)

MT : Mulai terlihat (completing the task but frequently not based on agreement)

MB : Mulai berkembang (completing the task but still view times deviating from the agreement made)

MK : Membudayakan konsisten (being serious and completing the task correctly and appropriately)

#### LESSON ACTION PLAN 4

#### 4<sup>th</sup> Meeting

School : Mts Abnaul Amir Gowa

Subject : English

Class/Semester : VIII/II

Theme : Things

Skills : Speaking and Writing

Time Allotment : 2 x 45 minutes

**A. Standard Competence :**

12. Expressing meaning in functional written text and oral form and simple vocabulary about thing to interact within the surroundings.

**B. Basic Competence :**

12.2 Expressing meaning and rhetorical steps in simple vocabulary about thing by pronouncing the word of thing and expressing in written form accurately, smoothly and acceptable to interact within the surroundings in the simple vocabulary about thing.

**C. Indicator :**

- ☐ Pronouncing simple vocabulary about thing.
- ☐ Writing simple vocabulary about thing.

**D. Students' character that is expected**

Responsibility

Hard Work

Independency

**E. Learning Objectives :**

- ☐ When the students are given a chance to listen the new vocabulary about thing, they are able to pronounce new vocabulary about thing the based on the theory which has already been studied.
- ☐ When the students are given a chance to listen the new vocabulary about animals, they are able to write new vocabulary about thing which has already studied.

**F. Learning Material :**

Thing

1. Ashtray
2. Bag
3. Calender
4. Clock
5. Desk
6. Dress
7. Earring
8. Ereaser

Etc.

**G. Learning Method : Quantum Teaching**

**H. Teaching and Learning Process :**

Pre-Activities (+- 10 minutes)	Time		X
Greeting the students	1'		
Checking the students' attendance	2'		
Reviewing the materials on the previous meeting	2'		
Motivating the students and describing the material which are going to be discussed generally	2'		
Telling the objective of the lesson	3'		
Whilst-Activities (+- 65 minutes)			
<b>Exploration</b> Proposing some elicited questions on what they have known about thing.	4'		
<b>Elaboration</b> Asking the students new vocabulary about thing.	15'		
Inviting the students to pronounce and write the new vocabulary about thing on the white board.	25'		
Applying Quantum Teaching method through learning process of new vocabulary about thing.			
<b>Confirmation</b> Opening question and answer session or asking the students difficulty	9'		
Giving positive feedback and reinforcement orally or by using gestures for the students' success	2'		
Post-Activities (+- 25 minutes)			
Applying SpeedDrawing GamesSummarizing the material which has already been discussed	15 5'		
Giving homework to students			
Closing the class	5'		

**I. References :**

1. Dasar-Dasar Penguasaan Bahasa Inggris (Prof.Dr.Ashar Arsyad,M.A.)

**J. Assessment :**

Indicators	Learning Objective	Technique	Form
Pronouncing simple vocabulary about	When the students are given a chance to listen the new	Oral Test	Pronouncing vocabulary

thing.	vocabulary about thing, they are able to pronounce new vocabulary about thing the based on the theory which has already been studied.		
Writing simple vocabulary about animals.	When the students are given a chance to listen the new vocabulary about thing, they are able to write new vocabulary about thing which has already studied.	Written test	Writing vocabulary

**K. Assessment Rubric**

Students' Performance	Score
Students expressions are grammatically correct, have accurate pronunciation and appropriate vocabulary	3
Students' sentences have trivial mistakes : the pronunciation, and the choice of vocabulary is understandable	2
Students have a lot of mistakes but the idea is understood, and some mistakes on vocabulary	1

For the correct answer the score is 1

For the wrong answer the score is 0

Score

No	Students Name	Responsibility				Working hard			Independency			
		BT	MT	MB	MK	Always	Sometimes	Never	BT	MT	M B	MK

Responsibility is seen from students' attitudes and behavior in completing the task.

Working hard is seen from the students' efforts to complete the task well.

Independency is seen from the students' seriousness in doing the task by themselves.

BT : Belumterlihat (never completing the task)

MT : Mulaiterlihat (completing the task but frequently not based on agreement)

MB : Mulaiberkembang (completing the task but still view times deviating from the agreement made)

MK : Membudayakankonsisten (being serious and completing the task correctly and appropriately)

**LESSON ACTION PLAN 5**

### 5<sup>th</sup> Meeting

School : Mts Abnaul Amir Gowa

Subject : English

Class/Semester : VIII/II

Theme : Transportations

Skills : Speaking and Writing

Time Allotment : 2 x 45 minutes

- A. Standard Competence :**  
12. Expressing meaning in functional written text and oral form and simple vocabulary about thing to interact within the surroundings.
- B. Basic Competence :**  
12.2 Expressing meaning and rhetorical steps in simple vocabulary about thing by pronouncing the word of thing and expressing in written form accurately, smoothly and acceptable to interact within the surroundings in the simple vocabulary about thing.
- C. Indicator :**  
☐ Pronouncing simple vocabulary about thing.  
☐ Writing simple vocabulary about thing.
- D. Students' character that is expected**  
Responsibility  
Hard Work  
Independency
- E. Learning Objectives :**  
☐ When the students are given a chance to listen the new vocabulary about thing, they are able to pronounce new vocabulary about thing the based on the theory which has already been studied.  
☐ When the students are given a chance to listen the new vocabulary about animals, they are able to write new vocabulary about thing which has already studied.
- F. Learning Material :**

## Transportation

1. Train
2. Car
3. Bicycle
4. Motorcycle
5. Plane
6. Ship
7. Pedicab
8. Tank
9. Truck
10. Bus
11. Etc.

G. Learning Method : Quantum Teaching

H. Teaching and Learning Process :

Pre-Activities (+- 10 minutes)	Time		X
Greeting the students	1'		
Checking the students' attendance	2'		
Reviewing the materials on the previous meeting	2'		
Motivating the students and describing the material which are going to be discussed generally	2'		
Telling the objective of the lesson	3'		
Whilst-Activities (+- 65 minutes)			
<b>Exploration</b> Proposing some elicited questions on what they have known about transportations.	4'		
<b>Elaboration</b> Asking the students new vocabulary about transportations.	15'		
Inviting the students to pronounce and write the new vocabulary about transportations on the white board.	25'		
Applying Quantum Teaching method through learning process of new vocabulary about transportations.			
<b>Confirmation</b> Opening question and answer session or asking the students difficulty	9'		
Giving positive feedback and reinforcement orally or by using gestures for the students' success	2'		



Post-Activities (+- 25 minutes)			
Applying Speed Drawing Games Summarizing the material which has already been discussed	15 5'		
Giving homework to students			
Closing the class	5'		

**I. References :**

1. Dasar-Dasar Penguasaan Bahasa Inggris (Prof.Dr.Ashar Arsyad,M.A.)

**J. Assessment :**

Indicators	Learning Objective	Technique	Form
Pronouncing simple vocabulary about thing.	When the students are given a chance to listen the new vocabulary about thing, they are able to pronounce new vocabulary about thing the based on the theory which has already been studied.	Oral Test	Pronouncing vocabulary
Writing simple vocabulary about animals.	When the students are given a chance to listen the new vocabulary about thing, they are able to write new vocabulary about thing which has already studied.	Written test	Writing vocabulary

**K. Assessment Rubric**

Students' Performance	Score
Students expressions are grammatically correct, have accurate pronunciation and appropriate vocabulary	3
Students' sentences have trivial mistakes : the pronunciation, and the choice of vocabulary is understandable	2
Students have a lot of mistakes but the idea is understood, and some mistakes on vocabulary	1

For the correct answer the score is 1

For the wrong answer the score is 0

Score

No	Students Name	Responsibility				Working hard			Independency			
		BT	MT	MB	MK	Always	Sometimes	Never	BT	MT	M B	MK

Responsibility is seen from students' attitudes and behavior in completing the task.

Working hard is seen from the students' efforts to complete the task well.

Independency is seen from the students' seriousness in doing the task by themselves.

BT : Belumterlihat (never completing the task)

MT : Mulaiterlihat (completing the task but frequently not based on agreement)

MB : Mulaiberkembang (completing the task but still view times deviating from the agreement made)

MK : Membudayakankonsisten (being serious and completing the task correctly and appropriately)

## LESSON ACTION PLAN 6

### 6<sup>th</sup> Meeting

School : Mts Abnaul Amir Gowa

Subject : English

Class/Semester : VIII/II

Theme : Things

Skills : Speaking and Writing

Time Allotment : 2 x 45 minutes

#### A. Standard Competence :

12. Expressing meaning in functional written text and oral form and simple vocabulary about thing to interact within the surroundings.

#### B. Basic Competence :

12.2 Expressing meaning and rhetorical steps in simple vocabulary about thing by pronouncing the word of thing and expressing in written form accurately, smoothly and acceptable to interact within the surroundings in the simple vocabulary about thing.

**C. Indicator :**

- ☐ Pronouncing simple vocabulary about thing.
- ☐ Writing simple vocabulary about thing.

**D. Students' character that is expected**

Responsibility

Hard Work

Independency

**E. Learning Objectives :**

- ☐ When the students are given a chance to listen the new vocabulary about thing, they are able to pronounce new vocabulary about thing the based on the theory which has already been studied.
- ☐ When the students are given a chance to listen the new vocabulary about animals, they are able to write new vocabulary about thing which has already studied.

**F. Learning Material :**

Thing

1. bad
  2. blanket
  3. pillows
  4. fan
  5. cupboard
  6. dolls
  7. television
  8. shades
  9. lamp
  10. air conditioner
- Etc.

**G. Learning Method : Quantum Teaching**

**H. Teaching and Learning Process :**

Pre-Activities (+- 10 minutes)	Time		X
Greeting the students	1'		
Checking the students' attendance	2'		
Reviewing the materials on the previous meeting	2'		
Motivating the students and describing the material which are going to be discussed generally	2'		

Telling the objective of the lesson	3'		
Whilst-Activities (+- 65 minutes)			
<u><b>Exploration</b></u> Proposing some elicited questions on what they have known about thing. <u><b>Elaboration</b></u> Asking the students new vocabulary about thing. Inviting the students to pronounce and write the new vocabulary about thing on the white board. Applying Quantum Teaching method through learning process of new vocabulary about thing.  <u><b>Confirmation</b></u> Opening question and answer session or asking the students difficulty Giving positive feedback and reinforcement orally or by using gestures for the students' success	4'   15' 25'   9' 2'		
Post-Activities (+- 25 minutes)			
Applying SpeedDrawing Games Summarizing the material which has already been discussed Giving homework to students Closing the class	15 5' 5'		

**I. References :**

1. Dasar-Dasar Penguasaan Bahasa Inggris (Prof.Dr.Ashar Arsyad,M.A.)

**J. Assessment :**

Indicators	Learning Objective	Technique	Form
Pronouncing simple vocabulary about thing.	When the students are given a chance to listen the new vocabulary about thing, they are able to pronounce new vocabulary about thing the based on the theory which has already been studied.	Oral Test	Pronouncing vocabulary
Writing simple vocabulary about animals.	When the students are given a chance to listen the new vocabulary about thing, they are	Written test	Writing vocabulary

	able to write new vocabulary about thing which has already studied.		
--	---	--	--

**K. Assessment Rubric**

Students' Performance	Score
Students expressions are grammatically correct, have accurate pronunciation and appropriate vocabulary	3
Students' sentences have trivial mistakes : the pronunciation, and the choice of vocabulary is understandable	2
Students have a lot of mistakes but the idea is understood, and some mistakes on vocabulary	1

For the correct answer the score is 1

For the wrong answer the score is 0

Score

No	Students Name	Responsibility				Working hard			Independency			
		BT	MT	MB	MK	Always	Sometimes	Never	BT	MT	M B	MK

Responsibility is seen from students' attitudes and behavior in completing the task.

Working hard is seen from the students' efforts to complete the task well.

Independency is seen from the students' seriousness in doing the task by themselves.

BT : Belumterlihat (never completing the task)

MT : Mulaiterlihat (completing the task but frequently not based on agreement)

MB : Mulaiberkembang (completing the task but still view times deviating from the agreement made)

MK : Membudayakankonsisten (being serious and completing the task correctly and appropriately)

### APPENDIX III

#### The Row Score of Students' Pre Test in Experimental Class

Number of Respondents	Number of Items	Number of Correct Answers	Score	Classification
E-1	30	8	27	Poor
E-2	30	13	43	Fairly Poor
E-3	30	15	50	Fairly Poor
E-4	30	10	33	Poor
E-5	30	12	40	Fairly Poor
E-6	30	15	50	Fairly Poor
E-7	30	14	47	Fairly Poor
E-8	30	9	30	Poor
E-9	30	13	43	Fairly Poor
E-10	30	12	40	Fairly Poor
E-11	30	9	30	Poor
E-12	30	9	30	Poor
E-13	30	10	33	Poor
E-14	30	3	9	Poor
E-15	30	16	53	Fairly Poor
E-16	30	5	17	Poor
E-17	30	4	13	Poor
E-18	30	11	37	Fairly Poor

E-19	30	8	27	Poor
TOTAL		196	652	

#### APPENDIX IV

##### The Row Score of Students' Pre Test in Controlled Class

Number of Respondents	Number of Items	Number of Correct Answers	Score	Classification
C-1	30	9	30	Poor
C-2	30	11	37	Fairly Poor
C-3	30	12	40	Fairly Poor
C-4	30	9	30	Poor
C-5	30	9	30	Poor
C-6	30	5	17	Poor
C-7	30	8	27	Poor
C-8	30	10	33	Poor
C-9	30	6	20	Poor
C-10	30	12	40	Fairly Poor
C-11	30	8	27	Poor
C-12	30	9	30	Poor
C-13	30	18	60	Fair
C-14	30	11	37	Fairly Poor
C-15	30	13	43	Fairly Poor
C-16	30	22	73	Fairly Good
C-17	30	14	47	Fairly Poor
C-18	30	14	47	Fairly Poor



C-19	30	13	43	FairlyPoor
TOTAL		213	719	

## APPENDIXV

### The Row Score of Students' Post Test in Experimental Class

Number of Respondents	Number of Items	Number of Correct Answers	Score	Classification
E-1	30	15	50	Fairly Poor
E-2	30	27	90	Very Good
E-3	30	28	93	Very Good
E-4	30	17	57	Fair
E-5	30	23	77	Good
E-6	30	23	77	Good
E-7	30	28	93	Very Good
E-8	30	25	83	Good
E-9	30	29	97	Excellent
E-10	30	27	90	Very Good
E-11	30	23	77	Good
E-12	30	10	33	Poor
E-13	30	28	93	Very Good
E-14	30	15	50	Fairly Poor
E-15	30	26	87	Very Good
E-16	30	22	73	FairlyGood
E-17	30	16	53	Fairly Poor
E-18	30	23	77	Good

E-19	30	22	73	Fairly Good
TOTAL		427	1423	

## APPENDIX VI

### The Row Score of Students' Post Test in Controlled Class

Number of Respondents	Number of Items	Number of Correct Answers	Score	Classification
C-1	30	20	67	Fairly Good
C-2	30	13	43	Fairly Poor
C-3	30	19	63	Fair
C-4	30	17	57	Fair
C-5	30	18	60	Fair
C-6	30	15	50	Fairly Poor
C-7	30	12	40	Fairly Poor
C-8	30	10	33	Poor
C-9	30	12	40	Fairly Poor
C-10	30	10	63	Poor
C-11	30	21	40	Fairly Good
C-12	30	13	43	Fairly Poor
C-13	30	23	60	Good
C-14	30	26	47	Very Good
C-15	30	12	40	Fairly Poor
C-16	30	16	53	Fairly Poor
C-17	30	21	70	Fairly Good
C-18	30	24	47	Good

C-19	30	10	33	Poor
TOTAL		312	949	

## APPENDIX VII

### The Row Score of Students' Pre-Test and Post Test in Experimental Class

Number of Respondents	Pre Test		Post Test	
	Score (X)	X <sup>2</sup>	Score (X)	X <sup>2</sup>
E-1	27	729	50	2500
E-2	43	1849	90	8100
E-3	50	2500	93	8649
E-4	33	1089	57	3249
E-5	40	1600	77	5929
E-6	50	2500	77	5929
E-7	47	2209	93	8649
E-8	30	900	83	6889
E-9	43	1849	97	9409
E-10	40	1600	90	8100
E-11	30	900	77	5929
E-12	30	900	33	1089
E-13	33	1089	93	8649
E-14	9	81	50	2500
E-15	53	2809	87	7569
E-16	17	289	73	5329
E-17	13	169	53	2809

E-18	37	1369	77	5929
E-19	27	729	73	5329
<b>TOTAL</b>	<b>652</b>	<b>25160</b>	<b>1423</b>	<b>112535</b>

## APPENDIX VIII

### The Row Score of Students' Pre-Test and Post Test in Controlled Class

Number of Respondents	Pre Test		Post Test	
	Score (X)	X <sup>2</sup>	Score (X)	X <sup>2</sup>
C-1	30	900	67	4489
C-2	37	1369	43	1849
C-3	40	1600	63	3969
C-4	30	900	57	3249
C-5	30	900	60	3600
C-6	17	289	50	2500
C-7	27	729	40	1600
C-8	33	1089	33	1089
C-9	20	400	40	1600
C-10	40	1600	63	3969
C-11	27	729	40	1600
C-12	30	900	43	1849
C-13	60	3600	73	5329
C-14	37	1369	47	2209
C-15	43	1849	40	1600
C-16	73	5329	53	2809

C-17	47	2209	70	4900
C-18	47	2209	47	2209
C-19	43	1849	33	1089
<b>TOTAL</b>	<b>719</b>	<b>29819</b>	<b>962</b>	<b>51508</b>

## APPENDIX IX

### Standard Deviation

Standard Deviation of Pre-Test in Experimental Class

$$SD = \sqrt{\frac{SS}{N-1}}, \text{ where } SS = \sum X^2 - \frac{(\sum X)^2}{N}$$

$$SS = \sum X^2 - \frac{(\sum X)^2}{N}$$

$$25160 - \frac{(\sum 652)^2}{19}$$

$$25160 - \frac{(\sum 425104)}{19}$$

$$25160 - 22373,89$$

$$SS = 2786,11$$

$$\begin{aligned}
 SD &= \sqrt{\frac{SS}{N-1}} \\
 SD &= \sqrt{\frac{2786,11}{19-1}} \\
 &= \sqrt{\frac{2786,11}{18}} \\
 &= \sqrt{154,78} \\
 SD &= 12,44
 \end{aligned}$$

**Standard Deviation of Pre-Test in Controlled Class**

$$SD = \sqrt{\frac{SS}{N-1}}, \text{ where } SS = \sum X^2 - \frac{(\sum X)^2}{N}$$

$$\begin{aligned}
 SS &= \sum X^2 - \frac{(\sum X)^2}{N} \\
 &= 29819 - \frac{(\sum 719)^2}{19} \\
 &= 29819 - \frac{(\sum 516961)}{19} \\
 &= 29819 - 27208,47 \\
 SS &= 2610,53
 \end{aligned}$$

$$SD = \sqrt{\frac{SS}{N-1}}$$

$$\begin{aligned}
 SD &= \sqrt{\frac{2610,53}{19 - 1}} \\
 &= \sqrt{\frac{2610,53}{18}} \\
 &= \sqrt{145,02}. \\
 SD &= 12,04
 \end{aligned}$$

#### Standard Deviation of Post-Test in Experimental Class

$$SD = \sqrt{\frac{SS}{N - 1}}, \text{ where } SS = \sum X^2 - \frac{(\sum X)^2}{N}$$

$$\begin{aligned}
 SS &= \sum X^2 - \frac{(\sum X)^2}{N} \\
 &= 112535 - \frac{(\sum 1423)^2}{19} \\
 &= 112535 - \frac{(\sum 2024929)}{19} \\
 &= 112535 - 106575,21 \\
 SS &= 5959,79
 \end{aligned}$$

$$SD = \sqrt{\frac{SS}{N - 1}}$$



$$\begin{aligned}
 SD &= \sqrt{\frac{5959,79}{19 - 1}} \\
 &= \sqrt{\frac{5959,79}{18}} \\
 &= \sqrt{331,09}. \\
 SD &= 18,19
 \end{aligned}$$

#### Standard Deviation of Post-Test in Controlled Class

$$SD = \sqrt{\frac{SS}{N - 1}}, \text{ where } SS = \sum X^2 - \frac{(\sum X)^2}{N}$$

$$\begin{aligned}
 SS &= \sum X^2 - \frac{(\sum X)^2}{N} \\
 &= 51508 - \frac{(\sum 962)^2}{19} \\
 &= 51508 - \frac{(\sum 925444)}{19} \\
 &= 51508 - 48707 \\
 SS &= 2800,43
 \end{aligned}$$

$$\begin{aligned}
 SD &= \sqrt{\frac{SS}{N-1}} \\
 SD &= \sqrt{\frac{2800,43}{19-1}} \\
 &= \sqrt{\frac{2800,43}{18}} \\
 &= \sqrt{155,57}. \\
 SD &= 12,47
 \end{aligned}$$



UNIVERSITAS ALAUDDIN

## APPENDIXX

### The Significance Different of Pre-test

$$t = \frac{\bar{x}_1 - \bar{x}_2}{\sqrt{\left(\frac{SS_1 + SS_2}{n_1 + n_2 - 2}\right) \left(\frac{1}{n_1} + \frac{1}{n_2}\right)}}$$

$$t = \frac{34,31 - 37,84}{\sqrt{\left(\frac{2786,11 + 2610,53}{19 + 19 - 2}\right) \left(\frac{1}{19} + \frac{1}{19}\right)}}$$

$$t = \frac{-3,53}{\sqrt{\left(\frac{5396,64}{36}\right)\left(\frac{2}{19}\right)}}$$

$$t = \frac{-3,53}{\sqrt{(149,9)(0,10)}}$$

$$t = \frac{-3,53}{\sqrt{14,99}}$$

$$t = \frac{-3,53}{3,87}$$

$$t = -0,91$$



UNIVERSITAS ISLAM NEGERI

The Significance Different of Post-test

$$t = \frac{\bar{x}1 - \bar{x}2}{\sqrt{\left(\frac{SS1+SS2}{n1+n2-2}\right)\left(\frac{1}{n1} + \frac{1}{n2}\right)}}$$

$$t = \frac{74,89 - 50,63}{\sqrt{\left(\frac{5959,79+2800,43}{19+19-2}\right)\left(\frac{1}{19} + \frac{1}{19}\right)}}$$

$$t = \frac{24,26}{\sqrt{\left(\frac{8760,22}{36}\right)\left(\frac{2}{19}\right)}}$$

$$t = \frac{24,26}{\sqrt{(243,33)(0,10)}}$$

$$t = \frac{24,26}{\sqrt{24,33}}$$

$$t = \frac{24,26}{4,93}$$

$$t = 4,92$$







UNIVERSITAS ISLAM NEGERI  
**ALAUDDIN**  
M A K A S S A R





UNIVERSITAS ISLAM NEGERI  
**ALAUDDIN**  
M A K A S S A R





## CURRICULUM VITAE



The researcher, Aldi Venus, was born on May 5<sup>th</sup>, 1994 in Palopo, South Sulawesi. She is the Eighth son from Syarifuddin Abduh and Siti Aisyah.

He began his first education in elementary school, SDN 80 Lalebata in Palopo city, when his 5<sup>th</sup> grade, he transfer to SDN 222 Batu merah Kec. Malili, Kab. Luwu Timur, South Sulawesi and graduated in 2006. Then, he continued his education in SMPN 1 Malili and graduated in 2009. Then he continued his study in SMAN 1 Malili and graduated in 2012.

In the 2012, he passed at State Islamic University of Alauddin Makassar. He chose majoring in English Education Department in Tarbiyah and Teaching Science Faculty.

## APPENDIX XI

The value of t table

dk	$\alpha$ untuk Uji Satu Pihak ( <i>one tail test</i> )					
	0,25	0,10	0,05	0,025	0,01	0,005
	$\alpha$ untuk Uji Dua Pihak ( <i>two tail test</i> )					
	0,50	0,20	0,10	0,05	0,02	0,01
1	1,000	3,078	6,314	12,706	31,821	63,657
2	0,816	1,886	2,920	4,303	6,965	9,925
3	0,765	1,638	2,353	3,182	4,541	5,841
4	0,741	1,533	2,132	2,776	3,747	4,604
5	0,727	1,476	2,015	2,571	3,365	4,032
6	0,718	1,440	1,943	2,447	3,143	3,707
7	0,711	1,415	1,895	2,365	2,998	3,499
8	0,706	1,397	1,860	2,306	2,896	3,355
9	0,703	1,383	1,833	2,262	2,821	3,250
10	0,700	1,372	1,812	2,228	2,764	3,169
11	0,697	1,363	1,796	2,201	2,718	3,106
12	0,695	1,356	1,782	2,179	2,681	3,055
13	0,692	1,350	1,771	2,160	2,650	3,012
14	0,691	1,345	1,761	2,145	2,624	2,977
15	0,690	1,341	1,753	2,131	2,602	2,947
16	0,689	1,337	1,746	2,120	2,583	2,921
17	0,688	1,333	1,740	2,110	2,567	2,898
18	0,688	1,330	1,734	2,101	2,552	2,878
19	0,687	1,328	1,729	2,093	2,539	2,861
20	0,687	1,325	1,725	2,086	2,528	2,845
21	0,686	1,323	1,721	2,080	2,518	2,831
22	0,686	1,321	1,717	2,074	2,508	2,819
23	0,685	1,319	1,714	2,069	2,500	2,807
24	0,685	1,318	1,711	2,064	2,492	2,797
25	0,684	1,316	1,708	2,060	2,485	2,787
26	0,684	1,315	1,706	2,056	2,479	2,779
27	0,684	1,314	1,703	2,052	2,473	2,771
28	0,683	1,313	1,701	2,048	2,467	2,763
29	0,683	1,311	1,699	2,045	2,462	2,756
30	0,683	1,310	1,697	2,042	2,457	2,750
40	0,681	1,303	1,684	2,021	2,423	2,704
60	0,679	1,296	1,671	2,000	2,390	2,660
120	0,677	1,289	1,658	1,980	2,358	2,617
$\infty$	0,674	1,282	1,645	1,960	2,326	2,576