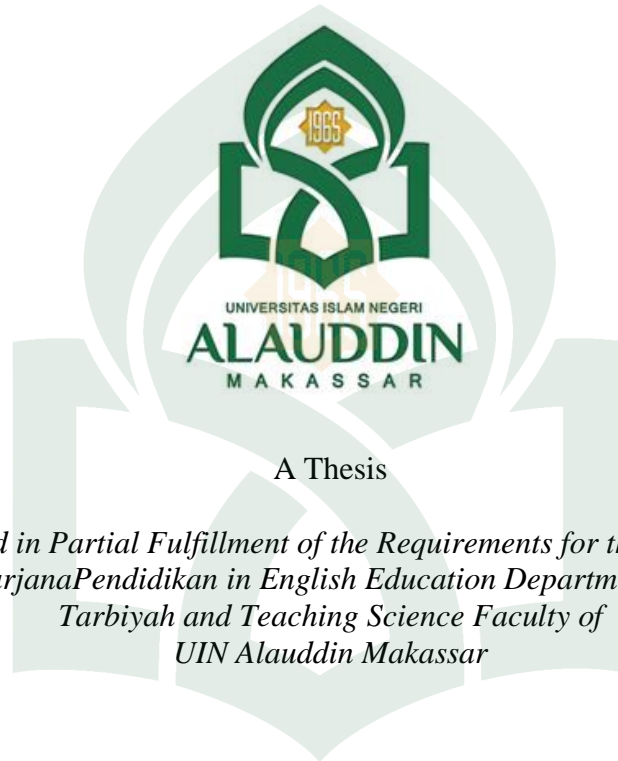


**DEVELOPING INSTRUCTIONAL MEDIA OF BASIC ENGLISH
GRAMMAR WEBLOG FOR THE FIRST YEAR STUDENTS OF
SENIOR HIGH SCHOOL 11 MAKASSAR**



A Thesis

*Submitted in Partial Fulfillment of the Requirements for the Degree of
Sarjana Pendidikan in English Education Department of
Tarbiyah and Teaching Science Faculty of
UIN Alauddin Makassar*

By:

NUR IMA

Reg. Number: 20400113156

ENGLISH EDUCATION DEPARTMENT
TARBIYAH AND TEACHING SCIENCE FACULTY
ALAUDDIN STATE ISLAMIC UNIVERSITY
MAKASSAR

2017

PERNYATAAN KEASLIAN SKRIPSI

Dengan penuh kesadaran penulis yang bertanda tangan dibawah ini menyatakan bahwa skripsi ini hasil karya penulis sendiri. Semua sumber yang dikutip maupun dirujuk telah saya nyatakan dengan benar. Jika dikemudian hari ternyata pernyataan saya tidak benar, maka saya bersedia menerima sanksi yang telah ditetapkan oleh Fakultas Tarbiyah dan keguruan UIN Alauddin Makassar.

Makassar,
Penulis

2017

Nur Ima
NIM20400113156

UNIVERSITAS ISLAM NEGERI
ALAUDDIN
M A K A S S A R

PERSETUJUAN PEMBIMBING

Pembimbing penulisan skripsi saudara Nur Ima Nim. 20400113156, mahasiswa jurusan Pendidikan Bahasa Inggris Fakultas Tarbiyah dan Keguruan UIN Alauddin Makassar, setelah dengan seksama meneliti dan mengoreksi skripsi yang bersangkutan dengan judul *“Developing Instructional Media of Basic English Grammar web-blog for the First Year Students of Senior High School 11 Makassar”*, memandang bahwa skripsi yang telah memenuhi syarat-syarat ilmiah dan dapat disetujui untuk diajukan ke sidang munaqasyah.

Demikian persetujuan ini diberikan untuk dipergunakan dan diproses selanjutnya.

Makassar, 2017

Pembimbing I pembimbing II

Dr. Muhammad Yaumi, M.Hum., M.A
NIP. 19730120 200312 1 001

Dra. St. Nurjannah Yunus Tekeng, M.Ed., MA.
NIP. 19681125 199703 2 001

PERSETUJUAN PEMBIMBING


Pembimbing penulisan skripsi saudara Nur Ima Nim. 20400113156, mahasiswa jurusan Pendidikan Bahasa Inggris Fakultas Tarbiyah dan Keguruan UIN Alauddin Makassar, setelah dengan seksama meneliti dan mengoreksi skripsi yang bersangkutan dengan judul *“Developing Instructional Media of Basic English Grammar web-blog for the First Year Students of Senior High School 11 Makassar”*, memandang bahwa skripsi yang telah memenuhi syarat-syarat ilmiah dan dapat disetujui untuk diajukan ke sidang munaqasyah.


Demikian persetujuan ini diberikan untuk dipergunakan dan diproses selanjutnya.

Makassar, 2017

Pembimbing I

pembimbing II


Dr. Muhammad Yaumi, M.Hum., M.A
NIP. 19730120 200312 1 001


Dra. St. Nurjannah Yunus Tekeng, M.Ed., MA.
NIP. 19681125 199703 2 001

PENGESAHAN SKRIPSI

Skripsi yang berjudul *“Developing Instructional Media of Basic English Grammar Weblog for The First Year Students of Senior High School 11 Makassar”* yang disusun oleh saudari **Nur Ima**, Nim: **20400113156**, Mahasiswi Jurusan Pendidikan Bahasa Inggris pada Fakultas Tarbiyah dan Keguruan UIN Alauddin Makassar, telah diuji dan dipertahankan dalam sidang munaqasyah yang diselenggarakan pada hari **Senin, 28 Agustus 2017 M** bertepatan dengan **4 Dzulhijjah 1438 H** dan dinyatakan dapat diterima sebagai salah satu syarat untuk mendapatkan gelar Sarjana Pendidikan (S.Pd.) pada Fakultas Tarbiyah dan Keguruan Program Studi Pendidikan Bahasa Inggris dengan beberapa perbaikan.

Gowa, 28 Agustus 2017 M
04 Dzulhijjah 1438 H

DEWAN PENGUJI
(SK Dekan No. 1804 Tertanggal 23 Agustus 2017)

Ketua : Dr. Kamsinah, M.Pd.I
Sekretaris : Sitti Nurpahmi, S.Pd.M, Pd.
Munaqisy I : Dr. H. Erwin Hadid, Lc., M.Th.I.
Munaqisy II : Dr. Hj. Mardiana, M.Hum.
Pembimbing I : Dr. Muhammad Yaumi, M.Hum., M.A.
Pembimbing II : St. Nurjannah Yunus Takeng, M.Ed., M.A.

(Signature of Ketua)
(Signature of Sekretaris)
(Signature of Munaqisy I)
(Signature of Munaqisy II)
(Signature of Pembimbing I)
(Signature of Pembimbing II)

Disahkan oleh:

Rektor Fakultas Tarbiyah dan Keguruan
UIN Alauddin Makassar



Dr. H. Muhammad Amri, Lc., M.Ag.

19730120 200312 1 001

ACKNOWLEDGMENT



Alhamdulillah Rabbil Alamin, the researcher would like to express her gratitude to the Almighty Allah SWT, for his blessing, guidance and good health have given to the researcher to conduct the writing of this thesis. Also never forget to convey Shalawat and Salam to the prophet Muhammad SAW that who has inspired us to be a good person.

The researcher realizes that this thesis could not be completed without the helping from several people, so the researcher would like to thank several people who have given their support and motivation to complete this thesis they are:

1. The researcher hands much thank to her family, beloved parents **H. Sabaruddin Garancang** and **Hj. Sitti hudaya** and all her siblings for the inspirations, love and motivation that made me never stop to learn.
2. **Dr. H. Muhammad Amri, Lc., M.Ag** as dean of Tarbiyah and Teaching Science of Alauddin State Islamic Univeristy of Makassar, to **Dr.Kamsinah, M.Pd.I.** and **Sitti Nurpahmi, S.Pd, M.Pd.**, the head and secretary of English Education Department and to all the lecturers of English Department for sharing the knowledge.
3. **Dr. Muhammad Yaumi, M.Hum., M.A** as her first consultant and **Dra. St. Nurjannah Yunus Tekeng, M.Ed., MA** as her second consultant who have given guidances, comments, and corrections, so that the researcher could finish this thesis as good as possible.

4. All of best friends, **Andi Batari Toja, Lathifah Khairiah Muiz, Nurfikriyah Irhahsi Ilyas** and all of **friends in class 7.8** for their kindness, helping, motivation and nice friendship that have been passed together, so the researcher could finish this thesis.

The researcher realizes that, this thesis is still the simplest one. If there are some criticisms, and suggestions will be highly appreciated.

The last researcher says may all our wishes and efforts will be blessed by Allah SWT. Amin ya rabb.

Makassar, August 2017

UNIVERSITAS ISLAM NEGERI
ALAUDDIN
M A K A S S A R
Nur Ima
NIM: 20400113156

TABLE OF CONTENTS

TITLE PAGE	i
PERNYATAAN KEASLIAN SKRIPSI.....	ii
PERSETUJUAN PEMBIMBING.....	iii
PENGESAHAN SKRIPSI	iv
ACKNOWLEDGMENT	v
TABLE OF CONTENTS	vii
LIST OF TABLE	ix
LIST OF APPENDICES	x
CHAPTER I INTRODUCTION	
A. Background	1
B. Research Problem	5
C. Research Objective	5
D. Research Significance	5
E. Research Scope	6
F. Operational Defenition and Terms	6
CHAPTER II REVIEW OF RELATED LITERATURE	
A. Previous Related Research Findings	8
B. Concept Development Models	9
1. Development Models	9
2. Instructional Media	13
3. Basic English Grammar	14
4. Weblog	14
C. Conceptual Framework	16
CHAPTER III RESEARCH METHOD	
A. Research Method	18
B. Development Models	19
C. Research Subject	21
D. Types of Data	22
E. Research Instruments	22
F. Data Collecting Procedure	23
G. Try out	23
1. Try out Design	23
2. Try out Subject	24

H. Data Analysis Technique	25
CHAPTER IV FINDING AND DISCUSSION.....	28
A. Findings	28
B. Discussions.....	57
CHAPTER V CONCLUSION AND RECOMMENDATION	58
A. Conclusion	60
B. Recommendation	61
BIBLIOGRAPHY	
APPENDICES	



LIST OF PICTURES AND TABLES

Figure 2.1	Bela Banathy Model	13
Figure 2.2	Theoretical Framework	17
Figure 3.1	Dick and Carey Development Models	19
Table 3.1	Category of Validity	25
Table 4.1	Base Competence and Competence Indicator	27
Table 4.2	Students' Need Assessment Questionnaire	31
Table 4.3	Design of Validity Questionnaire	33
Table 4.4	Design of Need Assessment Questionnaire	34
Table 4.5	Design of Main Page	36
Table 4.6	Design of Objective Page	37
Table 4.7	Design of Agenda Activities	38
Table 4.8	Design of Instructional Page	39
Table 4.9	Design of Form Registration Page	41
Table 4.10	Design of Learning Materials Page	43
Table 4.11	Design of Form Online Quiz Page	45
Table 4.12	Design of Entry E-books Page	47
Table 4.14	Main Page	49
Table 4.15	Learning Materials	52
Figure 4.1	Online Quiz	53
Figure 4.2	Online Evaluation	54
Figure 4.3	Agenda Activities Page	55
Table 4.15	Experts judgment of Media	56

Table 4.16	Recommendation for Weblog Display.....	57
Table 4.17	Average of validity and Reliability	57



LIST OF APPENDICES

APPENDIX	1	65
	a. How to Make a Weblog	66
	b. How to add gadget of weblog	69
	c. Post and Publish	70
APPENDIX	2	71
	a. Validity Questionnaire	72
	b. Need Assesment Questionnaire	75
APPENDIX	3	77
	a. The Result of validity 1	78
	b. The result of validity 2	80
	c. The result of validity 3	82
APPENDIX	4	84
	a. Documents	85

ABSTRACT

Name : Nur Ima
Reg. No : 20400113156
Department : English Education
Faculty : Tarbiyah and Teaching Science Faculty
Title : *“Developing Instructional Media of Basic English Grammar weblog for the First Year Students of Senior High School 11 Makassar.”*
Consultant I : Dr. Muhammad Yaumi, M.Hum., M.A
Consultant II : Dra. St. Nurjannah Yunus Tekeng, M.Ed., MA.

The research is about instructional media in teaching and learning Basic English grammar. This research aimed at finding the encouragement of weblog as an instructional media in teaching and learning Basic English grammar for the first grade of Senior High School 11 Makassar. The objectives of this research are to find out the main materials that should be delivered to enhance students' Basic English grammar and the aim of this development in order to design weblog that valid to be implemented.

The researcher used a Research and Development (R&D) method. In this research the researcher developed an instructional media weblog based. In developing and designing weblog, the researcher chose Dick and carey models which consists of nine stages such as identifying goals and objective, conducting instructional analysis, determining entry behavior and learner characteristics, writing performance objective, developing criterion-referenced e-Learning assessments, developing the instructional eLearning strategy, Choosing learning materials and online activities, conducting formative evaluation, and conducting summative evaluation however, this research only measured the validity of the weblog.

The instruments used to collect the data were need assessment questionnaire and validity questionnaire. The need assessment questionnaire was used to obtain students' goals and performance while, the validity questionnaire was used to evaluate the weblog which consisted of seven indicators or criteria for evaluating weblog. The research findings indicated that the weblog was valid where the weblog was evaluated by three experts. The average validity of media reached 4.32 and categorized as a valid media.

CHAPTER I

INTRODUCTION

A. Background

There are many kinds of teaching and learning models of English. The teachers or students only choose the appropriate model that can be applied depending on each goal. For instance in English there are some elements such as structure, vocabulary, pronunciation, spelling, and symbols. Those elements are taught in order to develop the students' skill in the language learning. One of them that need the best strategy is structure or grammar because grammar is considered difficult element to be taught. The trouble with teaching Grammar is that the learners are never quite sure whether it works or not: its effects are uncertain and hard to assess.¹

Guiding the students to mastery their Basic English grammar need a lot of things including the teachers' learning strategy in the classroom. Many students still have problem to enhance their knowledge of Basic English grammar. It has proved when the students was taught by the researcher in any English courses are still confused how they can save in their long term memory. And researcher also has observed in any school on November 2015 found the same case. The main Problem that happened in their school were the textbook was limited, the students were addicted to gadget, and the last is the students were lack of motivation.

¹ Michael Swan, "English Language Teaching and Applied Linguistics", Official website of Michael Swan. www.mikeswan.co.uk/elt-applied-linguistics/teaching-grammar.htm (2008).

The first thing is textbooks were not adequate for all the students that school. Even half students have textbook, they were lazy or not attracted to carry it and some of them were not to mind to buy textbook because the students thought that textbook was expensive. And also there are two factors that made students lazy and indifferent were the method used in their school not suitable depending on the class situation. So, the teachers are expected in choosing an effective method based upon the class situation. Before applying the method the teacher should think well the techniques and tactics because implementing the method is a big challenge in academic world.

The second is the students were addicted to gadget. People nowadays were extremely addicted to gadget particularly students. Almost the students were using gadget in their daily life but several of them certainly misappropriate their gadget. So, this is the precise chance for researcher or the others to force the students how the students can exploit their gadget as good as possible especially in language learning.

The third is about the students' motivation. A lot of students that researcher has ever met before were lack of motivation. And also up and down happened to the students because some of them very enthusiastic to learn English but when the class was starting the students felt down because the teaching model were not interesting and challenged for them. It means the teachers could not guide their students as good as possible in teaching and learning process.

After facing those problems the researcher assumes to develop or design education technology. Information technology (IT) is a crucial thing in education or academic world because in this era globalization the utilization of information technology has a big impact that can build the highest quality education. The exploitation of Information technology (internet) means how the technology works in educational world to facilitate the students based upon students' needs. To exploit internet as instructional media, the researcher choose e-learning.

One of electronic learning or e-learning is weblog based learning. According to (Reeves, 2016) web-based learning is synchronous classes where some students are in the onsite classroom and some are connected to the classroom at the same time via Internet.²Weblog as instructional media can be accessed whenever they want and wherever they are without the limits of time.

Weblog is one of instructional media that accessed through internet which can be found some features such as post/entry blog is the content of the blog that are related to the title of a blog, comment is the facility that allow the visitors to respond about the post, tautan/link is a code or instruction which connects one part of a program or an element in a list to another. Instructional media weblog based where the teacher provides the materials in her personal blog. The students can access or visit the blog and download the materials before the class is started.

² Joodi Reeves, "Improving Laboratory Effectiveness in Online and Onsite Engineering Courses at National University", *A Journal of Research in innovative teaching*, vol 5 no 1 (march 2014). <http://www.nu.edu/assests/resources/pageResources/journal-of-research-in-innovative-teaching-volume-5.pdf> (accessed On 28 July 2016).

Some research outcomes have Indicated that the use of information technology is more effective than traditional method. Research outcome of Wilfrid Laurier University as cited in Nurdiyanti (2014) stated that the learners who used web in learning process is more rapidly than the classical students, 80% obtained the achievement, 66% did not need textbook.³

Implementing e-learning will make the students to be more active because the students are asked to look for the materials or visit the web. Not only the students but also the teacher will be more active because the teacher should prepare or ready to post the material anytime. In conclusion e-learning model is a student center and teacher center. FAO (2011: 8) stated that the aims to develop e-learning are to build cognitive skills, interpersonal skills, and psychomotor skills.⁴

Based on the explanation above, the researcher is very enthusiastic to conduct a research dealing with the title developing instructional media weblog based. Applying e-learning through weblog as instructional media is expected to solve those problems particularly in SMA Negeri Makassar. The most important goal of this research is to motivate the students to learn or master Basic English Grammar.

³ Nurdiyanti, “pengembangan media pembelajaran berbasis weblog untuk meningkatkan sikap siswa terhadap biologi dan internet”, a thesis (Makassar: Fak Matematika dan Ilmu Pengetahuan Alam UNM, 2014), h.2.

⁴ Food and Agriculture Organization of the United Nations, *E-learning Methodologies: A Guide for Designing and Developing E-learning Courses*(Rome: FAO, 2011), h. 8.

B. Research Problems

1. What English materials do the students' need to be taught to enhance knowledge of Basic English Grammar at the first year students of senior high school 11 Makassar?
2. How is the design of Instructional Media of Basic English grammar for the first year students of senior high school 11 Makassar?
3. How is the validity of Instructional Media of Basic English grammar for the first year students of senior high school 11 Makassar?

C. Research Objectives

1. To find out the main materials that should be delivered to enhance students' Basic English grammar of senior high school 11 Makassar.
2. To describe about the design of instructional media of basic English grammar weblog for the first year students of senior high school 11 Makassar.
3. The aim of this development in order to develop a valid weblog to be implemented at the first year students of senior high school 11 Makassar

D. Research significances

The result of the research can be Practical significance. Practical significance categorized into three part, they are:

- a. For students, the product of this research (website-based) very worth for students especially for the first year students of Senior High School 11 Makassar and also other people because website can be accessed anytime

wherever they are. The students are expected to utilize the information technology in learning process based upon their needs. The researcher hopes that the website will have designed can increase students' interesting and motivation to learn Basic English Grammar.

- b. For teacher, the researcher would like to influence to other English teachers that website-based learning is a simple resource and has an effect on learning process.
- c. For academia, the researcher hopes that the product of this research (website) will be followed up by academic staff.

E. Research Scope

The scope of this research is the researcher developed and designed a valid instructional media weblog which provided Basic English Grammar materials particularly tenses (simple past and present perfect).

F. Definition and Key Terms

The title of this research is "Developing Instructional Media of Basic English Grammar weblog for the First Year Students of Senior High School 11 Makassar. Here are the terms of this research:

1. Developing Instructional media

Developing instructional media is one of the strategies to achieve learning goals based on the specific needs of students and the condition of class either in a big class or in a small class.

2. Basic English Grammar

There are many of grammar rules but the basic one refers to sentences structure and parts of speech, which are singular and plural noun, pronoun, regular and irregular verbs, adjective, adverb, preposition, conjunction, comparative and superlative, and tenses, gerund, and other basic English grammar materials.

3. Weblog

Weblog is personal website that provides update headlines and news articles of other site. Weblog also has many functions and advantages, for example in teaching and learning process, weblog can be designed as instructional media.

BAB II

LITERATURE REVIEW

A. Previous related research findings

The development of technology encourages several English teachers or researcher to develop instructional media based on the learners' needs and goals. This is not only about developing instructional media but also how the educator or teacher use it in the possible way.

Chosin (2011) conducted a research on *pemanfaatan website sebagai media pembelajaran Grammar Bahasa Inggris*. He thought that the requirement of KBK must be applied in any schools perhaps bring about the result of learning outcome among school are different. Those are depend on how educator facilitate their students. Also, the students' English proficiency are different so, the teacher are required to facilitate them based on their needs. Chosin developed e-learning system web-based using Joomla software because there are so many website can be accessed by students but most of them give an incomplete course material, even the information presented are vary in opinion. So that's why chosin has developed and designed the web as good as possible and enthused by students.¹

Hasanah (2016) conducted research on *Respon siswa terhadap media pembelajaran berbasis website* and concluded that teaching and learning process

¹ Nanang Chosin, "Pemanfaatan Website Sebagai Media Pembelajaran Grammar Bahasa Inggris", Skripsi (Jakarta: Fak. Teknik Universitas Islam Attahiriyah, 2011), h. 160.

through website can increase students' motivation.² The learner who exploits website as instructional media is able to obtain the authentic learning materials and can be more active or offer an empowerment in studying extra.

Considering several previous findings that researcher has reported can be concluded that web as instructional media is attractive for students. Both of previous findings above, the researchers have developed website using other software but in this research, the researcher will develop weblog using blogspot. So, as the fact there are many ways to apply e-learning because other researchers are free in choosing software such as joomla, wordpress, Web Page Maker, and front page.

B. Concept Development Model

1. Development Models

Research and development method aims at developing educational products, like curriculum, syllabus, modules, assessment instruments, and others product to contribute the improvement of quality of classroom practices.³ The researchers who want to develop have to consider which one can achieve learning objective based on students' need and also In research and development method, the researcher has to do pre-research where the researcher need to analyze the

² Uswatun Hasanah, "Respon Siswa terhadap Pembelajaran Grammar Berbasis Website", Skripsi (Jawa Timur: Fak.Tarbiyah STAIN Pamekasan, 2016), h.72.

³ Mohammad Adnan Latief, *Research Methods on Language Learning An Introduction* (Malang: UM Press, 2013), h. 171.

specific' needs and context of students and teachers to find out the classroom problems. After doing pre-research the researcher develop and design instructional media depends upon the condition of the research subject.

Here are some research and development models:

a. ASSURE model

ASSURE model is an ISD (Instructional Systems Design) process that was modified to be used by teachers in the regular classroom. The ISD process is one in which teachers and trainers can use to design and develop the most appropriate learning environment for their students.⁴ You can use this process in writing your lesson plans and in improving teaching and learning.

The ASSURE model incorporates Robert Gagne's events of instruction to assure effective use of media in instruction. ASSURE means A — Analyze learners, S — State standards & objectives, S — Select strategies, technology, media & materials, U — Utilize technology, media & materials, R — Required learner participation, E — Evaluate & revise.

b. Gerlach and Ely Development Model

Gerlach and Elly have design learning model which is appropriate to be applied to all level indeed to the upper level, because the strategy in this model highly appropriate to be used by students to obtain the materials delivered.

⁴ "Assure Model", *Official Website Instructional Design*. <http://www.instructionaldesign.org/models/assure.html#> (23 September 2013).

Gerlach and Elly model requires the adoption of technology as learning media in delivering materials.⁵

This model also designed systematically as an educator's guidance or as an outline map in creating learning activity plan. Meanwhile the components of Gerlach and Elly model as follows; 1) specification of objectives, 2) specification of content, 3) assessment of entering behaviors, 4) determination of strategy, 5) organization of groups, 6) allocation of time, 7) allocation of space, 8) allocation of resources, 9) evaluation of performance, 10) analysis of feedback.

c. Kemp Development Model

Jerol E. Kemp is from California State University in Sanjose. Kemp model gives guidance or instruction to the learners to think about the general issue and learning objectives and also this model aims the developer of instructional design to meet the characteristics of the learners and establish an appropriate learning objective.⁶

Kemp model consists of eight steps that is; 1) determine the general learning objectives, 2) analyze students' characteristics, 3) determine the specific learning objectives, 4) specify learning materials based upon students' specific needs, 5) prepare the pre-assessment, 6) design an appropriate strategy of learning and teaching process, 7) discuss about the facilities needed, such as fee,

⁵Sindu I.G.P, "Dunia Pendidikan dan Teknologi Informasi", *Blog Sindu I.G.P.*
http://duniatp.blogspot.co.id/2015_03_01_archive.html (25 august 2016)

⁶ Rusman, M.Pd, *Model-model Pembelajaran: Mengembangkan Profesionalisme Guru* (Cet. IV, Jakarta: PT Raja Grafindo Persada, 2011), h.166

instruments, time, and administrative staff, 8) evaluate the students, this aimed at finding out the students' learning outcome.⁷

d. Bela Banathy model

Bela Banathy Model was developed in 1968 which developed based upon learning outcome whereas the approach that is used indicates learning and teaching activity is a complex thing which consists of several components are related one another. Banathy model also oriented toward learning objective.⁸

Design development of Bela Banathy different with other design development. The steps of this model as follows; 1) formulate objective, 2) develop test, 3) analyze learning task, 4) design system, 5) implement and test output, 6) change to improve.⁹

⁷ Heinich, et all., *Instructional Media and New Technology of Instruction* (New York: MacMillan publishing, 2005), h.

⁸ Andi Syarif, "Desain Model Pembelajaran Bela Banathy", *Blog Andi Syarif*. <http://secarikilmu-syarif.blogspot.co.id/2015/01/makalah-desain-model-bela-h-banathy.html> (January 2, 2015).

⁹ Toto Ruhimat, "Model Pengembangan dan Design Pembelajaran", *Official doc of Drs.Toto Ruhimat,M.Pd*.http://file.upi.edu/Direktori/FIP/JUR._KURIKULUM_DAN_TEK._PENDIDIKAN/195711211985031TOTO_RUHIMAT/Desain_Pemb_Perumka.pdf

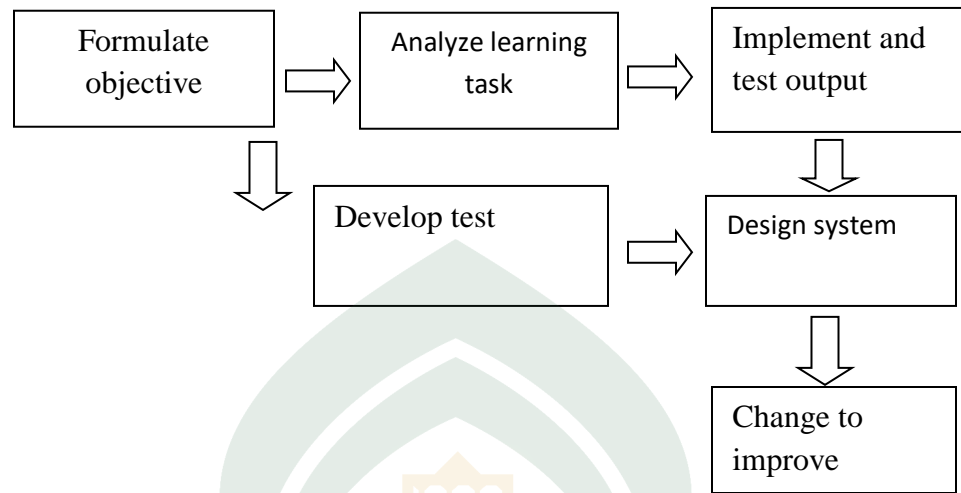


Figure 2.1 Bela Banathy Model

2. Instructional media

The word “media” comes from the latin plural of “medium”. Literally that word has a meaning intermediary or introductory. Media is an extensive category such as teks, audio, visual, video, people, and etc. In each category there are so many kinds of media format that is whiteboard (visual, text), slide powerpoint (text and visual), CD (sound and music) DVD (video), and multimedia computer (audio, text, and video).¹⁰ In choosing media format, the educator have to consider pursuant to the situation of a classroom and the method that will be applied and also understanding the specific needs of students such as the level of students, educational background, and expectation.

¹⁰Sharo E. Smaldino, et al., *Instructional Technology & Media for Learning*, tran, Arif Rahman, *Teknologi Pembelajaran dan Media Untuk Belajar* (Jakarta: Kencana, 2011), h.14.

As the fact, there are two components of learning media, namely hardware and software. Hardware is the tool that used to deliver the message or course materials while software is the information or course materials itself. So, to achieve the learning objective, media are strongly needed to deliver the course materials but it does not mean the educator only focus on media, but also what information or materials should be deliver through media.

3. Basic English Grammar

English Grammar is the set of rules to create Phrases and sentences that conveys meaning. In English Language, you need to use the right sequence of words without grammatical errors to frame the meaningful sentences. So the need of Basic English Grammar stands tall in the art of learning of English Language.¹¹

4. Web-blog

A weblog or blog is a listing of text, images or other objects that are arranged in a chronological order that first started appearing in 1998. Blog is often maintained and run by a single individual, updated daily, or contain personal remarks about a topic or an update on the person's life.¹²

¹¹ “EnglishGrammar”, google apps. <https://play.google.com/store/apps/details?id=com.nithra.bestenglishgrammar> (23 September 2016).

¹²“Weblog”, official Website of Computer Hope.
<http://www.computerhope.com/jargon/w/weblog.htm> (2016).

A Blog is the short form for Weblog. It is an online journal or log that is frequently updated and intended for general public consumption (“networksolutions.com”, 2014). Blogs generally represent the personality of the author or the Web site and its purpose and the topics are as wide ranging as the individuals who update them. There are blogs on everything from philosophical musings, to daily activities to commentary on the Internet, social issues, and politics. Some blogs allow readers to respond to the entries and provide their own commentary. The essential characteristics of a blog are its journal form, typically a new entry each day, and its informal style. Based on some the definitions above the researcher conclude:

- 1) Weblog is an online journal
- 2) Weblog can created individual or group
- 3) The author of weblog is called blogger
- 4) The author may use informal of formal language depends upon the topics that will be shared.
- 5) Weblog has some facilities to connect with the author or other visitors to share their thought one another.

C. Conceptual Framework

The development of technology information and communication has an impact in academic world, especially, in learning English language. And also

internet network is familiar in society moreover, in highly educated people. Almost all the people in Indonesia are being internet users.

The development of technology not only has positive impacts but also has negative impacts because system network can access all information in the whole world. For instance, pornography, sex and other cases, those are not appropriate in academics circle. Hence, the teacher's role is needed to anticipate this case. It means how the teachers can exploit the internet as instructional media without restricted by the room and time. In this case, the researcher developed instructional media weblog based.

Facilitating the students learning media website-based can decrease negative impacts of internet. Also, teachers are expected to motivate the students in order to exploit website-based media as well as possible because Weblog can be accessed wherever and whenever without the restriction, thus the students can obtain the information related to their course material easily, particularly at the first year students of Senior High school.

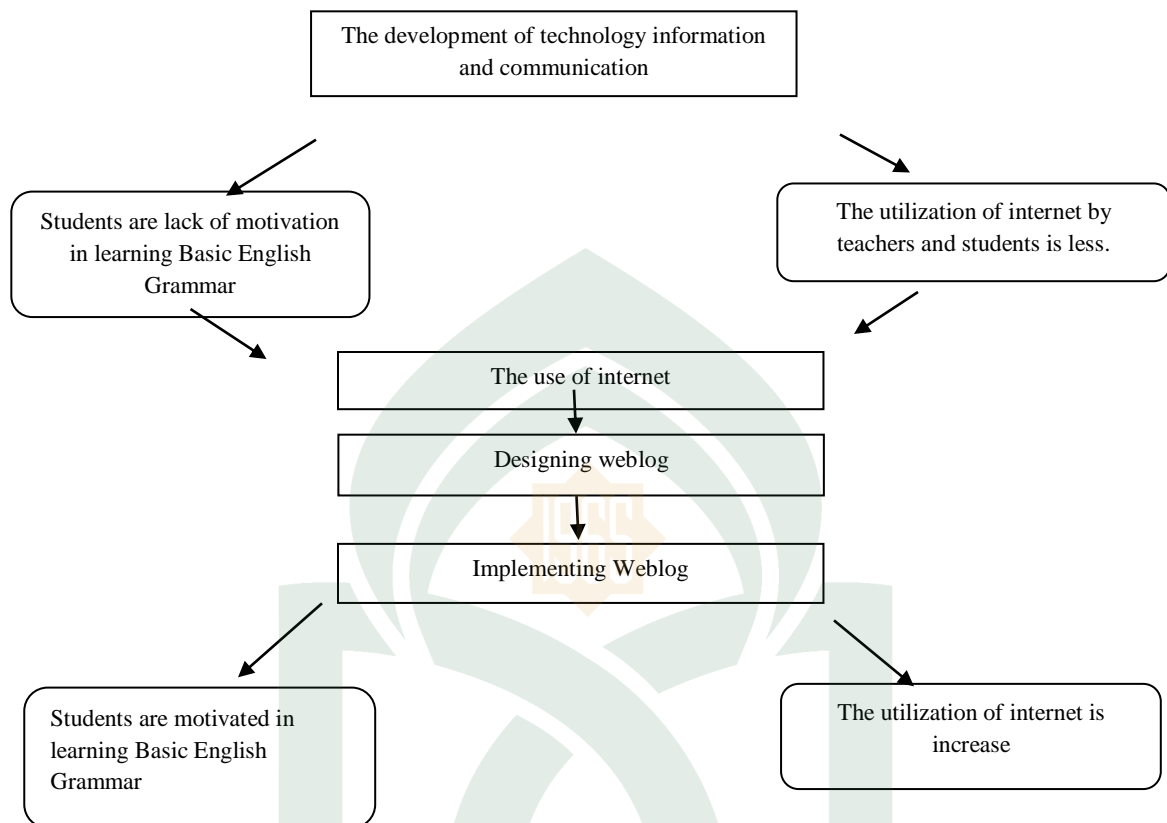


Figure 2.2 *Theoritical Framework*

CHAPTER III

RESEARCH METHODOLOGY

A. Research Method

In this research, the researcher used Research and Development (R & D). Research and development method aimed to develop a product or complete the previous product. Developing a product is not only in the form of hardware but also software.¹ The products that can be produced such as, learning model, instructional multimedia (lesson plan, textbook, module, and many more).

In addition, there are two types of developmental research. Type 1 is focus upon a given instructional product, program, process, and tool. Study address not only product design and development but evaluation as well while type 2 means focus upon a given design, development, or evaluation model as well as identifying those conditions that facilitate their successful use.²

¹Pusat Penelitian Kebijakan dan Inovasi Pendidikan. *Metode Penelitian Pengembangan*. Jakarta: 2008.

² Rita C. Richey and James D. Klein, "Developmental Research Methods: Creating Knowledge from Instructional Design and Developmental Practice," Vol 16 no. 2 (Spring 2005), h. 5. http://myweb.fsu.edu/jklein/articles/Richey_Klein_2005.pdf (accessed on November 3, 2016).

B. Development Models

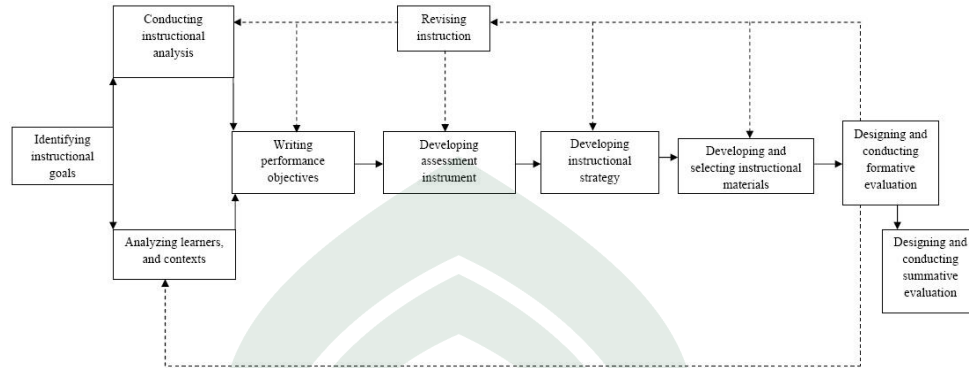


Figure 3.1 *Dick and Carey Model. Note. From instructional Development Models, Fourth Edition, by Gustafson, K and Branch R.M. Copyright 2002 by Educational Resources Information Center.*

Dick and Carey model defined learning design is a system. System approach refers to general phases of instructional system development. The components of Dick and Carey model involves learner, teacher, materials, and environment. The strategy of Dick and Carey is not only about the procedures of learning activities but also about the material that will have given.³

In general, the first phase in designing instructional media was analysing the students' needs and identifying some issues that happened in teaching and learning process. In Dick and Carey model, there are 9 phases to apply e-learning such as identifying goals and objective, completing instructional analysis, determining entry behaviors and learners; characteristics, writing performance

³Kent L. Gustafson and Robert Maribe Branch, *Survey of Instructional Development Models*. (Fourth Edition; New York: ERIC, 2002), h. 60.

objectives, developing criterion-referenced e-learning assessments, developing the instructional e-learning strategy, choosing materials and online activities, conducting a formative evaluation, and conducting a summative evaluation.

1. Identifying goals and objective

The first thing is to analyze students' need to identify goals. Analyze students' needs aims to find out what do they expect to learn and what skill that need to develop to get the achievement.

2. Conducting instructional analysis

After identifying learning goals, the next step is determine the procedures of learning to achieve learning goals. This can be done through observation, interview, and many more that focus on specific skill and learners' knowledge base.

3. Determining entry behavior and learner characteristic

Conduct audience research to determine your learner's behaviors, traits, personal preferences, and motivation factors, such as what has prompted them to enroll. Focus on characteristics that pertain directly to the goals and objectives for your eLearning course.

4. Writing performance objective

In addition to the learning goals, you must also develop performance objectives that clearly describe the task or process that must be mastered, as well as criteria that you are going to gauge learner progress.

5. Developing Assessment Instruments

This involves finding the ideal e-Learning assessment type for learners, such as the multiple-choice questions or interactive scenarios, as well as the grading rubric and criteria of product.

6. Developing the instructional eLearning strategy

In this phase the researcher will create the strategy to apply e-learning. The researcher should take into consideration the learning theories that are best suited for subject matter and learner needs.

7. Choosing learning materials and online activities

Select each of the learning materials, tools, and online exercises that serve the learning goals and objectives.

In this research, the researcher completed only until the seventh stage, it means the researcher only designed an instructional media of weblog while the next stages such as conducting a formative evaluation and conducting summative evaluation will be completed by the next researcher for those who want experiment the instructional media.

C. Research Subject

Creswell (2012: 142) states population or target population as a group of individuals who have the same characteristic or with some common defining characteristic that the researcher can identify and study Sample. And also

according to Creswell (2012: 142) a sample is a subclass of population that the researcher decides to study for generalizing about the target population. The sample of this research was group X MIA 3, the first year students of Senior High School 11 Makassar.⁴

D. Types of Data

The types in obtaining the data were quantitative and qualitative. This type means the researcher gave questionnaires about need assessment to subject and interview several of them and gave the validity sheets to the experts judgment to measure the validity of weblog.

E. Research Instrument

Arikunto (2010: 193-202) states research instruments or evaluation tools used to obtain data related to the variables of the research could be questionnaires, interviews, observations, rating scale, or documentation. Those tools are needed to be used at finding the entire of data.⁵

⁴John W. Creswell. *Educational Research: Planning, Conducting, and Evaluating Quantitative and Qualitative Research*. (Boston: Person, 2012), h.142).

⁵Suharsimi Arikunto. *Prosedur Penelitian: Suatu Pendekatan Praktek*. (Jakarta: Rineka Cipta, 2010), h.

In this research, the researcher needed the validity test and questionnaires of need assessment which to measure the validity of the instructional media and the students' interesting in exploiting internet.

F. Data Collection Procedure

At the beginning of this research, the researcher gave validity sheets to several experts judgment, at least 3 experts measure the instructional media (weblog). If the weblog is valid, the weblog can be implemented and the next procedure, the researcher came to the class, the first year of senior high school 11 Makassar. On the first day, the researcher introduced herself to students and the students asked to introduce their selves one by one.

After introducing one another the researcher explained about e-learning and explained the instructional that students should do through e-learning. And the next day the researcher asked the students to download the materials that provided on the weblog and learnt about Basic English Grammar after that students asked to complete the exercise and took the quiz.

G. Try Out

Try out of this research that was categorized in to two parts they were try out design and try out Subject.

1. Try out Design

Try out design means the researcher evaluated the quality of the instructional media to be implemented in teaching and learning process. The evaluation objective conducted to measure the validity, effectiveness, and practical of instructional media weblog based.

2. Try Out Subject

Try out subject of this research was group X MIA 3, the first year students of Senior High School 11 Makassar. In this research, the researcher applied pre – experimental.

One-Group Pretest-Posttest Design

The group was given a pre-test before the treatment and post-test after giving treatment and it was measured by comparing the average of the pre test and post test. (latief, 2013)⁶

$$O_1 \times O_2$$

Where: O_1 = the score of pretest

O_2 = the score of posttest

H. Data Analysis Technique

The researcher analyzed the data obtained in quantitative that is the validity Test. Analyzing the validity of instructional media include materials analysis, test (quiz), instructional devices (software). Analyzing those components based on the experts' suggestions such as improvement of language,

⁶ Mohammad Adnan Latief, *Research Methods on Language Learning An Introduction* (Malang: UM Press, 2013), h. 96.

operating guide, and many more. Analyzing the whole of software based on the validity assessment of instructional media by experts. The researcher counted the average score \bar{V} from V_1 , V_2 , and V_3 whereas V_1 is the average score from the first experts, V_2 is the average score from the second expert, and V_3 is the average score from the third expert. And the next the \bar{V} score is categorized based on the category of validity.

Score	Kategori
1. $4.5 \leq \bar{V} \leq 5$	Very valid
2. $3.5 \leq \bar{V} < 4.5$	Valid
3. $2.5 \leq \bar{V} < 3.5$	Fair
4. $1.5 \leq \bar{V} < 2.5$	Poor
5. $\bar{V} < 1.5$	Invalid

Table 3.1 *Category of Validity*

Where :

\bar{V} is the validity of instructional media computer based

1 = not valid

2 = less

3 = fair

4 = valid

5 = very valid

The instructional media is valid if it is categorized minimum (2.5) otherwise instructional media less of 2.5 it cannot be appointed as valid media. So, the researcher has to revise according to the suggestion by experts judgment and then revalidate and analyze it again.



CHAPTER IV

FINDING AND DISCUSSION

A. *Finding*

1. Identifying Goals and Objective

The first stage, the researcher decided what skill that needs to be developed by the students and the competence to be learned in enhancing students' performance or achievement. Meanwhile, to complete this stage, the researcher analyzed base competence based on curriculum 2013. The base competence and competence indicator was developed by the researcher as follows:

Table 4.1 *Base Competence and Competence Indicator*

Base Competence	Competence indicator	Achievement indicator
4.6 Menyusun teks interaksi transaksional, lisan dan tulis, pendek dan sederhana, yang melibatkan tindakan memberi dan meminta informasi terkait keadaan/tindakan/	1. Mengutahui isi teks tentang tindakan/kejadian yang dilakukan/terjadi di waktu lampau (Past Simple) yang merujuk waktu	1.1 Menjelaskan perbedaan kejadian diwaktu lampau yang merujuk waktu terjadinya dengan kejadian yang terjadi yang meruju pada kesudahannya

kegiatan/ kejadian yang dilakukan/terjadi di waktu lampau yang merujuk waktu terjadinya dan kesudahannya, dengan memperhatikan fungsi sosial, struktur teks, dan unsur kebahasaan yang benar dan sesuai konteks	<p>terjadinya dengan yang merujuk pada kesudahannya (Present Perfect tense).</p> <p>2. Menganalisis dialog sederhana mengenai tindakan/kejadian yang dilakukan/terjadi di waktu lampau (Past Simple) yang merujuk waktu terjadinya dengan yang merujuk pada kesudahannya (Present Perfect tense) yang terdapat dalam teks.</p>	<p>2.1 Membandingkan antara kalimat Past Simple dan Present Perfect tense dalam bahasa Inggris dengan kalimat tentang tindakan/kejadian yang dilakukan/terjadi di waktu lampau yang merujuk waktu terjadinya dengan yang merujuk pada kesudahannya dalam bahasa ibu atau bahasa Indonesia.</p>
---	--	--

	<p>3. Membuat kalimat tentang (Past Simple and Present Perfect Tense).</p>	<p>3.1 Membuat kalimat atau contoh kecil dalam bentuk simple past tense dan present perfect tense</p>
	<p>4. Menyusun text lisan dan tulis sederhana mengenai tindakan/kejadian yang dilakukan/terjadi di waktu lampau (Past Simple) yang merujuk waktu terjadinya dengan yang merujuk pada kesudahannya (Present Perfect tense).</p>	<p>4.1 Membuat dialog pendek mengenai simple past tense dan present perfect tense dan dipraktekkan di depan kelas</p>

--	--	--

The table above indicated that the Base competence of tenses was arranging a simple sentence about incident or event that already happened in the past orally or written and measuring the students' performance, the researcher formulated several indicators that explained above.

2. Conducting Instructional Analysis

Mastering the materials based on goals and objective explained, there are some steps to achieve the goals and objective such as 1. The students have an enthusiasm to learn, 2. The students have a good communication.

1. The students have enthusiasm to learn.

A great enthusiasm to learn has a big impact to students because if the course materials that have given to students were not interested for them, it means they will feel indifferent. This process indicated that how the students' knowledge and proficiency affect their selves, reach their goals, and needs and also the students should realize that the result of learning experiences can bring improvement to their selves.

2. Have a good communication.

To have a good communication in English, we need to use grammar well because by using grammar well in communication can help avoid

misunderstanding and potential conflict with others. For instance, if we state our plan so tense that we use is “simple future” and talk about an event happened in the past use “simple past tense”.

3. Determining Entry behavior and learners characteristic

The purpose of determine students’ entry behavior and characteristics to find out the issues that happened in the class. The issues faced by the students need some solutions that is reforming courses program and improving students’ knowledge based on students’ skills one another. Meanwhile the issues that happened to the first grade students of SMA Negeri 11 Makassar such as limited time in teaching and learning process and also the teacher did not exploit media that can be used in teaching and learning process. So, based on the issues happened the researcher maximizes the application of weblog as an instructional media. So, here are the outcomes of students’ need assessment.

Table 4.2 *Students’ Need Assessment Questionnaire*

No	Need Assesment	Scale	
1	Pelajaran bahasa inggris sangat penting buat baik sekarang maupun pada masa yang akan datang	5	SB
2	Saya harus mampu menguasai dasar-dasar tata bahasa inggris terutama tenses	5	SB
3	Untuk menguasai tenses saya perlu banyak berlatih	5	SB

	mengerjakan soal		
4	Belajar tentang dasar-dasar tata bahasa inggris sangat menarik bagi siswa terutama tenses	4	B
5	Untuk mengukur kemampuan dasar-dasar tata bahasa inggris, saya tertarik untuk mengikuti online quiz agar dapat langsung mengetahui score pencapaian saya	4	B
6	Video pembelajaran bahasa inggris sangat penting untuk ditampilkan di weblog karena sangat membantu saya untuk memahami materi dasar-dasar tata bahasa inggris	5	SB
7	Internet lebih muda digunakan dibandingkan buku teks	4	B
8	Belajar sambil menggunakan internet sama halnya dengan belajar bersama guru	4	B
9	Saya menggunakan internet untuk memenuhi kebutuhan belajar bahasa inggris saya	5	SB
10	Internet berpotensi untuk menjadi alat pelatihan yang efektif	4	B

4. Developing Assessment Instruments

In this step, developing assessment instruments is important, because the instruments are related to the operational objective that must be achieve based on the indicators in measuring the product designed. There are two types of

instruments the first is instruments of the students' needs and the second is instruments to measure the validity of the product designed. The kinds of instruments as follows:

1. Validity questionnaire of media

Table 4.3 *Design of Validity Questionnaire*

Judul						
Petunjuk penggunaan angket						
Table Penilaian						
No	Komponen Penilaian	Skala				
		1	2	3	4	5

Keterangan :

Makassar,

Expert

Validity questionnaire already used was questionnaire that adopted from M.D Roblyer (2006), the validity questionnaire consisted of seven assessment aspects, instruction of questionnaire, and consists of five assessment criterions, such as 5= totally valid, 4=valid, 3=valid enough, 2=fairly valid, 1=invalid. Here is the design of validity questionnaire as follows:

- 1) Title
 - 2) Instructions
 - 3) Table of assessment
 - 4) Description
 - 5) Execution
2. Need Assessment Questionnaire of Students

Table 4.4 *Design of Need Assessment Questionnaire*

<div style="border: 1px solid orange; padding: 2px; display: inline-block; width: 200px;">Title</div>																											
Petunjuk penggunaan angket <div style="border: 1px solid orange; height: 20px; margin-top: 5px;"></div>																											
Identity of the Students 1. 2. 3.																											
Table Penilaian <table border="1" style="width: 100%; border-collapse: collapse; text-align: center;"> <tr> <th style="width: 5%;">No</th> <th style="width: 40%;">Pernyataan</th> <th colspan="5">Skala</th> </tr> <tr> <td></td> <td></td> <td>1</td> <td>2</td> <td>3</td> <td>4</td> <td>5</td> </tr> <tr> <td> </td> <td> </td> <td> </td> <td> </td> <td> </td> <td> </td> <td> </td> </tr> </table>							No	Pernyataan	Skala							1	2	3	4	5							
No	Pernyataan	Skala																									
		1	2	3	4	5																					
Keterangan : <div style="text-align: right; margin-top: 20px;">Responden</div>																											

Need assessment questionnaire used to measure the effectiveness of instructional media to be applied at the first grade of senior high school 11 Makassar. This questionnaire consists of 10 statements, instructions, and assessment criteria such as, 1=very less, 2=less, 3=fairly good, 4=good, 5=very good. The design of need assessment questionnaire as follows:

- 1) bTitle Instructions
- 2) Identity of the Students
- 3) Table of Statement
- 4) Description
- 5) Signature

5. Developing the Instructional e-Learning Strategy

In this stage, the researcher developed product in the form of instructional media weblog, because the use of e-learning in teaching and learning process has many advantages such enhance interactivity between the teacher and students, time and place is flexible, it means students can access whenever and wherever without limited time and place. To reach all of the advantages in using e-learning the researcher have developed the media as good as possible. In developing instructional media, the researcher chose the software that used to design instructional media and also developing flow-chart. Flow-chart is how the researcher design the media based on paper (paper-based design).

1. Choosing Software

The software that can be used to develop instructional media weblog based such as, 1) service providers of blog online to develop blog, 2) online quiz service, the researcher chose *proprofos* software in creating online quiz, 3) google drive is a storage service based online that can be used to create visitors' registration or visitors' attendance list and many more.

2. Paper-Based Designed

The researcher designed course materials about Basic English Grammar based on paper to rapidly obtain many design possibilities of display blog and the conceptual of course materials that have shown on weblog. The design of course materials as follows:

a) Home

Table 4.5 *Design of Main Page*

Title
Menu
Welcome
Learning objective
Agenda Activities

- (1) Title of blog
- (2) Menu
- (3) Welcome
- (4) Posting blog

b) Learning Objective page

Table 4.6 *Design of Objective Page*


Title
Menu
Welcome
<div> Title of posting SK, KD, INDICATOR </div>

The display of learning objective page consists of:

- (1) Title
- (2) Menu
- (3) Title of post
- (4) Posting page (SK,KD, and indicator)

a) Agenda Activities

Table 4.7 *Design of Agenda Activities Page*


Title
Menu
Welcome
<div> <div>Title of Post</div> <div>  <div>Agenda Activities</div> </div> </div>

The display of the page consists of:

- (1) Title
- (2) Menu
- (3) Title of page
- (4) Posting of agenda activities

b) instructional page

Table 4.8 *Design of instructional page*

Title			
Menu			
Title of post		Calender	
		Chat Room	
		Translate	
		Blogger	
		Entri Populer	
		Total pagerviews	
Comment		Profile	
Publish	Pratinjau		

The display of page consists of:

- (1) Title
- (2) Menu
- (3) Title of page
- (4) Posting of instructional
- (5) Commentary space
- (6) Widget consist of:
 - (a) *Calendar*
 - (b) *Chat room*
 - (c) *Translate*
 - (d) *Blogger*
 - (e) *Entri popular*
 - (f) *Total pageviews*
 - (g) *Profile of author*
 - (h) *arsip*

c) Registration page

Table 4.9 *Design of Registration Page*

Title			
Menu			
Title of post		Calender	
Form registration		Chat room	
		translate	
		blogger	
		Total pageviews	
Commentary space		profile	
publish	pratinjau		

The display of registration page consists of:

- (1) Title
- (2) Menu
- (3) Title of page
- (4) Form registration
- (5) Commentary space
- (6) Widget consist of:
 - (a) *Calendar*
 - (b) *Chat room*
 - (c) *Translate*
 - (d) *Blogger*
 - (e) *Entri popular*
 - (f) *Total pageviews*
 - (g) *Profile of author*



d) Page of Learning Materials

Table 4.10 *Design of Learning Materials Page*

Title	
Menu	
Title of post Sub learning Materials : <ol style="list-style-type: none"> 1. Pronoun 2. Table of tenses 3. Regular and irregular verbs 4. Tenses Videos	Calender Chat room translate blogger Total pageviews profile
Commentary space	
publish	pratinjau

The display of learning materials page consists of:

- (1) Title
- (2) Menu
- (3) Title of page
- (4) Course materials
- (5) Commentary space
- (6) Widget consist of:
 - (a) *Calendar*
 - (b) *Chat room*
 - (c) *Translate*
 - (d) *Blogger*
 - (e) *Entri popular*
 - (f) *Total pageviews*
 - (g) *Profile of author*
 - (h) *arsip*

e) Page of Quiz

Table 4.11 *Design of Online Quiz*

Title			
Menu			
Title of page		Calendar	
Picture		Chat room	
Form Quiz		Translate	
		blogger	
		Total Pageviews	
Comment		Profile	
Publish	Pratinjau		

The display of online quiz page consists of:

- (1) Title
- (2) Menu
- (3) Title of page
- (4) Form quiz
- (5) Commentary space
- (6) Widget consists of:
 - (a) *Calendar*
 - (b) *Chat room*
 - (c) *Translate*
 - (d) *Blogger*
 - (e) *Total pageviews*
 - (f) *Profile of author*
 - (g) *Arsip*

f) Page of E-book

Table 4.12 *Design of E-book page*

Title			
Menu			
Title of post		Calender	
E-books		Chat room	
		translate	
		blogger	
Commentary space		Total pageviews	
publish	pratinjau	profile	

The display of E-book page consists of:

- (1) Title
- (2) Menu
- (3) Title of page
- (4) Several e-books
- (5) Commentary space
- (6) Widget consist of:
 - (a) *Calendar*
 - (b) *Chat room*
 - (c) *Translate*
 - (d) *Blogger*
 - (e) *Entri popular*
 - (f) *Total pageviews*
 - (g) *Profile of author*
 - (h) *arsip*

Table 4.13 *Main Page*

No	Concept	Definition	Supporting Object
1	Welcome	Briefing	

Menu			
No	Concept	Definition	Supporting Object
1	Home	Main page	
2	Instructional	As a guidance for students in visiting blog	
3	Registration	A page that should be filled by students or as a attendance list	
4	Lessons	A page which shows the whole of course materials to be learned	
5	Quiz	A website to allow the students to take a test related to the course materials, especially as a competition between individuals.	
6	E-books	a collection of e-books as other resources	

Posting			
No	Concept	Definition	Supporting object
1	Welcome	Briefing	
2	Learning Objective	a webs which consists base competence and competence indicator	
3	Agenda Activities	Consists students' online activites	

Course Materials			
No	Concept	Definition	Supporting object
1	Introduction	Definition of Basic English Grammar	
2	Pronoun	I - am You } They } are We } She } He } is It. }	

3	Regular and irregular Verbs	<p>Regular Verbs</p> <p>Study, finish, cook</p> <p>Irregular Verbs</p> <p>Drive, eat, fall</p>	
4	Tenses	<p>Simple Past Tense</p> <p>S + V2 + O</p> <p><u>We</u> <u>drank</u> a cup of tea yesterday</p> <p>I → Was</p> <p>You } Were</p> <p>They } to be digunakan</p> <p>We } pada nominal sentences</p> <p>He } was</p> <p>She } </p> <p>It } </p> <p>Present Perfect Tense</p> <p>S + have /has + V3 + O</p> <p><u>She</u> <u>has</u> <u>just</u> <u>taken</u> a nap</p> <p>S + has V3</p> <p>I } have</p> <p>You } </p> <p>They } </p> <p>We } </p> <p>He } has</p> <p>She } </p> <p>It } </p>	

6. Choosing Learning Materials and Online Activities

In this stage, the researcher decided what learning materials that needs to to be learned in enhancing students' performance or achievement. Meanwhile to complete this stage, the researcher chose instruments of instructional media and learning materials based on curriculum 2013 for the first grade students of senior high school.

1. Learning Materials

Table 4.14 *Learning Materials*

Learning Materials	Materials order
--------------------	-----------------

1) Fungsi social Menyatakan dan menanyakan tentang tindakan/kejadian yang dilakukan/terjadi di waktu lampau yang merujuk waktu terjadinya dengan yang merujuk pada kesudahannya	1.1 pengertian simple past tense dan present perfect tense
2) Struktur teks	1.2 Memberi Informasi 1.3 Meminta informasi
3) Unsur kebahasaan	3.1 Kalimat positif, negatif, dan tanya, dengan kata kerja dalam Simple Past Tense, Present Perfect Tense. 3.2 Penggunaan nominal singular dan plural secara tepat. 3.3 Ucapan, tekanan kata, intonasi, Ejaan, tanda baca, dan Tulisan tangan.

1. Online Activities

The most important thing in developing instructional media, the researcher should arrange online activities as good as possible and interesting to encourage the students to practice more. There are two software online activities on weblog, such as “proprofs” and “evaluation form”:

- a. Proprofs is an online quiz maker, the students can read the instructional to take online quiz. So, before starting an online quiz, the students should fill their name. after completing the quiz, there will be sertificate from online quiz maker.

Quiz

Name

First Name Last Name

Start

ProProfs - Untitled Quiz

Figure 4.1 *Online Quiz*

- b. Evaluation form is made from google form. This is one of supporting online activities that the students have to complete.

Evaluasi

Evaluation part 1

* Wajib

1. "When did you realize you had lost your purse?" when I Money to pay the conductor." *

☐ was needing


☐ have needed

☐ needed

☐ am needing

☐ Yang lain: _____

Figure 4.2 *Online Evaluation*



The researcher has arranged the agenda activities on the weblog so, the next researcher only experiment the weblog at the 1st grade students of Senior High School 11. The concept or agenda activities on the weblog as follows:

UNIVERSITAS ISLAM NEGERI
ALAUDDIN
M A K A S S A R

Figure 4.3 *Agenda Activities Page*

Basic English Grammar

Beranda Instructional Registration Lessons Quiz E-books

Agenda Activities

Activity 1

1. Baca atau unduh materi yang tersedia pada blog mengenai Pronoun dan Irregular Verbs
2. Setelah membaca kerjakan tugas (click here) dan wajib dibawah pada saat pertemuan berikutnya
3. Setelah proses pembelajaran selesai siswa/siswi wajib mengikuti quiz tahap 1 (click here). setelah mengerjakan quiz akan muncul sertifikat dan kirim sertifikat ke email nurimaa27@gmail.com atau dapat juga mengunduh sertifikat tersebut dan diperlihatkan pada pertemuan selanjutnya.

Activity 2

1. baca atau unduh materi mengenai tenses dan table of tenses
2. Setelah membaca kerjakan tugas (click here) dan wajib dibawah pada pertemuan berikutnya
3. Setelah proses pembelajaran selesai siswa/siswi wajib mengikuti quiz tahap 2 (click here). setelah mengerjakan quiz akan muncul sertifikat dan kirim sertifikat ke email

Activity 3

1. Baca lebih lengkap mengenai simple past dan present perfect
2. setelah itu siswa/siswi wajib mengerjakan tugas (click here) dan di bawa pada pertemuan selanjutnya
3. setelah proses pembelajaran selesai siswa/siswi wajib mengikuti quiz tahap 3 (click here). setelah mengerjakan quiz akan muncul sertifikat dan kirim sertifikat ke email nurimaa27@gmail.com atau dapat juga mengunduh sertifikat tersebut dan diperlihatkan pada pertemuan selanjutnya.

Activity 4

setelah mempelajari semua materi maka siswa wajib mengikuti evaluasi terakhir yang tersedia pada blog ini. Evaluasi akhir akan di post saat proses pembelajaran selesai.

Tidak ada komentar:

Posting Komentar

Mengenal Saya

Nurima

Ikuti 0

Lihat profil lengkapku

Arsip Blog

2016 (1)

Desember (1)

Laporkan Penyalahgunaan

calender

Chat Room

Welcome to my new Chatroll!

Me

1 online

Please sign in

CHATROLL FACEBOOK TWITTER QUEST

7. Conducting Evaluation

After designing instructional media weblog of Basic English Grammar in the form of paper-based design and prototype, hence the validity of weblog should be tested by three experts. This aimed at finding out the weakness of the weblog both of the content and the layout. The Experts judgment of media as follows:

Table 4.15 *Experts judgment of media*

No	Name	Occupation
1	Prof. Dr. H Sabaruddin Garancang, M.A	Instructional technology lecturer, FTK UIN Alauddin
2	Sitti Nurpahmi, S.Pd, M.Pd.	English Education lecturer, FTK UIN Alauddin
3	Muhammad Jabal An Nur, S.Pd., M.Pd.	English Education lecturer, FTK UIN Alauddin

Measuring the validity of instructional media of weblog the researcher gave a validity sheet to several experts and web pages that have been designing. Based on the validation outcome of instructional media from some experts were need to be revised. The recommendations were given by the experts as follows:

Table 4.16 *Recommendation for weblog Display*

Aspects	The result of evaluation
Visual Design	Using other software is better than blogspot
	The layout should be trimmed well
	There are many theme can be downloaded and it looks better
Concept	Author's Identity is incomplete

Table 4.17 *Average of Validity and Reliability*

No	Indicators	Average V	Average R	Ket
1	Learning objective	4		Very Valid
2	Concept of content	3.61		Valid
3	Visual and audio design	4.51		Very Valid
4	Navigation	4.7		Very Valid
5	Concept of test and evaluation	4.3		Valid
6	Concept of media and interaction	5		Very Valid
7	Analysis of competence level	4.16		Valid
Average		4.32		Valid

Based on analysis outcome that consists of 7 indicators of weblog indicated that the average of instructional media is 4.32 (Valid). There are 4 indicators categorized very valid that is learning objective, visual and audio design, concept of media and interaction, also navigation, and 3 indicators categorized valid that is concept of content, concept of test and evaluation, analysis of competence level.

B. Discussion

The instructional media weblog based has developed by applying Dick and Carey model of development that consists of nine stages. Dick and Carey model of development was chosen because this model was clearly defined and also this model was applied to collect the entire data about the students' specific needs and how to design the media that appropriate to be applied at the first grade of the senior high school.

Based on the issues happened at the first grade of senior high school 11 Makassar one of the solutions was applying e-learning or developing instructional media weblog based. However, applying instructional media weblog in teaching and learning process has some advantages, the researchers or other teachers need to anticipate because weblog based learning also has some disadvantages. For examples, not all of the area in this city has good network so, before applying e-learning in teaching and learning process, the researcher or teacher has to make

sure that what a good provider to be used or there is wifi connection in teaching and learning location.

Applying e-learning at the first grade of senior high school 11 Makassar was running well because several of advantages such as: 1) weblog as instructional media was a new thing for them so, the students were really excited, 2) the computers also were available there and the students have a gadget or smart phone one another so, the weblog was easy to access for them, 3) the school is located in the centre of city so, the network was very well, 4) there was no time limit to access the weblog, 4) the students was self-supporting in learning.

CHAPTER V

CONCLUSION AND RECOMMENDATION

A. Conclusion

The conclusion of this thesis depends on the data that has been analyzed in the previous chapter. The data collected about developing a valid instructional media weblog for the first year students of senior high school 11 Makassar, it can be concluded that:

1. The materials provided on the weblog were tenses (simple past and present perfect), pronoun, and irregular verbs.
2. The researcher designed the instructional media by using blogspot (www.blogger.com) and consisted of six menu navigations such as home, instructional, registration, lessons, quiz, and E-books and also the instructions of how to use weblog was clearly described on the weblog so, the students may not confuse when visiting the weblog.
3. The instructional media of Basic English Grammar weblog was valid to be implemented which reached 4.32 measured by 3 experts judgment. The indicators of weblog consists of 7 indicators which 4 indicators categorized very valid that is learning objective, visual and audio design, concept of media and interaction, also navigation, and 3 indicators categorized valid that is concept of content, concept of test and evaluation, analysis of competence level.

B. Recommendation

Related to this research finding the researcher suggests that:

1. The teachers are expected to apply weblog-based learning to spend the students' and teachers' leisure time outside the classroom.
2. The teachers are expected to set an effective strategy to implement weblog-based learning.
3. Implementing weblog-based learning, the students must have some facilities such as computer, internet network and etc.



BIBLIOGRAPHY

- Arikunto, Suharsimi. *Prosedur Penelitian: Suatu Pendekatan Praktek*. Jakarta: Rineka Cipta. 2010.
- Boone, Harry N. "Analyzing Likert Data", *Journal of Extension*. Vol. 5 no. 2. <https://www.joe.org/joe/2012april/tt2.php> (April 2012).
- Creswell, John W. *Educational Research: Planning, Conducting, and Evaluating Quantitative and Qualitative Research*. Boston: Person. 2012.
- Clark and Mayor. *E-learning and the science of instruction: proven guidelines for consumers and designer multimedia of learning*. United States of Amerika: Pfeiffer. 2003.
- Chosin, Nanang, "Pemanfaatan Website Sebagai Media Pembelajaran Bahasa Inggris", Skripsi (Jakarta: Fak. Teknik Universitas Islam Attahiriyah, 2011).
- Depdikbud. *Petunjuk Pelaksanaan Proses Belajar Mengajar dan petunjuk Pelaksanaan System Penilaian*. Jakarta: DEPDIKBUD. 1985.
- Forest, ED. *Educational technology*. <http://educationaltechnology.net/the-addie-model-instructional-design/> accessed on june 30, 2016.
- Gay, L. R. *Educational Research: Competencies for Analysis and Application*. Columbus: Charles E. Merrill Publishing Co. 1986.
- Gujjar, Aijaz Ahmed and Muhammad Ashraf Malik. "Preparation of Instructional Materials for Distance Teacher Education", *Turkish Online Journal of Distance Education-TOJDE*. <http://files.eric.ed.gov/fulltext/ED494809.pdf> (January 2007)
- Heinich, et al. *Instructional Media and New Technology of Instruction*. New York: MacMillan Publishing, 2005.
- <http://www.freewebs.com/WebHosting101/WhatIsAWebsite.html> accessed on august 19, 2016.
- Instructional Design, "ASSURE model "
<http://www.instructionaldesign.org/models/assure.html#>", (23 september 2013)

- I.G.P. Sindu. "Dunia Pendidikan dan Teknologi Informasi", Blog I.G.P. Sindu. http://duniatp.blogspot.co.id/2015_03_01_archive.html (25 august 2016)
- Latief, Mohammad Adnan. *Research Methods on Language learning An introduction*; Malang: UM Press, 2013.
- Mason and Brumble. *Understanding and Conducting Research*. New York: MCSgraw-hill. 1978.
- Nurdiyanti, "Pengembangan Media Pembelajaran Berbasis Weblog untuk Meningkatkan Sikap Siswa Terhadap Biologi da Internet", a thesis (Makassar: Fak Matematika dan Ilmu Pengetahuan Alam UNM, 2014)
- Rusman. *Model- Model Pembelajaran*. Cet IV; Jakarta: PT RAJAGRAFINDO PERSADA, 2011.
- Ruhimat, Toto. "Model Pengembangan dan Desain Pembelajaran". Official doc of Drs. Toto Ruhimat, M.pd. [http://file.upi.edu/Direktori/FIP/JUR._KURIKU LUM_DAN_TEK._PENDIDIKAN/195711211985031TOTO_RUHIMAT/Desain_Pemb_Perumka.pdf](http://file.upi.edu/Direktori/FIP/JUR._KURIKU_LUM_DAN_TEK._PENDIDIKAN/195711211985031TOTO_RUHIMAT/Desain_Pemb_Perumka.pdf)
- Reeves, Jodi. "Improving Laboratory Effectiveness in Online and Onsite Engineering Courses at National University", *A Journal of Research in innovative teaching*, vol 5 no 1 (march 2014). <http://www.nu.edu/assets/resources/pageResources/journal-of-research-in-innovative-teaching-volume-5.pdf> (accessed on 28 July 2016).
- Roblyer, M.D. *Integrating Educational Technology into Teaching: Integrating the Internet and other Distance Resources into the Curriculum*. United States of Amerika: Pearson. 2006.
- Syarif, Andi. "Desain Model Bela Bahathy", Blog Andi syarif. <http://secarikilmusyarif.blogspot.co.id/2015/01/makalah-desain-model-bela-h-banathy.html> (january2, 2015)
- Smaldino, Sharon E, dkk. *Instructional Technology and Media for Learning*. Translator. Arif Rahman, Teknologi Pembelajaran dan Media untuk Belajar. Jakarta: Fajar Interpratama Offset, 2012.
- Pusat Penelitian Kebijakan dan Inovasi Pendidikan. *Metode Penelitian Pengembangan*. Jakarta: 2008.

Ritchey and Klein. Developmental Research Methods: Creating Knowledge from Instructional Design and Development Practice, Vol 16 no. 2 (spring 2005). http://myweb.fsu.edu/jklein/articles/Richey_Klein_2005.pdf (accessed on November 3, 2016)

“EnglishGrammar”, google apps. <https://play.google.com/store/apps/details?id=com.nithra.bestenglishgrammar> (23 September 2016).

<http://www.computerhope.com/jargon/w/weblog.htm>

“What is a Weblog”. Official website of network solutions. <http://www.networksolutions.com/support/what-is-a-weblog-blog/> (2014)

Swan, Michael. “English Language Teaching and Applied Linguistics”. Official website of *Michael Swan*. www.mikeswan.co.uk/elt-applied-linguistics/teaching-grammar.htm (2008)

