


**ITEM ANALYSIS OF ENGLISH SUMMATIVE TEST FOR SECOND GRADE  
STUDENT OF MAN 1 TANETE BULUKUMBA**



**A Thesis**

**SUBMITTED IN PARTIAL FULFILMENT OF THE REQUIREMENTS FOR DEGREE OF  
SARJANA PENDIDIKAN IN ENGLISH EDUCATION OF TARBIYAH AND TEACHING  
SCIENCE FACULTY**

UNIVERSITAS ISLAM NEGERI  
**By**  
**ALAUDDIN**  
**Muspira Humaerah**  
**Reg. Number 20400112057**

**TARBIYAH AND TEACHING SCIENCE FACULTY  
UIN ALAUDDIN MAKASSAR  
2016**

## PERNYATAAN KEASLIAN SKRIPSI

Mahasiswi yang bertanda tangan di bawah ini:

Nama : Muspira Humaerah

NIM : 20400112057

Tempat/Tgl. Lahir : Balleanging/12 Januari 1993

Jur/Prodi/Konsetrasi : Pendidikan Bahasa Inggris

Fakultas/Program : Tarbiyah dan Keguruan

Alamat : Samata-Gowa

Judul : Item Analysis of English Summative Test for Second Grade Student of  
MAN 1 Tanete Bulukumba.

Menyatakan dengan sesungguhnya dan penuh kesadaran bahwa skripsi ini benar adalah hasil karya sendiri. Jika di kemudian hari terbukti bahwa ia merupakan duplikat, tiruan, plagiat, atau dibuat oleh orang lain, sebagian atau seluruhnya, maka skripsi dan gelar yang diperoleh karenanya batal demi hukum.

UNIVERSITAS ISLAM NEGERI  
**ALAUDDIN**  
M A K A S S A R

Gowa,

2016

Penyusun,

**Muspira Humaerah**  
**NIM: 20400112057**

## PERSETUJUAN PEMBIMBING

Pembimbingan penulisan skripsi saudara, **Muspira Humaerah NIM: 20400112057**, mahasiswa jurusan Pendidikan Bahasa Inggris pada Fakultas Tarbiyah dan Keguruan UIN Alauddin Makassar, setelah dengan seksama meneliti dan mengoreksi skripsi yang bersangkutan dengan judul "**Item Analisis of English Summative Test for Second Grade Student of MAN 1 Tanete Bulukumba**" memandang bahwa skripsi tersebut telah memenuhi syarat-syarat ilmiah dan dapat disetujui untuk diajukan ke sidang munaqasyah.

Demikian persetujuan ini dibrikan untuk proses selanjutnya.

Samata-Gowa, 20 Maret 2016

Pembimbing I

Dra. Hj. St. Azisah, M.Ed. St., Ph.D  
NIP. 19671231 1993303 2 016

Pembimbing II

Sitti Narpahmi S.Pd., M. Pd.  
NIP. 19740308 200901 2 00

UNIVERSITAS ISLAM NEGERI  
**ALAUDDIN**  
M A K A S S A R

## ACKNOWLEDGEMENT




Alhamdulillah Robbil Alamin. The researcher praises her highest gratitude to the almighty Allah swt., who has given His blessing and mercy to her in completing this thesis. Salam and Shalawat are due to the highly chosen Prophet Muhammad saw., His families and followers until the end of the world.

Further, the researcher also expresses sincerely unlimited thanks and bigaffection to her beloved parents (Abd. Haris – Nawira) for their prayer, financial, motivation and sacrificed for her success, and their love sincerely and purely without time. The researcher considers that in carrying out the research and writing this thesis, many people have also contributed their valuable guidance, assistance, and advices for the completion of this thesis. They are:

1. Prof. Dr. Musafir Pababbari, MA. Si., as the Rector of Alauddin State Islamic University of Makassar.
2. Dr. H. Muhammad Amri, Lc., M.Ag., the Dean of Tarbiyah and Teaching Science Faculty of UIN Makassar.
3. Dr. Kamsinah, M.Pd. I., the Head of English Education Department of Tarbiyah and Teaching Science Faculty of UIN Makassar.
4. Dra. Hj. St. Azisah, M.Ed.St., PhD., as the first consultant and Sitti Nurpahmi S.Pd., M. Pd. as the second consultant who have given their really valuable time and patience, supported assistance and guided the researcher to finish this thesis in many times.

5. The headmaster, the English teacher, and all the second grade students of MAN Tanete Bulukumba who sacrificed their time and activities for being the subject of this research.
6. The head and staff of library of UIN Alauddin Makassar.
7. The less but no less important, all of her friends in English Education Department 2012 especially for her best friends in group 3 and 4 whose names could not be mentioned one by one, for their friendship, togetherness, laugh, support, and many stories we had made together.
10. Finally, for everyone who had been connected with this research directly or indirectly, may Allah swt., be with us now and forever. Amin Yaa RabbalAlamiin.



## PENGESAHAN SKRIPSI

Skripsi yang berjudul "*Item Analysys of English Summative Test for Second Grade Student of MAN 1 Tanete Bulukumba*" yang disusun oleh saudara **Muspira Humaerah**, Nim: **20400112057**, Mahasiswa Jurusan Pendidikan Bahasa Inggris pada Fakultas Tarbiyah dan Keguruan UIN Alauddin Makassar, telah diuji dan dipertahankan dalam sidang munaqasyah yang diselenggarakan pada hari **Jumat, 24 Maret 2016 M** bertepatan dengan **14 Jumadil Tsani 1437 H** dan dinyatakan dapat diterima sebagai salah satu syarat untuk mendapatkan gelar Sarjana Pendidikan (S.Pd.) pada Fakultas Tarbiyah dan Keguruan Program Studi Pendidikan Bahasa Inggris dengan beberapa perbaikan.

Samata, 24 Maret 2016 M  
14 Jumadil Tsani 1437 H

### DEWAN PENGUJI

(SK Dekan No 895 Tertanggal 21 Maret 2016)

Ketua : Dr. Hamka, M. Th. I.  
Sekretaris : Sitti Nurpahmi, S. Pd., M. Pd.  
Munaqisy I : Dr. Kamsinah, M. Pd. I.  
Munaqisy II : H. Erwin Hafid, Lc., M.Th.I., M.Ed.  
Pembimbing I : Dra. Hj. St. Azisah, M.Ed.St., PhD  
Pembimbing II : Sitti Nurpahmi, S. Pd., M. Pd.

(.....)  
(.....)  
(.....)  
(.....)  
(.....)  
(.....)

Disahkan oleh:

Dekan Fakultas Tarbiyah dan Keguruan  
UIN Alauddin Makassar



(.....)

**Muhammad Amri, Lc., M. Ag**  
19730120 200312 1 001

## LIST OF CONTENT


	<b>Pages</b>
COVER PAGE.....	i
PERNYATAAN KEASLIAN SKRIPSI.....	ii
PERSETUJUAN PEMBIMBING .....	iii
PENGESAHAN SKRIPSI.....	iv
ACKNOWLEDGEMENT .....	v
TABLE OF CONTENTS.....	vi
LIST OF TABLES .....	vii
LIST OF FIGURE.....	viii
LIST OF APPENDICES.....	ix
ABSTRACT.....	x
<b>CHAPTER I INTRODUCTION</b>	
A. Background .....	1
B. Problem Statement .....	4
C. Objectives of the Research.....	4
D. Significances of the Research .....	5
E. Scope of the Research .....	5
F. Definition of Operational Terms .....	6
<b>CHAPTER II REVIEW OF RELATED LITERATURES</b>	
A. Related Research findings .....	7
B. Some Partinent Ideas .....	10

C. Item Analysis .....	10
D. Validity .....	12
E. Reliability .....	16
F. Difficulty Level .....	18
G. Test .....	19
<b>CHAPTER III RESEARCH METHOD</b>	
A. Research Design .....	27
B. Research Subject .....	27
C. Instrument of the Research .....	27
D. Procedure of Collecting Data .....	28
E. Technique of Data Analysis .....	29
<b>CHAPTER IV FINDINGS AND DISCUSSION</b>	
A. Findings .....	33
1. Validity .....	33
2. Reliability .....	35
3. Difficulty Level .....	36
B. Discussions .....	39
1. Validity .....	39
2. Reliability .....	40
3. Difficulty Level .....	40
<b>CHAPTER V CONCLUSIONS AND SUGGESTIONS</b>	
A. Conclusions .....	42
B. Suggestion .....	43



## LIST OF TABLES

<b>Table</b>	<b>Page</b>
1. Validity Classification .....	30
2. Reliability Classification .....	31
3. Difficulty Level Classification .....	32
4. Validity Analisis .....	33
5. Reliability Analisis .....	36
6. Difficulty Level Analisis .....	37




## LIST OF FIGURES

Figure	page
1. Theoretical Framework .....	



## LIST OF APPENDIX

<b>Appendix</b>	<b>page</b>
1. the English Summative Test .....	46
2. the Answer Key .....	49
3. The list of Students and Student Scoring .....	50
4. Data Analisis .....	51
5. Validity Analisis .....	53
6. Realibility Analisis .....	54
7. Difficulty Level Analisis .....	56
8. Documentation .....	57



## ABSTRACT

**Researcher** : Muspira Humaerah  
**Reg. Number** : 20400112057  
**Department** : English Education  
**Faculty** : Science and Teaching Faculty  
**Title** : Item Analysis of English Summative Test for Second Grade  
**Student of MA 2 Tanete Bulukumpa**  
**Consultant I** : Dra. Hj. St. Azisah, M.Ed.St., PhD  
**Consultant II** : Sitti Nurpahmi S.Pd., M. Pd.

---

This research is about item analysis of English summative test related to validity, reliability, and difficulty level of the English Summative Test for second grade student of MAN 1 Tanete Bulukumba. The problem statement of this research is how is the validity, reliability, and difficulty level of English summative test for second grade student of MAN 1 Tanete Bulukumba. In addition, this research aims to find out the validity, reliability, and difficulty level of English summative test for second grade student of MAN tanete Bulukumba.

The researcher applied the quantitative descriptive method which the data was obtained from English summative test for social science class. The subject of this research was the English summative test designed to test the students who were registered as the second grade student of social science class in the academic year of 2015-2016 at MAN Tanete Bulukumba. The test was tried out to the students and then the researcher analyzed the validity, reliability, and difficulty level of each item of the test.

Based on the whole analysis of test items, it can be conclude that *first*, the English summative test for second grade student of MAN 1 Tanete Bulukumba contains six valid items and four invalid items, the valid items of the test were items number 4, 5, 6, 7, 9, and 10. On the contrary the invalid items were items number 1, 2, 3, and 8. *second*, the English summative test for second grade student of MAN 1 Tanete Bulukumba is reliable since the reliability index was higher than the table value of critical of product moment. *Third*, the English summative test for second grade student of MAN 1 Tanete Bulukumba contains one difficult item, one too easy item, four medium items, and four easy items. the medium items are question number 3, 4, 7, 8, and 9. The easy items are number 2, 5, 6, and 9. The too easy item is number 1. In addition the difficult item is the question number 10

## CHAPTER I

### INTRODUCTION

#### *A. Background*

Evaluation is one of important aspects In teaching and learning activities. It plays important roles, especially in term of education. The information gained through the evaluation will be very usefull to make improvement in the future. In formal education system, teacher is one of the some figures who is responsible with the learning process weather it is success or not. A good teacher not only knows how to teach but the teacher has to know how to evaluate as good as how to teach. In teaching process, a teacher has to evaluate student progress on the mastery of lesson that has been taught in a certain period of time. The result of evaluation will provide information about the quality of the teacher and the ability of the student.

Evaluation in education can be assumed as a formal and informal of examining students' achievement. Informal evaluation usually occurs by the time of teaching and learning process taking place. Teachers can evaluate the students' achievement by observing and making judgment based on students' performance during the process of teaching and learning. Yet, teachers cannot assume that students who never perform actively during the teaching and learning process do not understand the materials at all. It is because somehow students do not feel free to express their ideas. Thus, it needs a formal assessment to examine the students' understanding.

To evaluate student's achievement of the material which has been taught, usually the teacher gives the students some questions in the form of a test. Teachers can conduct it after each chapter of the material is finished or in the end of semester, the test is called achievement test. an achievement test is a systematic procedure for determining the amount of student has learned. There are two kinds of achievement test; formative test and summative test. In This research, the writer choose summative test as the kind of test which administered at the end of a unit or term, semester, or a year of study in order to measure what has been achieved both individual and by groups. The test can be in the form of essay test in which students have to write the answer on some sentences. Besides, teachers can give the test in the form of multiple-choices to simply check students' achievement. The teacher who make a test has to know the principles and the steps that must be done in making a good test.

Testing language subject, in this case English, does not only examine the science and knowledge of the subject but also the skills of it. It is supported by Hughes (2005) who stated that, language ability is not easy to measure; we cannot expect a level of accuracy comparable to those measurements in the physical science. Considering the importance of measuring and examining students' achievement, it is important to the teachers to design a good test. A good test can present students' achievement well. A test can be said as a good test if it fulfills several requirements of a good test. One of efforts to know the quality of a test is by analysing test items. Analysing test items related to the quality of a test that have been conducted.

By doing analysing towards a test, we can see the quality of the test in order to decide whether the test is good enough to be used or not. If it does not fulfill the requirements of a good test, test-makers should redesign and rearrange it. The problem arises when the teachers doesn't analyze the test that they used. The teacher just made a test without considering principles and steps in making a good test.

In this research, summative test is chosen as the kind of test which administered at the end of a unit or term, semester, or a year of study in order to measure what has been achieved both individual and by groups. There are some reasons English summative test for second grade student of MA 1 tanete Bulukumba is chosen. First, it is important to the teacher to design a good test. A test can be said as a good test if it fulfills several requirements of a good test. If it does not fulfill the requirements of a good test, the teacher should redesign and rearrange the test. Therefore we need to to measure the test quality. Second, based on the interview between the researcher and the English teacher of second grade student in MAN 1 Tanete Bulukumba. The researcher found a problem that she never analyzed the test first before giving to the student. Third, because constructing good summative test items are more difficult and more time consuming than formative test. A summative test has to measure the the students' ability towards the material that had been taught.

Based on the explanation above, the researcher interests in conducting a research that analyze a summative test. The researcher formulates the title of this study as "Item Analysis of English Summative Test for Second Grade Student of

MAN 1 Tanete Bulukumba”. This study will use English summative test for second grade student of MAN 1 Tanete Bulukumba to be analyzed. This title is made by the reason that quality of a test can be gained by analyzing the test itself.

### ***B. Problem Statement***

Based on the previous background, some problems need to be answered from this research as follows:

1. How is the validity of English summative test items for second grade student of MAN 1 Tanete Bulukumba?
2. How is the Realibility of English summative test for second grade student of MAN 1 Tanete Bulukumba?
3. How is the difficulty level of English summative test items for second grade student of MAN 1 Tanete Bulukumba?

### ***C. Objective of The Research***

The objective of this research are to identify:

1. The validity of English summative test items for second grade student of MAN 1 Tanete Bulukumba.
2. The realibility of English summative test for second grade student of MAN 1 Tanete Bulukumba.
3. The difficulty level of English summative test items for second grade student of MAN 1 Tanete Bulukumba.

### ***D. Significance of the Research***



This research provides information about the quality of English summative test items for second grade student of MAN 1 Tanete Bulukumba related to validity, reliability, and difficulty level. There are two significances of this research. They are:

#### 1. Theoretical Significances

The findings of this research provides a significant information about the validity, reliability, and difficulty level of English summative test items for second grade student of MAN 1 Tanete Bulukumba. It is expected to be an input to improve the quality of English summative test. In addition, This research can give great contribution to the other researchers as a reference for further studies on a similar topic.

#### 2. Practical Significances

This research may give basic understanding to the teachers, test-makers, trainers, and others that assessment and evaluation cannot be made and assumed only base on students or one's outer performance or guessing in some cases. They should know that the test items should be made to evaluate students' understanding and ability. In addition, the result of this research can give a contribution to the teacher in the effort of designing and maintaining a good test.

#### ***E. Scope of The Research***

There were many things on item analysis that could be applied for the test instruments. They were related to validity, reliability, practical, authenticity, washback, difficulty level, discriminating power, effectiveness distracter. However, the researcher decides to limit the aspect of this research. This research

only focus in analysing the validity, realibility, and difficulty level of English summative test items for second grade student of social science of MAN 1 Tanete Bulukumba.

#### ***F. Operational Definition of Terms***

There are several key terms that are used in this study. They are item analysis and English summative test. They are defined in some paragraphs below:

1. Item analysis in this research means a systematic procedure doing by researcher in the effort to find out information about validity, realibility, and difficulty level of English summative test items for second grade student of MAN 1 Tanete Bulukumba. It means that the researcher will analyze validity, realibility, and difficulty level of each item in the English summative test.
2. English summative test in this research means English test made by English teacher that given to second grade student of social science of MAN 1 Tanete Bulukumba academic year 2015/2016 at the end of semester one which aims to measure students' achievement after a period of learning process.

## **BAB II**

### **REVIEW OF RELATED LITERATURE**

This chapter is divided into three main sections, namely reviews of related findings, pertinent ideas, and theoretical framework.

#### ***A. Related Research Findings***

Nafsah (2011) conducted a descriptive study entitled “An Analysis of English Multiple Choice Question (MCQ) Test of 7th grade at SMP BUANA Waru Sidoarjo”. Nafsah examined English Multiple Choice Question that was constructed by English teacher in a school. Her research is descriptive qualitative research. She tried to know the quality of the test that was independently designed by the English teacher. The source of the data in her study is English final test items designed by the teachers, the students’ answer sheet, and the students’ scores of 7th grade students in SMP BUANA especially for 7B, 7D, and 7E. Those three classes are the sample of her study because she took the data randomly. The result of her study leads to the conclusion that English Multiple Choice Questions (MCQ) Test constructed by an English teacher of 7th grade in SMP BUANA Waru Sidoarjo has good test based on the characteristics of a good test, good face validity and high content validity, high reliability, good index of difficulty but poor index of discrimination.

Handayani (2009) tried to analyze about English formal test entitled “An Analysis of English National Final Exam (UAN) For Junior High School viewed from School-Based Curriculum (KTSP)”. Her research is descriptive and content analysis. She investigated the appropriateness of English test-packs used in

National Final Exam (UAN) to the School-Based Curriculum (KTSP). The main data of this research are material of English UAN for SMP/MTs academic year of 2006/2007 and 2007/2008. The units of analysis are sentences and texts. In analyzing the data, she used some instruments. They are matrix of competence standard and basic competence (curriculum) which covers discourse competence in reading, writing, speaking, and listening skill. The result of this study came to an end by the conclusion that most of materials (test-items) of the English National Final Examination academic year of 2006/2007 and 2007/2008 match with Content Standard and Competencies of English syllabus for SMP in Semarang. Even though there are five items of the English UAN academic year of 2006/2007, all in all the materials contain competencies for all skills, whereas, English UAN academic year of 2007/2008 only contains reading and writing skill only. As the previous test-packs, it matches to the syllabus and the content standard.

Ani (2011) conducted a descriptive quantitative research entitled “An Item Analysis on The Difficulty Level of an English Summative Test for Second Grade of SMP Muhammadiyah 29 Cinangka-Sawangan Depok”. It described the difficulty level of English summative test in SMP Muhammadiyah 29 Cinangka-Sawangan Depok. The subject of her study was second grade of SMP Muhammadiyah 29 Cinangka\_Sawangan Depok which consists 169 students divided into four classes. Because the population is homogeneous, she took only 1 class as the sample. She used purposive sampling to get the representative data. The finding of this study that the moderate level has highest percentage rate,

namely 69 percent as the degree of difficulty of English summative test. The difficult level percentage is 23 percent and easy level about 8 percent. Therefore, the difficulty level of English summative test item for second grade of SMP Muhammadiyah 29 Cinangka-Sawangan Depok belongs to the test items which have moderate level of difficulty.

Salwa (2012) conducted a study entitled “ the Validity, Reliability, level of Difficulty, and Appropriateness of Curriculum of English test”. In the research she tried to know about the quality of the English test, especially English final test for the first semester students’ grade V. This test was analyzed by descriptive comparative method with quantitative approach. Not only using quantitative approach, qualitative approach was also used to synchronize the tests with Standard and Basic Competence, and the characteristics of a good test (content validity). The test items used as the sample were English test-packs of the first semester students for Grade V of elementary schools designed by English KKG of Ministry Education and Culture and Ministry of Religion Semarang. The study only analyzed the Grade V of Elementary School just because of the limitation of the time of research. In analyzing the data, the researcher used several formulas to measure the tests’ validity, reliability, level of difficulty, and discrimination power. She also used the ITEMAN program to measure distractors’ distribution. The instruments used to analyze the data were curriculum checklist, observation checklist, test paper, and students’ answer sheet. The findings were in the form of index number of validity, reliability, level of difficulty, and discrimination power in the case of quantitative analysis. In qualitative analysis, the findings were in the

form of percentage of test-items that fulfill the appropriateness of curriculum and some errors that exist in both test-packs. From the findings, the discussion came to the conclusion that the qualities of both test-packs are good in their quantitative aspects. The number of validity, reliability, difficulty index, and discrimination power of both test-packs are balances. However, in their qualitative aspects, test-pack 1 has better quality than test-pack 2. It is because the findings that there are some errors exist in test-pack 2.

The whole previous researches strongly motivated the researcher in also conducting the item analysis related to validity and the reliability and difficulty level. From all the conclusions of some previous research findings, the researcher concludes that the similarity of some previous research with this research is the same doing research about item analysis on a test. As a matter of fact, the four researcher had outlined the functions of analysis activity. Therefore, the researcher considered that this kind of research had to be sustainable in the future research. There were still many schools which did not concern in comprehending and applying the materials of language testing.

## ***B. Some Pertinent Ideas***

### **a. Item analysis**

#### 1) The Definition of Item Analysis

An item analysis is a systematic procedure by which the teacher can get some information about the quality of the test item. According to J. Stanley Ahmann and Marvin D. Glock in Ani L. Andri (2011) Item Analysis is reexamining each test item to discover it's strength and flaws.

Meanwhile, Madsen(1983:180) stated that the selection of appropriate language item is not enough by itself to ensure a good test. Each question needs to function properly. Otherwise, it can be weaken the exam. Fortunately, there are some rather simple statistical ways or checking individual's item. This procedure is called "item analysis". It is most often used with multiple choice questions. An item analysis tells us basically three things: how difficult each item is, whether or not the question "discriminates" or tells the difference between high and low students, and which dictators are working as they should. An analysis like this is used with any important exam-for example, review tests and tests given at the end of a school term or course. To prepare for the item analysis, first score all of the tests. Then arrange them in order from the one with the highest score to the one with the lowest. Next, devide the papers into three equal groups: those with the highest scores in one stack and the lowest in another. (The classical procedure is to choose the top 27 percent and the bottom 27 percent of the papers to analysis. But since language classes are usually fairly small, dividing the papers into thirds gives us essentially the same results and allows us to use a few more papers in the analysis).

In addition, Madsen(1983:178) stated that besides being on the right level and covering material that has been discussed in class, a good test are also valid and realible. A valid test is one taht in fact measures what it claims to be measuring. A reliable test is one of that produces essentially the same results consistenly on different occasions when the conditions of the test remain the same.

Therefore, item Analysis is related to the several items of statistical analysis in analyzing characteristics and features of a test. They consist of validity, reliability, level of difficulty.

a. Validity

1) The definition of validity

Caldwell (2008:29) states that “a valid test measures and accurately reflects what it was designed to measure. Validity is related to knowing the exact purpose of an assessment and designing an instrument that meets that purpose”. In addition, Gay (2006:134) stated that “Validity is the most important characteristic a test or measuring instrument can process”. Validity is the degree to which a test measures what it is supposed to measure and, consequently, permits appropriate interpretation of scores.

2) Types of validity

According to Brown(2004), there are five types evidence of validity below.

a) Content-related evidence

According to Gay(2006) content validity is the degree to which a test measures an intended content area. Content validity requires both item validity and sampling validity. Item validity is concerned with whether the test items are relevant to the measurement of the intended content area. Sampling validity is concerned with how well the test samples the total content area being tested. Content validity is of particular importance for achievement tests. A test score cannot accurately reflect a students' achievement if it does not measure what the



student was taught and is supposed to have learned. Content validity will be compromised if the test covers topics not taught or if it does not cover topics that have been taught. Content validity is determined by expert judgment. There is no formula or statistic by which it can be computed, and there is no way to express it quantitatively. Often experts in the topic covered by the test are asked to assess its content validity. These experts carefully review the process used to develop the test as well as the test itself, and then they make a judgment about how well items represent the intended content area. In other words, they compare what was taught and what is being tested. When the two coincide, the content validity is strong.

The term *face validity* is sometimes used to describe the content validity of tests. Although its meaning is somewhat ambiguous, face validity basically refers to the degree to which a test appears to measure what it claims to measure.

Although determining face validity is not a psychometrically sound way of estimating validity, the process is sometimes used as an initial screening procedure in test selection. It should be followed up by content validation.

#### b) Criterion related-evidence

Brown (2004) explained that criterion-related validity is best demonstrated through a comparison of result of assessment with result of some other measure of the same criterion. Criterion related evidence usually falls into one of two categories: concurrent and predictive validity. A test has concurrent validity if its result are supported by other concurrent performance beyond the assessment itself. The predictive validity of an assessment becomes important in the case of placement tests, admission assessment batteries, language aptitude test, and the

like. The assessment criterion in such cases is not to measure concurrent ability but to assess (and predict) a test taker's likelihood of future success.

c) Construct related-evidence

According to Gay (2006) construct validity is the degree to which a test measures an intended hypothetical construct. It is the most important form of validity because it asks the fundamental validity question: What is this test really measuring? We have seen that all variables derive from constructs and that constructs are no observable traits, such as intelligence, anxiety, and honesty, "invented" to explain behavior.

Formerly, the consideration degree of construct validity is only by rational analysis on the test instrument by its theoretical base. It is seen by the definition of construct validity of Tuckman (cited in Nurgiyantoro, 2010: 157) whether the designed tests are related to science concept which are tested (cited in On reality, the research of construct validity is often associated by content validity because both of them base on rational analysis. It can be examined by identifying and pairing each item with standard competency and certain indicators to measure the performance.

As like content validity, to determine the level of construct validity, the compilation of each question must base on blue print. Generally, this kind of validity is used to consider the validity degree of each question connected with attitude, enthusiasm, value, tendency, and other aspects like what is asked on questionnaire. All topics on it must be existed on the blue print that have theoretical base of knowledge that can be justified.

However, the developing of construct validity then is not only by rational analysis but also by analyzing the evidences of respond empiric given students as the test participant. As a result, the procedure is by clarifying what is being measured and all factors affecting test score in order that the performance of test can be interpreted meaningfully. Analysis theoretically and empiric data can give a proof of congruity between construct and respond of test participants appropriately.

Construct validity is the degree to which a test measures an intended hypothetical construct. Construct validity is concerned with the level of accuracy a construct within a test is believed to measure.

#### d) Consequential Validity

Gay (2006) explained that Consequential validity is concerned with the consequences that occur from tests. All tests have intended purposes, and in general, the intended purposes are valid and appropriate. They are some testing instances that produce negative or harmful consequences to the test takers. Consequently validity, then, is the extent to which an instrument creates harmful effects for the user. Examining consequential validity allows researcher to ferret out and identify test that may be harmful to students, teachers, and other test users, whether the problem is intended or not. The key issue in this kind of validity is the question, "What are the effects on teachers or students from various form of testing?" For example, how does testing students solely with multiple-choice items affect students' learning as compared with assessing them with other, more open-ended items? Should non-English speakers be tested in the same way as English

speakers? Can people who see the test results of non-English speakers, but do not know about their lack of English, make harmful interpretations for such students? Although most tests serve their intended purpose in no harmful ways, consequential validity reminds us that testing can and sometimes does have negative consequences for test takers or users.

#### e) Face validity

Brown (2004) explained that face validity is not something that can be empirically tested by a teacher even by a testing expert. A test is said to have face validity if it looks as if it measures what it is supposed to measure. In general, face validity in testing describes the look of the test as opposed to whether the test is proved to work or not. validity is a complex concept, yet it is indispensable to the teacher understanding of what makes a good test.

#### b. Reliability

##### 1) The definition of reliability

According to Bachman (2004), reliability is consistency of measures across different conditions in the measurement procedures. Test administration must be consistent by which a test can be said as well-organized test. In vice versa, bad administration and unplanned arrangements of a test can make it does not work in measuring students' accomplishment.

Reliability is the degree to which a test consistently measures whatever it is measuring. The more reliable a test is, the more confidence we can have that scores obtained from the test are essentially the same scores that would be obtained if the test were readministered to the same tester.

## 2) Types of reliability

According to Gay (1991), there are five general types of reliability:

### a) Stability

Stability also called test-retest reliability is the degree to which scores on the same test are consistent over time. It provides evidence that scores obtained on a test at one time (test) are the same or close to the same when the test is readministered some other time (retest). Test stability is especially important for tests used to make predictions, because these predictions are based heavily on the same assumption that the scores will be stable over time.

### b) Equivalence

Equivalence also called equivalent-forms reliability is the degree to which two similar forms of a test produce similar scores from a single group of test takers. The two forms measure the same variable; have the same number of items, the same structure, the same difficulty level, and the same direction for administration, scoring, and interpretation.

### c) Equivalence and stability

This form of reliability combines equivalence and stability. If the two forms of the test are administered at two different times (the best of all possible worlds), the resulting coefficient is referred to as the coefficient of stability and equivalence. In essence, this approach assesses stability of scores over time as well as the equivalence of the two sets of items. Because more sources of

measurement error are present, the resulting coefficient is likely to be somewhat lower than a coefficient of equivalence or a coefficient of stability.

d) Internal consistency reliability

Internal consistency reliability is the extent to which items in a single test are consistent among themselves and with the test as a whole. It is obtained through three different approaches: split-half, Kuder-Richardson, or Cronbach's alpha. Each provides information about items in a single test that is taken only once. Because internal consistency approaches require only one test administration, some sources of measurement errors, such as differences in testing conditions, are eliminated.

e) Scorer/rater reliability

Reliability also must be investigated when scoring tests. Subjectivity occurs when a single scorer over time or different scorers do not agree on the scores of a single test.

3. Difficulty Level

According to Brown (2004), A good test is a test which is not too easy or too difficult for students. It should give optional answer that can be chosen by students and not too far by the key answer. Very easy items are to build in some affective feelings of "success" among lower ability students and to serve as warm up items, and very difficult items can provide a challenge to the highest-ability students. It makes students know and record the characteristics of teacher's test if the test given always comes to them too easy and difficult. In addition, according to Arikunto (2006), the test should be standard and fulfill the characteristics of a

good test. The number that shows the level difficulty of a test can be said as difficulty index. In this index there are minimum and maximum scores.

## **1. Test**

### **a. The definition of test**

According to Brown (2004:3) “a test is a method of measuring a person’s ability, knowledge or performance in a given domain”. By this definition, Brown wants to highlight on the term testing as a way or method in which people’s intelligence and achievement are being explored. Testing becomes the important method to check many requirements or competency in some fields like medicine, law, sport, and government. Yet, in teaching and learning process, the term testing is little bit different from those kinds of test. Related to the term of testing, people commonly think that assessment is the same method as testing. They are still confused and consider that testing and assessment are synonymous.

### **a. Types of assessment and testing**

According to Brown (2004:5) there are two types of assessment, informal and formal assessment. Informal assessment can take a number of forms starting from incidental, unplanned comments and responses, along with coaching and other impromptu feedback to the student. In this type of assessment, teachers record students’ achievement by some techniques that are not systematically made. In addition Brown (2004:5) states that “Teachers can memorize what students do in the classroom based on their learning activity. Whereas, formal assessment are exercises or procedures specifically designed to tap into a storehouse of skills and knowledge”. Different from informal assessment, this

type of assessment is intentionally made by teacher to get students' score to know their achievement. This assessment is done by teachers by making standard and official based on the rule.

According to Brown (2004), Two functions of assessment that usually occur in the classroom based are formative and summative assessment. Formative assessment intends to evaluate students in the process of forming their competencies and skills with the goal of helping them to continue that growth process. This formative assessment usually occurs during teaching and learning process in the classroom. It is done by the teachers to know directly students' achievement. This assessment is conducted to build and grow up students understanding and skills during the process. In addition Hughes (2005) explains that assessment is formative when teachers use it to check on the progress of their students, to see how they have mastered what they should have learned, and then use this information to modify their future teaching plans. Summative assessment, then, aims to measure, or summarize, what students have grasped, and typically occurs at the end of a course or unit of instruction. It is used in the end of the term, semester, or year in order to measure what have been achieved by pupils. This type of assessment is used by the teachers to measure and evaluate what students achieved during the process of teaching and learning in classroom. Final exams are the example of this test. In short, formative assessment is done in the middle of the semester in the process of teaching and learning, but summative is done in the end of the semester. The object of this study is final test of first



semester, so this kind of test is formal assessment with the function of summative assessment.

There are four types of test according to Arthur Hughes. There are:

a. Proficiency Test

According to J.B. Heaton proficiency test is concerned simply with measuring a student's control of the language in the light of what he or she will be expected to do with it in the future performance of a particular task.

Brown (2004) explained that a proficiency test is not limited to any one course, curriculum, or single skill in the language; rather, it tests overall ability. Proficiency test have traditionally consisted of standardized multiple choice item on grammar, vocabulary, reading comprehension, and aural comprehension. Proficiency test are almost always summative and norm-referenced. They provide results in the form of single score(or at best two or three subscores, one of each section of a test).

Proficiency tests are kinds of tests designed to measure people's ability in a language, regardless of any training they may have had in that language. The content of a proficiency test is not based on the content or objectives of language courses that people taking the test may have followed. Rather, it is based on a specification of what candidates have to be able to do in the language in order to be considered proficient. Proficiency tests are often used for placement or selection.

b. Achievement Test

As its name reflected, the purpose of achievement test is to establish how successful individual students, groups of students, or the courses themselves have been in achieving objectives. Brown (2004:47) stated that “an achievement test is related directly to classroom lessons, units, or even a total curriculum”. Achievement test may be used for program evaluation as well as for certification of learned competence. It follows that such tests normally come after a program of instruction and that the components or items of the tests are drawn from the content of instruction directly. Thus it can be inferred that achievement tests are used to measure the extent of learning in a prescribed content domain, often in accordance with explicitly stated objectives of a learning program. Achievement tests are also used by teacher to motivate students to study. If students know they are going to face a quiz at the end of the week, or an end of semester achievement test, the effect is often an increase in study time near the time of the test.

According to Arthur Hughes (2005), there are two kinds of Achievement test:

1) Summative Tests (Final achievement tests)

Summative assessments, in contrast, are efforts to use information about students or programs after a set of instructional segments has occurred. Their purpose is to summarize how well a particular student, group of students, or teacher performed on a set of learning standards or objectives. Information obtained from summative assessments is used by teachers to determine grades and to explain reports sent to students and their parents. In summative testing, it is expected that test scores to carry *generalizable* meaning; that is, the score can be

interpreted to mean something beyond the context in which the learner is tested. It is concluded that, summative test is administered at the end of a course of study. They may be written and administered by ministries of education, official examining boards, or by member of teaching institutions. This test is designed to know how succesful students have mastered the previous materials of a long period of course.

## 2) Formative Test (Progress achievement tests)

This is a way of measuring progress would be repeatedly to administer final achievement tests, they are hope to increase scores indicating the progress made. Peter W. Airasian stated that, formative tests take place while interacting with students and focused on making quick and specific decisions about what to do next in order to help students learn. They all rely on information collected through either structured formal activities or informal observations made during the process of instruction.

Formative tests are typically designed to measure the extent to which students have mastered the learning outcomes of a rather limited segment of instruction, such as a unit or a textbook chapter. These tests are similar to the quizzes and unit tests that teachers have traditionally used, but they place greater emphasis on measuring all of the intended outcomes of the unit of instruction, and using the results to improve learning (rather than to assign grades). The result of formative test gives the information about how well students have mastered a particular material. The purpose is to identify the students' learning successes and failures so that adjustments in instruction and learning can be made. The

formative test also determines whether a student has not been mastered the learning tasks being taught, it can be prescribed how to remedy the learning failures.

### **C. Diagnostic Test**

According to Brown (2004) diagnostic test designed to diagnose specified aspects of a language. A test in pronunciation, for example, might diagnose the phonological features of English that are difficult for learners and should therefore become part of a curriculum. Usually, such tests offer a checklist of features for the administrator (often the teacher) to use in pinpointing difficulties. A writing diagnostic would elicit a writing sample from students that would allow the teacher to identify those rhetorical and linguistic features on which the course needed to focus special attention. There is also a difference between a diagnostic test and a general achievement test. Achievement tests analyze the extent to which students have acquired language features that have already been taught; diagnostic tests should elicit information on what students need to work on in the future. Therefore, a diagnostic test will typically offer more detailed subcategorized information on the learner.

In summary, diagnostic tests are designed to diagnose a particular aspect of a language and can be used to check the students' in learning a particular element of the course. For example: it can be used at the end of a chapter in the course book or after finishing one particular lesson.

#### **d. Placement Test**

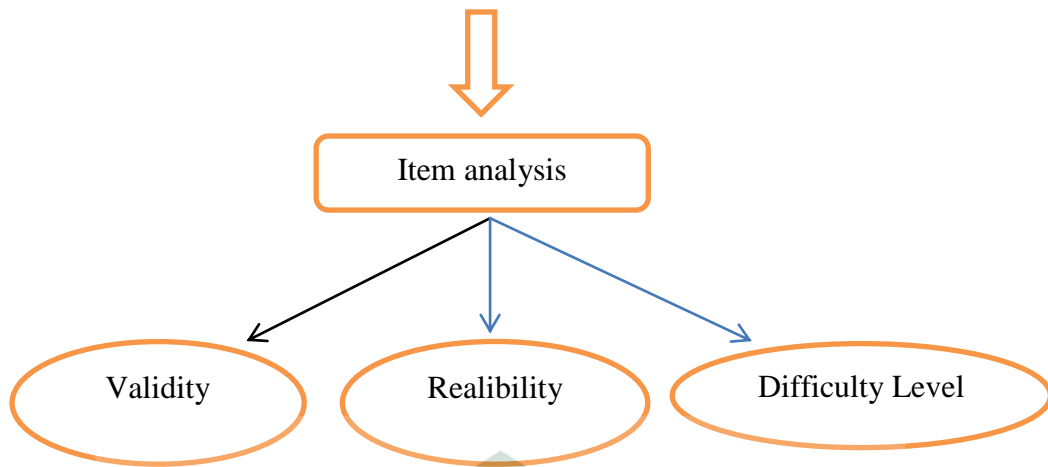
The placement test provides an invaluable aid for placing each student at the most beneficial position in the instructional sequence. The purpose of placement test according to Brown(2004) is to place a student into an appropriate level or section of a language curriculum or school. A placement test typically includes a sampling of material to be covered in the curriculum (that is, it has content validity), and it thereby provides an indication of the point at which the student will find a level or class to be neither too easy nor too difficult, but appropriately challenging.

In summary, placement tests are intended to provide information that will help to place students at the stage or in the part of the teaching learning program that most appropriate with their abilities.



### *C. Theoretical framework*

English Summative  
test



The diagram above shows the framework of the concepts will construct in this research. Summative test is one of the kinds of language assessment. Summative test aims to measure, or summarize, what a student grasped, and typically occurs at the end of a course of unit of instruction. Item Analysis is related to the several items of statistical analysis in analyzing characteristics and features of a test. They consist of validity, reliability, level of difficulty.

### **BAB III**

#### **RESEARCH METHOD**

This chapter, the researcher explains about the research method as a scientific way to obtain data with specific function and purpose. It consists of research design, research subject, research instrument, procedure of collecting data, and technique of data analysis.

##### ***A. Research Design***

This research is a descriptive quantitative research. A descriptive research determines and describes the way things are. It may also compare how sub-groups (such as males and females or experienced and inexperienced teachers) view issues and topics (Gay, 1991). This study is descriptive because it aims to present the validity, Reliability, and difficulty level of the English summative test items for MAN 1 Tanete Bulukumba. Quantitative method used to measure the tests' validity, reliability, and difficulty level. to measure them a resesarcher used some formulas.

##### ***B. Research Subject***

The subject of this research was English summative test items for second grade student of social science class in MAN 1 Tanete Bulukumba academic year 2015/2016 which consists of 10 multiple choice items.

##### ***C. Instrument of the research***

To collect data, researcher needed some instruments, the kind of instrument is documentation. According to Arikunto (2013), there are some objects are considered in obtaining information and one of them is paper or

document. In this research, some documents will be collected and analyzed. They are question test paper, answer sheet and answer key. The explanation of these instruments can be seen as follows:

#### 1. Paper Test Question

It consists of 10 items in multiple choice form. The test pack took from English summative test for second grade student (social science) of MAN 1 Tanete Bulukumba.

#### 2. Answer sheets

This answer sheet used to know the answer distribution. They were analyzed in order to find out the validity, reliability, and difficulty level to answer the problem statement.

#### 3. Answer key

This answer key used as a valid guide in scoring each item.

#### ***D. Procedure of Collecting Data***

To collect the data, the researcher visited the school to ask for the documents. These include the English summative test items and answer key of the English summative test at MAN 1 Tanete Bulukumba to be analyzed.

In the process of writing this research, the researcher did the following steps:

1. Collecting the English summative test items for second grade student of social science of MAN 1 Tanete Bulukumba;
2. Retesting the collected item test to the second grade students of social science class;



3. Analyzing the validity, reliability, and difficulty level of each test item.

### ***E. Technique of Data Analysis***

In order to give clear explanation, the researcher explains the data analysis technique in separating based on the problem statement:

To answer the problem statement number 1 “How is the validity of English summative test for second grade student of MAN 1 Tanete Bulukumba?” the researcher used the validity formula as follows;

$$\text{Validity: } r_{xy} = \frac{N \sum XY - (\sum X)(\sum Y)}{\sqrt{\{N \sum X^2 - (\sum X)^2\} \{N \sum Y^2 - (\sum Y)^2\}}}$$

Where:

$r_{xy}$  : correlation coefficient

$\sum X$  : sum of X

$\sum Y$  : sum of Y

$N$  : number of cases

(Arikunto, 2013:213)

After finding the correlation coefficient by using above pattern, then the result compared with the critical value of product moment adopted from Arikunto (2013:402). Arikunto in Noveria (2015: 46) states that if the result of  $r$  in a test item is higher than table of Product Moment, it means that the item is considered to be valid. In addition, the validity level could be found out by the classification of validity indeks (adopted from Arikunto in Noveria (2012:46) as follows;

**Table 1.** *The validity classification*

THE AMOUNT OF VALIDITY	INTERPRETATION
0.80-1.00	Excellent
0.60-0.80	Good
0.40-0.60	Satisfactory
0.20-0.40	Poor
0.00-0.20	Very Poor

To answer the problem statement number 2 “How is the realibility of English summative test for second grade student of MAN Tanete Bulukumba?” the researcher used the realibility formula as follows;

$$\text{Reliability: } r_{11} = \frac{2xr_{\frac{1}{2}\frac{1}{2}}}{(1+r_{\frac{1}{2}\frac{1}{2}})}$$

Where:

$r_{11}$  : *instrument reliability*

$r_{\frac{1}{2}\frac{1}{2}}$  : The result of validity (  $r_{xy}$  )

(Arikunto, 2013:223)

After finding the correlation coefficient by using above pattern, then the result compared with the critical value of product moment from Arikunto (2013:402). Arikunto in Noveria (2015: 47) also states that if the result of r in a test item is higherthan table of Product Moment, it means that the item is considered to be reliable. In addition, the realibility level could be found out by the classification of realibility indeks (adopted from Tuckman, 1978:163) as follows:

**Table 2.** *The reliability clasification*

THE AMOUNT OF REALIBILITY	INTERPRETATION
$0.00 < r_{11} \leq 0, 20$	Very low
$0.20 < r_{11} \leq 0, 40$	Low
$0.40 < r_{11} \leq 0,60$	Medium
$0.60 < r_{11} \leq 0,70$	High
$0.70 < r_{11} \leq 1$	Very high

To answer problem statement number 3 “How is the difficulty level of English summative test for second grade student of MAN Tanete Bulukumba?” the researcher used the difficulty level formula as follows;

$$P = NP/N$$

P = Indeks of difficulty level

NP = Number of test-takers answering correctly

N = Number of test-takers responding to that item.

(Bachman, 1990:125)

The difficulty level could be found out by the classification of difficulty level indeks (adopted from Zulaeha, 2008:34) as follows:

**Table 3.** *The difficulty level classification*

P	Classification
$P = 0.00$	Too difficult
$0.00 < P \leq 0.30$	Difficult
$0.30 < P \leq 0.70$	Medium
$0.70 < P \leq 1.00$	Easy
$P = 1$	Too easy



## BAB IV

### FINDINGS AND DISCUSSION

This chapter presents the findings and discussions of the analysis related to validity, reliability, and difficulty level of English summative test for second grade student of MAN Tanete Bulukumba.

#### *A. Findings*

The data that used by the researcher in this research is English summative test for second grade student of MAN 1 Tanete Bulukumba academic year 2015/2016. The total number of test items are 10 item multiple choice question. The test was held on February 16<sup>th</sup>, 2015. With the given time 45 minutes.

##### 1. The validity of English summative test

The data of the findings shows that six items of the English summative test were valid and four items were invalid. To be clear, the researcher provides the table that give a brief description about the validity of each item.

**Table 4.** *The validity analysis*

Item	Correlation	Table	Status
1	0	0.344	Invalid
2	0.041	0.344	Invalid
3	0.317	0.344	Invalid
4	0.674	0.344	Valid
5	0.533	0.344	Valid
6	0.585	0.344	Valid
7	0.454	0.344	Valid

8	0.235	0.344	Poor
9	0.769	0.344	Valid
10	0.578	0.344	Valid

There are four columns in the table; the first column provides information about the number of the test. Second column provides information about the result of validity analysis. The third column provides information about the table of critical value of product moment with the level significance 95%. And the fourth column provides information about validity status. Then to get validity of the test the researcher used the Arikunto's pattern (see Appendix 5).

From the table above, it can be seen that the valid items of the test were items number 4, 5, 6, 7, 9, and 10. On the contrary the invalid items were items number 1, 2, 3, and 8. To be clear, the researcher describe each item as follows;

1. Item number 1 is an invalid item since the result of  $r$  was lower than table of Product Moment.
2. Item number 2 is an invalid item since the result of  $r$  was lower than table of Product Moment.
3. Item number 3 is an invalid item since the the result of  $r$  was lower than table of Product Moment.
4. Item number 4 is a valid item since the result of  $r$  was higher than table of product moment.
5. Item number 5 is a valid item since the result of  $r$  was higher than table of product moment.

6. Item number 6 is a valid item because since the result of  $r$  was higher than table of product moment.
7. Item number 7 is a valid item since the result of  $r$  was higher than table of product moment.
8. Item number 8 is an invalid item since the the result of  $r$  was lower than table of Product Moment.
9. Item number 9 is a valid item since the result of  $r$  was higher than table of product moment.
10. Item number 10 is a valid item since the result of  $r$  was higher than table of product moment.

## 2. The reliabilty of English summative test

The data of the findings shows that the English summative test for second grade student of MAN 1 Tanete was reliable since the reliability index was 1.98. This reliability works on the standard index described by Arikunto (2006: 184) who highlights that an item is considered to be reliable if the coefficient correlation of each item is higher or equal to the table of critical value of product moment with the level of significance 95 %. To be clear, the researcher provide the table of realibility analysis as follow;

**Table 5.** *The realibilty analisis*

Correlation	Table	Status

1.98	0.344	Reliable
------	-------	----------

There are three columns in the table; the first column provides information about the correlation. Second column provides information about the table of critical value of product moment with the level significance 95%. And the third column provides information about validity status. Then to get validity of the test the researcher used the product moment + Spearman Brown (see Appendix 6)

### 3. The difficulty Level of English summative test

The data shows that there were four medium items, four easy items, one too easy item, and one difficult item of the test. To be clear, the researcher provides the table that give a brief description about the difficulty level of each item.

**table 6.** *The difficulty level analysis*

Item	P	Classification	Difficulty level
1	1	$P = 1$	Too easy
2	0.88	$0.70 < P \leq 1.00$	Easy
3	0.15	$0.30 < P \leq 0.70$	Medium
4	0.26	$0.30 < P \leq 0.70$	Medium
5	0.76	$0.70 < P \leq 1.00$	Easy
6	0.92	$0.70 < P \leq 1.00$	Easy
7	0.15	$0.30 < P \leq 0.70$	Medium
8	0.42	$0.30 < P \leq 0.70$	Medium
9	0.76	$0.70 < P \leq 1.00$	Easy
10	0.11	$0.00 < P \leq 0.30$	Difficult



There are four columns in the table; the first column provides information about the number of the test. Second column provides information about the result of difficulty level analysis. The third column provides information about the difficulty level classification. And the fourth column provides information about difficulty level status. Then to get the difficulty level of the test the researcher used the formula of Bachman (see Appendix 7).

From the table above, it can be seen that the medium items are question number 3, 4, 7, 8, and 9. The easy items are number 2, 5, 6, and 9. The too easy item is number 1. In addition the difficult item is the question number 10. To be clear, the researcher describes each item as follows;

1. Item number 1 is too easy item because there are 26 students from 26 students who can answer correctly, and the difficulty level of this item is 1 that belongs to too easy item.
2. Item number 2 is easy item because there are 23 students from 26 students who can answer correctly, and the difficulty level of this item is 0.88 that belongs to easy item.
3. Item number 3 is medium item because there are 4 students from 26 students who can answer correctly, and the difficulty level of this item is 0.15 that belongs to medium items.
4. Item number 4 is medium item because there are 7 students from 26 students who can answer correctly, and the difficulty level of this item is 0.26 that belongs to medium item.

5. Item number 5 is easy item because there are 20 students from 26 students who can answer correctly, and the difficulty level of this item is 0.76 that belongs to easy item.
6. Item number 6 is easy item because there are 24 students from 26 students who can answer correctly, and the difficulty level of this item is 0.92 that belongs to easy item.
7. Item number 7 is medium item because there are 4 students from 26 students who can answer correctly, and the difficulty level of this item is 0.15 that belongs to medium item.
8. Item number 8 is medium item because there are 11 students from 26 students who can answer correctly, and the difficulty level of this item is 0.42 that belongs to medium item.
9. Item number 9 is easy item because there are 20 students from 26 students who can answer correctly, and the difficulty level of this item is 0.76 that belongs to easy item.
10. Item number 10 is difficult item because there are 3 students from 26 students who can answer correctly, and the difficulty level of this item is 0.11 that belongs to difficult item.

### ***B. Discussion***

This part is in line with the interpretation of the findings derived from the previous quantitative analysis.

1. The validity of English summative test

Based on the findings, the outcome of the existing data of the test reported that six items of the test were valid and four items were invalid. This fact simply provides us a point about the current condition of the English summative test used for the second grade students at MAN 1 Tanete Bulukumba.

Arikunto in Noveria (2015: 51) points out that an item is stated valid if the coefficient correlation of each item is higher or equal to the table of critical value of product moment with the level of significance 95 %. In line with this, Gay (1981: 110) also states that validity is the degree to which a test measures what it is supposed to measure and, consequently, permits appropriate interpretation of scores.

Hence, the invalid items need to be eliminated or revised and the activity should be truly conducted by the teacher in order to be suitable with normal validity index of a high-quality test. This information should let the test constructor to master the item analysis of the validity with the aim of creating the test items which work on the ability of those items to measure what are supposed to measure.

## 2. The reliability of English summative test

Referring to the result of data elaboration, the result of reliability of these test items by using product moment + Spearman brown showed that the reliability index of the English test items used for the second grade students at MAN 1 Tanete Bulukumba was reliable since the reliability index was 1.98 which was higher than the table value of critical of product moment. This fact simply

provides us a point about the current condition of the English summative test used for the second grade students at MAN 1 Tanete Bulukumba.

Basically, it is the degree to which a test consistently measures whatever it is measuring. It is completely in same assumption with Heaton's point of view (1988: 162) that reliability is the extent to which the same marks or grades are awarded if the same test papers are marked by two or more different examiners or the same examiner on different occasion. Shortly, to be reliable, a test must be consistent in its measurement.

#### 1. The difficulty level of English summative test

The data of the findings showed that there were four medium items, four easy items, one too easy item, and one difficult item of the test. This fact simply provides us a point about the current condition of the English summative test used for the second grade students at MAN 1 Tanete Bulukumba.

A good test is a test which is not too easy or vice versa too difficult to students. It should give optional answer that can be chosen by students and not too far by the key answer. Very easy items are to build in some affective feelings of "success" among lower ability students and to serve as warm up items, and very difficult items can provide a challenge to the highest-ability students (Brown, 2004:59). It makes students know and record the characteristics of teacher's test if the test given always comes to them too easy and difficult. Thus, the test should be standard and fulfill the characteristics of a good test. The number that shows the level difficulty of a test can be said as difficulty index (Arikunto, 2006:207).

In addition, the researcher realize that this research contains a weakness. Since it is a descriptive research which analized an English summative test related to the validity, realibility, and difficulty level of English summative test, this research will be more usefull if the researcher help the teacher redesign the unvalid and unrealible items of the English summative test.



## CHAPTER V

### CONCLUSION AND SUGGESTION

This chapter concludes the findings and the discussion followed by some remarks the researcher would like to share. Some suggestions are also proposed after the concluding remarks.

#### A. Conclusion

##### 1. The validity

Based on the findings and discussion, the researcher concludes that there were six valid items and four invalid items of English summative test for second grade student of MAN Tanete Bulukumba. the valid items of the test were items number 4, 5, 6, 7, 9, and 10. On the contrary the invalid items were items number 1, 2, 3, and 8.

##### 2. The reliability

Based on the findings and discussion, the researcher concludes that English summative test for second grade of MAN 1 Tanete test was reliable because the reliability index was 1.98 which was higher than the table of critical value of product moment with level significance 95%.

##### 3. Difficulty level

Based on the findings and discussion, the researcher concludes that the difficulty level of English summative test for second grade student of MAN 1 tanete bulukumba showed there were four medium items, four easy items, one too easy Item, and one difficult item. the medium items are question number 3, 4,

7, 8, and 9. The easy items are number 2, 5, 6, and 9. The too easy item is number 1. In addition the difficult item is the question number 10

### **B. Suggestion**

Concerning with the result of this research, the researcher would like to give the following suggestions:

1. The teachers at MAN 1 Tanete Bulukumba must give more concern in designing test in order that the function of test to measure what should be measured can run as well;
2. To construct an ideal test, the teachers at MAN 1 Tanete Bulukumba should master the knowledge of language testing and make time for constructing the test items;
3. Before applying the test to the students, each item of the test should be analyzed, reviewed and tried out by the teacher to have a valid and reliable test;
4. As the finding of the English summative test for the first year student at MAN 1 Tanete Bulukumba, the item which was found not valid and the kind of test which was not reliable should be revised or even removed by the teacher;
5. As many students of university conducted teaching practice at MAN Tanete bulukumba, the teachers of each subject especially for English subject should guide and monitor the process of students' teaching until test designing; and
6. The test which is used for several times should be adapted and the teachers have to make some necessary changes before reusing it in order to deal with the current condition.

## BIBLIOGRAPHY

- Ani, L. I. "An Item Analysis on The Difficulty Level of an English Summative Test for Second Grade of SMP Muhammadiyah 29 Cinangka-Sawangan Depok". <http://echo.edres.org:8080/.pdf>(27November 2015)
- Arikunto, S. *Dasar-Dasar Evaluasi Pendidikan*. Jakarta: Bumi Aksara, 2013.
- Dasar-dasar Pemikiran Pendidikan*. Jakarta: Bumi Aksara, 2003.
- Bachman, L.F. *Fundamental Considerations in Language Testing*. London: Oxford University Press, 1990.
- Brown, H. D. *Language assessment(principles and classroom practices)*. San Francisco, California. Longman, 2004.
- Caldwell, Schudt. *Comprehension Assessment*. Guilford.2008.
- Gay, L. R., Mills, Geoffrey E., dkk.*Educational Research*. Pearson Merrill Prentice Hall, 1991.
- Gay, R.L. *Educational Research; Competencies for Analysis & Application*. Eight Edition; Barkeley: The Lehigh Press, 2006.
- Guilford, J.P. *Fundamental Statistics in Psychology and Education*. New York: Mc Grew-Hill Book Co. Inc, 1956.
- Handayani. "An Analysis of English National Final Exam (UAN) For Junior High School viewed from School-Based Curriculum (KTSP)". <http://www.umaryland.edu/ananalysis>(28October 2015)
- Heaton, J.B. *Writing English Language Tests*. London: Longman Group, 1988.
- Hughes, A. *Testing for Language Teachers*. 2<sup>nd</sup> Ed. London: Cambridge University Press, 2005.
- Madsen, H .S. *Techniques in Testing*. Oxford University Press, 1983.
- Mehrens, W and Lehmen, I.J. *Measurement and Evaluation in Educational and Psychology*. New York: Halt Rinehart and Winston, 1984.
- Mitra, N. K. "The Levels Of Difficulty And Discrimination Indices In Type A Multiple Choice Questions Of Pre-clinical Semester 1 Multidisciplinary Summative Tests". <https://www.scribd.com/The Levels Of Difficulty And>



Discrimination Indices In Type A Multiple Choice Questions Of Pre-clinical Semester 1 (12 September 2015)

Mustami, K. *Metodologi penelitian pendidikan.1<sup>st</sup> Ed.* Yogyakarta: Aynat Publishing, 2015.

Nafsah, S. "An Analysis of English Multiple Choie Question (MCQ) Test of 7<sup>th</sup> Grade at SMP Buana Waru Sidoarjo". *jurnalonline.um.ac.id/.../artikelB892F6D8EDAF8C7BA9ED2CD1837F79C.pdf*.(12 September 2015)

Nurgiyantoro, B. *Penilaian Pembelajaran Bahasa; Berbasis Kompetensi.* Cet. I; Yogyakarta: BPFE-Yogyakarta, 2010.

Salwa, A. "The validity, Realibility, Level of Difficulty, and Appropriateness of Curriculum of the English TEST".<http://www.experiment-resources.com/validity-and-reliability.html>. (12September 2015)

Santos, H. "Tingkat Kesukaran dan Daya Beda Ujian Akhir Semester (UAS) Bahasa Indonesia di SMA Negeri 1 Batu Tahun Ajaran 2011/2012". *eprints.umk.ac.id/2477/1/.pdf*.(13 September 2015)

Tuckman, B. W. *Measuring Educational Outcomes Fundamentals of Testing.* New York: Harcourt Brace Javanovich Inc, 1975.

Zulaiha, Rahmah. *Analisis Soal Secara Manual.* Departemen Pendidikan Nasional Badan Penelitian dan Pengembangan Pusat Penilaian Pendidikan. Jakarta: PUSPENDIK, 2008.

ULANGAN UMUM SEMESTER GANJIL TAHUN AJARAN  
2015/2016

MATA PELAJARAN : Bahasa Inggris  
KELAS : XI (IPS)  
WAKTU : 90 menit

---

How to Make an Ice Cream

Ingredients: 2 cups heavy cream  
1 cup whole milk  
2/3 cup sugar  
1 teaspoon vanilla extract

Steps:

- 1) First, mix the ingredients
- 2) Second, heat until the sugar is dissolved
- 3) Third, chill the mixture in the refrigerator
- 4) Next, freeze the ice cream in an ice cream maker
- 5) After that, add chopped chocolate bar
- 6) Finally, finish freezing the ice cream

Choose the correct answer of the question 1-3 based on the text!

1. what is the type of the text?
  - a. Report text
  - b. Narrative text
  - c. Procedural text
  - d. Argumentation text
2. How many ingredients we need in making an ice cream?
  - a. 1
  - b. 2
  - c. 2/3
  - d. 4
3. what should we do after freezing the ice cream?
  - a. mix the ingredients
  - b. finish freezing the ice cream
  - c. heat until the sugar is dissolved
  - d. add chopped chocolate bar
4. A: There will be a party at my house tonight. Would you like to come?  
B: I'd love to, but I have an appointment with my colleague.

From the dialogue we know that the second speaker.....the invitation.

- a. Gives
- b. Declines
- c. Takes
- d. Enjoys

5. Receptionist: Can I help you?

Visitor: Yes, I would like to make reservation. Is it possible to get two double rooms for next month?

Receptionist: of course, may I know your name address please?

Where does the dialogue take place?

- a. Office
- b. Hospital
- c. Hotel
- d. Restaurant

6. Tomi: Hi Andi, what about going to Agung's birthday party tonight?

Andi: I'm afraid I can't. I am going to somewhere with Serli.

The underlined sentence is used to.....

- a. Decline invitation
- b. Ask for apology
- c. Ask for permission
- d. Invite someone

7. Student: .....to carry these books to your room sir?

Teacher: No, thanks. I can do it myself.

- a. Do you want
- b. May I help you
- c. Do you mind
- d. Can you help

8. Boddy: .....you will do your best in the competition this season.

Brenda: well, everybody expects that, and i certain about it anyway.

- a. I believe
- b. It's a pity
- c. I congratulate
- d. It's nothing

9. A: What should we do to receive our selling target?

B: I think....

- a. I have no idea
- b. We should increase our promotion
- c. Your idea is not good
- d. We don't need to promote it

10. Ryan: I've got a toothache.

Fira: You....go to the dentist.

- a. Had better
- b. Should not
- c. Would not
- d. Will not



APPENDIX 2

ANSWER KEY

- 1. C
- 2. D
- 3. D
- 4. B
- 5. C
- 6. D
- 7. B
- 8. A
- 9. B
- 10. A



### APPENDIX 3

### THE LIST OF STUDENT AND STUDENT SCORING

NO	NAMA	1	2	3	4	5	6	7	8	9	10	SKOR TOTAL
1	Serli	1	1	0	0	1	1	0	1	1	0	6
2	Azhar	1	1	0	1	1	0	1	1	1	1	8
3	khairun annisa	1	1	0	0	1	1	0	0	1	0	5
4	ega anggraeni	1	1	0	0	1	1	0	0	1	0	5
5	Almayani	1	1	0	1	1	1	0	0	1	0	6
6	desi ika susanti	1	1	0	1	1	1	0	0	1	0	6
7	Megawati	1	1	0	1	1	1	0	0	1	0	6
8	ummul miratul	1	1	0	1	1	1	0	0	1	0	6
9	sakti akmar	1	1	0	0	0	1	0	1	0	0	4
10	a. Ismail	1	0	0	0	1	1	0	1	0	0	4
11	Eril	1	1	0	0	0	1	0	0	0	0	3
12	cece afrilia	1	1	0	0	1	1	0	0	1	0	5
13	Haerul	1	1	0	0	1	1	0	0	1	0	5
14	Erdi	1	1	0	0	0	1	0	1	0	0	4
15	Hanisa	1	1	0	0	1	1	0	0	1	0	5
16	Heriantosetiawan	1	1	0	0	1	1	0	0	1	0	5
17	jusniati dahlan	1	1	0	0	1	0	0	1	1	0	6
18	Jumriati	1	1	1	0	1	1	0	1	1	0	7
19	yuliana ningsih	1	1	1	0	1	1	0	1	1	0	5
20	Irna	1	1	0	0	1	1	0	1	1	0	7
21	rian afandi	1	1	0	0	1	1	0	0	1	0	5
22	Rezki	1	1	0	0	1	1	0	1	0	0	5
23	muh. Amir	1	1	0	0	1	1	1	1	0	0	6
24	serli oktaviani	1	1	0	0	0	1	1	0	1	0	5
25	sri ningsih	1	0	1	1	0	1	1	0	1	1	6
26	widia astuti	1	0	1	1	0	1	0	0	1	1	6
	JUMLAH	26	23	4	7	20	24	4	11	20	3	Y=141

## APPENDIX 4

## DATA ANALISIS

NO	Y	Y <sup>2</sup>	XY1	XY2	XY3	XY4	XY5	XY6	XY7	XY8	XY9	XY10
1	6	36	6	6	0	0	6	6	0	6	6	0
2	8	64	8	8	0	8	8	0	8	8	8	8
3	5	25	5	5	0	0	5	5	0	0	5	0
4	5	25	5	5	0	0	5	5	0	0	5	0
5	6	36	6	6	0	6	6	6	0	0	6	0
6	6	36	6	6	0	6	6	6	0	0	6	0
7	6	36	6	6	0	6	6	6	0	0	6	0
8	6	36	6	6	0	6	6	6	0	0	6	0
9	4	16	4	4	0	0	4	4	0	4	0	0
10	4	16	4	0	0	0	4	4	0	4	0	0
11	3	9	3	3	0	0	0	3	0	0	0	0
12	5	25	5	5	0	0	5	5	0	0	5	0
13	5	25	5	5	0	0	5	5	0	0	5	0
14	4	16	4	4	0	0	0	4	0	4	0	0
15	5	25	5	5	0	0	5	5	0	0	5	0
16	5	25	5	5	0	0	5	5	0	0	5	0
17	6	14	6	6	0	0	6	0	0	6	6	0
18	7	49	7	7	7	0	7	7	0	7	7	0
19	5	25	5	5	5	0	5	5	0	5	5	0
20	7	49	7	7	0	0	7	7	0	7	7	0
21	5	25	5	5	0	0	5	5	0	0	5	0
22	5	25	5	5	0	0	5	5	0	5	0	0
23	6	14	6	6	0	0	6	6	6	6	0	0
24	5	25	5	5	0	0	0	5	5	0	5	0
25	6	36	6	0	6	6	0	6	6	0	6	6
26	6	36	6	0	6	6	0	6	0	0	6	6
$\Sigma$	141	749	141	125	24	44	113	127	25	62	115	20

X1	X2	X3	X4	X5	X6	X7	X8	X9	X10
1	1	0	0	1	1	0	1	1	0
1	1	0	1	1	0	1	1	1	1

1	1	0	0	1	1	0	0	1	0
1	1	0	0	1	1	0	0	1	0
1	1	0	1	1	1	0	0	1	0
1	1	0	1	1	1	0	0	1	0
1	1	0	1	1	1	0	0	1	0
1	1	0	1	1	1	0	0	1	0
1	1	0	0	0	1	0	1	0	0
1	0	0	0	1	1	0	1	0	0
1	1	0	0	0	1	0	0	0	0
1	1	0	0	1	1	0	0	1	0
1	1	0	0	1	1	0	0	1	0
1	1	0	0	0	1	0	1	0	0
1	1	0	0	1	1	0	0	1	0
1	1	0	0	1	1	0	0	1	0
1	1	0	0	1	0	0	1	1	0
1	1	1	0	1	1	0	1	1	0
1	1	1	0	1	1	0	1	1	0
1	1	0	0	1	1	0	0	1	0
1	1	0	0	1	1	0	1	0	0
1	1	0	0	1	1	1	1	0	0
1	1	0	0	0	1	1	0	1	0
1	0	1	1	0	1	1	0	1	1
1	0	1	1	0	1	0	0	1	1
26	23	4	7	20	24	4	11	20	3
X1	X2	X3	X4	X5	X6	X7	X8	X9	
=	=	=	=	=	=	=	=	=	X10
26	23	4	7	20	24	4	11	20	= 3

Notes: X= scor item each number

Y= total score



APPENDIX 5  
VALIDITY ANALISIS

The result of validity for item number 10

$$N=26 \qquad xy=20$$

$$x=3 \qquad x^2=9$$

$$y=141 \qquad y^2=19881$$

$$r_{xy} = \frac{N \sum XY - (\sum X)(\sum Y)}{\sqrt{\{N \sum X^2 - (\sum X)^2\} \{N \sum Y^2 - (\sum Y)^2\}}}$$

$$r_{xy} = \frac{26 \cdot 20 - 3 \cdot 141}{\sqrt{\{26 \cdot 9 - (3)^2\} \{26 \cdot 19881 - (141)^2\}}}$$

$$r_{xy} = \frac{520 - 423}{\sqrt{\{78 - 9\} \{26 \cdot 19881 - 19881\}}}$$

$$r_{xy} = \frac{97}{\sqrt{69 \cdot 407}}$$

$$r_{xy} = \frac{97}{\sqrt{28083}} = \frac{97}{167.6} = 0.58$$

APPENDIX 6  
RELIABILITY ANALISIS

NO	NAMA	Skor total	x	Y	x <sup>2</sup>	Y <sup>2</sup>	XY
1	Serli	6	3	3	9	9	81
2	Azhar	8	4	4	16	16	256
3	khairun annisa	5	3	2	9	4	36
4	ega anggraeni	5	3	2	9	4	36
5	Almayani	6	3	3	9	9	81
6	desi ika susanti	6	3	3	9	9	81
7	Megawati	6	3	3	9	9	81
8	ummul miratul	6	3	3	9	9	81
9	sakti akmar	4	2	2	4	4	16
10	a. Ismail	4	2	2	4	4	16
11	Eril	3	1	2	1	4	4
12	cece afrilia	5	3	2	9	4	36
13	Haerul	5	3	2	9	4	36
14	Erdi	4	1	3	1	9	9
15	Hanisa	5	3	2	9	4	36
16	herianto setiawan	5	3	2	9	4	36
17	jusniati dahlan	6	3	3	9	9	81
18	Jumriati	7	4	3	16	9	144
19	yuliana ningsih	7	4	3	16	9	144
20	Irna	6	3	3	9	9	81
21	rian afandi	5	3	2	9	4	36
22	Rezki	5	2	3	4	9	36
23	muh. Amir	6	3	3	9	9	81
24	serli oktaviani	5	2	3	4	9	36
25	sri ningsih	6	4	2	16	4	64
26	widia astuti	6	3	3	9	9	81
	<b>JUMLAH</b>		74	68	226	186	1706

X = The Odd Number: 1, 3, 5, 7, 9

Y = The Even Number: 2, 4, 6, 8, 10

Analysis With product moment + Spearman Brown formula:

$$r_{xy} = \frac{N \sum XY - (\sum X)(\sum Y)}{\sqrt{\{N \sum X^2 - (\sum X)^2\} \{N \sum Y^2 - (\sum Y)^2\}}}$$

$$r_{xy} = \frac{26.1706 - 74.68}{\sqrt{\{26.226 - (74)^2\} \{26.186 - (68)^2\}}}$$

$$r_{xy} = \frac{4.4356 - 5.032}{\sqrt{\{5876 - 5476\} \{4836 - 4624\}}}$$

$$r_{xy} = \frac{39.324}{\sqrt{400 * 212}}$$

$$r_{xy} = \frac{39.324}{\sqrt{84.800}} = \frac{39.324}{291.20} = 135.04$$

The result is only a part of the test. To get r for the whole test, the researcher used Spearman Brown's formula, as follow:

$$r_{11} = \frac{2 \cdot r_{\frac{1}{2}\frac{1}{2}}}{(1 + r_{\frac{1}{2}\frac{1}{2}})}$$

$$r_{11} = \frac{2 * 135.04}{(1 + 135.04)}$$

$$r_{11} = \frac{270.08}{136.04}$$

$$r_{11} = 1.98$$

The result of reliability by using split-half method is **1.98**.

## APPENDIX 7

## DIFFICULTY LEVEL ANALISIS

Difficulty level analisis of each items

$$P = NP/N$$

P = Indeks of difficulty level

NP = Number of test-takers answering correctly

N = Number of test-takers responding to that item.

$$1. P = 26/26 = 1$$

$$2. P = 23/26 = 0.88$$

$$3. P = 4/26 = 0.15$$

$$4. P = 7/26 = 0.26$$

$$5. P = 20/26 = 0.76$$

$$6. P = 24/26 = 0.92$$

$$7. P = 4/26 = 0.15$$

$$8. P = 11/26 = 0.42$$

$$9. P = 20/26 = 0.76$$

$$10. P = 3/26 = 0.11$$

Item	P	Classification	Difficulty level
1	1	$P = 1$	Too easy
2	0.88	$0,70 < P \leq 1,00$	Easy
3	0.15	$0,30 < P \leq 0,70$	Medium
4	0.26	$0,30 < P \leq 0,70$	Medium
5	0.76	$0,70 < P \leq 1,00$	Easy
6	0.92	$0,70 < P \leq 1,00$	Easy
7	0.15	$0,30 < P \leq 0,70$	Medium
8	0.42	$0,30 < P \leq 0,70$	Medium
9	0.76	$0,70 < P \leq 1,00$	Easy
10	0.11	$0,00 < P \leq 0,30$	Difficult

APPENDIX VIII  
DOCUMENTATION



**CURRICULUM VITAE**

Muspira Humaerah was born on January 12, 1993 in Balleanging, South Sulawesi. Born as the second child in her family with one elder sister, Indra Listyani. She spent her childhood studying in SD 61 Balleanging from 1999 to 2005 and continued to MTsN 410 Tanete 2005 to 2008. Then, she took her senior high school in MAN Tanete Bulukumba from 2008 to 2011. In 2012, she chose to continue her education in UIN Alauddin Makassar and to major in English Education Department. During her study in UIN, she has been actively involved in students association and English community. They are; HMJ PBI UIN Alauddin Makassar (Students Association of English Education Department) and NGC, an English community in Makassar.

