


USING SNAKE AND LADDER GAMES IN TEACHING SPEAKING TO THE SECOND YEAR STUDENTS OF SMAN 1 TAKALAR



A Thesis

Submitted in Partial Fulfillment of the Requirement for the Degree of
Sarjana Pendidikan in English Education Department of
Tarbiyah and Teaching Science Faculty of
UIN Alauddin Makassar

UNIVERSITAS ISLAM NEGERI
ALAUDDIN
MAKASSAR

By:

MUHAMMAD FAJAR SIDIQ

Reg. Number: 20400112056

**ENGLISH EDUCATION DEPARTMENT
TARBIYAH AND TEACHING SCIENCE FACULTY
ALAUDDIN STATE ISLAMIC UNIVERSITY
MAKASSAR
2016**

PERNYATAAN KEASLIAN SKRIPSI

Mahasiswa yang bertanda tangan di bawah ini:

Nama : Muhammad Fajar Sidiq

NIM : 2040112056

Tempat/Tgl. Lahir : Makassar, 25 Juli 1993

Jurusan : Pendidikan Bahasa Inggris

Fakultas : Tarbiyah dan Keguruan

Alamat : Parambambe Kec. Galesong Kab. Takalar

Judul : *Using Snake and Ladder Game in Teaching Speaking to the Second Year Students of SMAN.1 Takalar*

Menyatakan dengan sesungguhnya dan penuh kesadaran bahwa skripsi ini benar adalah hasil karya sendiri. Jika di kemudian hari terbukti bahwa ia merupakan duplikat, tiruan, plagiat, atau dibuat oleh orang lain, sebagian atau seluruhnya, maka skripsi dan gelar yang diperoleh karenanya batal demi hukum.

UNIVERSITAS ISLAM NEGERI

ALA UDDIN
MAKASSARA

Takalar, 15 Maret 2016

Penyusun



MUHAMMAD FAJAR SIDIQ

NIM. 2040112056

PERSETUJUAN PEMBIMBING

Pembimbing penulisan skripsi saudara **Muhammad Fajar Sidiq**, NIM:

2040112056, mahasiswa Jurusan Pendidikan Bahasa Inggris pada Fakultas Tarbiyah dan Keguruan UIN Alauddin Makassar, setelah meneliti dan mengoreksi secara skripsi berjudul, **“Using Snake and Ladder Games in Teaching Speaking to the Second Year Students of SMAN.1 Takalar”**, memandang bahwa skripsi tersebut telah memenuhi syarat-syarat ilmiah dan dapat disetujui untuk diajukan ke sidang munaqasyah.

Demikian persetujuan ini diberikan untuk diproses lebih lanjut.

Makassar, 22 Maret 2016

Pembimbing I

Pembimbing II


Prof. Hamdan Juhannis. M.A. Ph.D.
NIP. 19701231 199603 1 005


Dr. H. Abd. Muis Said. M.Ed.
NIP. 19651231 199003 1 024

PENGESAHAN SKRIPSI

Skripsi yang berjudul *"Using Snake and Ladder Games in Teaching Speaking to the Second Year Students of SMAN 1 Takalar"* yang disusun oleh saudara **Muhammad Fajar Sidiq**, Nim: **20400112056**, Mahasiswa Jurusan Pendidikan Bahasa Inggris pada Fakultas Tarbiyah dan Keguruan UIN Alauddin Makassar, telah diuji dan dipertahankan dalam sidang munaqasyah yang diselenggarakan pada hari **Senin, 28 Maret 2016 M** bertepatan dengan **19 Jumadil Akhir 1437 H** dan dinyatakan dapat diterima sebagai salah satu syarat untuk mendapatkan gelar Sarjana Pendidikan (S.Pd.) pada Fakultas Tarbiyah dan Keguruan Program Studi Pendidikan Bahasa Inggris dengan beberapa perbaikan.

Gowa, 28 Maret 2016 M
19 Jumadil akhir 1437 H

DEWAN PENGUJI (SK Dekan No 904 Tertanggal 28 Maret 2016)

Ketua : Sitti Nurpahmi, S.Pd.M, Pd.
Sekretaris : Usman, S.Ag. M, Pd.
Munaqisy I : Dr. Kamsinah, M, Pd.I
Munaqisy II : Dra. St. Azisah, M. Ed. St., Ph.D
Pembimbing I : Prof. Hamdan Juhannis, M.A.Ph.D
Pembimbing II : Dr.H.Abd.Muis Said.M,Ed.

(.....)
(.....)
(.....)
(.....)
(.....)
(.....)

Disahkan oleh:

Dekan Fakultas Tarbiyah dan Keguruan
UIN Alauddin Makassar //



Jr. H. Muhammad Amri, Lc, M.Ag //

NIP. 19730120 200312 1 001

ACKNOWLEDGEMENTS



Alhamdulillah rabbil alamin.

Alhamdulillah Rabbil Alamin, the researcher would like to express his deepest gratitude to the Almighty Allah SWT who has been giving His Mercy, Blessing, Inspiration and Good Health all the time to conduct the writing of this thesis. Salam and Shalawat are delivered to the great prophet Muhammad SAW who has brought human from the darkness to the lightness.

During the writing of the thesis, the researcher received much assistance from a number of people, for their valuable guidance, correction, suggestion, advice and golden support. Without them, the writing of this thesis would never have been possible to complete. Therefore, he would like to express the greatest thanks and appreciation for those people, they are:

1. The researcher's family, his father (**Kaharuddin**) and his mother (**Musyawah**) who have given their endless love, always give support and all of their praying for the researcher. Thank you very much for researcher's grandparents, aunts, uncles, siblings, and cousins who have always reminded the researcher to keep his healthy.
2. **Prof. Dr. H. Musafir Pabbari, M.S.**, as the Rector of UIN Alauddin Makassar.
3. **Dr.H.Muhammad Amri, Lc,M.Ag** as the Dean of Tarbiyah and Teaching Science Faculty of UIN Alauddin Makassar.

4. **Dr. Kamsinah, M.Pd.I.** and **Sitti Nurpahmi, S.Pd.,M.Pd.**, as the Head and Secretary of English Education Department of Tarbiyah and Teaching Science Faculty of UIN Alauddin Makassar.
5. **Prof. Hamdan Juhannis. M.A. Ph.D.** and **Dr. H. Abd. Muis Said. M.Ed.** as researcher's consultants for their enthusiasm in encouraging, immense knowledge in guiding, and their patience to teach the researcher.
6. Researcher's best friends, **Anggun Wicaksono, Wildana, Meidy yuhar Algifari, Aldi Venus, Asdar, Khaeril Amri, and Rustam** for their support and solidarity.
7. **Invincible Three Four 2012** as the best classmate who always support each other. Their laugh is researcher's strength.
8. **EDIT, E-YouC, The Betel** members, seniors and juniors who have been a part of researcher's education life.
9. **KKNPI friends** in Pattani Thailand for their endless support.
10. The researcher also gives his deepest appreciation for everybody who failed to be mentioned. Thanks for being a part of researcher's life.

Takalar, March 10th 2016

Muhammad Fajar Sidiq

TABLE OF CONTENTS

	Page
COVER PAGE	i
PERNYATAAN KEASLIAN SKRIPSI.....	ii
PERSETUJUAN PEMBIMBING	iii
PENGESAHAN SKRIPSI	iv
ACKNOWLEDGMENTS.....	v
TABLE OF CONTENTS.....	vii
LIST OF FIGURES	ix
LIST OF TABLES.....	x
LIST OF APPENDICES	xi
ABSTRACT	xii
CHAPTER I. INTRODUCTION	1
A. Background	1
B. Problem Statement	2
C. Research Objective.....	3
D. Research Significance	3
E. Research Scope	4
F. Operational Definition of Terms	4
CHAPTER II. REVIEW OF RELATED LITERATURE	5
A. Theoretical Description	5
a. Nature Speaking	5
b. Teaching Speaking	15
c. Board Game	25
d. The Snake and Ladder Board Game	28

B. Related Studies	31
C. Theotrical Framework	32
D. Hipotesis	33
CHAPTER III RESEARCH METHOD	34
A. Research Design	34
B. Variable of the Research	35
C. Population and Sample	35
D. Research Instruments	36
E. Procedure of Collecting Data	37
F. Techniques of Data Analysis	38
CHAPTER IV FINDINGS AND DISCUSSIONS.....	46
A. Findings	46
B. Discussions	51
CHAPTER V CONCLUSIONS AND SUGGESTIONS.....	53
A. Conclusions	53
B. Suggestions	54
BIBLIOGRAPHY.....	55
APPENDICES.....	57
CURRICULUM VITAE.....	86

LIST OF FIGURES

Figure	Page
2.1. Theoretical Framework.....	32
3.1. Research Design.....	34



LIST OF TABLES

Table	Page
4.1	The rate percentage of score experiment class in pre-test..... 46
4.2	The rate percentage of score experiment class in pre-test 47
4.3	The rate percentage of score control class in pre-test 48
4.4	The rate percentage of score control class in pre-test 49
4.5	The difference of mean score between pre-test and post-test 50
4.6	The mean score and standard deviation of students' pre-test and post-test 50
4.7	The t-test of the students' pre-test and post-test..... 50



LIST OF APPENDICES

TABLE	Page
1. The Research Instrument (Pre Test)	57
2. The Research Instrument (Post Test).....	57
3. The Score of the Pre Test and Post Test	58
4. The Result of Data Analysis	60
5. Distribution of T-table	68
6. Documentation	72
7. Snake and Ladder Game	74
8. Lesson Plan	75



ABSTRACT

Researcher : **Muhammad Fajar Sidiq**
NIM : **20400112056**
Department : **English Education**
Faculty : **Tarbiyah and Teaching Science**
Title : **Using Snake and Ladder Game in Teaching Speaking to the Second Year Students of SMAN.1 Takalar**
Consultant I : **Prof. Hamdan Juhannis. M.A. Ph.D.**
Consultant II : **Dr. H. Abd. Muis Said. M.Ed.**

This research is about using snake and ladder game to the second year students at SMAN 1 Takalar. The problem statement of this research is How effective is the use of Snake and Ladder Game in teaching speaking skill to the second year students of SMA Negeri 1 Takalar. In addition, this research aims to To identify the effectiveness of using snake and ladder game in improving the second year students' speaking skill at SMA Negeri 1 Talalar. The research designed used was quasi-experimental design. The study was conducted at the second year students of SMAN 1 Takalar in academic year of 2016/2017. The total number of population was 160 students.

The data were analyzed using descriptive statistic (frequency, mean score, and standard deviation) and inferential statistic (independent sample t-test). The research discovers that students' speaking skill improved by Using Snake and Ladder Games by the increase of mean score of experimental class that is 7.65 in the pre-test and 10.85 in the post-test. The significance different between the experimental classed are shown through the collected data from the post-test. The more students were more active in speaking and they were not as shy as before. The result of the t-test also shown that Using Snake and Ladder Games is effective to improve students' speaking skill because the t-test, 7.77, is higher than t-table, 2.03 ($2.06 > 2.04$).

Based on the findings and conclusion formulated in this research study, the following recommendations are hereby proposed. Using snake and ladder game is effectiveness in teaching speaking. English teachers may use Snake and Ladder Game for a better speaking class.

CHAPTER I

INTRODUCTION

A. Background

There are some problems in teaching English in classroom, especially that are related to productive skills, namely speaking skill. There are many students cannot speak well, because they seldom practice their English in speaking class. They feel afraid to make mistakes in speaking English. It makes the students prefer to be quite or not active in speaking in class. The problem can indicate that the students find it difficult to use the foreign language because they have low motivation to practice English in daily conversation. They are also too shy and afraid to take part in conversation. Many factors can cause the problem of the students. This will be serious problem if teachers cannot solve the problem faster.

To overcome this problem, the teachers need to find the effective way to teach speaking. The teachers should create a media to make students speak up. Many media can be used including games because many researches said that this media is effective to use in teaching speaking. Using game for teaching speaking will be effective way to make student speak up and speak well. Because the material of English subject is very varied so the teachers are obligated to choose the suitable approach, strategy and media in order to achieve the teaching purposes easily, and the media will make students to be more motivated to study.

The teacher can use board game as media in teaching and learning process. According to Hornby (1995:486) games is an activity that you do to have some fun. The board game in this case is snake and ladder.

Snakes and ladders games is one of games that can be used in teaching speaking. Using that game will help to improve speaking ability. Using game will make the student interest to the lesson. Snake and ladder game is fun game to do in class. Snake and ladder games is a children's game that is played by two or more on a square board with 100 numbered squares.

The aim of this game is makes students confidence to speak English and vanish their feeling about afraid to speak up. Therefore the students can speak as well. The important of this activity that the ritual is observed and no-one, including the teacher, speaks out of turn because students are the people who need the practice, not the teacher (Harmer, 1998).

Based on the reason above, the writer is interested in explaining a media in teaching English, the media is snake and ladder games. This is one way to use for teaching speaking skill. This game needs the speaker to be active. Teacher can help the students speak up by using snake and ladder games. By using snake and ladder games, it can be easy students to practice English in speaking.

B. Research Question

The lack of speaking in English at school especially in SMAN 1 Takalar is the main problem from the experiences of the researcher. In order to enable the researcher to elaborate the main problem, the research question is formulated as

follow: “How effective is the use of Snake and Ladder Games in teaching speaking skill to the second year students of SMAN 1 Takalar?”

C. Research Objective

This study aims at improving students speaking skill for the second students of SMAN 1 Takalar. The specific objective of this current research is: “To identify the effectiveness of using snake and ladder games in improving the second year students’ speaking skill at SMAN 1 Talalar.”

D. Research Significance

This research contributes significance both theoretically and practically. The researcher hopes that these contributions can become the benefits for the researcher and all the people as well.

1. Theoretical Significance

First contribution to this research is theoretical significance. This significance of the research can contribute one more theory of how effective using snake and ladder games towards the teaching and learning process, especially to speaking skill.

2. Practical Significance

Second contribution to this research is practical significance. There are many practical significances of the research which can be useful for students, teachers, and for the next researchers. First, for the students, this research will be about using snake and ladder games where the researcher will conduct the model in learning so it will bring the excitement in the class. Second, for the teachers, this research will offer the information to the significance of the using snake and ladder games. Third, for the

next researcher, this research can be the reference of his or her that related to the research.

E. Research Scope

This research was about the use of snake and ladder games in speaking skill. In this research, the researcher focused on three criteria. The speaking criteria chosen for this research are accuracy, fluency and comprehensibility. For the place, the research will be conducted at SMAN 1 Takalar. For the subject, the second students of SMAN 1 Takalar will be the subject to this research. The method that will be used in this research is Quasi Experimental Design, Nonequivalent Control Group Design.

F. Operational Definition of Terms

Snake and Ladder Games is a children's game that is played by two or more on a squared board with 100 numbered squared (Aisyah Novita Permatasari;2014). On some squares or box, there are ladders and snakes. The objective is to reach the end of the board.

Snake and Ladder Games that will be conducted by the researcher is one of games that can be used in teaching speaking. Using that game will help to improve speaking ability. Using this game will make the student interest to the lesson. One of the interest games is snakes and ladders games. Snakes and ladders games is kind of simple game and it have been familiar in student second years at Senior High School.

Speaking is a productive skill that can be directly and empirically observed, those observation are invariably colored by the accuracy and effectiveness of the test takers' listening skill, which necessarily compromises the reliability and the validity of an oral production test (Brown, 2004).

CHAPTER II

REVIEW OF RELATED LITERATURE

This chapter outlines about the related findings, theoretical description, related studies learning, theoretical frameworks, and hypothesis.

A. Theoretical Description

1. The Nature of Speaking

a. Definition of Speaking

There are many definitions around speaking have been proposes by language theorists. According to the some language theorists that the researcher found in Arintika Devi Wulandari thesis :

Johnson and Morrow (1981:70) state that speaking which is popular with the term „oral communication“ is an activity involving two or more people in which hearers and speakers have to react to what they hear and their contributions at speed of a high level. They are the speaker, the hearer, and the message. Between the speakers and the hearers should agree on the message or meaning being talked through acceptable language.

Turk (2003:9) defines speaking as the direct route from one mind to another, and is the way we usually choose when we want to ask question, or give explanation. The information is more easily understood through speech than through writing. The

speaker can express their idea easily because by using spoken language the speaker can use verbal or non-verbal expressions to emphasize meaning.

Harmer (2001:269) defines speaking ability as the ability to speak fluently presupposed not only knowledge of language features, but also the ability to process information and language “on the spot”. It happens in the real situation and has little time for detailed planning. Therefore, the fluency is required to reach the goal of the conversation.

In a communicative, pragmatic view of the language classroom, speaking and speaking skill are closely interrelated. In a classroom, students will respond to the researcher after listening to some information (Brown, 2001:267). In addition, Channey (1998) in Kayi (2006) adds that speaking is the process of building and sharing the meaning through the use of verbal and non-verbal symbols in a variety of contexts. Speaking is more complex because it includes both a command of certain skills and several different types of knowledge.

Canale and Swain (1980) in Richards (2002:206-207) propose that communicative competences include grammatical competence, discourse competence, sociolinguistic competence, and strategic competence.

Thornbury and Slade (2006) state that it refers on how contextual and cultural factors are realized through language or what is expected socially and culturally by the users of the language.

Brown (1994) in Richards and Renandya (2002:208) states that strategic competence is how the learners manipulate the language in order to meet the communicative goal.

According some language theorists in Dwi Nurul Fajariyah thesis :

New Webster Dictionary (1994: 932) states that speaking is an act to express idea, feelings, and thought orally. It is also called oral communication. According to Syakur (1987: 5), speaking is a complex skill because at least it is concerned with components of pronunciation, grammar, vocabulary and fluency.

According to Oxford Advanced Learner's Dictionary, speaking is making use of words, knowing and being able to use language : expressing oneself in word, making speech, while is the ability to do something well.

In brief, speaking is the process of conveying meaning from the speakers to the hearers through the use of verbal and non-verbal symbols. In order to be able to speak in effective way, the speakers have to know the communicative competences such as grammatical, discourse, sociolinguistics, and strategic competence.

b. Functions of Speaking

There are many functions of speaking proposed by many practitioners. Brown and Yule in Richards (2008:21-28) propose three functions of speaking. They are talk as interaction, talk as transaction, and talk as performance. Talk as interaction refers to what people normally do in communication that is “conversation” and

describes the interaction that serves a primarily social function. People interact with each other when they meet though exchange greeting because they wish to be friendly and to establish and maintain social relations. Talk as transaction refers to situations where the focus is on what is said or done. The focus of talk as transaction is on the message rather than how they interact socially with each other.

Another distinction of speaking has been made by Brown and Yule in Nunan (1989:27) who consider the development of speaking skills into two parts that are dialogue and monologue. Multy-party speeches like casual conversation between friends or between children and their parents is interactive speaking or dialogue. Monologues such as news reporting on a television, and voice-mail message are non interactive speaking. Public speeches and business presentations are typically planned. On the other hand, chatting with friends at the classroom and conversation at the shop are kinds of unplanned speaking.

From the explanation above, it can be concluded that there are many functions of speaking such as to maintain social relation, to get thing done, to give speech, etc. The ways of how the speakers perform speaking are different depend on their purpose.

c. Aspects of Speaking

Speaking is considered as the most difficult skill in English because there are some aspects of speaking that must be mastered. The experts in language usually examine the issues of fluency and accuracy as the aspect of the speaking. Developing. Fluency is natural language use occurring when a speaker engages in meaningful

interactions and maintains comprehensible and ongoing communication despite limitation in his or her communicative competence (Richards, 2006: 14). Nunan (1999) also states that fluency means that the speakers are required to be able to keep going when speaking spontaneously. Fluency means the students are able to get the message across with whatever resources and abilities they have got regardless of grammatical and other mistake. Fluency will improve if the researcher creates the activities which require them to negotiate meaning, use communication strategies, correct misunderstanding, etc. In fluency activities, they should not be corrected during fluency activities. However in the feedback afterwards the researcher can give comment and any strategies for them used to increase their fluency.

Gowes (1995) asserts that accuracy is the correct use of vocabulary, grammar, and pronunciation. In contrast with fluency, accuracy is how correct learners' use of the language systems including the use of grammar, pronunciation and vocabulary. Accuracy activities are usually done during controlled and guided activities because the researcher makes it clear how the use of correct grammar, pronunciation, and vocabulary. Fluency practice can be contrasted with accuracy practice because the fluency focuses on communicative competences meanwhile accuracy focus on language features.

Richards (2006: 14) has differentiated activities for fluency and accuracy. The activities on fluency are reflect natural use of language, focus on achieving communication, require meaningful use of language, require the use of communication strategies, produce language that may not be predictable, seek to link

language use to context. Meanwhile, the activities in accuracy are reflect classroom use of language, focus on the formation of correct examples of language, practice language out of context, practice small samples of language, do not require meaningful communication, control choice of language.

It can be concluded that the language learners need to master the aspects of speaking mentioned before. So, they are able to master the target language and deliver the intended message effectively. There are many activities that can be done to help them master both of the aspects.

d. The Components of Speaking

Dobson in Deliana (2007:7) states that there are some components involved in speaking skill. They are:

1. Vocabulary

Vocabulary is the most important thing to be mastered to people who want to have skill in speaking. The vocabulary form is the center of interest for the students and the teacher. It is the first element that should be taken by every English teacher in learning of language.

2. Functional grammar

As for the use of structure signal, students should learn it by acquiring a set of habit and not merely recording examples for usage. In this case, the students should be trained to acquire the habit of producing them automatically. This is the best done through oral pattern practice. For instance, the students imitate the teacher in producing a certain pattern. In other word the students are able to express their

knowledge through speaking ability, the students should have mastered the grammar, so they can speak English well.

3. Frequency of practice

Language is habit. It means that all language need exercise or practice. The difficulties of the students are they do not know how to express their ideas in English particularly. They only practice to speak English when they are studying English. They never practice with their friends.

4. Motivation

All activities in the world need motivation like studying English, but sometimes the students do not have motivate to speak. Even though, the teacher efforts in motivating the students to practice their speaking. It means that the teacher much give attention to the improvement of the students' speaking ability.

5. Appropriate topics

In learning and teaching process, the teacher should give the students some opportunities to speak in front of class or they should be given many interesting material. The students' interest to speak is enthusiastically, but the main factor influencing the students' speaking ability level is no appropriate topics which are suitable with the students' level.

6. Self confidence

Speaking is the oral communication. In our speaking with other people all we need braveness. There are many students who have less confidence in themselves, so

they cannot communicate. The effect of this, sometimes students feel embarrassed to speak English, it may be caused by psychological aspects.

7. Situation

In formal situation, the students cannot speak freely such as in meeting discussions, seminar and they are really difficult to express their ideas.

Component of speaking above is very important because teaching speaking of foreign language such as English is not easy. A teacher before teaching the students has to know the task of teacher. In general the teacher should acknowledge or identify what target of goal will be achieved in teaching the language and to whom the teacher teaches.

e. Types of Classroom Speaking Performance

It is necessary to recognize the different functions of speaking performances in daily communication. According to Brown (2001), six categories are applied to the oral production that students are expected to carry out in the classroom. They are imitative, intensive, responsive, transactional, interpersonal, and extensive.

The first category is imitative. Imitative speaking carries out not for the purpose of meaningful interaction, but for focusing on same particular element of language form. Drilling is an example of imitative speaking performance. The second category is intensive. Intensive speaking is directed to practice some phonological or grammatical aspects of language. The examples of intensive speaking are responding to certain dialogs, sentences and dialog completion, etc. The third category is responsive speaking. Responsive speaking is responsible to a short reply to researcher

or students-initiated question and comments. The conversation is simple and does not extend into dialogue. The fourth is transactional. Transactional speaking carries out for the purpose of conveying or exchanging specific information. It is an extended form of responsive language. The conversation in the responsive speaking is simple. However in the transactional speaking, the conversation is extended into dialogue to negotiate the meaning. The fifth is interpersonal. Interpersonal conversation is carried out to maintain social relationships rather than convey information or fact. There are some factors of interpersonal conversation. They are a casual register, colloquial language, emotionally charged language, slang, ellipsis, sarcasm, and, a covert “agenda”. The last type is extensive speaking. The examples of extensive speaking or monologue are oral report, summaries, or short speeches. In this kind of speech the register is more formal and deliberative.

Gowes (1995:100-101) also categorizes three types of classroom speaking performances. Those are controlled activities, guided activities, and creative communication. Controlled activities are directed to improve the accurate use of words, structure and pronunciation, and to foster confidence. The example of controlled activities is repetition practice. Guided activities are directed to make students to talk about themselves or to communicate their own needs and ideas. Guided activities allow them to speak using language that has been taught beforehand. Creative activities are directed for fluency. They are given the opportunity to experiment, to see how far they can communicate in a situation where all choices of the language used are made by the people.

In conclusion, there are many kinds of classroom speaking performances mentioned previously. The types of classroom speaking performances range from the simple to the complex activities and from the controlled to the creative activities. The researchers should consider those types in delivering the materials so the students are able to follow the teaching and learning process.

f. Difficulties in Speaking

Many learners say that speaking is difficult to be mastered. Brown (2001:270-272) states there are eight characteristics that make speaking difficult. Those are clustering, redundancy, reduced forms, performance variables, colloquial language, rate of delivery, stress, rhythm, intonation, and intonation. Clustering is how a speech is combined into phrasal not word by words. Redundancy is how the learners express something more than what is needed. They sometime have difficulties to pronounce reduced form such as contractions, elisions, etc. Performance variable is how they perform some speaking variable in the way the native speakers perform for example hesitation, pauses, and correction. Colloquial language is the ability to use words, idioms, and phrases that are more suitable for speaking than for writing. Rate of delivery is how they speak in an acceptable speech. Stress, rhythm, and intonation must be correct in pronunciation. Interactions between the learners are important in learning language.

In brief, besides mastering the vocabulary and pronunciation, the language learners need to understand how to act the way native speakers speak. So, speaking practices are needed to help the learners improve their speaking skill.

2. Teaching Speaking

a. Principles for Designing Speaking Techniques

Brown (2001:275-276) also proposes some principles for designing speaking techniques. The principles will help the researcher to conduct the speaking class. Researchers should use techniques that cover the spectrum of learners' needs, from language based on the focus on accuracy to message-based focus on interaction, meaning, and fluency. They also should provide intrinsically motivating and encourage the use of authentic language in meaningful contexts. The appropriate feedback and correction are also needed for the students. Researchers also should capitalize on the natural link between speaking and listening. Besides, they should give them opportunity to initiate oral communication and encourage the development of speaking strategies. The researcher should help the students to develop strategic competence to accomplish oral communicative purpose.

In brief, the researcher should be careful in designing the speaking techniques. The researcher should consider the principles in designing teaching techniques so they give opportunity for the students to practice speaking. The techniques should be interesting, motivating, use the authentic language. Feedback is also important to improve the students' speaking skill.

b. PPP and Alternative to PPP

The method used is a three-phase sequence known as P-P-P. P-P-P stands from Presentation, Practice, and Production (Richards, 2006:8). In the presentation phase, the researcher introduces new expressions that are often presented by means of a

conversation or short text. The researcher then explains the new expressions and checks the comprehension of the students. They will have opportunity to practice using new expressions in the practice phase. In this phase, the practice is a guided practice through drill or substitution exercise. The production phase is a phase where the students will use new structure in their own content or information, in order to develop fluency with the new pattern.

The underlying theory of P-P-P has been discredited. Skehan (1996) comments that P-P-P focuses on a particular form that leads to learning and automatization (the learners will learn what is taught in the order in which it is taught). Under the influence of CLT theory, the accuracy activities such as drill and grammar practice can be replaced by fluency activities based on interactive-small group work. This condition leads to the emergence of a “fluency-first” pedagogy (Brumfit:1984) in which the students’ grammar needs are determined on the basis of performance on fluency task rather than grammar. In addition, the P-P-P was argued because it was researcher centered. The students learn “in straight line” from presentation to practice. Meanwhile, the human learning is more random and more convoluted (Harmer, 2001:82). In response to the criticisms many language practitioners suggest the alternative of PPP. One of them is Johnson (1982) and Byrne (1986) in Harmer (2001). They state that the researcher can decide the procedure of PPP at any phases so it is more flexible. Sometimes, the researcher may start at production phase to know the problem that the students face. The researcher also may re-explain and re-discuss the languages that they find it difficult. To begin with a presentation, for

example, the researcher can show a picture that is related to the topic of the lesson. Then, they answer some questions related to the picture.

After that, they may have drills on the language that is used. Later, the production phase, they are to use the language in their own sentences. However, the learning can also start with the production phase; they speak a language then they discuss the use of it. From the explanation above, it can be concluded that the researcher may not follow the PPP straightly. The researcher may start at any phase of PPP according to the needs. The Snakes and Ladders board game was used at the practice phase in which the students practice the target language.

c. Assessing speaking

Assessing speaking is not something easy to do because there are some factors that may influence the researcher's impression on giving score. The score of speaking may be different from one researcher to others. For example in assigning a score ranging from 1 to 5 is not something simple to do because the line of distinction between levels are quite difficult to pinpoint. To overcome that problem, the researcher needs to assign several scores for each response, and each score representing one of several traits like pronunciation, fluency, vocabulary use, grammar, and comprehensibility (Brown, 2004:140).

There are two main methods in assessing oral speech. They are holistic and analytical scoring. The analytical scoring is done by breaking down the objective of the final product into criteria parts, and each part is scored independently (Tuan, 2012:1). The procedure of this method involves the separation of the various features

of a discourse (Park, 2004 in Tuan, 2012:1). However, the holistic method uses a single global numerical rating to assess the student's performance (Iwashita and Grove, 2003:26). Each of method has their own advantages and disadvantages. The holistic method is more practical. It has faster and lower cost over the analytic method but the disadvantage of this method provides less information about the weakness and the strength of the students. The major disadvantage of the analytical scoring is it takes a lot of time to rate speaking performance since the researcher is required to make more than one decision for every speaking performance but this method provides more useful diagnostic information about the students' speaking abilities.

It is also stated that based on Cambridge Certificate in English Language Speaking Skills (CELS), the scorers need to consider the four categories that are grammar and vocabulary, discourse management, pronunciation, and interactive communication. In grammar and vocabulary aspects, the students should use accurate and appropriate syntactic forms and vocabulary to meet the task requirements at each level. Their ability to maintain a coherent flow of language with an appropriate range of linguistics is assessed in discourse management aspects. To fulfill the pronunciation aspect, they have to produce the appropriate linking of words, the use of stress and intonation to convey the intended meaning. Besides, interaction communication means the ability to maintain the coherence of the discussion and if necessary, ask the others for clarification. Brown (2001: 406-407) also states the similar aspects of assessing speaking: grammar, vocabulary, comprehension, fluency, pronunciation, and task.

The students' speaking performances were assessed using a scoring rubric

Proposed by heaton :

1. The table for fluency scoring for pre-test and post-test:

Classification	Score	Criteria
Excellent	6	Speak without too great an effort with fairly wide range of expression. Searches for words occasionally but only one or two unnatural pauses.
Very good	5	Has to make an effort time to search for words. Nevertheless, smooth delivery on the whole and only a few unnatural pauses.
Good	4	Although has to make an effort and search for words, there are not too many unnatural pauses, Fairly smooth delivery mostly. Occasionally fragmentary but succeeded in conveying the general meaning, fair range of expression.
Average	3	Has to make an effort too much of the time, often has to search the desire meaning. Rather halting delivery and fragmentary, range of expression often limited.

Poor	2	Long pauses while he searches for the desire meaning. Frequently fragmentary and halting delivery. Almost gives up making the efforts at time. Limited range of expression.
Very poor	1	Full of long and unnatural pauses. Very halting and fragmentary delivery. At times gives up making the effort. Very limited range expression.

2. The table for accuracy scoring in pre-test and post-test:

Classification	Score	Criteria
Excellent	6	Pronunciation is only very slightly influenced by the mother-tongue. Two or three minor grammatical and lexical errors.
Very good	5	Pronunciation is slightly influenced by the mother tongue. A few minor grammatical and lexical errors but most utterances are correct.
Good	4	Pronunciation is still moderately influenced by the mother-tongue but no serious phonological errors. A few grammatical and

		lexical errors but only one or two major errors cause confusion.
Average	3	Pronunciation is influenced by the mother tongue but only a few serious phonological errors. A few grammatical and lexical errors, some of which cause confusion.
Poor	2	Pronunciation seriously influence by the mother tongue with errors causing a breakdown in communication. Many 'basic' grammatical and lexical errors.
Very poor	1	Serious pronunciation errors as well as many "basic" grammatical and lexical errors. No evidence of having mastered any of the language skills and areas practiced in the course.

3. The table for comprehensibility scoring in pre-test and post-test:

Classification	Score	Criteria
Excellent	6	Easy for the listener to understand the speaker's intention and general meaning.

		Very few interruptions or clarifications required.
Very good	5	The speaker's intention and general meaning are fairly clear. A few interruptions by the listener for the sake of clarification are necessary.
Good	4	Most of what the speaker says is easy to follow. His intention is always clear but several interruptions are necessary to help him to convey the message or to seek clarification.
Average	3	The listener can understand a lot of what is said, but he must constantly seek clarification. Cannot understand many of the speaker's more complex or longer sentences.
Poor	2	Only small bits (usually short sentences and phrases) can be understood- and then with considered effort by someone who used to listening to the speaker.
Very poor	1	Hardly anything of what is said can be

		understood. Even when the listener makes a great effort or interrupts, the speaker is unable to clarify anything he seems to have said.
--	--	---

Heaton, (1991: p: 100)

d. The Use of Games in Language Teaching

Language learning may be a hard task for the students or sometime it can be frustrating. However, it can be something interesting and fun if the researcher finds suitable techniques to teach language. One of the ways to make learning language interesting is by using games. According to Deesri (2002) language games are not activity aimed to break the ice between the students or to kill time but it is a form of play governed by rules. The games should be enjoyed and fun, it is also a way to make the students practice the language during the game. Hadfield via Deesri (2002) also defines games as activities with rules, a goal, and element of fun. Games involve many factors such as rule, competition, relaxation, and learning. The researcher should remember that the main factor using games is to promote language learning in fun and interesting ways. There are some advantages of using games.

According to Brewster, Ellis, and Girard (2003:173-174) some advantages of using games are encouraging the memorization, correct pronunciation, creative use of language. In addition, Richard Amato via Deesri (2002) also states that even though games are often associated with fun, the researcher should not lose sight of

the pedagogical values, particularly in second language teaching. Games are effective because they provide motivation, lower the students' stress, and give them the opportunity for real communication. Games maintain the students' motivation.

There are some experts who classified games into several categories. Hadfield (1990:v) explains two ways of classifying games. First, she divided language games into two types which are linguistics games and communicative games. Linguistics games focus on accuracy and communicative games focus on successful exchange of information and ideas. The second taxonomy has nine categories. They are sorting, ordering, or arranging, information gap, guessing, search, matching, labeling, exchanging, board, and role play games.

Traditionally, games have been used in the language class as warm-up at the beginning of the class, fill-ins when there are extra times in the end of the class. Those activities are right but now games can also constitute a more substantial part in language courses. The students are very enthusiastic about games, but the researcher also should consider that the games may be too childish for them. The researcher should explain the purpose of the games so they also focus on the goal of the learning while they play the game. Also the researcher may negotiate the rule of the games or modifying the games according to the students' interest. The researcher also needs to consider and pay attention to the level of difficulty. Part of the appeal of the games lies in the challenge but if the games are too challenging it may discourage them. The challenge can be two kinds. They are the understanding how to play the game and understanding the language content.

3. Board Games

a. Definition of Board Games

Board games are ancient games. Board games are well known almost in all of society in the world. The origins of board games came from China, India, or Nigeria. The first board game ever known is Senet, which is found in the Egypt. According to Gordon and Bedro (1999) board games are any games which mainly involve moving markers along a path. There are many different types of board games such as Monopoly, Snakes and Ladders, Ludo, etc. The rules of board games range from very simple one such as Snakes and Ladders to the most complex one such as Monopoly and Dragons and Dragons board games. Board games are a kind of games that can be used in teaching language because as Porenzo (1981:2) says board games are also been used to teach children basic fact and information about the world in which they live. In the board game, there are some materials needed by the player. There should be counters, dice, game board, and cards (Porenzo via Rahmawati:2012). There are three kinds of track of board game proposed by Lewis and Budson (1999:10). They are standard snake track, never-ending track, and multi-route track.

b. Advantages of Using Board Games

A board game can be used in a language teaching. According to Chang and Cogwell (2008), using a board game in the language classroom is an effective, lowanxiety, and fun way for the students to learn and practice communication skills as well as develop their own communication strategies that can be readily applied to

the real world. A board game is fun and engaging. It attracts the students' attention to participate in the class. It also promotes communicative activities because while playing the game the students will interact with others using target language. They also got opportunities to experience using the language which will help them to build their confidence in using target language. It also provides natural drilling for them. Besides they practice the language by themselves, they also hear the expressions from their friends. It helps them to remember the language better. A board also has benefit in the character building. It instills value such as patience and diplomacy, as in many games where they need to make a deal, convince partners, elaborate plans, or negotiate with each another. Games encourage cooperation, build team spirit and respect, as when students respect turn taking, for instance (Ersoz, 2000).

Rodilla (2012) mentions the advantages of board games for the students and the teacher. Board games give many advantages to the students because board games provide rich learning opportunities and improve their learning ways, connect to the real life situations, encourage the use of authentic materials and guarantee fresh content, enhance their motivation as they perceive them as fun and enjoyable, help them to be more creative, tap into the emotional side, etc. Meanwhile, the advantages of board games for the researcher are helping the researcher to get the students involved and get more positive proactive responses, enhancing their motivation because it is contrast with the regular class exercises, adding interest to what they do not normally find interesting.

c. Disadvantages of Using Board Games

Besides the advantages of using board games, there are also some disadvantages in applying board games in the class. To prepare a board game, the researcher needs more time, energy, money and preparation than usual. It is because the researcher needs to prepare the board, dice, cards, etc in order to make sure the activity runs well. Rahmawati (2012:35) states that many commercial board games are sold in the market but the researcher needs to adapt the games so that they fit the needs of the learning activities. The researcher also needs to use his/her creativity to design a board game that suitable for the students. Nowadays, there are many online websites which can help the researcher to make a board game according to the needs. In the beginning of the class, the researcher also needs more time to explain the rules and demonstrates the game so the students really understand the rule of the games. As stated by Hadfield (1990:vi), the researcher should explain briefly what the game involves, hand out the photocopied cards, giving a little time to study them. The researcher also needs to give more attention to the students because he/she needs to move around and monitor the student to make note of their mistakes or errors. So, the researcher can give feedback in the end of the game.

In brief, there are some disadvantages of using board games. To overcome these problems, the researcher needs to carefully prepare the game before the lesson and makes sure that all the materials are ready to use.

d. Preparing Board Games for Speaking Activity

Preparing a board game for speaking is not easy task to do because it needs more time, money, and energy. Many commercial board games are sold in the market. However, the researcher cannot use those board games. The researcher has to adapt board games so they will be in line with the aim of teaching speaking. The researcher can make their own board games. Buchanan via Rahmawati (2012:35) proposes some steps to make board games. The first is preparing the material. Second is planning the trip of the game. Third is determining the beginning and the end of the game. Fourth is designing the route. Fifth is designing the complication of the game. Sixth is creating a board game according the rules and the last is writing down the rules. Chang and Cogswell (2008) also add some tips in designing a board game to be adapted in a language classroom. Those tips are the researcher must be creative in making board games, the games should look interesting and professional, the rules must good, and the game should be a learning tools.

4. The Snakes and Ladders Board Game

a. Definition of the Snakes and Ladders Board Game

A board game is a game that can be easily modified by the game designer. The designer can create and modify the game according to the needs. The Snakes and Ladders board game is one kind of a board game that widely known by the people. It is a popular game that can facilitate the students to learn language. The Snakes and Ladders board game facilitates them to learn about counting, life, interaction, and socialization (Kusrini,2012;4). A ladder provides a short cut to a square nearer the

“Finish” square and a snake obligates the players to return to a square nearer the “Start” square. In this game, the students can learn about up and down in life or about joys and troubles. The ladders represent “the up life and joy” while the existence of the snakes represent “the down in life or trouble” (Sari and Munaroh, 2012).

b. Materials in Playing the Snakes and Ladders Board Game

There are some materials in playing the Snakes and Ladders board game. They are counters, dice, game board, and cards (Porenzo via Rahmawati: 2012). The counter will be used as a marker for a player to be put on the board. The counter can be stone, seeds, plastics counters, or buttons. The dice is a small-six cube with one to six dots on its side. However, the researcher modified the dice into the six-cube with the one to four dots on its side. The dice will decide how many steps the players will move. The game board is where the players move the counter. The track of the game consists of some squares that start from “Start” and end on “Finish”. While playing the game, the players will find ladders and snakes. On the each square of the game they need to take a card containing clue or expression that they need to use. The one who reaches the “Finish” square is the winner.

c. Rules of Playing the Snakes and Ladders Board Game

The Snakes and Ladders board game for language teaching has the same rules with a regular Snakes and Ladders board game but in this game there are some modifications to make the students to be able to communicate using English. Below

are the rules of the Snakes and Ladders board game quoted from Hayati (2012: 36) with some modifications.

- 1) Put your playing piece on the start square.
- 2) Decide who is going to start and which order you are going to play.
- 3) First player rolls the dice and moves forward according the number of the dice.
- 4) Answer the question according to the number of the square indicates.
- 5) Speak aloud the the answer.
- 6) Continue the playing, roll the dice again.
- 7) Player gets snakes; turn off from the snake tip until the snake"s tail.
- 8) Player gets ladders; turn on from bottom of the ladder until top of the ladder.
- 9) To finish you have to land directly on the square last square.

d. Implementing the Snakes and Ladders Board Game for Speaking Activity

It needs an extra effort to apply the Snakes and Ladders board game in the class. There are some steps that the researcher needs to do to be able to make the teaching and learning process run effectively so the basic competence will be achieved in the end of the class. First, the researcher prepares the equipments of the game such as the game boards, dices, rules, and counters for each group. Second, the researcher needs to explain the rules of the game. The researcher has to make sure that the students really understand the rules of the game. If it is necessary, the researcher can demonstrate the game with some students in front of the class. Third, the researcher divides the students to work in the groups of six. Fourth, each of the students takes

turns to roll the dice and the one who gets the highest number will go first and decides order of the players. The first player rolls the dice and moves to the next square according to the number that the dice indicates. For example if the player gets the two dots in the dice, the player moves two steps from the “Start” square. the fifth ,The students have to answer every questions and instructions in every squares. The last, The one who reaches the “Finish” square first win the game.

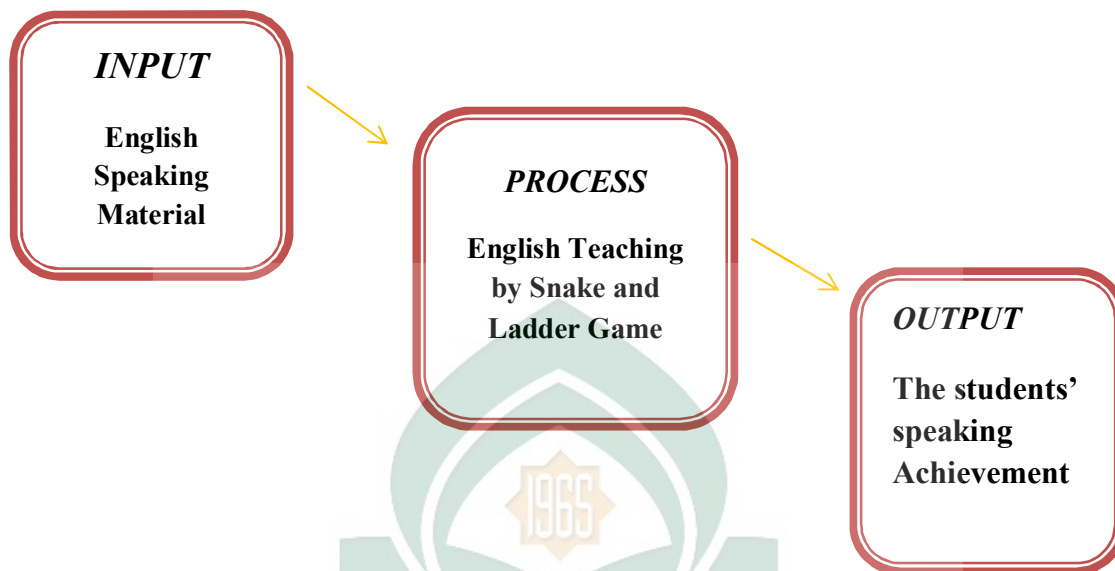
B. Related Studies

The Snakes and Ladders board game is an old game but it fits with the current approach in communicative language teaching. It can improve the students’ achievement in the class. There are some similar research studies that had been conducted before. The result of the research is described as follows. One of the research studies was conducted by Hayati (2012). She conducted a research in the context of English teaching and learning in Indonesia. The research finding proved that the Snakes and Ladders board game helped the students to learn language. They showed their interest to participate actively in the class.

The game also helped them to increase their vocabulary mastery. Another research study was conducted by Rahmawati (2012). She also conducted her research in the context of English teaching and learning in Indonesia.

The result of the research showed that using board games in the speaking class helped the students to improve their mastery in speaking. They successfully improved their comprehension, fluency, vocabulary mastery, and grammar

C. Theoretical Framework



The diagram above consists of three, such as input, process, and output;

Input is English teaching as speaking materials. Process is the implementation as presentation of the input in the classroom by Snake and Ladder Game. The students would make a sentence about about simple past and present by according to the instructions during The Snake and Ladder Game. Output is the students' speaking achievement.

D. Hypothesis

- H_0 : The implementation of The Snake and Ladder Game is not effective to enhance the students' speaking skill at the second year students of SMAN.1 Takalar.
- H_1 : The implementation of The Snake and Ladder Game is effective to enhance the students' speaking skill at the second year students of SMAN.1 Takalar.



CHAPTER III

RESEARCH METHOD

This chapter deals with research method, population and sample, variables and instrument, data collection procedures, data analysis techniques and statistic procedures.

A. Research Design

The research design used quasi-experimental design (the Pre-Test-Post-Test non equivalent group design). In executing this research, the researcher used pre-test and post-test design in both experimental and controlled class. It would aim to find out of using Snake and Ladder Game to improve the Students' Speaking Skill. The treatment would conducted after the pre – test. To get the significant effectiveness by comparing the pre-test and the post test result the research design would be presented as follow:

Group	Pre-Test	Treatment	Post-Test
E	O_1	X	O_2
C	O_1	-	O_2

Where:

E = experimental class

C = controlled class

O_1 = Pre-Test

O_2 = Post-Test

X = treatment (Cohen, Manion, and Morrison, 2007: 283).

B. Variables of the Research

In the experimental research, there were two variables that would be manipulated by the researcher. They are independent variable (X) and dependent variable (Y). Independent variable is a factor which is manipulated by the writer to determine the relationship between the phenomena observed. While dependent variable is a factor which is observed and measured to determine the effect of independent variable (Arikunto, 2010).

1. Independent Variable

The independent variable (X) in this research was Snake and Ladder Game.

2. Dependent Variable

The dependent variable (Y) in this research is the students' skill in speaking English.

C. Population and Sample

1. Population

The population of this research was taken from the second year students of SMAN. 1 Takalar in academic year 2016/2017. The total number of population was 160 students which consist of eight classes they are four IPA class, three IPS class and one Bahasa class. IPA class has 60 students which consist of 35 females and 25 males. IPS class has 50 students which consist of 20 females and 30 males. Bahasa class has 50 students which consist of 25 females and 25 males.

2. Sample

Sample is part of the population which as a representative (Arikunto, 2010). The researcher used purposive sampling technique to draw a sample from the population in this research. Castillo in Rafiqah (2009), he pointed out that this type of sampling technique is also known as judgmental sampling. Judgmental sampling used where the researcher selects units to be sampled based on their knowledge and professional judgment. It is also used in cases where the specialty of an authority can select a more representative sample that can bring more accurate results than by using other sampling technique.

The researcher purposely used two classes as a sample. These classes divided into experimental and controlled class. The researcher used 20 students as the sample of the research with students as experimental class in XI MIPA 1 and 20 students as controlled class in XI MIPA 3. This sample selection is accorded by the researcher observation. The reason for taking these classes as the sample was based on recommendation of the English teacher of SMAN. 1 Takalar that this class is easier to be observed.

D. Research Instrument

The instrument that used by the researcher in this research was speaking test. This test would be taken from the oral test (the test was recorded). The researcher focused on Snake and Ladder Game to improve the students' English speaking skill. Snake and Ladder Game told by the students includes self description and storytelling.

The test applied of pre-test and post-test. The students of both groups were given pre-test before the treatment. Pre-test used to find out the students' skill in speaking and it was given to the students at the first meeting before being given the treatment. Post test used to know whether there is an improvement of the students' speaking skill after being treated using Snake and Ladder Game.

E. Procedure of Collecting Data

1. Pre test

The pre test was administered at the first day of the first week. This test applied to measure the students' speaking before treatment.

2. Treatment

Treatment is the way to improve students' skill in speaking by using Snake and Ladder Game. After given the pre-test the students taught by using Snake and Ladder Game. The treatments taken place within 4 meetings and it takes 90 minutes for each class.

The procedures of treatment:

a. Experimental Class

1. The First and the Second Meeting:

- a) The researcher entered the class and introduce the introduction materials to the class.
- b) The researcher explained about snake and ladder game and give the example.

- c) The researcher showed the instruction that helped the students for playing the game.

2. The Third and the fourth Meeting:

- a) Students divided in 6 groups before playing the Snake and Ladder Game.
- b) The researcher asked the students how to play it.
- c) The researcher making some announcements during the students play the game.
- d) The researcher would give a gift for the winner.

b. The Controlled Class

In this class the researcher taught the students by using conventional method like the English teacher of the class used. It aims to find out the impact of implementing the conventional method in experimental class by comparing the pre-test and post-test result of the both class.

c. Post-Test

The post-test used after gave treatment to the students. The test was same as the pre-test before. In this post-test, the researcher saw the improvement of the student after given treatment.

F. Technique of Data Analysis

There are three terms to point out in case of measuring the students' speaking skill, the researcher's scope for this research ware in a students' fluency, accuracy and comprehensibility.

1. The table for fluency scoring for pre-test and post-test:

Classification	Score	Criteria
Excellent	6	Speak without too great an effort with fairly wide range of expression. Searches for words occasionally but only one or two unnatural pauses.
Very good	5	Has to make an effort time to search for words. Nevertheless, smooth delivery on the whole and only a few unnatural pauses.
Good	4	Although has to make an effort and search for words, there are not too many unnatural pauses, Fairly smooth delivery mostly. Occasionally fragmentary but succeeded in conveying the general meaning, fair range of expression.
Average	3	Has to make an effort too much of the time, often has to search the desire meaning. Rather halting delivery and fragmentary, range of expression often limited.
Poor	2	Long pauses while he searches for the desire meaning. Frequently fragmentary and halting

		delivery. Almost gives up making the efforts at time. Limited range of expression.
Very poor	1	Full of long and unnatural pauses. Very halting and fragmentary delivery. At times gives up making the effort. Very limited range expression.

2. The table for accuracy scoring in pre-test and post-test:

Classification	Score	Criteria
Excellent	6	Pronunciation is only very slightly influenced by the mother-tongue. Two or three minor grammatical and lexical errors.
Very good	5	Pronunciation is slightly influenced by the mother tongue. A few minor grammatical and lexical errors but most utterances are correct.
Good	4	Pronunciation is still moderately influenced by the mother-tongue but no serious phonological errors. A few grammatical and lexical errors but only one or two major errors cause confusion.

Average	3	Pronunciation is influenced by the mother tongue but only a few serious phonological errors. A few grammatical and lexical errors, some of which cause confusion.
Poor	2	Pronunciation seriously influence by the mother tongue with errors causing a breakdown in communication. Many 'basic' grammatical and lexical errors.
Very poor	1	Serious pronunciation errors as well as many "basic" grammatical and lexical errors. No evidence of having mastered any of the language skills and areas practiced in the course.

3. The table for comprehensibility scoring in pre-test and post-test:

Classification	Score	Criteria
Excellent	6	Easy for the listener to understand the speaker's intention and general meaning. Very few interruptions or clarifications required.
Very good	5	The speaker's intention and general

		meaning are fairly clear. A few interruptions by the listener for the sake of clarification are necessary.
Good	4	Most of what the speaker says is easy to follow. His intention is always clear but several interruptions are necessary to help him to convey the message or to seek clarification.
Average	3	The listener can understand a lot of what is said, but he must constantly seek clarification. Cannot understand many of the speaker's more complex or longer sentences.
Poor	2	Only small bits (usually short sentences and phrases) can be understood- and then with considered effort by someone who used to listening to the speaker.
Very poor	1	Hardly anything of what is said can be understood. Even when the listener makes a great effort or interrupts, the speaker is unable to clarify anything he seems to

		have said.
--	--	------------

Heaton, (1991: p: 100)

Table 2 Rate Scale

Rating	Skill to communicate orally
5.01-6.00	Excellent
4.01-5.00	Very good
3.01-4.00	Good
2.01-3.00	Average
1.01-2.00	Poor
0.00-1.00	Very poor

(Heaton, 1989)

The data in this research was analyzed through the pre-test and post-test.

- a. The formula used in calculating the mean score of the students' answer is

$$\bar{X} = \frac{\sum X}{N} \times 100\%$$

Where: \overline{X} = mean score

$\sum X$ = sum of all scores

N = total number of the respondents (Gay, 1981: 298).

- b. The formula used in calculating the standard deviation is

$$SD = \sqrt{\frac{\sum (\overline{X}_i - \overline{X})^2}{N-1}}$$

SD = Standard Deviation

Σ = Total Row Score

N = Total Number of the Students

$\sum X^2$ = the sum of all square; each score is squared and all the squares are added up

$(\sum X)^2$ = the square of the sum; all the scores are added up and the sum is square, total (Gay, 1981: 297-298).

- c. The formula used in finding out the difference between students' score in Pre-Test and in Post-Test is

$$t = \frac{\bar{x}_1 - \bar{x}_2}{\sqrt{\left(\frac{SS_1 + SS_2}{n_1 + n_2 - 2}\right) \left(\frac{1}{n_1} + \frac{1}{n_2}\right)}}$$

Where:

- t = test of significance
- \bar{x}_1 = mean score of experimental group
- \bar{x}_2 = mean score of controlled group
- SS₁ = sum square of experimental group
- SS₂ = sum square of controlled group
- n₁ = number of students of experimental group
- n₂ = number of students of cotrolled group (Gay, 1981:327).

BAB IV

FINDING AND DISCUSSION

This chapter consists of two sections, the finding of the research and discussion of the research.

A. Findings

1. The Classification of Students' Pre-Test and Post-Test Scores in Experimental Class.

Table 3

The rate percentage of score experimental class in Pre-Test

No.	Classification	Score	Frequency	Percentage
1.	Excellent	16-18	0	0%
2.	Very good	13-15	0	0%
3.	Good	10-12	1	10%
4.	Average	05-09	19	90%
5.	Poor	02-04	0	0%
6.	Very poor	0-01	0	0%
Total			20	100%

Table 1 above shows the rate percentage and frequency of the students' experimental class in pre-test, The students got neither excellent nor very good, good score and average. 1 student (10%) got good score, 19 students (60%) got average score.

Table 4**The rate percentage of score experimental class in post test**

No.	Classification	Score	Frequency	Percentage
1.	Excellent	16-18	0	0%
2.	Very good	13-15	5	25%
3.	Good	10-12	10	50%
4.	Average	05-09	5	25%
5.	Poor	02-04	0	0%
6.	Very poor	0-01	0	0%
Total			20	100%

Table 2 above showed that in post-test, There were not students (0%) got excellent score, 5 students (25%) got very good score, 10 students (50%) got good score, 5 students (25%) got average score. None of the students got poor and very poor.

Based on the result above, it can be concluded that the rate percentage in the post-test was higher than the percentage in pre-test.

2. The Classification of Students' Pre-Test and Post-Test Scores in Controlled Class.

Table 5

The rate percentage of score controlled class in Pre-Test

No.	Classification	Score	Frequency	Percentage
1.	Excellent	16-18	0	0%
2.	Very good	13-15	0	0%
3.	Good	10-12	0	0%
4.	Average	05-09	19	90%
5.	Poor	02-04	1	10%
6.	Very poor	0-01	0	0%
Total			20	100%

Table 3 above showed the rate percentage and frequency of the students' controlled class in pre-test, none of the students got excellent, very good and good score. There were 19 students (90%) got average score, 1 student (10%) got poor score.

Table 6**The rate percentage of score controlled class in Post-Test**

No.	Classification	Score	Frequency	Percentage
1.	Excellent	16-18	0	0%
2.	Very good	13-15	0	0%
3.	Good	10-12	7	35%
4.	Average	05-09	13	65%
5.	Poor	02-04	0	0%
6.	Very poor	0-01	0	0%
Total			20	100%

Table 4 above showed that in post-test, there were none of the students got excellent, very good and good. There was 7 students (10%) got good score, and there were 13 students (60%) got average.

Based on the result above, it can be concluded that the rate percentage in the post-test was different in the rate percentage in pre-test.

3. The Mean Score and Standard Deviation of Experimental Class and Controlled Class

After calculating the result of the students score, the mean score standard deviation or both classes be presented the following table:

Table 7

**The mean score of experimental class
and controlled class in pre-test**

Class	Mean Score
Experimental	7.65
Controlled	7.4

Table 8

**The mean score of experimental class
And controlled class in Post-Test**

Class	Mean Score
Experimental	10.85
Controlled	8.75

The significance score between experimental and controlled class can be known by using t-test. The result of t-test can be seen in table 7 as follows:

Table 9

Distribution the value of t-test and t-table in post-test

Variable	t-test value	t-table value
Post-Test	7.77	2.03

B. Discussion

Snake and Ladder Game is an educational process that aims to help students see meaning in the academic material. Using Snake and Ladder Game, students are able to connect the subject materials with the context of their daily life. It means the subject materials should go along with daily need. It uses a variety of learning activities to increase their understanding of a subject.

The researcher found that applied Snake and Ladder Game was effective in enhancing the students' speaking ability, the researcher was discussed the students' improvements in speaking. Before the students were treated by applying Snake and Ladder Game, the result of the students in experimental group of this research shown that the students' speaking skill was still low. It was approved by the result of the pre-test, there were not students got very good score, only 19 students (90%) got average score and 1 student (10%) got poor scores. Based on the data analysis there were significance improvement of the students' post-test of experimental class from 20 students, where there were 5 students (25%) got very good score, 10 students (50%) got good score, 5 students (25%) got average score. None of the students got poor and very poor.

This finding related with the theory of Freeman (1986) that activating the learners' imagination will aid learning. The classification from very poor to very good in experimental class with the criteria had been proposed by Heaton (1989) in previous chapter is the way to determine students'

achievement in speaking. The data had been showed that in pre-test no one student got excellent and very good just got good and average. It was so different with post test that some of them got the more higher then the value in pre test.

The researcher concluded that used Snake and Ladder Game can increase the students' speaking skill and overcome the students' problem in speaking English. The goals have been achieved because the students' achievements and performance increased from the the pre test to the post test. Then, it gave much contribution toward in English learning. It may brought the learning process to be more dynamic of interesting as well.



CHAPTER V

CONCLUSION AND SUGGESTION

This chapter consists of two sections. The first section deals with the conclusion and the second one deals with suggestion.

A. Conclusion

From the discussion in the previous chapter, it can be concluded that using Snake and Ladder Game can increase the students' ability in speaking English. The students' mastery in speaking before using Snake and Ladder Game is average. It is different from the students' mastery after using Snake and Ladder Game in learning speaking. It can be found in students post-test. The score was higher than the pre-test. Used of Snake and Ladder Game in learning activity contributed to the students' more effective in teaching speaking.

It was proved by the t-test value 7.77 is greater than the t-table 2.03. Accordingly, Snake and Ladder Game can increase the students' speaking ability. Therefore, Snake and Ladder Game is helpful to activate the students' background knowledge that is very important to help students practice their skill of speaking and their comprehension.

B. Suggestions

Based on the conclusion above, the researcher proposes the following suggestions:

1. The teacher should make the class be interesting and enjoyable. Here, the use of Snake and Ladder Game or help students see meaning in the academic material, they are studying by connecting academics subject with the context of their daily lives, contributed to motivate and stimulus the students' ability of speaking. Giving the material about make connecting with situation in daily lives, so they have the background knowledge can reduce the anxiety to tell about nice experience because easy to understand.
2. Teacher should pay attention to the increasing of students' activities in the class. Let the students explore their potential and their ability.

Finally, the researcher realizes that there are still many shortages in her thesis, so the researcher really expects the criticism and suggestions for the improvements. Thus, the researcher also hopes this thesis can be a meaningful contribution for the teacher of English as well as students and further researcher.

BIBLIOGRAPHY

- Abdullah, Wahid. *Code Mixing in Speaking*. Makassar: Alauddin University Press. 2011.
- Aida Suryani & Rusdi Noor Rosa. 2014. *Using A board game "Snake and Ladder" in Teaching Speaking at Junior High School*. Retrieved from (<http://ejournal.unp.ac.id/index.php/jelt/article/viewFile/3701/2938>) on June 5th 2015
- Aisyah Novita Permatasari. 2014. *The effectiveness of using snakes and ladders games to improve Students' speaking ability for seven graders in mtsn mojosari*. Retrieved from (<https://www.scribd.com/doc/235769876/THE-EFFECTIVENESS-OF-USING-SNAKES-AND-LADDERS-GAMES-TO-IMPROVE-STUDENTS-SPEAKING-ABILITY-FOR-SEVEN-GRADERS-IN-MTSN-MOJOSARI>) on June 5th 2015
- Arikunto, Suharsimi. *Prosedur Penelitian: Suatu Pendekatan Praktik*. Cet. XV: Jakarta: Rineka Cipta, 2013.
- Arintika Dewi Wulandari. 2014. *Improving the speaking ability of grade viii students Of smpn 1 wonosari through the snakes and ladders Board game in the academic year of 2013/2014*. Retrieved from (<http://eprints.uny.ac.id/18423/1/Arintika%20Devi%20Wulandari%2010202241046.pdf>) On June 5th 2015
- Brown, H. Douglas. *Language Assessment: Principles and Classroom Practices*. New York: Pearson Education Inc, 2004.
- Byrne, Donn. 1997. *Teaching Oral English*. England: Addison Wesley Longman Limited.
- Bygate, Martin. 1997. *Speaking*. Oxford: Oxford University Press.
- Chang, Sherley and Jenny Cogwell. (2008). *Using Board Game in the Language Classroom*. TESOL 2008.
- Chen, I-Jung. 2005. Using Games to Promote Communicative Skills in Language Learning. *The Internet TESL Journal*, XI (2), 1-4
- Cross, David. 1991. *A Practical Handbook of Language Teaching*. Great Britain: Dotesios Limited, Trowbridge, Wiltshire.
- Deesri, Angkana. 2002. Games in the ESL and EFL Class. *The Internet TESL Journal*, VIII, 1-5.

- Edge, Julian. 1998. *Essential of English language Teaching*. London: Longman Group UK Limited.
- Gay, etc. *Educational Research: Competencies for Analysis and Applications*. Edition. VIII: New Jersey: Pearson Education Inc, 2006.
- Gower, Roger, Diane Phillips, Steve Walters. 1995. *Teaching Practice Handbook*. Great Britain: The Bath press.
- Hadfield, Jill. 1996. *Advanced Communication Games*. England: Addison Wesley Longman Limited
- Hadfield, Jill. 1996. *Elementary Communication Games*. England: Addison Wesley Longman Limited
- Hadfield, Jill & Hadfield, Charless. 2001. *Simple Speaking Activities*. England: Oxford University Press.
- Harmer, Jeremy. 1998. *How to Teach English*. England: Addison Wesley Longman Limited.
- Heaton, J.B.. *Writing English Language Tests*. Edition. IV: London: Longman Group UK Limited. 1991
- Klaeur, Caesar. 1998. *Using Games in Language Teaching*. Available at: <http://maxpages.com/maxpagesplus>
- Rivers, Wilga M. 1996. *Interactive language Teaching*. Cambridge: Cambridge University Press.
- Sugiyono. *Metode Penelitian Pendidikan: Pendekatan Kuantitatif, Kualitatif, dan R&D*. Cet. X; Bandung: Alfabeta, 2010.
- Thiagarajan, S. (1999). *Teamwork and teamplay: Games and activities for building and training teams*. San Francisco: Jossey-Bass.

APPENDIX I

Research instrument

1. Pre-Test

1. Describe your self!
2. Tell us your unforgettable experience!

2. Post-Test

1. Describe one of your classmate!
2. Tell us your friend's funny experience!




APPENDIX II

The Result of the Students Pre-Test in Experimental Class

XI IPA 1

No	Name	Fluency	Accuracy	comprehensibility	Score
1	Alika Aprilia	3	3	2	8
2	A.Muh.Zaki Hanifan	3	3	3	9
3	Andri	2	3	2	7
4	Ayu Harsari	2	1	3	6
5	Badriani Badaruddin	3	3	2	8
6	Dian Safirah	3	3	2	8
7	Elisya Sri	3	2	3	8
8	Fani	2	1	2	5
9	Firmayanti	3	3	3	9
10	Jhiska	4	3	3	10
11	Khaeruddin Ahmad	2	3	3	8
12	Lutfi	2	3	2	7
13	Nur magfirah	3	3	3	9
14	Nurlia	3	3	3	9
15	Nursyahidah Idris	3	2	2	7

16	Nurul Megawati W	3	2	3	8
17	Nurwahidah	2	2	2	6
18	Rijal Rajab	2	2	2	6
19	Sri Nursyam	2	3	3	8
20	Suciati	3	2	2	7
Total		53	50	50	153



APPENDIX III

The Result of the Students Post Test in Experimental Class

XI IPA 1

No	Name	Fluency	Accuracy	comprehensibility	Score
1	Alika Aprilia	5	5	3	13
2	A.Muh.Zaki Hanifan	5	4	4	13
3	Andri	3	4	3	10
4	Ayu Harsari	3	2	4	9
5	Badriani Badaruddin	4	4	3	11
6	Dian Safirah	3	3	4	10
7	Elisya Sri	4	3	4	11
8	Fani	3	2	3	8
9	Firmayanti	5	4	5	14
10	Jhiska	6	4	5	15
11	Khaeruddin Ahmad	3	4	4	11
12	Lutfi	3	4	3	10
13	Nur magfirah	5	4	5	14
14	Nurlia	4	4	4	12
15	Nursyahidah Idris	4	3	3	10

16	Nurul Megawati W	4	3	4	11
17	Nurwahidah	3	3	3	9
18	Rijal Rajab	2	2	2	6
19	Sri Nursyam	4	3	4	11
20	Suciati	4	2	3	9
Total		77	67	73	217




APPENDIX IV

The Result of the Students Pre Test in Controlled Class

XI IPA 3

No	Name	Fluency	Accuracy	comprehensibility	Score
1	Achmad Taji	2	3	3	8
2	Alifya budi karelita	3	3	3	9
3	Andi Hafida	3	3	3	9
4	Annan Bahnur	1	1	2	4
5	Aslinda Syam	3	3	3	9
6	Aswatul Nur hasan	2	3	2	7
7	Erwin	2	2	2	6
8	Irfina	3	2	2	7
9	Israyanti	2	3	3	8
10	Jumriani	2	2	2	6
11	Juniar nurul	2	2	2	6
12	Muh. Jabbar	1	2	2	5
13	Muh. Rahmat	2	2	3	7
14	Muh. Ramli Massa	3	3	3	9
15	Musdalifah	3	3	3	9
16	Nita kartini	2	2	3	7

17	Nur Khusnul chatimah	3	3	3	9
18	Nuralim	2	3	2	7
19	Nurilmih	3	3	3	9
20	Nurul jihad	2	2	3	7
Total		46	50	52	148




APPENDIX V

The Result of the Students Post-Test in Controlled Class XI IPA 3

No	Name	Fluency	Accuracy	comprehensibility	Score
1	Achmad Taji	3	3	3	9
2	Alifya budi karelita	4	3	4	11
3	Andi Hafida	3	3	3	9
4	Annan Bahnur	2	1	2	5
5	Aslinda Syam	4	3	4	11
6	Aswatul Nur hasan	3	3	3	9
7	Erwin	2	2	3	7
8	Irfina	3	2	3	8
9	Israyanti	3	3	4	10
10	Jumriani	3	2	3	8
11	Juniar nurul	3	2	3	8
12	Muh. Jabbar	2	2	3	7
13	Muh. Rahmat	3	2	3	8
14	Muh. Ramli Massa	4	3	3	10
15	Musdalifah	3	3	4	10
16	Nita kartini	3	2	3	8

17	Nur Khusnul chatimah	4	3	4	11
18	Nuralim	2	3	3	8
19	Nurilmih	3	3	4	10
20	Nurul jihad	3	2	3	8
Total		60	50	65	175



APPENDIX VII

The Mean Score of Experimental and Controlled Class

A. Experimental Class

1. Pre-test

$$\bar{X}_1 = \frac{\sum X}{N}$$

$$\bar{X}_2 = \frac{153}{20}$$

$$\bar{X}_2 = 7,65$$

2. Post-test

$$\bar{X}_1 = \frac{\sum X}{N}$$

$$\bar{X}_2 = \frac{217}{20}$$

$$\bar{X}_2 = 10,85$$

A. Control Class

1. Pre-test

$$\bar{X}_2 = \frac{\sum X}{N}$$

$$\bar{X}_2 = \frac{148}{20}$$


$$\bar{X}_2 = 7,4$$

2. Post-test

$$\bar{X}_2 = \frac{\sum X}{N}$$

$$\bar{X}_2 = \frac{175}{20}$$

$$\bar{X}_2 = 8,75$$



APPENDIX IX

Standard Deviation of Experimental and Controlled Class

A. Experimental Class

$$SD = \sqrt{\frac{\sum(\bar{X}_{i-} - \bar{X})^2}{N-1}}$$

D = Standard Deviation

Σ = Total Row Score

N = Total Number of the Students

1. Pre Test

$$\begin{aligned} SD &= \sqrt{\frac{\sum(\bar{X}_{i-} - \bar{X})^2}{N-1}} \\ &= \sqrt{1,60} \\ &= 1,26 \end{aligned}$$

2. Post Test

$$\begin{aligned} SD &= \sqrt{\frac{\sum(\bar{X}_{i-} - \bar{X})^2}{N-1}} \\ &= \sqrt{4,82} \\ &= 2,19 \end{aligned}$$

B. Controlled Class

1. Pre Test

$$\begin{aligned} SD &= \sqrt{\frac{\sum(\bar{X}_{i-} - \bar{X})^2}{N-1}} \\ &= \sqrt{2,25} \\ &= 1,5 \end{aligned}$$

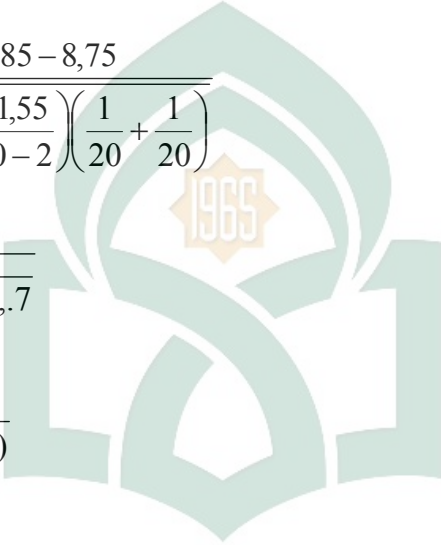
2. Post Test

$$\begin{aligned} SD &= \sqrt{\frac{\sum(\bar{X}_{i-} - \bar{X})^2}{N-1}} \\ &= \sqrt{2,41} \\ &= 1,55 \end{aligned}$$

APPENDIX X

The Significance Different

1. t- Test

$$\begin{aligned}
 & \frac{\bar{X}_1 - \bar{X}_2}{\sqrt{\left(\frac{S_1 + S_2}{n_1 + n_2 - 2} \right) \left(\frac{1}{n_1} + \frac{1}{n_2} \right)}} \\
 & \frac{10,85 - 8,75}{\sqrt{\left(\frac{2,19 + 1,55}{20 + 20 - 2} \right) \left(\frac{1}{20} + \frac{1}{20} \right)}} \\
 & \frac{2,1}{\left(\frac{3,75}{38} \right) \sqrt{0,7}} \\
 & \frac{2,1}{(0,09)(0,3)} \\
 & \frac{2,1}{0,027} \\
 & = 77,7
 \end{aligned}$$


UNIVERSITAS ISLAM NEGERI
ALAUDDIN
MAKASSAR

2. t- Table

For level of significance (D) = 0.05

Degree of freedom (df) = $(N_1 + N_2) - 2 = (20 + 20) - 2 = 38$


t – Table = 2.03

$$t = (1 - \frac{\alpha}{2}; df)$$

$$(1 - \frac{0,05}{2}; 38)$$

$$(0,975; 38)$$

$$= 2,03$$



APPENDIX X

Df	Level of Significance for two-tailed test					
	0,5	0,2	0,1	0,05	0,02	0,01
	Level of Significance for one-tailed test					
	0,25	0,1	0	0,025	0,01	0.005
1	1.000	3.078	6.314	12.706	31,821	63.657
2	0.816	1.886	2.920	4.303	6.965	9.926
3	0.765	1.638	2.353	3.183	4.541	5.841
4	0.741	1.533	2.132	2.776	3.747	4.604
5	0.727	1.476	2.015	2.571	3.365	4.032
6	0.718	1.440	1.943	2.447	2.143	3.707
7	0.711	1.451	1.895	2.365	2.998	3.499
8	0.706	1.397	1.860	2.306	2.896	3.355
9	0.703	1.383	1.833	2.262	2.821	3.250
10	0.700	1.372	1.812	2.226	2.764	3.169
11	0.697	1.363	1.769	2.201	2.718	3.106
12	0.695	1.356	1.782	2.179	2.681	3.055
13	0.694	1.350	1.771	2.160	2.650	3.120
14	0.692	1.345	1.761	2.143	2.624	2.977
15	0.691	1.341	1.753	2.331	2.604	2.947
16	0.690	1.337	1.746	2.120	2.583	2.921
17	0.689	1.333	1.740	2.110	2.567	2.898
18	0.688	1.330	1.734	2.101	2.552	2.878
19	0.688	1.328	1.729	2.093	2.539	2.861
20	0.687	1.325	1.725	2.086	2.528	2.845
21	0.686	1.323	1.721	2.080	2.518	2.831
22	0.686	1.321	1.717	2.074	2.505	2.819
23	0.685	1.319	1.714	2.690	2.500	2.807
24	0.685	1.318	1.711	2.640	2.492	2.797
25	0.684	1.316	1.708	2.060	2.485	2.787
26	0.684	1.315	1.706	2.056	2.479	2.779
27	0.684	1.314	1.703	2.052	2.473	2.771
28	0.683	1.313	1.701	2.048	2.467	2.763
29	0.683	1.311	1.699	2.045	2.462	2.756

30	0.683	1.310	1.697	2.042	2.457	2.750
31	1,309	1,696	2,040	2,453	2,744	3,375
32	1,309	1,694	2,037	2,449	2,738	3,365
33	1,308	1,692	2,035	2,445	2,733	3,356
34	1,307	1,691	2,032	2,441	2,728	3,348
36	1,306	1,690	2,030	2,438	2,724	3,340
37	1,306	1,688	2,028	2,434	2,719	3,333
38	1,305	1,687	2,026	2,431	2,715	3,326
39	1,304	1,686	2,024	2,429	2,712	3,319
40	1,304	1,685	2,023	2,426	2,708	3,313
60	0.679	1.296	1.671	2.000	2.390	2.660
120	0.677	1.289	1.658	2.890	2.358	2.617



APPENDIX XII

Documentation











Student answer the question



Last meeting

APPENDIX XIII

SNAKE AND LADDER GAME

		CLEAVER (+) CRAZY (+) LAZY (-) DILIGENT (-) GENTLE (?) (PAST)	HOW PITTY YOU ARE.....	OLD (+) QUICK (+) READY (-) SILENT (-) SWEET (?) (PRESENT)	BACK 3 STEPS	
					FREE (+) FLAT (+) FAST (-) FALSE (-) FAR (?) (PRESENT)	
GO 3 STEPS	ANGRY (+) ACTIVE (+) BORED (-) BRAVE (-) BUSY (?) (PRESENT)	POOR YOU.....	JEALOUS (+) KIND (+) LATE (-) LUCKY (-) NERVOUS (?) (PRESENT)	NAUGHTY (+) PATIENT (+) POLITE (-) RICH (-) SAD (?) (PRESENT)	PLEASE TRY AGAIN	HANDSOME (+) BEAUTIFUL (+) CALM (-) COOL (-) DARK (?) (PRESENT)
SLEEP (+) SING (+) SELL (-) PUT (-) MAKE (?) (PAST)						
TEACH (+) THINK (+) WRITE (-) STAND (-) SIT (?) (PRESENT)	SORRY	MOVE (+) OPEN (+) LIVE (-) NEED (-) PRAY (?) (PRESENT)	JOIN (+) JUMP (+) INVITE (-) KICK (-) KILL (?) (PAST)	HATE (+) LOVE (+) ENTER (-) DROP (-) FOLLOW (?) (PRESENT)		

- Menulis kalimat pendek dan simple past tense
- Menyebutkan fungsi dari the simple past tense
- Mengidentifikasi the simple past tense
- Memilih bentuk kata kerja untuk simple past tense

ajarannya

belajaran siswa mampu :

kalimat pendek dengan benar

un kata acak menjadi kalimat yang baik

anakan “the simple past tense” dengan benar

ajarannya

UNIVERSITAS ISLAM NEGERI

ALAUDDIN

M A K A S S A R

The Simple Past Tense

Indikator :

- ### 1. Tujuan pembelajaran

- Menulis kalimat pendek dengan benar
- Menyusun kata acak menjadi kalimat yang baik dan benar.
- Menggunakan “the simple past tense” dengan benar.

a. Penjelasan dan contoh the *simple past tense*

The Simple Past Tense

Study the summary!

2). The uses of this tense

It expresses the event that happened in the past

Example: I took a shower yesterday.

She went to school two days ago.

3). The forms of the Simple Past

a) Statement

I
You
They
We
He
She
It

} went

b) Negative

He
She
It
I
You
We
They

} + did not (didn't) + infinitive

c) Interrogative Questions

he
she
it
I
you
we
they

Did } + infinitive?

d) Short answer

Yes he
 she } + did
 it }

Yes, I
 you } did
 we }
 They }

No he
 she } + didn't
 it }

No, I
 you } didn't
 we }
 They }

3. Metode/ teknik :

- penjelasan
- pemodelan
- diskusi
- latihan
- penugasan

4. Langkah-langkah Kegiatan

○ Kegiatan Pendahuluan

- greeting
- menyampaikan tujuan pembelajaran
- brainstorming

○ Kegiatan inti

- Pertemuan pertama
 1. penjelasan mengenai the Simple Past Tense
 2. Mengamati contoh-contoh kalimat the Simple Past Tense
 3. Menyebutkan ciri-ciri the Simple Past Tense
 4. Menyusun kata menjadi kalimat yang benar.
- Pertemuan Kedua
 1. Mengidentifikasi the Simple Past Tense dalam teks
 2. Menulis kalimat the Simple Past Tense
 3. Mengerjakan latihan tentang “the simple past tense”.

○ Kegiatan Penutup

- menanyakan kesulitan siswa dalam memahami materi
- melakukan refleksi

5. Sumber Belajar

- a. Internet
- b. Kamus
- c. Handout

6. Penilaian

- a. Teknik : Tes Tertulis
- b. Bentuk instrument : - menyusun kata
- menulis kalimat/paragraf

Karakter yang ingin dikembangkan dalam Pembelajaran Materi ini

- Rasa ingin tahu
- Komunikatif
- Berani

Mengetahui
Kepala Sekolah

Takalar, 29 Januari 2016

Guru Mata Pelajaran

Drs.H.Muh. Ali,M.Pd
NIP. 195909251984031007

Muhammad Fajar Sidiq
NIM. 20400112056



RENCANA PELAKSANAAN PEMBELAJARAN

Satuan Pendidikan	: SMA Negeri 1 Takalar
Kelas / Semester	: XI (Sebeles)
Mata Pelajaran	: Bahasa Inggris
Alokasi Waktu	: 2 x 40 menit
Aspek	: Kompetensi Kebahasaan

Indikator :

- Menulis kalimat pendek dan sederhana the Simple Present Tense
- Menyebutkan fungsi dari the Simple Present Tense
- Mengidentifikasi the Simple Present Tense dalam teks
- Memilih bentuk kata kerja untuk the Simple Present Tense

1. Tujuan pembelajaran

Pada akhir pembelajaran siswa mampu :

- Menulis kalimat pendek dengan benar
- Menyusun kata acak menjadi kalimat yang baik dan benar.
- Menggunakan “the simple present tense” dengan benar.

2. Materi Pembelajaran

a. Penjelasan dan contoh the *simple present tense*

The Simple Present Tense

Study the summary!

1). The Simple Present: Past  Future

2). The uses of this tense

a) It expresses ***daily habits*** or usual activities

Example: I take a shower everyday.

She goes to school every morning.

- b) It expresses **general statements of fact**

Example : The earth goes around the sun.

The sun rises in the east.

3). The forms of the Simple Present

- e) Statement

He	}	runs	I	}	run
She			You		
It			We		
			They		

Note:

- When the subject is third person singular (e.g. **he, she, it, Edo, the planet**), add a final **-s** or **-es** to the verb
- Add **-es** if the verb ends in **-sh, -ch, -ss, -x, or -zz**

wash	washes
catch	catches
fix	fixes
pass	passes
buzz	buzzes

- If the verb ends in a **consonant + -y**, change the -y to **i** and add **-es**

study	studies
try	tries

- If the verb ends in a **vowel + -y**, simply add **-s**

pay	pays
buy	buys

- f) Negative

He	}	+ does not (doesn't) + infinitive
She		

It

I
You
We
They

} + do not (don't) + infinitive

Note:

Do not add a final -s to the main verb (e.g. run) in a negative sentence.
(incorrect: He doesn't runs)

g) Interrogative Questions

Does he
she
it

} + infinitive?

I
you
we
they

} + infinitive.....?

Do

Note:

Do not add a final -s to the main verb in question.
(incorrect: does he runs?)

h) Short answer

Yes he
she
it

} + does

No he
she
it

} + doesn't

Yes, I
you
we
They

} do

No, I
you
we
They

} don't

- i) Adverbs that are usually used in this tense
- always
 - seldom/rarely
 - usually generally/commonly
 - often/frequently
 - once in awhile/sometimes
 - never
 - early/each
 - every (everyday, every week, every month, every year, every night, etc)

3. Metode/ teknik :

- penjelasan
- pemodelan
- diskusi
- latihan
- penugasan

4. Langkah-langkah Kegiatan

- Kegiatan Pendahuluan
 - greeting
 - menyampaikan tujuan pembelajaran
 - brainstorming
- Kegiatan inti
 - Pertemuan pertama
 - 1. penjelasan mengenai the Simple Present Tense
 - 2. Mengamati contoh-contoh kalimat the Simple Present Tense
 - 3. Menyebutkan ciri-ciri the Simple Present Tense
 - 4. Menyusun kata menjadi kalimat yang benar.
 - Pertemuan Kedua
 - 1. Menjelaskan ke siswa tentang permainan ular tangga
 - 2. Menjelaskan ke siswa cara bermain ular tangga
 - 3. Memberikan siswa bermain ular tangga
- Kegiatan Penutup
 - menanyakan kesulitan siswa dalam memahami materi
 - melakukan refleksi

5. Sumber Belajar

- a. Internet
- b. Kamus
- c. Handout

6. Penilaian

- a. Teknik : Tes Tertulis
- b. Bentuk instrument : - menyusun kata
- menulis kalimat/paragraf

c. Contoh instrument :

- Re-arrange these jumbled words into a good sentences.
- Write one simple present tense sentence using “tobe” and one using “full verb”
- Write a short paragraph about your daily activity.
- Garis bawahi kata kerja bentuk Simple Present yang terdapat pada teks berjudul “The Police Station”

Karakter yang ingin dikembangkan dalam Pembelajaran Materi ini

- Rasa ingin tahu
- Komunikatif
- Berani



Mengetahui
Kepala Sekolah

Drs.H.Muh. Ali,M.Pd
NIP. 195909251984031007

Takalar, 29 Januari 2016

Guru Mata Pelajaran

Muhammad Fajar Sidiq
NIM. 20400112056

CURRICULUM VITAE



The writer, Muhammad Fajar Sidiq, was born in Makassar on July 25th, 1993. She is the first son of Kaharuddin and Musyawarah. In 2005 she finished his primary school at MIS. Muhammadiyah Parambambe, Takalar, South Sulawesi Province then he continued to MTs Muhammadiyah Bontorita Takalar. When he finished, he continued to MA. Muhammadiyah Bontotita. In 2012 he was accepted in English Education Department of Tarbiyah and Teaching Science Faculty of UIN Alauddin Makassar. In 2016, he achieved his S1 from UIN Alauddin Makassar. During his study in UIN, he has been actively involved in students association and English community. They are; HMJ PBI UIN Alauddin Makassar (Students Association of English Education Department), English Devotee Community (EDIT), and English Youth Community (E-YouC). community in Makassar.