


THE EFFECTIVENESS OF OUTDOOR LEARNING METHOD TO IMPROVE  
THE SECOND GRADE STUDENTS' SPEAKING ABILITY  
AT MTS IZZATUL MA'ARIF TAPPINA  
KAB. POLEWALI MANDAR



A Thesis

*Submitted in Partial Fulfillment of the Requirements for the Degree of  
Sarjana Pendidikan (S.Pd) of English Education Department  
Tarbiyah and Teaching Science Faculty  
Alauddin State Islamic University  
of Makassar*

UNIVERSITAS ISLAM NEGERI  
ALAUDDIN  
MAKASSAR

By:  
NAJAMUDDIN  
Reg. Number: 20400113158

ENGLISH EDUCATION DEPARTMENT  
TARBIYAH AND TEACHING SCIENCE FACULTY  
ALAUDDIN STATE ISLAMIC UNIVERSITY OF MAKASSAR  
2017

## PERNYATAAN KEASLIAN SKRIPSI

Mahasiswa yang bertanda tangan di bawah ini:

Nama : Najamuddin  
NIM : 20400113158  
Tempat/Tgl.Lahir : Tappina, 05 Maret 1995  
Jur/ Prodi/ Konsentrasi : Pendidikan Bahasa Inggris  
Fakultas/ Program : Tarbiyah and Keguruan/ S1  
Alamat : Jl. Abd. Kadir BTN Hartaco Indah Blok 1K No. 2  
Judul : *The Effectiveness of Outdoor Learning Method to  
Improve the Second Grade Students' Speaking  
Ability at Mts Izzatul Ma'arif Tappina Kab.  
Polewali Mandar*


Menyatakan dengan sesungguhnya dan penuh kesadaran bahwa skripsi ini adalah hasil karya sendiri. Jika di kemudian hari terbukti bahwa ia merupakan duplikat, tiruan, plagiat, atau buatan orang lain, sebagian atau seluruhnya, maka skripsi yang di peroleh karenanya batal demi hukum.

UNIVERSITAS ISLAM NEGERI

ALA UDDIN  
M A K A S S A R

Makassar, 20 September 2017

Penyusun,



Najamuddin

NIM. 20400113158

## PERSETUJUAN PEMBIMBING

Pembimbing penulisan skripsi saudara Najamuddin NIM. 20400113158, mahasiswa Jurusan Pendidikan Bahasa Inggris pada Fakultas Tarbiyah dan Keguruan UIN Alauddin Makassar, setelah dengan seksama meneliti dan mengoreksi skripsi yang bersangkutan dengan judul *"The Effectiveness of Outdoor Learning Method to Improve the Second Grade Students' Speaking Ability at Mits Izzatul Ma'arif Tappina Kab. Polewali Mandar"*, memandang bahwa skripsi tersebut telah memenuhi syarat-syarat ilmiah dan dapat disetujui untuk diajukan ke sidang munaqasyah.

Demikian persetujuan ini diberikan untuk dipergunakan dan diproses selanjutnya.

Makassar, 20 September 2017

Pembimbing I

Pembimbing II

  
Dr. H. Abd. Muhs Said, M.Ed.TESOL  
NIP. 19561231 199003 1 024

  
Dra. Hj. St. Azisah, M.Ed.St., Ph.D.  
NIP. 19671231 199303 2 016

MAKASSAR

## PENGESAHAN SKRIPSI

Skripsi yang berjudul, "The Effectiveness of Outdoor Learning Method to Improve the Second Grade Students' Speaking Ability at MTs Izzatul Ma'arif Tappina Kab. Polewali Mandar", yang disusun oleh Najamuddin, NIM: 20400113158, Mahasiswa Jurusan Pendidikan Bahasa Inggris pada Fakultas Tarbiyah dan Keguruan UIN Alauddin Makassar, telah diuji dan dipertahankan dalam sidang munaqasyah yang diselenggarakan pada hari Kamis, tanggal 02 Nopember 2017 yang bertepatan dengan tanggal 13 Safar 1439 H dan dinyatakan telah dapat diterima sebagai salah satu syarat untuk memperoleh gelar Sarjana Pendidikan (S.Pd.) pada Fakultas Tarbiyah dan Keguruan, Jurusan Pendidikan Bahasa Inggris dengan beberapa perbaikan.

Samata – Gowa, 02 Nopember 2017 M

13 Safar 1439 H

### DEWAN PENGUJI

(SK. Dekan No. 2537 Tahun 2017)

Ketua : Dr. Kamsinah, M.Pd.I.  
Sekretaris : Sitti. Nurpahmi, S.Pd., M.Pd.  
Munaqisy I : Dr. Hj. Djuwairiah Ahmad, M.Pd., M.TESOL.  
Munaqisy II : Dr. H. Wahyuddin Naro, M.Hum.  
Pembimbing I : Dr. H. Abd. Muis Said, M.Ed.TESOL.  
Pembimbing II: Dra. Hj. St. Azisah, M.Ed.St., Ph.D.

Diketahui oleh:

Dekan Fakultas Tarbiyah dan Keguruan  
UIN Alauddin Makassar,

Dr. H. Muhammad Amri, Lc., M.Ag.  
NIP. 19730120 200312 1 001



## ACKNOWLEDGEMENTS



*Alhamdulillah Robbil ‘Alamin.* The researcher praises his highest gratitude to the almighty Allah SWT., who has given His blessing, mercy, health, and inspiration to complete this thesis. Salam and Shalawat are due to the highly chosen Prophet Muhammad SAW. His families and followers until the end of the world.

During the writing of this thesis, the researcher received much assistance from a number of people. For their valuable guidance, correction, suggestion, advice and golden support. Without them, the writing of this thesis would never have been possible completed especially the writer’s beloved parents **Yusuf and Samsiana**, who always give attention and their motivation both material and spritual until the completing of this thesis. In addition, the researcher would like to express the greatest thankful and appreciation for those people, they are:

1. **Prof. Dr. H. Musafir Pababbari, M.Si.**, as the Rector of Alauddin State Islamic University of Makassar.
2. **Dr. H. Muhammad Amri, Lc., M.Ag.**, the Dean of Tarbiyah and Teaching Science Faculty of UIN Makassar.
3. **Dr. Kamsinah, M.Pd.I and Sitti Nurpahmi, S. Pd., M. Pd** as the Head and Secretary of English Education Department of Tarbiyah and Teaching Science Faculty of UIN Makassar.

4. **Dr. H. Abd. Muis Said, M.Ed.TESOL** as the first consultant and **Dra. Hj. St. Azisah, M.Ed.St., Ph.D.** as the second consultant who have given their really valuable time and patience, supported, assistance, advices and guided the researcher during this thesis writing.
5. The most profound thanks delivered to all the lecturers of English Education Department and all the staffs of Tarbiyah and Teaching Sciences faculty at Alauddin State Islamic University of Makassar for their multitude of lesson, lending a hand, support and guidance during the researchers' studies.
6. The Headmaster **Lukman, S.Ag.** and the English teacher of MTs Izzatul Ma'arif Tappina **Syarifuddin, S.S.**, who gave their time, guidance, and advice during the research and also big thanks to all the eighth grade students of MTs Izzatul Ma'arif Tappina in academic year 2017-2018 who gave their time so willingly to participate in this research.
7. Thanks to all the second grade students of MTs Izzatul Ma'arif Tappina in academic year 2017/2018 who gave their time so willingly to participate in this research.
8. The writer's beloved brothers and sisters **Andi Arman Ardiansyah, Arni, Muhammad Mas'ud MS, Ahmad Junaid, Armady Jaya, Kasmawati Amir, Muhammad Akhyar, Rahmawana, Masniyah, Reski Amaliah S., Katika Sari, Mirnawati, Nurvitasari, and Supiati** for their patient, prayers, motivation and smile.

9. KKN Erelembang's Squad **Nur Hikmah Aziz, Fitrah, Nurzarina, Demi Wahda, Tiara Wulansari, Zulfaidah, Nur Fitriah Azizah, Nur Hilal, Muhammad Fadly, Susanto, Khaerul Habibie, Jusman and Syaifullah.**
10. Special thanks to researcher's beloved classmates in PBI 7/8 and all my friends in PBI 2013 who could not be mentioned here. Thanks for sincere friendship and assistance during the writing of this thesis.
11. All of the people around the researcher's life whom could not mention one by one by researcher who has given a big inspiration, motivation, spirit, do'a for researcher.

The researcher realizes that the writing of this thesis is far from perfect. Remaining errors are the researcher's own; therefore, constructive criticisms and suggestions will be highly appreciated. May all our/the efforts are blessed by Allah SWT. Aamiin.

Makassar, 20 September 2017

The researcher,

UNIVERSITAS ISLAM NEGERI  
**ALAUDDIN**  
M A K A S S A R

Najamuddin

NIM.201400113158

## LIST OF CONTENTS

	Pages
<b>TITLE PAGE .....</b>	<b>i</b>
<b>PERNYATAAN KEASLIAN SKRIPSI .....</b>	<b>ii</b>
<b>PERSETUJUAN PEMBIMBING.....</b>	<b>iii</b>
<b>PENGESAHAN SKRIPSI .....</b>	<b>iv</b>
<b>ACKNOWLEDGMENTS .....</b>	<b>v</b>
<b>LIST OF CONTENTS.....</b>	<b>viii</b>
<b>LIST OF FIGURES .....</b>	<b>x</b>
<b>LIST OF TABLES .....</b>	<b>xi</b>
<b>LIST OF APPENDICES.....</b>	<b>xii</b>
<b>ABSTRACT .....</b>	<b>xiii</b>
<b>CHAPTER I. INTRODUCTION</b>	
A. Background .....	1
B. Research Problem.....	4
C. Research Objective.....	5
D. Research Significances.....	5
E. Research Scope .....	6
F. Operational Definition of Terms .....	6
<b>CHAPTER II. REVIEW OF RELATED LITERATURE</b>	
A. Preview of Related Research Findings .....	8
B. Some Pertinent Ideas .....	9
1. The Defenition of Speaking .....	9
2. The Element of Speaking.....	11
3. The Principle in Teaching Speaking.....	13
4. The Characteristic Succesful of Speaking Activity ..	13
5. Assesing in Speaking .....	14
6. Defenition of Outdoor Learning .....	20
7. Concept Underlying of Outdoor Learning.....	21
8. The steps of outdoor learning .....	22
9. The benefits of outdoor learning .....	23
C. Conceptual Framework .....	25
D. Hypothesis.....	26
<b>CHAPTER III RESEARCH METHODOLOGY</b>	
A. Research Design and Location .....	27
B. Research Variables .....	28
C. Population and Sample .....	28
D. Research Instruments .....	29
E. Data Collecting Procedure .....	29



F. Technique of Data Analysis .....	31
G. Research Procedure .....	35
<b>CHAPTER IV FINDINGS AND DISCUSSIONS</b>	
A. Findings .....	38
B. Discussions .....	42
<b>CHAPTER V CONCLUSION AND SUGGESTIONS</b>	
A. Conclusion .....	45
B. Suggestions .....	45
<b>BIBLIOGRAPHY.....</b>	<b>47</b>
<b>APPENDICES.....</b>	<b>49</b>
<b>CURRUCULUM VITAE .....</b>	<b>80</b>



## LIST OF FIGURES

	Pages
<b>Figure 2.1</b> Conceptual Framework.....	25
<b>Figure 3.1</b> Research Design.....	27



## LIST OF TABLES

	Pages
<b>Table 1</b>	The rate percentage of score experimental class in pre-test ..... 38
<b>Table 2</b>	The rate percentage of score experimental class in post-test..... 39
<b>Table 3</b>	The rate percentage of score controlled class in pre-test ..... 40
<b>Table 4</b>	The rate percentage of score controlled class in post-test..... 40
<b>Table 5</b>	The mean score and standard deviation of experimental class and control class in post-test..... 41
<b>Table 6</b>	The significance score of experimental and controlled class ..... 42



## LIST OF APPENDIX

	Pages
<b>Appendix A</b> : The result of the students pre-test and post-test in experimental class.....	50
<b>Appendix B</b> : The result of the students pre-test and post-test in controlled class.....	51
<b>Appendix C</b> : The mean score of experimental class and controlled class..	52
<b>Appendix D</b> : Standard deviation of experimental class and controlled class .....	53
<b>Appendix E</b> : The significance different .....	55
<b>Appendix F</b> : Distribution of t-Table .....	56
<b>Appendix G</b> : Lesson Plan .....	57
<b>Appendix H</b> : Research Instrument .....	73
<b>Appendix I</b> : Documentation .....	78



## ABSTRACT

Name : Najamuddin  
Reg. No. : 20400113158  
Department/faculty : English Education/Tarbiyah and Teaching Science  
Title : *The Effectiveness of Outdoor Learning Method to Improve the Second Grade Students' Speaking Ability at MTs Izzatul Ma'arif Tappina Kab. Polewali Mandar.*  
Consultant I : Dr. H. Abd. Muis Said, M.Ed.TESOL.  
Consultant II : Dra. Hj. St. Azisah, M.Ed.St., Ph.D.

---

This research aimed at finding out the effectiveness of outdoor learning method to improve the second grade students' speaking ability at MTs Izzatul Ma'arif Tappina Kab. Polewali Mandar. The problem statements of this research is "To what extent is the Outdoor Learning Method effective to improve the second grade students' speaking ability at MTs Izzatul Ma'arif Tappina Kab. Polewali Mandar?" The objective of this research is: To find out the effectiveness of outdoor learning method to improve the second grade students' speaking ability at MTs Izzatul Ma'arif Tappina Kab. Polewali Mandar.

The researcher applied quasi-experimental design with non-equivalent control group design. The population of this research was the second year students at MTs Izzatul Ma'arif Tappina Kab. Polewali Mandar which consisted of 60 students. The sample were taken by using purposive sampling technique which consisted of 40 students with 20 student's as experimental class and 20 student's as control class.

There were two research variables: Independent variable and dependent variable. The independent variable of this research is outdoor learning method and dependent variable of this research is teaching speaking.

The data were collected through speaking test in pre-test and post-test. The result of the data indicated that there was a significant difference between students' post-test in experimental class and control class. The mean score of post-test (2.12) in experimental class was greater than the mean score of post-test (1.57) in control class and the standard deviation of post-test (0.80) in experimental class was greater than the standard deviation of post-test in control class (0.58). From t-test, the researcher found that the value of t-test (3.66) was greater than t-table (2.042) at the level of significance ( $\alpha$ ) = 0.05 with degree of freedom ( $df$ ) =  $(N_1 + N_2) - 2 = (20 + 20) - 2 = 38$

Based on the finding and discussion of the research, the researcher drew a conclusion that the use of outdoor learning method is effective to improve the



students' speaking ability in the second year students at MTs Izzatul Ma'arif Tappina Kab. Polewali Mandar.



## CHAPTER I

### INTRODUCTION

This chapter presents the introduction which consist of background, problem statement, objectives, significance, and scope of the research.

#### *A. Background*

The objective of English teaching was the ability to speak English fluently. But in reality, there were many students were not able to speak English well. Commonly, they only had capability in grammar, reading or writing. It was because English was not spoken in society, so the accuracy and fluency to speak English was difficult for the students. Moreover, the use of conventional teaching technique which only used the same way for each section of teaching English. Setiadi (2006) states that “speaking was the productive skill in the oral mode. It likes the other skills, was more complicated that it seems at first and involves more than pronouncing words.”

To make the students master the speaking exactly, they need a lot of things including the teachers’ learning strategies in the class, learning methodologies, and so on. As the fact, a number of teachers often find problems when they guide their students in mastering speaking subject. Furthermore, The teachers sometime got difficulties to solve those problems. For example: the teachers of English subject at the second grade at MTs Izzatul Ma’arif Tappina Kab. Polewali Mandar. They had problems to help their students in achieving good speaking in English. The researcher saw that in learning and teaching English process, the method which was used by the teacher was

very boring. The teacher only focused on how to teach the lesson until the end of the learning process, they did not think about the good ways to teach their students. They only used the conventional method. That was made their students lazy to learn.

Many teachers conducted their learning in the class by using conventional method, for instance speech, that made the students be passive or (teacher center). The students only stucked on the teachers' explanation, until the end of the lesson. As the result of this way, there were number of students who were getting bored.

Based on the researcher's preliminary observation which was done through interview on September, 15<sup>th</sup> 2016. The researcher found the problems including: there were many students did not have a good knowledge about speaking, lack of both confidence and motivation, they did not know how to produce and spell the words correctly. For instance, when the researcher showed some list of vocabularies to the students and asked them to speak such as the word of “you, jump, please, homework and dictionary, and asked them make a sentence from the word of “homework” I did my homework last night”. As the result, some of them could not produce and spell the words correctly. They were mentioned those words based on the written.

The students were trying to solve their own problems in knowing the meaning of the words and knowing how to produce those words in the right ways. The efforts were:

- 1). The students were trying to memorize the words dealing with the meaning.
- 2). The students were reading some of English books, for instance funny story to understand the name and the meaning of the words.
- 3). The students were trying to learn how to produce and spell the words correctly by listening the words in mobile phone.

The researcher was really worried about those problems, because the teacher could not solve those problems quickly, maybe all of the students would hate the English and they would never want to learn English. The researcher had a solution to help the students to solve those problems by using outdoor learning method. In this method the students would relax to learn and make all of the students active in learning speaking, because the place would be taken in outdoor, that was in yard of school, at that place the students not only learnt but also they played and enjoyed the lesson. So, this method made the students more active in learning and teaching speaking. The students would know all of the name of things around them and ask them to describe those things, because the students directly observed that things. It meant those from this method the students can improve their speakings' skill.

Based on the problems above the researcher decided to carry out improving speaking of the students because number of problems above related to improve students' mastering their speaking well and made their English useful at the future. The roles of the teacher were too important to help the students to solve their problems. To specify, the researcher concerned to choose this outdoor

learning method because, this method was very effective and interesting to improve the students' speaking ability. This method was very effective to apply in the learning and teaching process.

The reasons of the researcher to choose this method were first, this strategy allowed the usage of outdoor school environment as the source of teaching and learning. Second, in this strategy was considered to be effective to be applied at MTs Izzatul Ma'arif Tappina Kab. Polewali Mandar, because this location and it was also advantage in improving students' speaking mastery. Third, by applying this method the students not only studied but also they played because this method was fun. And the last, this method made the students more active in the class because they felt it directly (learning by doing). So that way, the researcher considers that learn English could be effective when the teacher used outdoor learning method.

To raise the students' speaking ability, the researcher used many methods, but the researcher preferred to choose outdoor learning as their method, because the researcher believed that by using this method could improve the students' speaking ability. Based on the previous explanations above the researcher interested to conduct an experimental research under titled "The Effectiveness of Outdoor Learning Method to Improve the Second Grade Students's Speaking Ability at MTs Izzatul Ma'arif Tappina Kab. Polewali Mandar".

### ***B. Research Problem***

Based on the previous background, the researcher stated that the problem statements of this research was "To what extent is the Outdoor Learning Method



effective to improve the second grade students' speaking ability at MTs Izzatul Ma'arif Tappina Kab. Polewali Mandar??"

### ***C. Research Objective***

Related to the problem statement, the objective of this research was to find out whether the outdoor learning effective to improve the second grade students' speaking ability at MTs Izzatul Ma'arif Tappina Kab. Polewali Mandar.

### ***D. Research Significances***

The output of this research would be highly expected to carry out some significances of teaching and learning speaking as follows:

#### **1. Theoretical Significance**

Having conducted this research, the researcher really hoped that the readers would receive a lot of knowledge related to this research, for instance the reader could know what the outdoor learning actually was, how to apply it in the class and so forth.

#### **2. Practical Significance**

##### **a. Significances for the students**

The result of this research aimed to help the students in learning how to build their ideas in speaking. Furthermore, the researcher helped the students to make their feeling to be good, because Outdoor Learning Method could involve all of students to love the material that the teacher teach to them, because the applying of this method took a place at outdoor like yard of school, so that way, from this method the students could get interest and motivation to learn more

about the material, cause of this method was enjoyable. Furthermore, this method was really fun and could make the students easy to master the speaking.

b. Significance for teachers

The result of this research was expected to give more knowledge about how to teach a good speaking to the students by using Outdoor learning method. This research surely helped the teacher guiding the students in enhancing their students' speaking mastery. After that the teacher also easily gave controlling for their students and achieve the goals effectively.

c. Significance for the institution

The researcher really hoped that this research may apply or possibly supports the institution to solve the problems as a helping of the result of this research, especially for the teacher who had a serious problem in teaching speaking.

***E. Research Scope***

The researcher limited his research by using outdoor learning to improve the students' speaking ability. The element of speaking would be researched was fluency and comprehensibility. The material that would be taught was describing picture about students' interest. The sample of this research was the second grade at MTs Izzatul Ma'arif Tappina Kab. Polewali Mandar.

***F. Operational Definition of Terms***

In this section, the researcher would like to give the operational definitions of topic as follows:

### 1. Outdoor learning

Outdoor learning is one of methods in learning and teaching English that taken a place in outdoor, like garden, yard of school and so forth, this method was really fun and interest, because the student can feel it directly. They not only imagine but also the can see and feel it directly (learning by doing).

### 2. Speaking

Speaking is a interactive process of constructing meaning that involves producing, receiving and processing information. It was form and meaning are depend on the context in which it occurs, including the participant themselves, their collective experiences, the physical environment, and the purposes for speaking. It was often spontaneous, open-ended, and involving. However, speech was not always unpredictable.

## CHAPTER II

### REVIEW OF RELATED LITERATURE

This chapter presents the literature review which deals with the operational definition of terms, previous related research findings, pertinent ideas, conceptual framework and hypothesis.

#### ***A. Preview of Related Research Findings***

This section, the researcher tried to present the review of several related literatures dealing with some related research findings. Many studies had been performed by the researcher related to the use of strategies, approaches, methods, techniques, or media, in motivating the learner to improve their speaking ability. Some of them were mentioned as follows:

Amri (2013), stated that using group leadership techniques was effective to improve the students' speaking ability. Conclude that the students' speaking ability was improved by using group leadership technique. It was proved by the t-test (3.21) which was higher than t-table (2.42).

Andinurdiana (2014) who wanted to enhancing students' speaking comprehension through whole brain teaching at PIBA students of UIN Alauddin Makassar. In the end of her research found that this strategy can activate the passive learners and also make the students were challenged, so stimulate them to compete each other to be best through activating the scoreboard.

Furthermore, Citra (2013) in her thesis "The Use of PAKEM (Active, Creative, Effective, and Joyful Learning) Approach to Improve the Students' Speaking Skill at The First Year Students of SMA Mahaputra Makassar".

Concluded that using PAKEM approach can improve the students' speaking skill in fluency. The score of self-confidence has improvement of 41.92% and the score of smoothness has improvement of 18.91%. Furthermore the result of PAKEM approach can improve the students' speaking skill in accuracy (30.41%).

Moreover, Rahmayanti (2015) in her thesis *"Penerapan Outdoor Learning Process Berbantu Puzzle Blocks Materi Ekosistem Untuk Meningkatkan Aktivitas Belajar dan Sikap Peduli Lingkungan"* found that using Outdoor learning with Puzzle blocks can improve the students' care to the environment, and through both of the method the students also can easy to understood the lesson about ecosystem.

In addition, Albiyar (2013) in his thesis *"Outdoor Study Terhadap Pemahaman Konsep Bagian Tumbuhan Beserta Fungsinya Untuk Anak Tunanetra"*. Found that there was a significance influence for anak tunanetra, so they can understand the part of plant by using Outdoor Study method.

The certain conditions of outdoor learning method as follows:

1. Outdoor Learning Method is conducted outside the classroom, such as garden, school yard and so on.
2. Outdoor Learning Method is better to apply at school with the large field then the small field.
3. Outdoor Learning Method is not good to apply in the crowded environment.

For instance, the school in the central city or closed to the market.



4. Outdoor Learning Method is suitable to apply in dry season and not in rainy season.
5. The teacher should be able to consider the safety factors of students (not dangerous for students).
6. One of the weakness of Outdoor Learning Method is the management of the students in outdoor will be difficult, so, the teachers should create a good condition to make the students more focused on the material. As result, the students can be easy to understand the material.

Related to the previous findings before, the researcher conducted his research with the different technique sampling and variabel. The previous finding used random sampling as their technique sampling, while in this research the researcher used purposive sampling. The variable was students' speaking ability.

#### ***B. Some Pertinent Ideas***

##### **1. The Definition of Speaking**

Speaking is one of the four basic skills in learning foreign besides listening, reading and writing. It has been taught since the students entered a Junior High School: however it is not easy for the students to communicate in English. They have to think more often when they speak in English. Of course, students need interaction with others (teachers, friends) to communicate. Bygate (1998) stated that interaction skill involves the ability to use language in order to satisfy particular demands. First, it is related to the internal conditions of speech. Second, it involves the dimension of interpersonal interaction in conversation.

Johnson and Morrow (1981) stated that speaking which is popular with the term oral communication is an activity involving two or more people in which hearers and speakers have to react to what they hear and their contributions at speed of a high level. They are the speaker, the hearer, and the message. Between the speakers and the hearers should agree on the message or meaning being talked through acceptable language.

Speaking means of oral communication in expressing ideas, information, and feeling from one person to others in order to interact or it is one way to bring message from one person to others. It is most essential way in which the speaker can express herself through the language.

Harmer (2001) defines speaking ability as the ability to speak fluently presupposed not only knowledge of language features, but also the ability to process information and language “on the spot”. It happens in the real situation and has little time for detailed planning.

Therefore, the fluency is required to reach the goal of the conversation. In a communicative, pragmatic view of the language classroom, speaking and speaking skill are closely interrelated. In a classroom, students will respond to the researcher after listening to some information (Brown, 2001). In addition, Channey (1998) in Kayi (2006) adds that speaking is the process of building and sharing the meaning through the use of verbal and non-verbal symbols in a variety of contexts. Speaking is more complex because it includes both a command of certain skills and several different types of knowledge.

Another distinction of speaking has been made by Brown and Yule in Nunan (2003) who consider the development of speaking skills into two parts that are dialogue and monologue. Multy-party speeches like casual conversation between friends or between children and their parents is interactive speaking or dialogue. Monologues such as news reporting on a television, and voice-mail message are non-interactive speaking. Public speeches and business presentations are typically planned. On the other hand, chatting with friends at the classroom and conversation at the shop are kinds of unplanned speaking.

## 2. The Elements of Speaking

According to Harmer (2001), aspect of speaking can be divided as follows:

### a. Pronunciation

Pronunciation is an act or result of production the sound of speech including articulation vowel formation, accent and inflection.

### b. Stressing

Native speakers of language unconsciously know about the stress and how it works, they know the syllables of words are stressed and they know how to use stress, change the meaning of phrase, sentences and question.

### c. Intonation

Intonation is clearly important item and component user of language recognize what meaning it has and can change the meaning of word they through using it in different ways, when we taught English language, students' need it use rhythms and stress correctly if they are to be understood.

#### d. Fluency

Fluency refers to how well a learner communicate meaning rather than how many mistakes that they make in grammar, pronunciation and vocabulary. Fluency is often compared with accuracy, which is concerned with the type, amount and seriousness of mistake made. Therefore, fluency is highly complex ration relate mainly to smoothness of continuity in discourse, it includes a consideration of how sentences pattern very in word order and omit element of structure and also certain aspect of the prosily of discourse.

According to Hornby (1995), stated that fluency is the quality or condition of being fluent. Fluency is highly complex notion relate mainly to smoothness of continuity in discourse. It includes a consideration of how sentence are connected, how sentence patterns vary in word- order and omit elements of structure and also certain aspects of the prosody of discourse.

#### e. Self-confidence

Self-confidence is a mental or psychological condition of a person who gives a strong confidence in him to do or perform any act. People who do not believe in themselves have a negative self-concept, lack of confidence in his ability, because it is often kept to them. Self-confidence is a mental or psychological condition, which individuals can evaluate the entirety of her strong belief in giving him the ability to take action in achieving various goals in life.

People who have good self-confidence, they have positive feelings toward themselves, have strong beliefs on him and had accurate knowledge of the capabilities. People who have good self-confidence are not the only person who

feels capable but is a person who knows that he can be caused by experience and calculation that he did.

### 3. The Principle in Teaching Speaking

Burns and Joyce (1997) write that there are some general principles in teaching speaking:

- a. Learners need to understand the cultural and social purpose of spoken interaction, which may be broadly classified as transactional or interaction.
- b. Speaking involves by understanding of the way in which context influences the choice of the language made.
- c. Speaking involves that is spoken text in their grammatical patterns and discourse strategies.

### 4. The Characteristics Successful of Speaking Activity

Jabu (2008) defines that many learners feel that speaking one of the hardest skill to mastered, specially to a foreign language, while the assessment of the spoken (speaking skill) has traditionally been a problem for the teacher of English particularly to the case of measuring the learners skill objectively and effectively.

Sometimes spoken language is easy to perform, but in some cases, it is difficult Pollard, at all (2008). In order that students can carry out the successful speaking, they have to fulfill some characteristics of successful speaking activity such as:

- a. Learners talk a lot. As much as possible of the period of time allocated the activity is in fact occupied by learners talk. This may be obvious, but often most time is taken up with teacher talk or pauses.
- b. Participant is even. Classroom discussion is not dominated by a minority of talk active participants. All get a chance to speak and contributions are fairly evenly distributed.
- c. Motivation is high. Learners are eager to speak because they are interested in the topic and have something new to say about it, or they want to contribute to achieve a task objective.
- d. Language is of an acceptable level. Learners express themselves in utterances that are relevant, easy comprehensible to teach other and of acceptable level of language accuracy.

#### 5. Assessing in Speaking Ability

Some of the assessing speaking ability will help the students to provide some perspective to the more practical considerations as follows:

##### a. Accuracy

Brown (2001) argues that accuracy is achieved to some extent by allowing students to focus on the elements of phonology, grammar, and discourse in their spoken output. In teaching English speaking, the teachers have to explain to the students accurately (clear, articulate, grammatically, and phonologically correct) language and fluent (flowing and natural) language.

Accuracy is the state of being correct or exact and without error. The students do not make serious phonological errors, a few grammatical and lexical errors but only one or two major errors causing confusion.

#### b. Fluency

Brown (2001) stated that fluency is communicative language courses be an initial goal in language teaching. Cullingsforth (1987) stated fluency is the ability to use a language spontaneously and confidently and without undue pause and hesitation.

Fluency is an aspect that influences the students' ability in speaking English. The teachers have to guide the students to develop, master and be fluent in speaking. In this case, the students can speak spontaneously by using a right language or the students do not use too many unnatural pauses but succeed in conveying the general meaning and fair range of expression.

#### c. Comprehensibility

Clark (1977) stated comprehension has two common senses. In its narrow sense it denotes the mental processes by which listener take in the sounds uttered by a speaker and use them to construct an interpretation of what they think the speaker intended to convey. In its broader sense extract the new information it conveys and store that information in stand the written in memory.

The researcher thinks that comprehension is the ability to understand the written language and interpret the spoken language, so the teacher should begin learning process by describing one or two sentences exactly what he or she expect the students to achieve in learning language. The speakers have to be sure

that the listener can understand the speaker's intention and general meaning by few interruptions or clarifications required so the speaker and listener can understand each other.

#### d. Vocabulary

Vocabulary is all the words that someone knows or uses to construct the sentences to be meaningful. A “vocabulary” actually comprises 4 different kinds of vocabulary. The different types of vocabulary are:

1. Aural vocabulary — the words you hear;
2. Reading vocabulary — the words you read;
3. Spoken vocabulary — the words you speak; and
4. Writing vocabulary — the words you write.

The kinds of vocabularies above overlap, but not two of them are the same. For example, you might not use in your own writing a word you read in a book or hear someone say; it requires much less effort to understand a spoken or written word than it does to use that same word effectively Deighton as cited in Fitrianiingsih in Mutakabbir (2014). According to Simpson as cited in Fitrianiingsih in Mutakabbir (2014), a word must be used in context 40 times before you can master that word and its meaning. Broadly defined, vocabulary is knowledge of words and word meanings.

However, vocabulary is more complex than this definition suggests. First, words come in two forms: oral and print. Oral vocabulary includes those words that we recognize and use in listening and speaking. Print vocabulary includes those words that we recognize and use in reading and writing. Second, word



knowledge also comes in two forms, receptive and productive. Receptive vocabulary includes words that we recognize when we hear or see them. Productive vocabulary includes words that we use when we speak or write.

However, for teachers of upper elementary and secondary school students, vocabulary usually means the “hard” words that students encounter in content area textbook and literature selections. By seeing the definition from some experts above, the writer defines vocabulary as knowledge of words and word meanings in both oral and print language and in productive and receptive forms.

Beside that to make a communication going along naturally, such as in discussion, the students must know the way to use the language by a lot of vocabulary mastery in order to produce the sentences that are going to be arranged into a good sentences, so that the listener may catch delivery messages.

#### e. Pronunciation

According to Oxford Learners’ Pocket Dictionary, Pronunciation is a way in which a language or sound is spoken. When a teacher teaches English, he/she need to be sure that the students can understand when they speak and the listener should be understood what the speakers mean. They need to be aware of the importance of the context of meaning.

The students are expected to say what they are going to say correctly with the appropriate pronunciation to avoid misunderstanding between speaker and the listener. Pronunciation cannot be separated from intonation, stress and rhythm. Pronunciation, intonation, stress and rhythm are largely learnt successfully by imitation and repetition. Therefore the teacher should have a

good standards of pronunciation, in case a teacher need to be a figure who can give examples of good pronunciation with recognize the students the way in mastering a good pronunciation refers to International Phonetic Association (IPA).

In order that students can imitate their teacher in any teaching and learning process and give the students opportunities to make a lot of repetition. Correct pronunciation is primary importance in developing language mastery. None will deny that an appropriate pronunciation is extremely obstacle of speaking English well. Teaching the correct pronunciation is the main part of language learning.

#### f. Grammar

Grammar is the set of rules that related order sound sequences to meanings. In addition, it is rather the way of speaker to construct sentences in speech. Moreover, Webster's New World College Dictionary defined grammar as in the following:

1. That part of the study of language which deals with the forms and structure of words (MORPHOLOGY), with their customary arrangement in phrases and sentences (SYNTAX), and now often with language sounds (PHONOLOGY) and word meanings (SEMANTICS)
2. The system of a given language at a given time
3. A body of rules imposed on a given language for speaking and writing it, based on the study of its grammar (sense) or on some adaptation of another, esp. Latin, grammar
4. A book or treatise on grammar

5. One's manner of speaking or writing as judged by prescriptive grammatical rules: his GRAMMAR was poor

6. The elementary principles of a field of knowledge

Based on the definition the writer may conclude that grammar is a description of structure of a change and the ways of arranging linguistic units, word and phrases to form a good sentence in a language. It usually concerns with the meaning and function of the sentences.

Moreover, to communicate efficiently, the speaker should give tidy pieces of language to work with, Harmer (2001). It means that structural patterns reveal understandable speaking. The speaker should consider what, when, and where to speak. He is not only conveying the utterances in a meaningful context.

6. The concept of Outdoor Learning

According to John. M. Echols in the English Indonesian dictionary, outdoor activity is derived from the word "outdoor" meaning outside, and activity means the routines. So, outdoor activities are learning outside the classroom.

Bartlet Husamah (2013) Outdoor learning is one of learning that is conduct in outside the room or outside the classroom. This learning process can construct meaning (input), then the process through cognitive structures that will be memorable long in the memory.

Addition, According to the Directorate of Personnel in Husamah (2013) Outdoor learning is a learning process that is designed to allow students to learn direct learning materials on the actual object, so the learning will be more obvious. The advantages of outdoor learning are the students can encourage their

motivation in learning with a fun learning environment, use of instructional media that concrete, using natural materials that already exist around, can foster the ability to explore and can give pleasure to the child when the study without feeling bored and tired because of lack of interest in the learning in teaching. Outdoor learning could also foster the strengthening of the concept to be given to children.

Moreover, Komaruddin in Husamah (2013) he states that Outdoor learning is the activities out of school that contain activities outside the classroom/school and the other in the wild; such as : playing in the yard of schools, parks, village agriculturee, fishing, camping, and activities that are adventurous, and the development aspects of the relevant knowledge.

#### 7. Concepts underlying the approach of outdoor learning

Concepts underlying the approach to outdoor learning Yuliarto in Husamah (2013), namely:

- a. Education has not put the child as a subject.
- b. Every child with special needs and unique. They have advantages and disadvantages. So, the process uniformity and uniqueness will kill the child. Uniqueness of children with special needs have a place and look for more opportunities for children to develop.
- c. The child's world is a world of play, but many lessons do not convey the passing game.
- d. The child's age is the age of the most creative in human life, but the world less education provides an opportunity for the development of creativity.

According to Husamah (2013) the process of teaching in formal school, has been experiencing burnout. The routines, learning tend to be rigid and raw. no longer put creative ideas of each learner because everything has to be linear patterned class (indoor learning pedagogy).

The method applied is as precisely as possible what is written in the book, the students must memorize commas, periods, what if it is not the same in the book it is considered wrong. This is the education system that we are current path. So comes a new approach that we are familiar with outdoor learning, which is combining elements of play while learning.

Outside of the classroom education is defined as education that goes beyond the classroom involving experience that requires the participation of students to follow the adventures that challenge the basis of activities outside the classroom such as hiking, mountain climbing, camping, and others.

#### 8. The steps of outdoor learning

Teaching and learning activities outside the classroom (outdoor learning) should not be done arbitrarily. Teaching should still have the concepts and steps to clear, so that it can become the main reference for a teacher who teaches students outside the classroom. The activities of this method is not just mess around to refresh the mind and cure boredom, but in order.

Educate students and make them understand the subject well. According to Husamah (2013), while learning steps outdoor learning or learning outside the classroom, among others, are as follows:

- a. The teacher invites the students to a location outside of class

- b. The teacher invites students to gather in group
  - c. The teacher gives motivation
  - d. Teachers explain the workings of a group
  - e. Each group split up at the site to make observations and give it time
  - f. Teachers guide students during the field observations
  - g. Complete observations of students in order reconvened to discuss the results of their observations
  - h. The teacher guides the discussion and the students are given the opportunity to present the results of their discussion each group and the other group was given time to respond
- From the steps above it is clear that learning outside the classroom can make students more familiar with the surrounding nature as media for student learning. The process of learning in outdoor learning methods in general can be concluded that the method that takes students out of the classroom/room for further study using natural media as a learning resource.

#### 9. The Benefits of Outdoor Learning Methods

Outdoor learning methods learning can be applied to children of school age and adults as well. Here are the benefits of outdoor learning model of learning, according to experts.

- a. According to Suyadi in Husamah (2013) the benefits of learning outside the classroom, among others:
  - 1. The mind is clear;
  - 2. Learning to be enjoyable;

3. Learning more varied;
4. Learn more recreation;
5. Learn more skill;
6. Children are more familiar with the real world and wide;
7. Embedded image that the world as a class;
8. Place wider learning;
9. Work more brain relaxes.

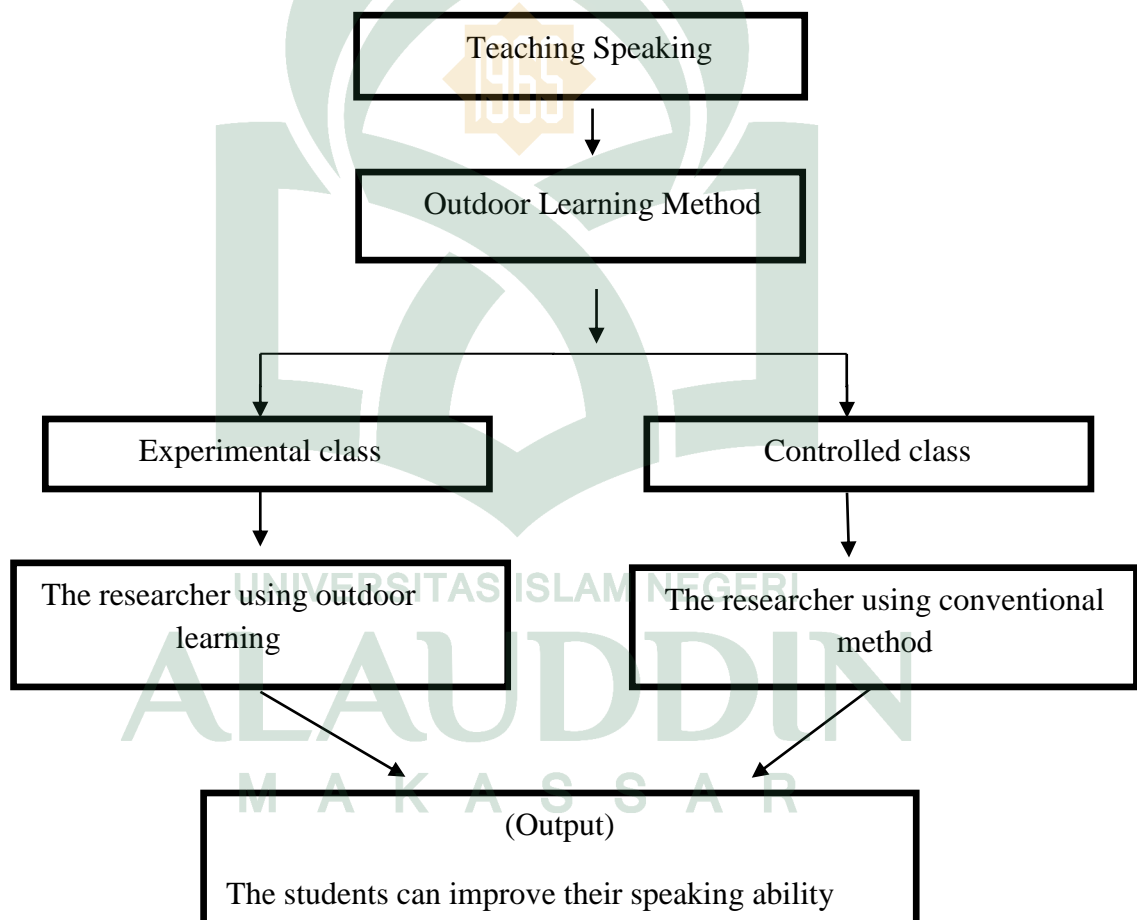
b. According Sudjana and Rival explained, many advantages are gained from studying the environmental activities in the learning process, among other things:

1. The learning activities more interesting and not makes the students be bored to sit for hours, so that the students' motivation will be higher.
2. The nature of learning will be more meaningful because the students are faced with the situation and the real situation or natural.
3. The materials that can be studied richer and more accurate factual so that truth.
4. The activities of student learning is more comprehensive and more active because it can be done in various ways such as observing, asking questions or interviews, to prove or demonstrate, examine the facts, and others.
5. Source sailed richer because the environment that could be studied such diverse social environment, natural environment, built environment, and others.

6. Students can understand and appreciate the aspects of life that is available in the environment, so as to form a personal familiar with the life of the surrounding form, and can cultivate love it.

### C. *Conceptual Framework*

The researcher focused on speaking ability by using outdoor learning method. However, there were two classes which were divided into experimental class and control class. The conceptual framework of this research is as follows:



*Figure 2.1*

The theoretical framework classified as follows:

1. Teaching speaking referred to input



2. Using outdoor learning and using conventional method referred to process. This process ran through a treatment in teaching speaking
3. Students' speaking ability refer to output which means the result of teaching and learning after using outdoor learning method.

#### ***D. Hypothesis***

The hypothesis of the research is formulated as follows:

1.  $H_1$ : The use of outdoor learning could improve the students speaking ability for Second Grade at MTs Izzatul Ma'arif Tappina.
2.  $H_0$ : The use of outdoor learning could not improve the students speaking ability for Second Grade at MTs Izzatul Ma'arif Tappina.

### CHAPTER III

#### RESEARCH METHODOLOGY

##### *A. Research Design & Location*

This research was Quasi Experimental Research. This kind of research was commonly conducted by the instructors or teachers who wanted to know the effectiveness or not the teacher in teaching strategy several treatments. In this research, researcher took two classes. Those were control class and experiment class. One group would be given a pre-test before the experimental treatment. And then, after the treatment was finished, the post test was given to see the achievement of the treatment that given. The effectiveness of this research was comparing the score of pre-test and post-test. If the score of post-test was higher than pre-test, it means that this treatment was effective.

To get the significant effectiveness by comparing the pre-test and the post-test result, the research design was presented as follow:

Group	Pre-Test	Treatment	Post-Test
E	$O_1$	X	$O_2$
C	$O_1$	-	$O_2$

Figure 3.1

Explanation:

E : Experimental class

C : Controlled class

$O_1$  : Pre-test

$O_2$  : Post-test

X : Treatment

This research located at MTs Izzatul Ma'arif Tappina. It was an educational institution sheltered by Yayasan Pemberdayaan and Fitrah Insani development of West Sulawesi. The school location was in a village called Mirring Village Binuang District Polewali Mandar Regency. It was about 11 km from the capital of Regency Polewali Mandar. The distance approximately 207 km from the city of Mamuju as the capital of West Sulawesi Province.

MTs Izzatul Ma'arif Tappina which was founded in 2009 which is a continuation of education unit of Madrasah Ibtidayah level that exist in the auspices of Yayasan Empowerment and Development of Fitrah Insani (YP2FI) Mirring Village Binuang District Polewali Mandar Regency.

### ***B. Research Variables***

This research consisted of two variables; those were independent and dependent variable. The independent variable of this research was outdoor learning method and dependent variable of this research was students' speaking ability.

### ***C. Population and Sample***

#### ***1. Population***

Hanlon and Larget (2011) stated that population is all the individuals or units of interest; typically, there is not available data for almost all individuals in a population. The population of this research was the second grade students MTs Izzatul Ma'arif Tappina Kab. Polman who enrolled in academic years 2017/2018.

These students were divided into 3 classes from VIII A to VIII C. Each class consists of 20 students. The total numbers of population were 60 students.

## 2. Sample

Hanlon and Larget (2011) stated that a sample is a subset of the individuals in a population; there is typically data available for individuals in samples. The sampling technique used in this research was purposive sampling. The sample of this research would be class VIII A and VIII B. Class VIII A consists of 20 students as experimental class and VIII B consist of 20 students as the controlled class.

### ***D. Research Instruments***

The researcher used test. The tests consisted of pre-test and post-test. Pre-test and post-test consisted of oral test. The students would be given some test and ask the students practice orally.

### ***E. Data Collection Procedure***

The techniques that researcher used to get a valid data was test. To get the data, the researcher proceeded with the test which consists of pre-test and post-test.

#### 1. Pre-Test

To collect the data, the researcher administered a pre-test to both classes. It was tested to the students. The Pre-test was intended to know the prior knowledge of the students in writing ability in descriptive text before giving the treatment.

## 2. Treatment

After giving the pre-test, the researcher conducted the treatment to the experiment class only by using Outdoor Learning Strategy. The treatment were given for at least six meetings, while the control class were received a treatment by using conventional technique (Lecturing). The procedures of treatment in experimental class were:

- a) The researcher came to the class then introducing himself and his purpose
- b) The researcher checked attending list
- c) The researcher explained about the topic to the students about “asking opinion and respons, etc.”
- d) The researcher asked the students to move out from the class
- e) The researcher asked the students to perform in front of their friends
- f) The researcher asked the students to ask some quetions and comments

## 3) Post-Test

In the end, the researcher gave post-test to both groups experimental and control group. The function of post-test was to know the result of the experiment and usually on the instruments, after the treatment was given (Muijs, 2004). The data would prove that there was a significant difference for the students' speaking ability using outdoor learning method and without using outdoor learning method.

### F. *Technique of Data Analysis*

This research would be analyzed by using statistical analysis; the steps were taken in statistical analysis as follows:

#### 1) Scoring the students' achievement

$$\text{Score} = \frac{\text{students' gained score}}{\text{total score}} \times 100 \%$$

#### 2) Score and criteria of fluency

Fluency is defined as being able to speak quickly or easily in a given language.

Classification	Score	Criteria
Excellent	6	Speaking without too great effort with wide range of expression searching for words. Searching for words but occasionally only one or two unnatural pauses.
Very Good	5	Has to make an effort at times to search for word. Nevertheless, smoothest delivery on the whole and only a few unnatural pauses. Although he has made an effort on the search of the word; there are not too many unnatural pauses, fairly smooth delivery mostly.
Good	4	Occasionally, fragmentally but success in conveying the general meaning fair range of expression.
Average	3	Has to make an effort for much of the time, often has to search for desired meaning, rather halting delivery and fragmentary. Range of expression often limited.
Poor	2	Long pauses while he searches for desired

		frequently fragmentary and halting delivery, almost gives up making the effort at times limited range of expression.
Very poor	1	Full of long and unnatural pauses. Very halting and fragmentally delivery. At times giving up Making the effort, very limited range of expression.

(Heaton, 1988)

3. Table of The classification of scoring speaking performance in term of comprehensibility.

Classification Score Criteria

Classification	Score	Criteria
Excellent	6	Easy for the listener to understand the speaker's intention and general meaning. Very few interruption of clarification required.
Very Good	5	The speaker intention and general meaning are fairly clear. A few interruptions are necessary.
Good	4	Most of what the speakers are easy to follow. This intention is always clear but several interruptions are necessary to help him to convey message or seek classification
Average	3	The listener can understand much of what is said, but he must constantly seek clarification. Cannot understand many of the speaker's more complex or longer sentences
Poor	2	Only small bits (usually short sentences and phrases) can be understood and then with considerable effort by someone who is listening to the speaker.
Very poor	1	Hardly anything of what is said can be understood. Even when the listener makes a great effort or interrupts, the speaker is unable to clarify anything he seems to have said.

(Heaton, 1988)

3) Classifying the score of the students into rating scale as follows:

**Table of the rating scale of students score**

No	Rating	Classification
1	5.01-6.00	Excellent
2	4.01-5.00	Very Good
3	3.01-4.00	Good
4	2.01-3.00	Fair
5	1.01-2.00	Poor
6	0.00-1.00	Very Poor

(Heaton, 1988)

4) Mean Score

Calculating the mean score of students by using the formula:

$$\bar{X} = \frac{\sum X}{N}$$

Where :

$\bar{X}$  : Mean score

$\sum X$  : Sum of all scores

N : Total Respondent

(Sudjana, 2010)

5) Calculating of standard deviation of each total score of pre-test and

post-test, the researcher use the following formula:

$$SD = \sqrt{\frac{SS}{N}}, \text{ where } SS = \sum X^2 - \frac{(\sum X)^2}{N}$$



Where:

SD : standard deviation

SS : the sum of square

N : total number of the subjects

$\sum X^2$  : the sum of all square; each score is squared all the squares are added up

$(\sum X)^2$  : the square of the sum; all the scores are added up and the sum is square total

(Gay, 2006)

- 6) The formula used in finding out the difference between students' score in Pre-test and Post-test.

$$t = \frac{\bar{X}_1 - \bar{X}_2}{\sqrt{\left(\frac{SS_1 + SS_2}{n_1 + n_2 - 2}\right) \left(\frac{1}{n_1} + \frac{1}{n_2}\right)}}$$

Where:

t : test of significance

$x_1$  : mean score of experimental group

$x_2$  : mean score of the control group

$SS_1$  : sum square of experimental group

$SS_2$  : sum square of control group

$n_1$  : number of students of experimental group

$n_2$  : number of students of control group

(Gay, 2006)

Besides the manual way shown previously, the researcher used SPSS 19.0 to analyze the data easily. Moreover, the use of SPSS 19.0 also decreased the error possibility in counting the score.

After finding the result of t-test, the researcher compared the result to t-table which adapted from Gay (2006) to find whether the hypothesis is accepted or not.

### **G. Research Procedure**

In collecting the data, there are some steps were taken by the researcher, they are:

#### **1. Pre-Test**

The researcher gave the Pre-Test to experiment and control class. The students asked to do the test and asked the student practice orally. The Pre-Test was conducted on July 13, 2017 for experiment class and July 13, 2017 for control class.

#### **2. Treatment**

The activities of the experiment class were started on July 15, 2017 until July 29, 2017. The experiment class was given the treatment by using Outdoor Learning Strategy in teaching speaking, while the activities in control class were started on July 15, 2017 until July 29, 2017. The control class was only given conventional teaching technique without using Outdoor Learning in teaching speaking.

The procedures of treatment were chronologically performed as follows:

#### **a) Experimental Class**

1. July 20, 2017, the researcher did the treatment in experiment class the material given “*Asking for attention*” in treatment, the researcher

explained how to asking for attention to students by using whiteboard and asked them to practice in outdoor class.

2. July 22, 2017, the material given was *"Checking for understanding"*.
3. In July 24, 2017, the material given was *"Expression used as compliment"*
4. The researcher continued the treatment in July 27, 2017, the material given was *"Asking opinion"*. And at the end of class the researcher repeated all the materials and asked the students one by one.

b) Control Class

- 1) July 20, 2017, the researcher did the treatment in experiment class the material given *"Asking for attention"* in treatment, the researcher explained how to asking for attention to students by using whiteboard and asked them to practice in outdoor the classroom.
- 2) July 22, 2017, the material given was *"Checking for understanding"*.
- 3) July 24, 2017, the material given was *"Expression used as compliment"*.
- 4) The researcher continued the treatment in July 27, 2017, the material given was *"Asking opinion"*. And at the end of class the researcher repeated all the materials and asked the students one by one.

### 3. Post-Test

The post-test was conducted after the treatment; the aim is to the students asked to do the test and asked the student practice orally and it was held on July 29, 2017 in Experimental class and Control Class.



## CHAPTER IV

### FINDINGS AND DISCUSSIONS

#### *A. Findings*

The findings of the research were based on the results of the data analysis. The data analysis used speaking test to collect the data. The test consists of pre-test and post-test. The pre-test was given to find out the initial students' fluency in speaking and the post-test was given to find out the improvement of the students' ability in speaking after giving the treatment.

1. The classification of students' pre-test and post-test score in experimental class

Table 1

The rate percentage of score experimental class in pre-test

No	Classification	Score	Frequency	Percentage
1	Excellent	5.01-6.00	-	-
2	Very Good	4.01-5.00	-	-
3	Good	3.01-4.00	-	-
4	Average	2.01-3.00	2	10%
5	Poor	1.01-2.00	8	40%
6	Very Poor	0.01-1.00	10	50%
Total			20	100%

The table above showed the rate percentage and frequency of score experimental class in pre-test. It showed that 2 students (10%) can be classified average in speaking, 8 students (40%) as poor in speaking and 10 students (50%) classified as a very poor in speaking.

Table 2

The rate percentage of score experimental class in post-test

No	Classification	Score	Frequency	Percentage
1	Excellent	5.01-6.00	-	-
2	Very Good	4.01-5.00	-	-
3	Good	3.01-4.00	3	15%
4	Average	2.01-3.00	5	25%
5	Poor	1.01-2.00	9	45%
6	Very Poor	0.01-1.00	3	15%
Total			20	100%

The table above showed that in post-test, there were none students (0%) got excellent and very good score, 3 students (15%) got good score, 5 students (25%) got average score, 9 students (45%) got poor score, and 3 students (15%) got very poor.

Based on the result above, it could be concluded that the percentage in post-test was higher than the percentage in pre-test.

2. The classification of students' pre-test and post-test score in controlled class

Table 3

The rate percentage of score controlled class in pre-test

No	Classification	Score	Frequency	Percentage
1	Excellent	5.01-6.00	-	-
2	Very Good	4.01-5.00	-	-
3	Good	3.01-4.00	-	-
4	Average	2.01-3.00	3	15%
5	Poor	1.01-2.00	5	25%
6	Very Poor	0.01-1.00	12	60%
Total			20	100%

The table above showed the rate percentage and frequency of the students' controlled class in pre-test, none of the students got excellent, very good and good score, 3 students (15%) got average score, 5 students (25%) got poor score, and 12 students (60%) got very poor score.

Table 4

The rate percentage of score controlled class in post-test

No	Classification	Score	Frequency	Percentage
1	Excellent	5.01-6.00	-	-
2	Very Good	4.01-5.00	-	-
3	Good	3.01-4.00	-	-
4	Average	2.01-3.00	3	15%

5	Poor	1.01-2.00	10	50%
6	Very Poor	0.01-1.00	7	35%
Total			20	100%

The table above showed that in post-test, there were none students (0%) got excellent , very good and good score, 3 students (15%) got average score, 10 students (50%) got poor score, and 7 students (35%) got very poor score.

Based on the result above, it can be concluded that the percentage in post-test was different in the rate percentage in pre-test.

3. The mean score and standard deviation of experimental class and controlled class

Table 5

The mean score and standard deviation of experimental class and controlled class in post-test

Class	Mean Score	Standard Deviation
Experimental	2.12	0.80
Controlled	1.57	0.58

The table above showed that, the mean score of experimental class in post-test was (2.12) and the standard deviation of experimental class was (0.80), while the mean score of control class in post-test was (1.57) and its standard deviation was (0.58). It meant that, the mean score of control class was lower than the mean score of experimental class.



The significant score between experimental and controlled class could be calculated by using t-Test. The result of the t-Test can be seen in table 6 as follows:

Table 6

The significance score of experimental and controlled class

Variable	t-Test	t-Table
Post-test	3.66	2.042

The table above showed the result of test of significance testing. For the level of significance ( $\alpha$ ) 0.05 and the degree of freedom (df)  $(N_1+N_2)-2 = (20+20)-2= 38$ , showed that the value of the t-Test was higher than t-Table. The result of the test clearly showed that there was a significant different between the students' score in the experimental and controlled class after the treatment of Outdoor Learning Method. It indicated that Outdoor Learning Method was quite effective in teaching speaking. It meant  $H_0$  is rejected and  $H_1$  is accepted because the t-Test is higher than t-Table (7.81 > 2.010). Hence, the hypothesis of the research is accepted.

### **B. Discussions**

The researcher found that applied Outdoor Learning Method was effective in teaching speaking. The researcher was discussed the students' improvement in speaking subject. Before the students were treated by applying Outdoor Learning Method, the result of the students in experimental class of the research showed that the students' speaking ability was still low. It was approved by the result of

the pre-test that there were none got excellent, very good and good score. There were just 2 students (10%) got average in speaking, 8 students (40%) as poor in speaking and 10 students (50%) classified as a very poor in speaking.

From the data analysis there was significance improvement of the students' post-test of experimental class. In the post-test, there were none students (0%) got excellent and very good score, 3 students (15%) got good score, 5 students (25%) got average score, 9 students (45%) got poor score, and 3 students (15%) got very poor.

Moreover, analysis of the mean score gap in the post-test between Experimental and Controlled class ensured if the technique used was effective. The mean score of the Experimental class was 1.57 and 2.12 for Controlled class. It means the gap of the students' score of the Experimental and Controlled class is 1.55. The explanation of the gap between the two classes indicated that the Experimental class shows high increasing than the Controlled class.

Based on the findings above and the theory explained previous, the researcher concluded that using Outdoor Learning Method could be useful in teaching speaking and overcome the students' problem in speaking class. The goals had been achieved because the students' achievement and performance increased from the pre-test to the post-test. Then, it gave much contribution in learning and teaching English subject. The data showed a very significant different between t-test and t-table, where t-test was higher than t-table ( $3.66 > 2.042$ ).

These result are supported by the theory in chapter II by Husamah (2013) who said that Outdoor learning is a learning process that is designed to allow students to learn direct learning materials on the actual object, so the learning will be more obvious. The advantages of outdoor learning are the students can encourage their motivate in learning with a fun learning environment, use of instructional media that concrete, using natural materials that already exist around, can foster the ability to explore and can give pleasure to the child when the study without feeling bored and tired because of lack of interest in the learning in teaching.

Outdoor learning could also foster the strengthening of the concept to be given to children. It is also in line with albihar's finding (2013) who found out that there was significant influence of blind students' understanding on parts of plant. They can be easily understood the lesson by using Outdoor Learning Method. This proves that the students had been enjoying learning outside the classroom thus the students' speaking ability improved by using this method rather than using conventional method (lecturing).

## CHAPTER V

### CONCLUSION AND SUGGESTIONS

#### ***A. Conclusion***

Based on the result of the data analysis, research findings and discussions of the research, the researcher concluded that using Outdoor Learning Method could be useful in teaching speaking at the eighth grade of MTs Izzatul Ma'arif Tappina Kab. Polewali Mandar. It was proved by the students' achievement in speaking. The students' skill in speaking before applied Outdoor Learning Strategy was still low. Its was different from the students' skill after applied Outdoor Learning Strategy. It was found in students post-test was higher than the pre-test, which proved that applied of Outdoor Learning Strategy in learning activity contributed to the students' more effective in teaching speaking.

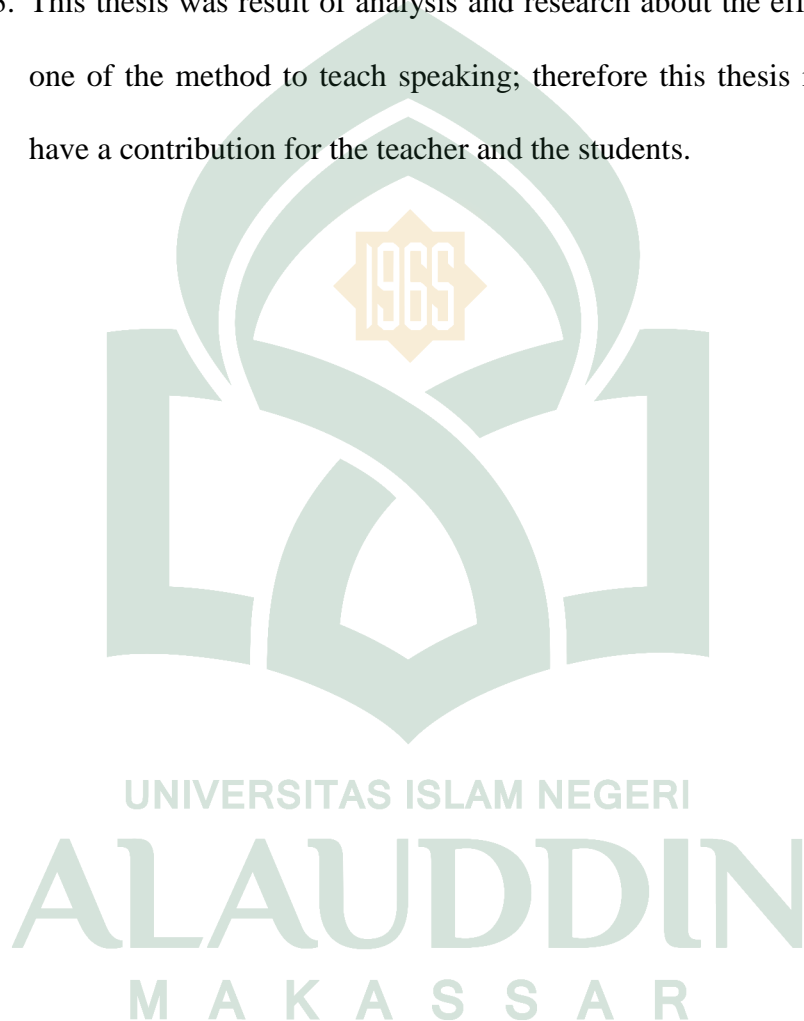
The improvement could be seen through the statistical analysis that the mean score of the students' speaking ability in pre-test was 1.42 and it was improved to 2.12 in post-test of experimental class. It meant that using Outdoor Learning Method in teaching speaking contributed to the students more active in speaking class.

#### ***B. Suggestions***

Based on the result of the data analysis and conclusion, the researcher proposes some suggestion as follows:

1. The teachers should apply Outdoor Learning Method in order to make the students interested in learning speaking and to build their self confidence in speaking class.

2. The students should motivate themselves to learn English more serious, not only during the lesson in the classroom but also outside the classroom. They must keep practicing and never be afraid and shy in making mistake.
3. This thesis was result of analysis and research about the effectiveness of one of the method to teach speaking; therefore this thesis is hoped will have a contribution for the teacher and the students.



## BIBLIOGRAPHY

- Andinurdiana. *Enhancing Students' Speaking Comprehension Through Whole Brain Teaching at PIBA Students of Islamic State University Alauddin Makassar*. Makassar: a thesis of UIN Alauddin Makassar, 2014.
- Amri, Khaerul. *Using Group Leadership in Improving the Students' Speaking Ability at the Second Year Students of SMAN 1 Alla' Kabupaten Enrekang*. Makassar: a thesis of UIN Alauddin Makassar, 2013.
- Albihar, Alief P. *Ourdoor Study Terhadap Pemahaman Konsep Bagian Tumbuhan Beserta Fungsinya Untuk Anak Tunanetra*. A thesis of UNESA Surabaya. 2013.
- Burns, A., & Joyce, H. *Focus on speaking*. Sydney: National Center for English Language Teaching and Research. 1997.
- Brown. *Congruence Between Intention and Strategy in University Science Teacher Approaches to Teaching*. Netherlands. Kluwer Academic Publisher. 2001.
- Bygate, Martin. *Speaking*. Oxford: Oxford University Press. 1998.
- Citra. *The Use OF "PAKEM" (Active, Creative, Effective, and joyful learning) Approach to Improve the Students Speaking Skill at the first year of SMA Mahaputra Makassar*. Makassar : Unismuh. 2013.
- Cullingford.C. *The Effective Teacher*. London: Cassel. 1995.
- Clark. *Psychology and Language*. USA: Harcourt Brace Javanovich Publisher. 1997.
- Echols, John M. *Kamus Inggris Indonesia*. Jakarta: PT Gramedia Pustaka Utama. 2010.
- Gay, LR. *Education Research : Competences for Analysis and Application*. Second Addition; A Bell & Howel Company: London. 2006.
- Harmer, Jeremy. *The Practice of English Language Teaching*. Sidney: Multilingual Matters Ltd. 2001.
- Hanlon, B & Larget, B. *Samples and Populations*. Madison: University of Wisconsin. 2011.
- Husamah. *Pembelajaran Luar Kelas Outdoor Learning*. Jakarta: Prestasi Pustakaraya. 2013.

Heaton, J. B. *Writing English Language Tests*. New York: Longman inc. New York Press. 1988.

Hornby. Oxford Dictionary. Oxford Dictionary Press. 1995.

Jabu, Baso. *English Language Testing*. Makassar: the UNM Publisher, 2008.

Johnson, K. and Morrow, K.E. *Communication in The Classroom: Handbooks for Teachers' series*. London: Longman. 1981.

Kayi, H. *Teaching Speaking: Activities to Promote Speaking in a Second Language*. The Internet TESL Journal, Vol. XII, No. 11, November 2006.

Nunan, D. *Practical English Language Teaching*. NY:McGraw-Hill. 2003.

Muijs, Daniel. *Effective Teaching*. Yogyakarta: Pustaka Belajar. 2008.

Mutakkabir, Amran. *The Effectiveness of Using Narrative Picture to Improve The Speaking Ability of The Second Year Students at SMP Negeri 1 Sinjai Selatan*. A thesis of UIN Alauddin Makassar. 2014

Pollard, K., Rickaby, C. and Miers, M. *Evaluating student learning in an interprofessional curriculum: the relevance of prequalifying inter-professional education for future professional practice*. Project Report. Health Sciences and Practice, The Higher Education Academy. 2008. Available from: <http://eprints.uwe.ac.uk/7240>

Rahmayati, Anies. *Penerapan Outdoor Learning Process Berbantu Puzzle Blocks Materi Ekosistem Untuk Meningkatkan Aktivitas Belajar Dan Sikap Peduli Lingkungan*. A thesis of UNNES Semarang. 2015

Setiadi, Ag. B. *Teaching English as a Foreign Language*. Yogyakarta: Graha Ilmu. 2006.

Sudjana, Nana. *Metode Statistika*. Bandung. PT. Remaja Rosdakarya. 1999.



# ***APPENDICES***

UNIVERSITAS ISLAM NEGERI  
**ALAUDDIN**  
M A K A S S A R



## APPENDIX A

**The Row Score of the Students' Pre-test and Post-test  
in Experimental Class**

No	Name	Pre-test				Post-test			
		Fluency	Comprehensibility	Score (X)	$X_1^2$	Fluency	Comprehensibility	Score (X)	$X_1^2$
1	Akbar Rifaldi	1	1	1	1	2	1	1.5	2.25
2	Ali Adi	1	1	1	1	1	1	1	1
3	Amri	1	1	1	1	1	1	1	1
4	Amri Adi	1	1	1	1	1	1	1	1
5	Haikal	2	1	1.5	2.25	3	1	2	4
6	Irmaningsih	1	3	2	4	2	3	2.5	6.25
7	Muhammad hafis	1	2	1.5	2.25	2	2	2	4
8	Muhammad Riswang	1	1	1	1	2	2	2	4
9	Nabila Jumadil	1	1	1	1	2	3	2.5	6.25
10	Nardi	1	1	1	1	2	1	1.5	2.25
11	Nur sabrina abirah	2	2	2	4	3	4	3.5	12.25
12	Nuraisyah	1	2	1.5	2.25	1	2	1.5	2.25
13	Nurul hikmah	1	1	1	1	2	2	2	4
14	Putri	1	2	1.5	2.25	2	3	2.5	6.25
15	Randi	1	2	1.5	2.25	2	3	2.5	6.25
16	Rendi	3	2	2.5	6.25	4	3	3.5	12.25
17	Salma	1	1	1	1	2	1	1.5	2.25
18	Sitti nadirah	2	4	3	9	3	4	3.5	12.25
19	Sitti nurhalizah	1	2	1.5	2.25	2	4	3	9
20	Syamsul edy	1	1	1	1	2	2	2	4
Total		25	32	28.5	46.75	41	44	42.5	102.75
Mean score		1.25	1.60	1.42	2.33	2.05	2.20	2.12	5.13

## APPENDIX B

**The Row Score of the Students' Pre-test and Post-test  
in Control Class**

No	Name	Pre-test				Post-test			
		Fluency	Comprehensibility	Score (X)	$X_1^2$	Fluency	Comprehensibility	Score (X)	$X_1^2$
1	Abdullah	2	2	2	4	2	2	2	4
2	Adam	1	1	1	1	1	1	1	1
3	Ahmad rifaldi h	1	1	1	1	1	2	1.5	2.25
4	Akil rusyadi	1	1	1	1	2	1	1.5	2.25
5	Amanda	1	2	1.5	2.25	1	3	2	4
6	Annisa rahmadani	1	1	1	1	1	1	1	1
7	Asrul hendra wahid	1	1	1	1	1	1	1	1
8	Aswan	1	1	1	1	1	1	1	1
9	Dilang	1	1	1	1	1	2	1.5	2.25
10	Iin febrianti	2	3	2.5	6.25	2	3	2.5	6.25
11	Irwansah	1	1	1	1	1	1	1	1
12	Jasmita	3	2	2.5	6.25	3	3	3	9
13	Kiki amelia	2	3	2.5	6.25	2	3	2.5	6.25
14	Muh. Ali	1	1	1	1	1	2	1.5	2.25
15	Noor asiah	2	2	2	4	2	2	2	4
16	Nur safika	1	2	1.5	2.25	1	2	1.5	2.25
17	Ramadan	1	1	1	1	1	1	1	1
18	Riska sakina	1	2	1.5	2.25	1	2	1.5	2.25
19	Sulkipli	1	1	1	1	1	1	1	1
20	Wandi	1	1	1	1	1	2	1.5	2.25
<b>Total</b>		<b>26</b>	<b>30</b>	<b>28</b>	<b>44.5</b>	<b>27</b>	<b>36</b>	<b>31.5</b>	<b>56.25</b>
<b>Mean score</b>		<b>1.30</b>	<b>1.50</b>	<b>1.40</b>	<b>2.22</b>	<b>1.35</b>	<b>1.80</b>	<b>1.57</b>	<b>2.81</b>

## APENDIX C

### The mean score of Experimental Class and Control Class

#### A. Experimental Class

1. Pre-test

$$\begin{aligned}\bar{X}_1 &= \frac{\Sigma X}{N} \\ &= \frac{28.5}{20} \\ \bar{X}_1 &= 1.42\end{aligned}$$

2. Post-test

$$\begin{aligned}\bar{X}_1 &= \frac{\Sigma X}{N} \\ &= \frac{42.5}{20} \\ \bar{X}_1 &= 2.12\end{aligned}$$

#### B. Control class

1. Pre-test

$$\begin{aligned}\bar{X}_2 &= \frac{\Sigma X}{N} \\ &= \frac{28}{20}\end{aligned}$$

$$\bar{X}_2 = 1.40$$

2. Post-test

$$\begin{aligned}\bar{X}_2 &= \frac{\Sigma X}{N} \\ &= \frac{31.5}{20}\end{aligned}$$

$$\bar{X}_2 = 1.57$$

## APENDIX D

### Standard Deviation of Experimental Class and Control Class

#### a. Experimental class

##### 1. Pre-test

$$SD = \sqrt{\frac{SS_1}{n-1}}$$

Where :

$$\begin{aligned} SS_1 &= \Sigma X_1^2 - \frac{(\Sigma X_1)^2}{n} \\ &= 46.75 - \frac{(28.5)^2}{20} \\ &= 46.75 - \frac{812.25}{20} \end{aligned}$$

$$\begin{aligned} &= 46.75 - 40.61 \\ &= 6.14 \end{aligned}$$

$$\begin{aligned} SD &= \sqrt{\frac{SS_1}{n-1}} \\ &= \sqrt{\frac{6.14}{19}} \\ &= \sqrt{0.32} \\ &= 0.56 \end{aligned}$$

##### 2. Post-test

$$SD = \sqrt{\frac{SS_1}{n-1}}$$

Where :

$$\begin{aligned} SS_1 &= \Sigma X_1^2 - \frac{(\Sigma X_1)^2}{n} \\ &= 102.75 - \frac{(42.5)^2}{20} \\ &= 102.75 - \frac{1806.25}{20} \end{aligned}$$

$$\begin{aligned} &= 102.75 - 90.31 \\ &= 12.44 \end{aligned}$$

$$\begin{aligned} SD &= \sqrt{\frac{SS_1}{n-1}} \\ &= \sqrt{\frac{12.44}{19}} \\ &= \sqrt{0.65} \\ &= 0.8 \end{aligned}$$

**b. Control class**

1. Pre-test

$$SD = \sqrt{\frac{SS_1}{n-1}}$$

Where :

$$\begin{aligned} SS_1 &= \\ \Sigma X_1^2 - \frac{(\Sigma X_1)^2}{n} &= 44.5 - \\ \frac{(28)^2}{20} &= 44.5 - \\ \frac{784}{20} &= 44.5 - \\ &= 39.2 \end{aligned}$$

$$\begin{aligned} SD &= \sqrt{\frac{SS_1}{n-1}} \\ &= \sqrt{\frac{5.3}{19}} \\ &= \sqrt{0.27} \\ &= 0.51 \end{aligned}$$

1. Post-test

$$SD = \sqrt{\frac{SS_1}{n-1}}$$

Where :

$$\begin{aligned} SS_1 &= \\ \Sigma X_1^2 - \frac{(\Sigma X_1)^2}{n} &= 56.25 - \\ \frac{(31.5)^2}{20} &= 56.25 - \\ \frac{992.25}{20} &= 56.25 - \\ &= 49.61 \end{aligned}$$

$$\begin{aligned} SD &= \sqrt{\frac{SS_1}{n-1}} \\ &= \sqrt{\frac{6.64}{19}} \\ &= \sqrt{0.34} \\ &= 0.58 \end{aligned}$$

## APENDIX E

### The significant Different

$$\bar{X}_1 = 2.12 \quad SS_1 = 12.44$$

$$\bar{X}_2 = 1.57 \quad SS_2 = 6.64$$

#### 1. T-test

$$t = \frac{\bar{X}_1 - \bar{X}_2}{\sqrt{\left(\frac{SS_1 + SS_2}{n_1 + n_2 - 2}\right) \left(\frac{1}{n_1} + \frac{1}{n_2}\right)}}$$

$$t = \frac{2.12 - 1.57}{\sqrt{\left(\frac{12.44 + 6.64}{20 + 20 - 2}\right) \left(\frac{1}{20} + \frac{1}{20}\right)}}$$

$$t = \frac{0.55}{\sqrt{\left(\frac{19.08}{38}\right) \left(\frac{2}{40}\right)}}$$

$$t = \frac{0.55}{\sqrt{(0.50)(0.05)}}$$

$$t = \frac{0.55}{\sqrt{0.025}}$$

$$t = \frac{0.55}{0.15}$$

$$t_{hitung} = 3.66$$

#### 2. T-table

For level of significance (D) = 0,05

Degree of freedom (df) = (N<sub>1</sub> + N<sub>2</sub>) - 2 = 20 + 20 - 2 = 38

t-Table = 2,042

## APPENDIX F

## Distribution of t-Table

Df	Level of Significance for two-tailed test					
	0,5	0,2	0,1	0,05	0,02	0,01
	Level of Significance for one-tailed test					
	0,25	0,1	0	0,025	0,1	0,005
1	1,000	3,078	6,314	12,706	31,821	63,657
2	0,816	1,886	2,920	4,303	6,965	9,926
3	0,765	1,638	2,353	3,183	4,541	5,841
4	0,741	1,533	2,132	2,776	3,747	4,604
5	0,727	1,476	2,015	2,571	3,365	4,032
6	0,718	1,440	1,943	2,447	2,143	3,707
7	0,711	1,451	1,895	2,365	2,998	3,499
8	0,706	1,397	1,860	2,306	2,896	3,355
9	0,703	1,383	1,833	2,262	2,821	3,250
10	0,700	1,372	1,812	2,226	2,764	3,169
11	0,697	1,363	1,769	2,201	2,718	3,106
12	0,695	1,356	1,782	2,201	2,681	3,055
13	0,694	1,350	1,771	2,179	2,650	3,120
14	0,692	1,345	1,761	2,160	2,624	2,977
15	0,691	1,341	1,753	2,143	2,604	2,947
16	0,690	1,337	1,746	2,331	2,583	2,921
17	0,689	1,333	1,740	2,120	2,567	2,898
18	0,688	1,330	1,734	2,110	2,552	2,878
19	0,687	1,328	1,729	2,101	2,539	2,861
20	0,686	1,325	1,725	2,093	2,528	2,845
21	0,686	1,323	1,721	2,086	2,518	2,831
22	0,685	1,321	1,717	2,080	2,505	2,819
23	0,685	1,319	1,714	2,074	2,500	2,807
24	0,684	1,318	1,711	2,690	2,492	2,797
25	0,684	1,316	1,708	2,060	2,485	2,787
26	0,684	1,315	1,706	2,056	2,479	2,779
27	0,684	1,314	1,703	2,052	2,473	2,771
28	0,683	1,313	1,701	2,048	2,467	2,763
29	0,683	1,311	1,699	2,045	2,462	2,756
30	0,683	1,310	1,697	2,042	2,457	2,750
40	0,681	1,303	1,684	2,021	2,423	2,704
60	0,679	1,296	1,671	2,000	2,390	2,660
120	0,677	1,289	1,658	2,890	2,358	2,617
	0,674	1,282	1,645	1,960	2,326	2,576

## APPENDIX G

### Lesson Plan

#### RENCANA PELAKSANAAN PEMBELAJARAN

Sekolah	: MTs Izzatul Ma'arif Tappina
Mata Pelajaran	: Bahasa Inggris
Kelas / Semester	: VIII/Ganjil
Materi Pokok	: Teks lisan dan tulis untuk: (a) meminta perhatian (b) mengecek pemahaman (c) menghargai kinerja yang baik (d) meminta/ mengungkapkan pendapat serta responnya.
Alokasi Waktu	: 8 x 40 Menit (4 Pertemuan)

#### A. Kompetensi Inti

- KI 1: Menghargai dan menghayati ajaran agama yang dianutnya.
- KI 2: Menghargai dan menghayati perilaku jujur, disiplin, tanggungjawab, peduli (toleransi, gotong royong), santun, percaya diri, dalam berinteraksi secara efektif dengan lingkungan sosial dan alam dalam jangkauan pergaulan dan keberadaannya
- KI 3: Memahami dan menerapkan pengetahuan (faktual, konseptual, dan prosedural) berdasarkan rasa ingin tahunya tentang ilmu pengetahuan, teknologi, seni, budaya terkait fenomena dan kejadian tampak mata.
- KI 4: Mengolah, menyaji, dan menalar dalam ranah konkret (menggunakan, mengurai, merangkai, memodifikasi, dan membuat) dan ranah abstrak (menulis, membaca, menghitung, menggambar, dan mengarang) sesuai dengan yang dipelajari di sekolah dan sumber lain yang sama dalam sudut pandang/teori.



## B. Kompetensi Dasar dan Indikator

No	Kompetensi Dasar		Indikator
1.	1.1	Mensyukuri kesempatan dapat mempelajari bahasa Inggris sebagai bahasa pengantar komunikasi internasional yang diwujudkan dalam semangat belajar.	1.1.1 Mengungkapkan rasa syukur atas kesempatan dapat belajar bahasa Inggris dengan sungguh-sungguh
2.	2.1	Menunjukkan perilaku santun dan peduli dalam melaksanakan komunikasi interpersonal dengan guru dan teman.	2.1.1 Siswa mampu bertutur kata dengan sopan dan santun terhadap guru dan sesama temannya selama pelajaran berlangsung.
	2.2	Menunjukkan perilaku jujur, disiplin, percaya diri, dan bertanggung jawab dalam melaksanakan komunikasi transaksional dengan guru dan teman.	2.2.1 Tidak menyontek pada saat ulangan  2.2.2 Menyalin karya orang lain dengan menyebutkan sumber pada saat mengerjakan tugas  2.2.3 Berani mengakui kesalahan yang telah dilakukan
	2.3	Menunjukkan perilaku tanggung jawab, peduli, kerjasama, dan cinta damai, dalam melaksanakan	2.3.1 Berani mengakui kesalahan yang telah dilakukan  2.3.2 Bertanggung jawab atas tindakan anggotanya saat menjadi

		komunikasi fungsional.	pemimpin kelompok. 2.3.3 Tidak menyalahkan orang lain atas tindakannya sendiri
3.	3.1	Menerapkan struktur teks dan unsur kebahasaan untuk melaksanakan fungsi sosial dari ungkapan meminta perhatian, mengecek pemahaman, menghargai kinerja yang baik, dan meminta dan mengungkapkan pendapat, serta responnya, sesuai dengan konteks	<p>3.1.1 Mempraktekkan penggunaan ungkapan <i>meminta perhatian serta responnya</i> secara lisan dan tulis dengan struktur teks yang runtut dengan unsur kebahasaan yang benar yang sesuai dengan secara konteks</p> <p>3.1.2 Mendemonstrasikan penggunaan ungkapan <i>mengecek pemahaman serta responnya</i> secara lisan dan tulis dengan struktur teks yang runtut dengan unsur kebahasaan yang benar yang sesuai dengan secara konteks.</p> <p>3.1.3 Memperaktekkan penggunaan ungkapan <i>menghargai kinerja yang baik serta responnya</i> secara lisan dan tulis dengan struktur teks yang runtut dengan unsur kebahasaan yang benar yang sesuai dengan secara konteks .</p> <p>3.1.4. Memperagakan penggunaan ungkapan meminta dan mengungkapkan <i>pendapat serta responnya</i> untuk melakukan komunikasi secara interpersonal dengan guru dan teman secara lisan dan tulis dengan struktur teks yang runtut dengan unsur kebahasaan yang benar yang</p>

		sesuai dengan secara konteks .
4.	4.1	Menyusun teks lisan sederhana untuk mengucapkan dan merespon ungkapan meminta perhatian, mengecek pemahaman, dan menghargai kinerja yang baik, serta meminta dan mengungkapkan pendapat dengan memperhatikan fungsi sosial, struktur teks, dan unsur kebahasaan yang benar dan sesuai konteks
	4.1.1	Membuat atau menyusun teks percakapan terkait dengan ungkapan meminta perhatian, mengecek pemahaman, dan mengecek kinerja yang baik meminta dan mengungkapkan pendapat dengan memperhatikan fungsi sosial, struktur teks yang dan unsur kebahasaan yang benar dan sesuai konteks.

### C. Materi Pembelajaran

<b>Materi pokok</b>	Teks lisan dan tulis untuk (a) meminta perhatian, (b) mengecek pemahaman, (c) menghargai kinerja yang baik, dan (d) meminta/ mengungkapkan pendapat serta responnya.
<b>Fungsi social</b>	Menjaga hubungan interpersonal dengan guru dan teman
<b>Unsur kebahasaan</b>	<p>(1) Kosa kata: kata sifat sederhana</p> <p>(2) Tata bahasa: kata rujukan <i>it, they, these, those, that, this.</i></p> <p>(3) Penggunaan nominal singular dan plural secara tepat, dengan atau tanpa <i>a, the, this, those, my,</i></p>

	<p><i>their</i>, dsb secara tepat dalam frasa nominal</p> <p>(4) Ucapan, tekanan kata, intonasi</p> <p>(5) Ejaan dan tanda baca</p> <p>(6) Tulisan tangan</p>
<b>Struktur teks</b>	<p>(ungkapan hafalan, tidak perlu dijelaskan tata bahasanya)</p> <p><b>a. Ungkapan meminta perhatian</b></p> <p>1. Asking for Attention</p> <ul style="list-style-type: none"> <li>• <i>Excuse me,</i></li> <li>• <i>Attention please</i></li> <li>• <i>Can I have your attention, please?</i></li> <li>• <i>May I have your attention, please?</i></li> <li>• <i>Sorry to trouble you.</i></li> <li>• <i>Sorry to bother you.</i></li> <li>• <i>Look what I have got here.</i></li> <li>• <i>Look here.</i></li> <li>• <i>Look!</i></li> <li>• <i>Hey!</i></li> </ul> <p>2. Responding</p> <ul style="list-style-type: none"> <li>• <i>Yes, please.</i></li> <li>• <i>Alright.</i></li> <li>• <i>Sure.</i></li> <li>• <i>What is it?</i></li> </ul> <p>3. Showing Attention</p> <ul style="list-style-type: none"> <li>• <i>I see.</i></li> <li>• <i>Well....</i></li> <li>• <i>Tell me more.</i></li> <li>• <i>Really?</i></li> </ul>

- *Is she? Have you?*
- *What happened next?*

**b. Mengecek pemahaman**

*1. Cheking for understanding*

- *Do you understand what I'm saying?*
- *Do you know what I mean?*
- *Does that make any sense?*
- *Do you follow me?*
- *Are you with me?*
- *You know?*
- *You see?*
- *Right?*

*2. Responses indicating understanding*

- *I see what you are saying.*
- *I see what you mean.*
- *I know what you mean.*
- *I understand what you are saying.*
- *I'm with you.*
- *I hear you.*

*3. Responses indicating misunderstanding*

- *I don't get it.*
- *I don't follow you.*
- *I'm not sure I get your point.*
- *I'm not sure I know what you mean.*

**c. Menghargai Kinerja yang baik**

*1. Expression used as compliment*

- *Excellent!*
- *Well done!*
- *Good job!*

	<ul style="list-style-type: none"> <li>• <i>Congratulations!</i></li> <li>• <i>What a beautiful dress!</i></li> <li>• <i>What a great mark!</i></li> <li>• <i>Nice work!</i></li> <li>• <i>Nice try!</i></li> <li>• <i>How beautiful!</i></li> <li>• <i>Fantastic!</i></li> </ul> <p>2. <i>Responding to compliments</i></p> <ul style="list-style-type: none"> <li>• <i>Really? Thanks.</i></li> <li>• <i>Thank you very much.</i></li> <li>• <i>Thanks.</i></li> </ul>
d. Meminta/	<p>mengungkapkan pendapat serta responnya.</p> <p>1. <i>Asking opinion</i></p> <ul style="list-style-type: none"> <li>• <i>What do you think...?</i></li> <li>• <i>Do you think...?</i></li> <li>• <i>What about...?</i></li> <li>• <i>Why don't you?</i></li> <li>• <i>....isn't it/he/she?</i></li> <li>• <i>..., aren't I/we/they?</i></li> </ul> <p>2. <i>Responding opinion</i></p> <ul style="list-style-type: none"> <li>• <i>The song is beautiful.</i></li> <li>- <i>is it? Really? / Do you think so?</i></li> <li>• <i>The dog is very cute.</i></li> <li>- <i>You are right.</i></li> <li>- <i>I don't think so.</i></li> <li>• <i>I think... / in my opinion, ...</i></li> </ul>

## E. Metode pembelajaran

1. Pendekatan : Scientific ( Observing, questioning, experiment, associating, Networking)
2. Metode : Situational Language Teaching and Role Play

## F. Media, Alat dan sumber

1. Media : Gambar, LCD, Speaker
2. Alat/bahan : Spidol, Laptop, Paper
3. Sumber belajar :
  - Zaida, Nur. Bright: An English Course for Junior High School Students).
  - Sumber dari internet:  
[www.dailyenglish.com](http://www.dailyenglish.com)  
<http://learningenglish.britishcouncil.org/en>

## G. Langkah – langkah Pembelajaran

### Pertemuan Pertama

#### ❖ Pendahuluan (10 menit)

1. Guru memberi salam
2. Guru memeriksa kehadiran siswa
3. Guru menyiapkan peserta didik secara psikis dan fisik
4. Guru memberikan motivasi belajar siswa secara kontekstual sesuai dengan manfaat dan aplikasi materi ajar dalam kehidupan sehari-hari, dengan memberikan contoh dan perbandingan

### ❖ Kegiatan Inti (60 Menit)

#### a. Observasi

1. Siswa mendengarkan percakapan yang berkaitan dengan meminta perhatian.
2. Siswa memperhatikan ungkapan-ungkapan yang bercetak tebal pada percakapan yang telah di dengarkan. Ungkapan-ungkapan tersebut digunakan untuk meminta perhatian.
3. Siswa mendengarkan percakapan yang lengkap. Kemudian mencocokkan kotak A dan B berdasarkan percakapan yang telah di dengarkan.
4. Siswa mendengarkan percakapan, kemudian memperhatikan ungkapan-ungkapan yang bercetak tebal. Ungkapan-ungkapan tersebut digunakan untuk mengecek pemahaman dan cara meresponnya.

#### b. Menanyakan

1. Siswa mengisi kotak kosong dengan menggunakan ekspresi yang sesuai berdasarkan gambar yang telah terbagi di dalam kotak.

#### c. Penutup (10 Menit)

1. Siswa dan guru memberikan umpan balik terhadap proses dan hasil pembelajaran
2. Siswa memperhatikan informasi tentang rencana kegiatan pembelajaran untuk pertemuan berikutnya
3. Siswa dan guru mengucapkan salam penutup /berdoa sebelum pulang

### **Pertemuan kedua**

### ❖ Pendahuluan (10 menit)

1. Guru memberi salam
2. Guru memeriksa kehadiran siswa
3. Guru menyiapkan peserta didik secara psikis dan fisik



4. Guru memberikan motivasi belajar siswa secara kontekstual sesuai dengan manfaat dan aplikasi materi ajar dalam kehidupan sehari-hari, dengan memberikan contoh dan perbandingan

#### ❖ Kegiatan Inti (60 Menit)

##### a. Mengeksplorasi

1. Siswa secara berkelompok. Membaca situasi-situasi. Kemudian membuat dan memperagakan percakapan-percakapan berdasarkan situasi (activity 11).

##### b. Mengasosiasi

1. Siswa secara berkelompok menyusun suatu dialog singkat sederhana berisikan ungkapan ungkapan meminta perhatian.
2. Siswa bekerja berpasang-pasangan. Kemudian menjawab pertanyaan-pertanyaan yang terdapat pada (activity 13).

##### c. Mengkomunikasikan

1. Siswa bekerja secara berpasangan. Kemudian membuat sebuah percakapan yang meliputi ekspresi meminta perhatian dan mengecek pemahaman (activity 14).

##### d. Penutup (10 Menit)

1. Siswa dan guru memberikan umpan balik terhadap proses dan hasil pembelajaran
2. Siswa memperhatikan informasi tentang rencana kegiatan pembelajaran untuk pertemuan berikutnya
3. Siswa dan guru mengucapkan salam penutup /berdoa sebelum pulang

#### Pertemuan ketiga

#### ❖ Pendahuluan (10 menit)

1. Guru memberi salam
2. Guru memeriksa kehadiran siswa
3. Guru menyiapkan peserta didik secara psikis dan fisik

4. Guru memberikan motivasi belajar siswa secara kontekstual sesuai dengan manfaat dan aplikasi materi ajar dalam kehidupan sehari-hari, dengan memberikan contoh dan perbandingan

### ❖ Kegiatan Inti (60 Menit)

#### a. Mengobservasi

1. Siswa memperhatikan gambar, kemudian mendengarkan yang mengenai ungkapan menghargai kinerja yang baik pada (activity 1)
2. Siswa memperhatikan struktur ungkapan menghargai kinerja yang baik berdasarkan kata benda tunggal dan jamak pada (activity 2)
3. Siswa mengucapkan frase kata benda yang benar pada (activity 3)
4. Siswa berlatih membuat kalimat menggunakan frase kata benda yang terdapat dalam activity 3 pada (activity 4)

#### b. Menanyakan

1. Siswa secara berkelompok berlatih menjawab pertanyaan pada (activity 5)
2. Siswa mendengarkan, kemudian mengucapkan frase kata benda dengan benar pada (activity 6)
3. Siswa secara berpasangan menggaris bawahi ungkapan menghargai kinerja yang baik, kemudian membandingkan hasil kerja dengan kelompok lain pada (activity 7)

#### c. Mengeksplorasi

1. Siswa memperhatikan gambar kemudian berlatih menulis ungkapan yang benar dibawah masing-masing gambar pada (activity 8)
2. Siswa membaca ungkapan menghargai kinerja yang baik, kemudian memasangkan responnya pada (activity 9)

#### d. Mengkomunikasikan

1. Siswa mengelilingi kelas. Datangi 5 orang dari teman-temannya, kemudian, siswa melakukan aktifitas yang terdapat pada (activity 11).

#### **e. Penutup (10 Menit)**

1. Siswa dan guru memberikan umpan balik terhadap proses dan hasil pembelajaran
2. Siswa memperhatikan informasi tentang rencana kegiatan pembelajaran untuk pertemuan berikutnya
3. Siswa dan guru mengucapkan salam penutup /berdoa sebelum pulang

### **Pertemuan keempat**

#### **❖ Pendahuluan (10 menit)**

1. Guru memberi salam
2. Guru memeriksa kehadiran siswa
3. Guru menyiapkan peserta didik secara psikis dan fisik
4. Guru memberikan motivasi belajar siswa secara kontekstual sesuai dengan manfaat dan aplikasi materi ajar dalam kehidupan sehari-hari, dengan memberikan contoh dan perbandingan

#### **❖ Kegiatan Inti (60 Menit)**

##### **a. Mengamati**

1. Siswa mendengarkan percakapan kemudian melengkapi dialog yang rumpang dengan memilih kata-kata yang terdapat di dalam kotak pada (activity 1)
2. Siswa mengidentifikasi ungkapan dalam activity 1 yang termasuk dalam ungkapan meminta pendapat, memberi pendapat, dan merespon pendapat pada (activity 2)
3. Siswa memperhatikan penjelasan guru bagaimana cara meminta pendapat dan cara merespon pendapat seseorang

**b. Menanyakan**

1. Siswa secara berpasangan berlatih mempraktekkan percakapan pada (activity 3)
2. Siswa membaca percakapan pada activity 3, kemudian menggaris bawahi kalimat yang termasuk ungkapan meminta pendapat dan member pendapat pada (activity 4).

**c. Mengeksplorasi**

1. Siswa mendengarkan rekaman yang berisi tentang suatu masalah kemudian memilih respon yang tepat pada (activity 7)
2. Siswa bekerja berpasangan untuk melihat keadaan kelas, kemudian secara bergantian memberi pendapat tentang keadaan kelas pada (activity 8)

**d. Mengasosiasi**

1. Siswa bekerja berpasangan, kemudian melengkapi kalimat rumpang dengan memilih kata-kata di dalam kotak pada (activity 9)
2. Siswa melengkapi percakapan dengan memilih ungkapan di dalam kotak, kemudian mempraktekkan percakapan tersebut dengan teman pada (activity 10)

**e. Mengkomunikasikan**

1. Siswa secara berpasangan memilih situasi yang telah disediakan, kemudian membuat percakapan mengenai meminta dan memberi pendapat dan mempraktekkan pada (activity 11)

**f. Penutup (10 Menit)**

1. Siswa dan guru memberikan umpan balik terhadap proses dan hasil pembelajaran
2. Siswa memperhatikan informasi tentang rencana kegiatan pembelajaran untuk pertemuan berikutnya
3. Siswa dan guru mengucapkan salam penutup /berdoa sebelum pulang

## H. Penilaian

### 1. Penilaian Sikap

a. Teknik Penilaian : Non Test (Pengamatan)

b. Bentuk Instrument : Rubrik Observasi dan Jurnal Guru

#### Instrumen Penilaian Sikap Tanggung Jawab

No	Aspek Pengamatan	Skor			
		1	2	3	4
1	Melaksanakan tugas individu dengan baik				
2	Menerima resiko dari tindakan yang dilakukan				
3	Tidak menuduh orang lain tanpa bukti yang akurat				
4	Mengembalikan barang yang dipinjam				
5	Meminta maaf atas kesalahan yang dilakukan				
Jumlah Skor					
NILAI					

Petunjuk Penskoran : Skor akhir menggunakan skala 1 sampai 4

Perhitungan skor akhir menggunakan rumus :  $\frac{\text{Skor diperoleh}}{\text{Skor Maksimal}} \times 4 = \text{skor akhir}$

### 2. Penilaian Pengetahuan

a. Teknik penilaian : Tes Lisan

b. Bentuk Instrumen : Terlampir pada buku siswa dan lampiran.

c. Kisi-kisi : Membuat dialog terkait dengan materi

d. Instrument penilaian

No	Aspek	Kriteria	Skor
1	Pengucapan	a. Aksen penutur asli	4
		b. Aksen tertentu	3

		c. Aksen kurang sempurna	2
		d. Aksen Salah	1
2	Kelancaran	a. Sangat lancar seperti penutur asli	4
		b. Lancar	3
		c. Kurang Lancar	2
		d. Tidak Lancar	1
3	Pemahaman	a. Memahami Tanpa Kesulitan	4
		b. Memahami Sebagian Besar	3
		c. Kurang Memahami	2
		d. Tidak memahami	1

### 3. Penilaian Keterampilan

#### g. Keterampilan menulis

- a. Teknik Penilaian : ( tertulis) Unjuk Kerja
- b. Bentuk Instrumen : Tulis.
- c. Instrument Penilaian:

No	Aspek	Diskripsi	Skor
1	Kosa kata	a. Hampir Sempurna	5
		b. Ada kesalahan tapi tidak mengganggu makna	4
		c. Ada beberapa kesalahan dan mengganggu makna	3
		d. Banyak kesalahan dan mengganggu makna	2
		e. Terlalu banyak kesalahan sehingga sulit untuk dipahami	1
2	Pilihan Kata	a. Sangat variatif dan tepat	5
		b. variatif dan tepat	4

	c. cukup variatif dan tepat	3
	d. Kurang variatif dan tepat	2
	e. Tidak variatif dan tepat	1

**Penentuan Nilai:** Nilai Siswa =  $\frac{\text{skor diperoleh}}{\text{skor maksimal}} \times 4$

#### h. Keterampilan: Praktek

Teknik Penilaian : ( Berbicara) Unjuk Kerja

Bentuk Instrumen : Membacakan hasil pernyataan berdasarkan dialog

Instrument Penilaian:

No	Aspek	Diskripsi	Skor
1	Pengucapan ( <i>Pronunciation</i> )	a. Hampir sempurna	5
		b. Ada beberapa kesalahan namun tidak mengganggu makna	4
		c. Ada beberapa kesalahan dan mengganggu makna	3
		d. Banyak kesalahan dan mengganggu makna	2
		e. Terlalu banyak kesalahan dan mengganggu makna	1
2	Kelancaran ( <i>Fluency</i> )	a. Sangat lancar	5
		b. Lancar	4
		c. Cukup lancar	3
		d. Kurang lancar	2
		e. Tidak lancar	1

**Penentuan Nilai:** Nilai Siswa =  $\frac{\text{skor diperoleh}}{\text{skor maksimal}} \times 4$

Tappina, .... Juli 2017

Mengetahui,

Guru Mata Pelajaran

Peneliti

Syarifuddin, S.S.

NIP: 19730629 200710 1 001

Najamuddin

NIM: 20400113158



UNIVERSITAS ISLAM NEGERI  
**ALAUDDIN**  
M A K A S S A R



## APPENDIX H

### Research Instrument

Test for the pre-test and post-test

- Beberapa hal penting yang harus diperhatikan bahwa:
    - ✓ Penelitian ini bertujuan untuk mengumpulkan data tentang kemampuan speaking siswa Mts Izzatul Ma'arif Tappina Kab. Polman.
    - ✓ Dalam pre-test/post-test ini hasilnya tidak akan mempengaruhi nilai anda dalam semester ini
- 

1. Write down the expressions in the box to complete the dialogue by choosing the list of the expression belows. Then, Play roles of the speakers sentences correctly and clearly.

☺ Thank you.

☺ Great!

☺ Excuse me!

☺ What do you think of this picture?

☺ Yes, I do

☺ Yes, It's very nice.

☺ It is.

☺ All right.





2. Write down the possible expressions for each pictures. Then, play the roles of the speakers sentences correctly and clearly.

☺ (You did a great job. - Thank you Ma'am.)

☺ (Excuse me - Hi!)

☺ (What a beautiful picture, don't you think so? - Yes, I agree with you)


☺ (What do you think about this book? – It's nice)


☺ (How nice you are – Thank you, Ma'am)

☺ (Excuse me, may I come in? – Yes please)

☺ (Can you hear me? – Yes, sir)

☺ (Do you understand about this? – Thank you Ma'am)





UNIVERSITAS ISLAM NEGERI  
**ALAUDDIN**  
M A K A S S A R

3. Now, please write down some dialogues with from the themes bellow!  
After that, practice with your partner!



Kind of Animals	Characteristics	Name
fish	pretty	Nemo
bird	fussy	Tweety
rabbit	gentle	Lola
dog	smart	Spike
duck	funny	Belu

UNIVERSITAS ISLAM NEGERI  
**ALAUDDIN**  
 MAKASSAR



## APPENDIX I

## Documentations



## CURRICULUM VITAE



The writer, Najamuddin was born on March 5<sup>th</sup>, 1995 in Tappina, Polewali Mandar Regency, and West Sulawesi. He has two sisters and three brothers. He is the third son of H. Yusuf and Hj. Samsiana. In 2000, he started his education in elementary school MI DDI Tappina and graduated in 2006. He continued his study in SMP AL-Islamiyah Jakarta Utara and graduated in 2009. And then he continued his study in SMA Negeri 72 Jakarta and graduated in 2012. In 2013 accepted in English Education Department of Tarbiyah and Teacher Training Faculty of UIN Alauddin Makassar.

UNIVERSITAS ISLAM NEGERI  
**ALAUDDIN**  
M A K A S S A R

**THE EFFECTIVENESS OF OUTDOOR LEARNING METHOD TO IMPROVE  
THE SECOND GRADE STUDENTS' SPEAKING ABILITY  
AT MTS IZZATUL MA'ARIF TAPPINA  
KAB. POLEWALI MANDAR**

**NAJAMUDDIN**

**20400113158**

[najamtkd@gmail.com](mailto:najamtkd@gmail.com)

**English Education Department of UIN Alauddin Makassar**

**ABSTRACT:** This research aimed at finding out the effectiveness of outdoor learning method to improve the second grade students' speaking ability at MTs Izzatul Ma'arif Tappina Kab. Polewali Mandar. The problem statements of this research is "To what extent is the Outdoor Learning Method effective to improve the second grade students' speaking ability at MTs Izzatul Ma'arif Tappina Kab. Polewali Mandar?" The objective of this research is: To find out the effectiveness of outdoor learning method to improve the second grade students' speaking ability at MTs Izzatul Ma'arif Tappina Kab. Polewali Mandar.

The researcher applied quasi-experimental design with non-equivalent control group design. The population of this research was the second year students at MTs Izzatul Ma'arif Tappina Kab. Polewali Mandar which consisted of 60 students. The sample were taken by using purposive sampling technique which consisted of 40 students with 20 student's as experimental class and 20 student's as control class.

There were two research variables: Independent variable and dependent variable. The independent variable of this research is outdoor learning method and dependent variable of this research is teaching speaking.

The data were collected through speaking test in pre-test and post-test. The result of the data indicated that there was a significant difference between students' post-test in experimental class and control class. The mean score of post-test (2.12) in experimental class was greater than the mean score of post-test (1.57) in control class and the standard deviation of post-test (0.80) in experimental class was greater than the standard deviation of post-test in control class (0.58). From t-test, the researcher found that the value of t-test (3.66) was greater than t-table (2.042) at the level of significance ( $\alpha$ ) = 0.05 with degree of freedom (df) =  $(N_1 + N_2) - 2 = (20 + 20) - 2 = 38$ . Based on the finding and discussion of the research, the researcher drew a conclusion that the use of outdoor learning method is effective to improve the students' speaking ability in the second year students at MTs Izzatul Ma'arif Tappina Kab. Polewali Mandar.

**Keywords:** *Students' Speaking Ability and Outdoor Learning Method*

## INTRODUCTION

The objective of English teaching was the ability to speak English fluently. But in reality, there were many students were not able to speak English well. Commonly, they only had capability in grammar, reading or writing. It was because English was not spoken in society, so the accuracy and fluency to speak



English was difficult for the students. Moreover, the use of conventional teaching technique which only used the same way for each section of teaching English. Setiadi (2006) states that “speaking was the productive skill in the oral mode. It likes the other skills, was more complicated that it seems at first and involves more than pronouncing words.”

To make the students master the speaking exactly, they need a lot of things including the teachers' learning strategies in the class, learning methodologies, and so on. As the fact, a number of teachers often find problems when they guide their students in mastering speaking subject. Furthermore, The teachers sometime got difficulties to solve those problems. For example: the teachers of English subject at the second grade at MTs Izzatul Ma'arif Tappina Kab. Polewali Mandar. They had problems to help their students in achieving good speaking in English. The researcher saw that in learning and teaching English process, the method which was used by the teacher was very boring. The teacher only focused on how to teach the lesson until the end of the learning process, they did not think about the good ways to teach their students. They only used the conventional method. That was made their students lazy to learn.

Based on the researcher's preliminary observation which was done through interview on September, 15<sup>th</sup> 2016. The researcher found the problems including: there were many students did not have a good knowledge about speaking, lack of both confidence and motivation, they did not know how to produce and spell the words correctly. For instance, when the researcher showed some list of vocabularies to the students and asked them to speak such as the word of “you, jump, please, homework and dictionary, and asked them make a sentence from the word of “homework” I did my homework last night”. As the result, some of them could not produce and spell the words correctly. They were mentioned those words based on the written.

Based on the problems above the researcher decided to carry out improving speaking of the students because number of problems above related to improve students' mastering their speaking well and made their English useful at the

future. The roles of the teacher were too important to help the students to solve their problems. To specify, the researcher concerned to choose this outdoor learning method because, this method was very effective and interesting to improve the students' speaking ability. This method was very effective to apply in the learning and teaching process.

## LITERATURE REVIEW

Amri (2013), stated that using group leadership techniques was effective to improve the students' speaking ability. Conclude that the students' speaking ability was improved by using group leadership technique. It was proved by the t-test (3.21) which was higher than t-table (2.42).

Andinurdiana (2014) who wanted to enhancing students' speaking comprehension through whole brain teaching at PIBA students of UIN Alauddin Makassar. In the end of her research found that this strategy can activate the passive learners and also make the students were challenged, so stimulate them to compete each other to be best through activating the scoreboard.

Furthermore, Citra (2013) in her thesis "The Use of PAKEM (Active, Creative, Effective, and Joyful Learning) Approach to Improve the Students' Speaking Skill at The First Year Students of SMA Mahaputra Makassar". Concluded that using PAKEM approach can improve the students' speaking skill in fluency. The score of self-confidence has improvement of 41.92% and the score of smoothness has improvement of 18.91%. Furthermore the result of PAKEM approach can improve the students' speaking skill in accuracy (30.41%).

Moreover, Rahmayanti (2015) in her thesis "*Penerapan Outdoor Learning Process Berbantu Puzzle Blocks Materi Ekosistem Untuk Meningkatkan Aktivitas Belajar dan Sikap Peduli Lingkungan*" found that using Outdoor learning with Puzzle blocks can improve the students' care to the environment, and through both of the method the students also can easy to understood the lesson about ecosystem.

In addition, Albiyar (2013) in his thesis "*Ourdoor Study Terhadap Pemahaman Konsep Bagian Tumbuhan Beserta Fungsinya Untuk Anak*

*Tunanetra*”. Found that there was a significance influence for anak tunanetra, so they can understand the part of plant by using Outdoor Study method.

Related to the previous findings before, the researcher conducted his research with the different technique sampling and variabel. The previous finding used random sampling as their technique sampling, while in this research the researcher used purposive sampling. The variable was students’ speaking ability.

## RESEARCH METHODOLOGY

### 1. Research Design

This research was Quasi Experimental Research. This kind of research was commonly conducted by the instructors or teachers who wanted to know the effectiveness or not the teacher in teaching strategy several treatments. In this research, researcher took two classes. Those were control class and experiment class. One group would be given a pre-test before the experimental treatment. And then, after the treatment was finished, the post test was given to see the achievement of the treatment that given. The effectiveness of this research was comparing the score of pre-test and post-test. If the score of post-test was higher than pre-test, it means that this treatment was effective.

To get the significant effectiveness by comparing the pre-test and the post-test result, the research design was presented as follow:

Group	Pre-Test	Treatment	Post-Test
E	$O_1$	X	$O_2$
C	$O_1$	-	$O_2$

Figure 3.1

Explanation:

E : Experimental class

C : Controlled class

$O_1$  : Pre-test

$O_2$  : Post-test

X : Treatment

### 2. Location

This research located at MTs Izzatul Ma'arif Tappina. It was an educational institution sheltered by Yayasan Pemberdayaan and Fitrah Insani development of West Sulawesi. The school location was in a village called Mirring Village Binuang District Polewali Mandar Regency. It was about 11 km from the capital of Regency Polewali Mandar. The distance approximately 207 km from the city of Mamuju as the capital of West Sulawesi Province.

## FINDING AND DISCUSSION

### 1. Finding

The findings of the research were based on the results of the data analysis. The data analysis used speaking test to collect the data. The test consists of pre-test and post-test. The pre-test was given to find out the initial students' fluency in speaking and the post-test was given to find out the improvement of the students' ability in speaking after giving the treatment.

### 4. The classification of students' pre-test and post-test score in experimental class

Table 1

The rate percentage of score experimental class in pre-test

No	Classification	Score	Frequency	Percentage
1	Excellent	5.01-6.00	-	-
2	Very Good	4.01-5.00	-	-
3	Good	3.01-4.00	-	-
4	Average	2.01-3.00	2	10%
5	Poor	1.01-2.00	8	40%
6	Very Poor	0.01-1.00	10	50%
Total			20	100%

The table above showed the rate percentage and frequency of score experimental class in pre-test. It showed that 2 students (10%) can be classified average in speaking, 8 students (40%) as poor in speaking and 10 students (50%) classified as a very poor in speaking.

Table 2

The rate percentage of score experimental class in post-test

No	Classification	Score	Frequency	Percentage
1	Excellent	5.01-6.00	-	-
2	Very Good	4.01-5.00	-	-
3	Good	3.01-4.00	3	15%
4	Average	2.01-3.00	5	25%
5	Poor	1.01-2.00	9	45%
6	Very Poor	0.01-1.00	3	15%
Total			20	100%

The table above showed that in post-test, there were none students (0%) got excellent and very good score, 3 students (15%) got good score, 5 students (25%) got average score, 9 students (45%) got poor score, and 3 students (15%) got very poor.

Based on the result above, it could be concluded that the percentage in post-test was higher than the percentage in pre-test.

5. The classification of students' pre-test and post-test score in controlled class

Table 3

The rate percentage of score controlled class in pre-test

No	Classification	Score	Frequency	Percentage
1	Excellent	5.01-6.00	-	-
2	Very Good	4.01-5.00	-	-
3	Good	3.01-4.00	-	-
4	Average	2.01-3.00	3	15%
5	Poor	1.01-2.00	5	25%
6	Very Poor	0.01-1.00	12	60%

Total	20	100%
-------	----	------

The table above showed the rate percentage and frequency of the students' controlled class in pre-test, none of the students got excellent, very good and good score, 3 students (15%) got average score, 5 students (25%) got poor score, and 12 students (60%) got very poor score.

Table 4

The rate percentage of score controlled class in post-test

No	Classification	Score	Frequency	Percentage
1	Excellent	5.01-6.00	-	-
2	Very Good	4.01-5.00	-	-
3	Good	3.01-4.00	-	-
4	Average	2.01-3.00	3	15%
5	Poor	1.01-2.00	10	50%
6	Very Poor	0.01-1.00	7	35%
Total			20	100%

The table above showed that in post-test, there were none students (0%) got excellent, very good and good score, 3 students (15%) got average score, 10 students (50%) got poor score, and 7 students (35%) got very poor score.

Based on the result above, it can be concluded that the percentage in post-test was different in the rate percentage in pre-test.

6. The mean score and standard deviation of experimental class and controlled class

Table 5

The mean score and standard deviation of experimental class and controlled class in post-test

Class	Mean Score	Standard Deviation
Experimental	2.12	0.80
Controlled	1.57	0.58

The table above showed that, the mean score of experimental class in post-test was (2.12) and the standard deviation of experimental class was (0.80), while the mean score of control class in post-test was (1.57) and its standard deviation was (0.58). It meant that, the mean score of control class was lower than the mean score of experimental class.

The significant score between experimental and controlled class could be calculated by using t-Test. The result of the t-Test can be seen in table 6 as follows:

Table 6  
The significance score of experimental and controlled class

Variable	t-Test	t-Table
Post-test	3.66	2.042

The table above showed the result of test of significance testing. For the level of significance ( $\alpha$ ) 0.05 and the degree of freedom (df)  $(N_1+N_2)-2 = (20+20)-2= 38$ , showed that the value of the t-Test was higher than t-Table. The result of the test clearly showed that there was a significant different between the students' score in the experimental and controlled class after the treatment of Outdoor Learning Method. It indicated that Outdoor Learning Method was quite effective in teaching speaking. It meant  $H_0$  is rejected and  $H_1$  is accepted because the t-Test is higher than t-Table (7.81 > 2.010). Hence, the hypothesis of the research is accepted.

## 2. Discussion

The researcher found that applied Outdoor Learning Method was effective in teaching speaking. The researcher was discussed the students' improvement in speaking subject. Before the students were treated by applying Outdoor Learning Method, the result of the students in experimental class of the research showed that the students' speaking ability was still low. It was approved by the result of the pre-test that there were none got excellent, very good and good score. There

were just 2 students (10%) got average in speaking, 8 students (40%) as poor in speaking and 10 students (50%) classified as a very poor in speaking.

From the data analysis there was significance improvement of the students' post-test of experimental class. In the post-test, there were none students (0%) got excellent and very good score, 3 students (15%) got good score, 5 students (25%) got average score, 9 students (45%) got poor score, and 3 students (15%) got very poor.

Moreover, analysis of the mean score gap in the post-test between Experimental and Controlled class ensured if the technique used was effective. The mean score of the Experimental class was 1.57 and 2.12 for Controlled class. It means the gap of the students' score of the Experimental and Controlled class is 1.55. The explanation of the gap between the two classes indicated that the Experimental class shows high increasing than the Controlled class.

Based on the findings above and the theory explained previous, the researcher concluded that using Outdoor Learning Method could be useful in teaching speaking and overcome the students' problem in speaking class. The goals had been achieved because the students' achievement and performance increased from the pre-test to the post-test. Then, it gave much contribution in learning and teaching English subject. The data showed a very significant different between t-test and t-table, where t-test was higher than t-table ( $3.66 > 2.042$ ).

These result are supported by the theory in chapter II by Husamah (2013) who said that Outdoor learning is a learning process that is designed to allow students to learn direct learning materials on the actual object, so the learning will be more obvious. The advantages of outdoor learning are the students can encourage their motivate in learning with a fun learning environment, use of instructional media that concrete, using natural materials that already exist around, can foster the ability to explore and can give pleasure to the child when the study without feeling bored and tired because of lack of interest in the learning in teaching.



Outdoor learning could also foster the strengthening of the concept to be given to children. It is also in line with albihar's finding (2013) who found out that there was significant influence of blind students' understanding on parts of plant. They can be easily understood the lesson by using Outdoor Learning Method. This proves that the students had been enjoying learning outside the classroom thus the students' speaking ability improved by using this method rather than using conventional method (lecturing).

## CONCLUSION

Based on the result of the data analysis, research findings and discussions of the research, the researcher concluded that using Outdoor Learning Method could be useful in teaching speaking at the eighth grade of MTs Izzatul Ma'arif Tappina Kab. Polewali Mandar. It was proved by the students' achievement in speaking. The students' skill in speaking before applied Outdoor Learning Strategy was still low. Its was different from the students' skill after applied Outdoor Learning Strategy. It was found in students post-test was higher than the pre-test, which proved that applied of Outdoor Learning Strategy in learning activity contributed to the students' more effective in teaching speaking.

The improvement could be seen through the statistical analysis that the mean score of the students' speaking ability in pre-test was 1.42 and it was improved to 2.12 in post-test of experimental class. It meant that using Outdoor Learning Method in teaching speaking contributed to the students more active in speaking class.

## REFERENCES

- Albihar, Alief P. *Ourdoor Study Terhadap Pemahaman Konsep Bagian Tumbuhan Beserta Fungsinya Untuk Anak Tunanetra*. A thesis of UNESA Surabaya. 2013.
- Amri, Khaerul. *Using Group Leadership in Improving the Students' Speaking Ability at the Second Year Students of SMAN 1 Alla' Kabupaten Enrekang*. Makassar: a thesis of UIN Alauddin Makassar, 2013.
- Andinurdiana. *Enhancing Students' Speaking Comprehension Through Whole Brain Teaching at PIBA Students of Islamic State University Alauddin Makassar*. Makassar: a thesis of UIN Alauddin Makassar, 2014.
- Citra. *The Use OF "PAKEM" (Active, Creative, Effective, and joyful learning) Approach to Improve the Students Speaking Skill at the first year of SMA Mahaputra Makassar*. Makassar : Unismuh. 2013.
- Husamah. *Pembelajaran Luar Kelas Outdoor Learning*. Jakarta: Prestasi Pustakaraya. 2013.
- Rahmayati, Anies. *Penerapan Outdoor Learning Process Berbantu Puzzle Blocks Materi Ekosistem Untuk Meningkatkan Aktivitas Belajar Dan Sikap Peduli Lingkungan*. A thesis of UNNES Semarang. 2015
- Setiadi, Ag. B. *Teaching English as a Foreign Language*. Yogyakarta: Graha Ilmu. 2006.