


**THE USE OF OUTDOOR LEARNING STRATEGY IN
TEACHING WRITING AT THE SECOND GRADE
STUDENTS OF SMK NEGERI 1 BENTENG
SELAYAR**



A Thesis

*Submitted in Partial Fulfillment of the Requirement for the Degree of
Sarjana Pendidikan in English Education Department of
Tarbiyah and Teaching Science Faculty of
UIN Alauddin Makassar*

By

ANDI ARMAN ARDIANSYAH
Reg. Number 20400113144

**ENGLISH EDUCATION DEPARTMENT
TARBIYAH AND TEACHING SCIENCE FACULTY
ALAUDDIN STATE ISLAMIC UNIVERSITY OF MAKASSAR
2017**

PERNYATAAN KEASLIAN SKRIPSI


Mahasiswa yang bertanda tangan di bawah ini:

Nama : Andi Arman Ardiansyah
NIM : 20400113144
Tempat/Tgl.Lahir : Bonea, 17 Januari 1995
Jur/ Prodi/ Konsentrasi : Pendidikan Bahasa Inggris
Fakultas/ Program : Tarbiyah and Keguruan/ S1
Alamat : Pattalasang, Gowa / Jl. Pahlawan No. 7 Benteng
Judul : *The Use of Outdoor Learning Strategy in Teaching Writing at The Second Grade Students of SMK Negeri 1 Benteng Selayar.*

Menyatakan dengan sesungguhnya dan penuh kesadaran bahwa skripsi ini adalah hasil karya sendiri. Jika di kemudian hari terbukti bahwa ia merupakan duplikat, tiruan, plagiat, atau buatan orang lain, sebagian atau seluruhnya, maka skripsi yang di peroleh karenanya batal demi hukum.

Makassar, 29 September 2017

Penyusun,



Andi Arman Ardiansyah

NIM. 20400113144

PERSETUJUAN PEMBIMBING

Pembimbing penulisan skripsi saudara **Andi Arman Ardiansyah** NIM. **20400113144**, mahasiswa Jurusan Pendidikan Bahasa Inggris pada Fakultas Tarbiyah dan Keguruan UIN Alauddin Makassar, setelah dengan seksama meneliti dan mengoreksi skripsi yang bersangkutan dengan judul **“The Use of Outdoor Learning Strategy in Teaching Writing at The Second Grade Students of SMK Negeri 1 Benteng Selayar”**, memandang bahwa skripsi tersebut telah memenuhi syarat-syarat ilmiah dan dapat disetujui untuk diajukan ke sidang munaqasyah.

Demikian persetujuan ini diberikan untuk dipergunakan dan diproses selanjutnya.

Makassar, 29 September 2017

Pembimbing I



Dr. Kamsinah, M.Pd.I.
NIP. 19680328 199603 2 002

Pembimbing II



Sitti Nurpahmi, S.Pd., M.Pd.
NIP. 19740308 200901 2 003

PENGESAHAN SKRIPSI

Skripsi yang berjudul, "The Use of Outdoor Learning Strategy in Teaching Writing at the Second Grade Students of SMK Negeri 1 Benteng Selayar", yang disusun oleh **Andi Arman Ardiansyah**, NIM: 20400113144, Mahasiswa Jurusan Pendidikan Bahasa Inggris pada Fakultas Tarbiyah dan Keguruan UIN Alauddin Makassar, telah diuji dan dipertahankan dalam sidang munaqasyah yang diselenggarakan pada hari Kamis, tanggal **12 Oktober 2017** yang bertepatan dengan tanggal **22 Muharram 1439 H** dan dinyatakan telah dapat diterima sebagai salah satu syarat untuk memperoleh gelar Sarjana Pendidikan (S.Pd.) pada Fakultas Tarbiyah dan Keguruan, Jurusan Pendidikan Bahasa Inggris dengan beberapa perbaikan.

Samata – Gowa, 12 Oktober 2017 M
22 Muharram 1439 H

DEWAN PENGUJI (SK. Dekan No. 2244 Tahun 2017)

Ketua : Dr. Kamsinah, M.Pd.I.
Sekretaris : Sitti Nurpahmi, S.Pd., M.Pd.
Munaqisy I : Dr. H. Nur Asik, M.Hum.
Munaqisy II : Dr. Hj. Mardiana, M.Hum.
Pembimbing I : Dr. Kamsinah, M.Pd.I.
Pembimbing II: Sitti Nurpahmi, S.Pd., M.Pd.



Handwritten signatures of the exam board members, including the Chairman, Secretary, and members of the examination board, with dotted lines indicating the names of the signatories.

Diketahui oleh:

Dekan Fakultas Tarbiyah dan Keguruan
UIN Alauddin Makassar, //

amri
Dr. H. Muhammad Amri, Lc., M.Ag. //
NIP. 19730120 200312 1 001

ACKNOWLEDGEMENT



Alhamdulillah Robbil Alamin. The researcher expresses his highest gratitude to the almighty Allah swt, who has given His blessing, mercy, health, and inspiration to complete this thesis. Salam and Shalawat are due to the highly chosen Prophet Muhammad saw, His families and followers until the end of the world.

The researcher also considers that in writing this thesis, many people have also contributed their valuable guidance, assistance, and advices for his completion of this thesis. They are:

1. The researcher's beloved parents **Rahman and Isa** for their prayer, financial, motivation and sacrificed for his success, and their love sincerely and purely without time.
2. **Prof. Dr. H. Musafir Pababbari, M.Si.**, as the Rector of Alauddin State Islamic University of Makassar.
3. **Dr. H. Muhammad Amri, Lc., M.Ag.**, the Dean of Tarbiyah and Teaching Science Faculty of UIN Alauddin Makassar.
4. **Dr. Kamsinah, M.Pd.I** and **Sitti Nurpahmi, S. Pd., M. Pd** as the Head and Secretary of English Education Department of Tarbiyah and Teaching Science Faculty of UIN Alauddin Makassar.
5. **Dr. Kamsinah, M.Pd.I** as the first consultant and **Sitti Nurpahmi, S. Pd., M. Pd** as the second consultant who have given their really valuable time,

patience, supported, assistance, advices and guided the researcher during this thesis writing.

6. Big thanks to **Dr. Muh. Rusmin B, S.Pd.I., M.Pd.I.** for the helps and supports.
7. Thanks to **Dr. H. Nur Asik, M.Hum** and **Dr. Hj. Mardiana, M.Hum** for being the researcher's examiner for the helps, guides, and corrects
8. The most profound thanks delivered to all the lecturers of English Education Department and all the staffs of Tarbiyah and Teaching Sciences faculty at Alauddin State Islamic University of Makassar for their multitude of lesson, lending a hand, support and guidance during the researchers' studies.
9. Big thanks to the headmaster of SMK Negeri 1 Benteng Selayar **Drs. H. Lukman MM.Pd.** for the opportunity to do the research in his school.
10. English teacher of SMK Negeri 1 Benteng Selayar **Sitti Aisyah, S.Pd** for her time, guidance, and advice during the research.
11. The teachers of SMK Negeri 1 Benteng Selayar, **Dra. Muchliana, Nur Wahidin S.Pd., Wahyuni, S.Pd., Muh. Jusyadi Purnomo S.Pd.** and **Muh. Yusuf S.Pd., M.Si.** and the entire teachers that cannot be mentioned here. Thanks for the guidance and helps.
12. Thanks to all the second grade students of office administration department (**XI AP 1** and **XI AP 2**) of SMK Negeri 1 Benteng Selayar in academic year 2017/2018 who gave their time so willingly to participate in this research.


13. The researcher's big family, **Kasma, Amir, Anti, Rahma, Fitra, Rafa, Aila, Nurhayati, Maria, Ihsyan, Febri, Andi Pati, Basri B, Datok Ega and Datok Denji** who always supports, motivates and helps the researcher.
14. The researcher's best friends **Kasmawati Amir, S.Pd., Wiwiek Wahyuni, Mirnawati, Rahmawana, Wahyuni, Najamuddin, Masniyah, S.Pd., Reski Amalia S, S.Pd., Muhammad Akhyar, Kartika Sari, Nurvitasari, Irwanto, S.Pd., Arni, S.Pd., Nurfaidah Lestari, Ahmad Junaid, S.Pd. and Rini Karmila HB** for their support and solidarity
15. KKN Tamangapa's Squad **Zulhikmad, Chairil Anwar, Syarif Al Qadri, Muhammad Sutrisman, Andi Ika Sukarni, Rosmiati Dewi, Iin Paradillah N, Ratnawati, Besse Ratu, Andi Nurhayana and Sunarti**
16. Special thanks to researcher's beloved classmates in **PBI 7 and PBI 8** and all friends in **PBI 2013** who could not be mentioned here. Thanks for sincere friendship and assistance during the writing of this thesis
17. **Anwar Ibrahim, S.Pd. and Khairil Anwar, S.Pd.**, who always helps and corrects the researcher.
18. **RR. Ririn Sepriyanti, Amd.Keb, Salmawati SE, Lisdayanti and Rapid Nur Ikhsan, Amd.Graf** for the supports, motivates, solidarity.
19. All of the people around the researcher's life whom could not mention one by one by researcher who has given a big inspiration, motivation, spirit, do'a for him.

The researcher realizes that the writing of this thesis is far from perfection. Remaining errors are the researcher's own; therefore, constructive criticisms and suggestions will be highly appreciated. May all the efforts are blessed by Allah SWT. Aamiin.

Makassar, 29 September 2017

The researcher,

Andi Arman Ardiansyah
NIM.201400113144



LIST OF CONTENTS

	Page
TITLE PAGE.....	i
PERNYATAAN KEASLIAN SKRIPSI.....	ii
PERSETUJUAN PEMBIMBING	iii
PENGESAHAN SKRIPSI.....	iv
ACKNOWLEDGMENTS	v
LIST OF CONTENTS	ix
LIST OF FIGURE.....	xi
LIST OF TABLES	xii
LIST OF APPENDICES.....	xiii
ABSTRACT	xiv
CHAPTER I. INTRODUCTION	
A. Background	1
B. Research Problem.....	5
C. Research Objective	5
D. Research Significances.....	5
E. Research Scope	6
F. Operational Definition of Terms	6
CHAPTER II. REVIEW OF RELATED LITERATURE	
A. Previous Studies	8
B. Pertinent Ideas.....	10
1. Definition of Writing	10
2. Writing Process	12
3. Definition of genre	12
4. Kinds of Genre	13
5. Definition of descriptive text	15

6. Generic Structure of Descriptive Text	15
7. Language feature of descriptive text.....	15
8. Definition of Outdoor Learning	16
9. The steps of Outdoor Learning	17
10. The Benefits of Outdoor Learning	18
C. Theoretical Framework.....	19
D. Hypothesis	21
 CHAPTER III RESEARCH METHOD	
A. Research Design	22
B. Variable of the Research	23
C. Population and Sample	24
D. Research Instruments	24
E. Research Setting.....	25
F. Procedure of Collecting Data	25
G. Techniques of Data Analysis	31
 CHAPTER IV FINDINGS AND DISCUSSIONS	
A. Findings	35
B. Discussions	40
 CHAPTER V CONCLUSIONS AND SUGGESTIONS	
A. Conclusions	44
B. Suggestions	45
BIBLIOGRAPHY	46
APPENDICES	48
CURRUCULUM VITAE	96

LIST OF FIGURE

	Page
Figure 3.1 Research Design.....	22



LIST OF TABLES

		Page
Table 4.1	The distribution of frequency and percentage of score Experiment Class in pre-test.....	36
Table 4.2	The distribution of frequency and percentage of score Experiment Class in post-test.....	36
Table 4.3	The distribution of frequency and percentage of score Experiment Class in Pre-test.....	37
Table 4.4	The distribution of frequency and percentage of score Control Class in Post-test	38
Table 4.5	The mean score and standard deviation of Experimental Class And Control Class in pre-test and post-test	39
Table 4.6	Distribution the value of t-test and t-table	39

LIST OF APPENDICIES

	Page
Appendix I : The students' roll in experiment and control class	49
Appendix II : The Row Score of the Students' Pre-test and Post-test In Experiment Class	51
Appendix III : The Row Score of the Students' Pre-test and Post-test in Control Class	52
Appendix IV : The Mean Score of Experiment Class and Control Class	53
Appendix V : Standard Deviation of Experiment Class and Control Class	54
Appendix VI : The Significance Different	56
Appendix VII : Distribution of T -Table	57
Appendix VIII : Lesson Plan	58
Appendix IX : Research Instrument	79
Appendix X : The students' Testimony about Outdoor Learning Strategy	81
Appendix XI : The Students' Assessment in Pre-Test and Post-Test in Experimental Class and Control Class	84
Appendix XII : Documentation	92

ABSTRACT

Name : Andi Arman Ardiansyah
Reg. Number : 20400113144
Department/faculty : English Education/Tarbiyah and Teaching Science
Title : *The Use of Outdoor Learning Strategy in Teaching Writing at the Second Grade Students of SMK Negeri 1 Benteng Selayar.*
Consultant I : Dr. Kamsinah, M.Pd.I
Consultant II : Sitti Nurpahmi, S.Pd., M.Pd.

The aim of this research was to find out to what extent using Outdoor Learning Strategy in improving the students' writing skill at the second grade students of SMK Negeri 1 Benteng Selayar.

This research used the Outdoor Learning as a strategy in teaching where all the activities were conducted outside the classroom especially in the area of school and centre ground.

This research used Quasi Experimental Design, exactly Nonequivalent Control Group Design. The population of this research was the second grade students of SMK Negeri 1 Benteng Selayar in academic year 2017/2018. It consisted of 260 students which divided into 2 group of class where 20 students from XI AP 1 as experimental class treated by using Outdoor Learning Strategy and 20 students from XI AP 2 as a controlled class treated by using conventional method (Leacturing). This research used purposive sampling technique in choosing sample.

This research discovered that the writing skill of the second grade students of SMK Negeri 1 Benteng Selayar improved by using Outdoor Learning Strategy. The mean score of writing test before treating Outdoor Learning Strategy was 42 after treating, the mean score was improved by 82.25. Moreover, the result of the t-test also shown that there was significance improvement from the students, the t-test (5.76) was higher than t-table (2.024). it meant that H_1 was accepted and H_0 was rejected.

Based on the finding and discussion of the research, the researcher suggested that Outdoor Learning Strategy was able to improve the students' writing skill of the second grade students of SMK Negeri 1 Benteng Selayar and the researcher concluded that using Outdoor Learning Strategy was effective and interesting strategy in teaching writing especially in teaching descriptive text.

CHAPTER I

INTRODUCTION

A. Background

Language is an important thing which used as a tool of communication to communicate each other. According to Brown (2000) Language is a system of arbitrary conventionalized vocal symbol, written or gestured symbol that enables member of given community to communicate intelligibly to each other. For Indonesian students, language is very important to learn especially English language because it is an international language. By mastering English, the students are able to communicate, share and transfer information, ideas and feeling for many people around the world. Considering the importance of the language especially English, the Indonesia's government have drawn up English as a foreign language that should be mastered by the students.

In Indonesia, English teaching aims at mastering four basic skills of language, which are included listening, speaking, reading and writing. Writing is one of the four skills besides speaking, listening, and reading which are given emphasis in second language learning because writing is one of ways to communicate each other to express ideas, thought and feeling into written form. Writing is unnatural act like speaking. Writing needs more efforts than speaking did. Writing needs more effort to manage the ideas which are form the writer's mind and pour it into written form effectively.

Teaching students to master in English especially in writing needs a lot of things including the teachers' learning strategies in the class, learning methodologies, and so on. But, there are many teachers often faced problems when guiding the students in mastering English especially writing. Furthermore, The teachers gets difficulties to solve those problems. For instance, the teachers of English Subject at SMK Negeri 1 Benteng Selayar had many problems in teaching English especially in writing.

Based on preliminary research observation, the researcher occasionally found 3 problem areas as follows:

First, The students were difficult to deliver their ideas into a good sentences or paragraphs. The cause was the students still poor of vocabulary. So, the students felt confused to choose the appropriate words to begin wirt.

Second, The students' grammatical error. There were some students still difficult in using an appropriate grammar when wrote text, it would make the students' text unstructured and confused to continue writing text.




Third, The Students felt bored to study English in the classroom. This method only emphasized the students to keep silent in the class and giving the students task on module without explanation, as a result it was hard for the students to begin write. Finally, the students cannot improve their creativity and imagination.

(Observation, SMK Negeri 1 Benteng Selayar, October, 13, 2016).

Many rules in writing that has to be mastered. So, in teaching learning process, the teacher should choose suitable method or strategy to make the students easier to understand the rules. To solve those problems, English teacher should think critically in order to find creative strategy in teaching writing so that the students will take much participation during the learning process. One of the good or creative strategy in teaching English writing is Outdoor Learning Strategy. Plant, *at all* (2009) stated that:

The outdoors is the deal environment for experimental learning, because it offers unique opportunities to be creative, to move around, to be noisy and to take risks. The outdoors is full of special stimuli such as weather, sound, smells and textures which can enrich and enhances a child's learning environment.

Based on the previous researches, the researcher assumes that Outdoor learning strategy is one of the good or creative strategy in teaching which is conducted outside the classroom or in the area of school and centre ground. This strategy is really fun and interest, because the students wiil learn with school's enviroment directly. Enviroment is a good media in teaching beacuse it provides many learning resourches as Al-Qur'an Kaarem in Surah Qaf [50:6-8] stated that :


 أَفَلَمْ يَنْظُرُوا إِلَى السَّمَاءِ فَوْقَهُمْ كَيْفَ بَنَيْنَاهَا وَزَيَّنَّاهَا وَمَا لَهَا مِنْ فُرُوجٍ

 وَالْأَرْضِ مَدَدْنَاهَا وَأَلْقَيْنَا فِيهَا رَوْسِيَ وَأَنْبَتْنَا فِيهَا مِنْ كُلِّ زَوْجٍ بَهِيجٍ

 تَبَصَّرَةٌ وَذِكْرَىٰ لِكُلِّ عَبْدٍ مُّنِيبٍ

Meanings: 6. Have they not looked at the heaven above them, how We structured it and adorned it and [how] it has no rifts?, 7. And the earth, We spread it out and cast there in firmly set mountains and made grow there in [something] of every beautiful kind, 8. Giving insight and a reminder for every servant who turns [to Allah].

From that explanation above, Allah SWT creates the earth and all its contents such as nature and environment as a learning media for humans as well as a learning resource. Humans can learn from nature or environment naturally. It's in line with the outdoor learning strategy which is using environment (school environment) as a media and also learning resources.

The reason why the researcher chose this strategy are: **First**, this strategy is effective and fun, Outdoor Learning strategy is not only emphasized the students to keep studying more and more but also the students will be fun and enjoyable in learning English because all of activities are conducted outside the classroom. Furthermore, this strategy is very effective for students particularly those who learn English.. **Second**, This strategy is easy to use, this strategy is not hard to use because the place was easy to find. It is only done in the area of school and centre ground, This strategy is easy to do as well as fun to students who wants to learn English. So it is very suitable to use. By applying this strategy the researcher is not waste much time to find an area to study because the location is near from the classroom. **Third**, The strategy reaches of the study resources, by applying this strategy, the researcher do not need to design materials as much as possible because all of the materials can be found in the school's environment directly.

The researcher believes that by applying this strategy, the students' writing skill will improve, because the students will describe any subjects that is found or see directly in the environment. The researcher will ask the students to explore their

school environment, and then, the researcher instructs the students to describe any objects that they found. This strategy emphasizes the students to focus seeing objects that they will be described without imagining it, but, describing what the students see directly, automatically, the students can improve their writing skill.

B. *Research Problem*

Referring to some previous explanations, the researcher is excited to take research problems “to what extent does Outdoor Learning Strategy improve students’ writing skill of the Second Grade students of SMK Negeri 1 Benteng Selayar?”

C. *Research Objective*

Based on the previous research problem, the researcher aims at finding out to what extent outdoor learning strategy improve the students writing skill.

D. *Research Significance*

The output of this research was highly expected to carry out some significances of teaching and learning English as follows:

1. Theoretical significance

This research is expected to support the others theories and give information about the benefit of using Outdoor Learning Strategy in teaching and learning process especially English writing.

2. Practical Significance

There are many practical significances of the research which can be useful for the students; teachers and the next researchers. First, for the students, by using this strategy the students will be able to explore their knowledge about writing in a fun way. Second, for the teachers, this research will help the teachers to apply another strategy in teaching writing and the third, for the next researcher, it is expected to be a useful reference for any other researches about teaching writing by using outdoor learning strategy.

E. *Research Scope*

To make this research specific, this research focuses on using Outdoor Learning Strategy as a strategy in teaching English. The researcher uses Outdoor Learning Strategy especially in the area of school and centre ground. The researcher will teach English writing especially writing descriptive text.

In descriptive text, the students focus only on describing particular things, especially in describing their school. The aspects of writing that will be assessed are grammar or language use, content, vocabulary, organization and mechanics. This research took place at the second grade students of SMK Negeri 1 Benteng Selayar.

F. *Operational Definition of Terms*

The title of this research was *“The Use of Outdoor Learning Strategy in Teaching Writing at the Second Grade Students of SMK Negeri 1 Benteng Selayar.”*

In understanding this research easily, the researcher presents the operational definition of terms, those are:

1. Outdoor Learning Strategy

Outdoor Learning Strategy in this research is one of the strategy in teaching English which is conducted outside the classroom. The researcher uses Outdoor Learning Strategy in teaching writing. The aims of using this strategy is to make the students enjoy learning process. There are some steps in applying this strategy. The researcher will divide students into some groups. The materials are all about descriptive text and also there is an interlude in the middle of learning process such as game or ice breaking.

2. Writing

In generally, the writing is the students' ability in exploring or expressing their ideas, feeling, experiences and memories into written form. While in this research the writing means the students ability of SMK Negeri 1 Benteng Selayar in describing particular object especially their school into written form.

CHAPTER II

REVIEW OF RELATED LITERATURE

This chapter presents previous studies related research findings, some pertinent ideas, theoretical framework, and hypothesis.

A. Previous Studies

The first preview finding came from Hafid (2014) in her thesis entitled: *Using Facebook Group Discussion to Improve Writing Ability of the Fourth Semester Students at English Education Department of UIN Alauddin Makassar*. The result of his research was the students' writing ability of the fourth semester students of UIN Alauddin Makassar improved after they have been taught by using facebook group discussion. It was proven by the data shown in preliminary writing test given to the students dealing with the *content, organization, grammar and mechanic*. The result of his research was the quality of the their contents, organization and grammar in writing was dissatisfactory. It was supported by the evidence that the highest scores achieved by 7 out of 31 students were only 12-14 which was classified as adequate to fair. Then, 16 out of 31 students achieved scores 1-5 classified as not college level work. These scores did not achieve criteria of success. Then, the quality of their mechanic in writing was totally dissatisfactory. It was supported by the evidence that the highest score achieved by 3 out 31 students achieved scores 6-11 classified as adequate to fair. Then, 26 out 31 students achieved scores 6-11 classified as unacceptable, and 2 out of 31 students achieved scores 1-5 classified as not college level work. These scores did not achieve the criteria of success.

The result of achievement writing test in the first cycle dealing with the content, organization, grammar and mechanic of their writing was improved significantly by showing the total score achieved. Most of students (11 of 31 students) was good to adequate in witing (35.5%). The result of achievement writing test in the first cycle dealing with the content, organization, grammar and mechanic of their writing was improved significantly by showing the total score achieved. Most of students (23 of 31 students) was excellent to good in witing (74.2%)

The result of this study showed that the use of facebook group could improve the students writing scores and the students inpvolments in the teaching and learning process starting from the first cycle to the second cycle.

This study was totally different from the researcher' study because it focused on writing argumentation text but in this study focus on writing descriptive text, exactly using different media, strategy, approach and method.

The second preview finding came from Sarif (2010) in his thesis entitled: *The Use of Sketch as a Learning aid to Improve Students' Writing Skill in Descriptive Text (A Classroom Action Research at the Eight Grade of SMP H. Isriati Semarang in the Academic Year of 2010/2011)*. The objectives of his study were to describe the implementation and to find out the effectiveness of using sketch as a learning aid to improve students' writing skill in descriptive text. He said that using a sketch was fun and motivates students to learn English writing easily because they can see and imagine in their real life, furthermore the sketch

was in good design and good theme. The result showed that the students achievement in writing skill improve.

The third preview finding came from Albihar (2013), in his thesis entitled: *Outdoor Study Terhadap Pemahaman Konsep bagian Tumbuhan Beserta Fungsinya Untuk Anak Tunanetra*. The result of his research was that there was a significant influence for anaktunanetra (disability). They understood the part of plant easily by using Outdoor Learning strategy.

The fourth preview finding came from Rahmayati (2015), in her thesis entitled: *Penerapan Outdoor Learning Process Berbantu Puzzle Blocks Materi Ekosistem Untuk Meningkatkan Aktifitas Belajar Dan Sikap Peduli Lingkungan*. The result of her research was that using Outdoor Learning with puzzle blocks can improve the students' caring to the environment and also students can easy understand the lesson about ecosystem

Based on the reviews of related research findings above, the researcher concluded that the strategy, exactly outdoor learning strategy was very effective to use in teaching process especially in teaching writing descriptive text. As we knew that from the some findings above there was a significant influence to the students to understand the lesson easily. Moreover, by using this strategy can make the students more enthusiastic and enjoy the learning process.

B. Pertinent Ideas

1. Definition of Writing

Writing could be defined as the activity to make paragraphs, letters and sentences into written form, especially using pen or pencil. Writing was one of the

four language skills besides listening, speaking, and reading. It is an activity in arranging words, phrases, and sentences that used appropriate and correct grammar. Generally, writing could be interpreted as the act of forming or tracing a character on paper or other suitable materials with a pen or pencil.

According to Harmer (2004), writing is a way to produce language and express idea, feeling, and opinion. Furthermore, he states that, writing is a process that what people write is often heavily influenced by the constraints of genres, and then these elements have to be presented in learning activities.

Marianne Celce and Murcia (2000) stated that, writing is a production of the written word that results in a text but the text must be read and comprehended in order for communication to take place.

According to Caroline (2006) Writing is a combination of process and product of discovering ideas, putting them on paper and working with them until they are presented in manner that is polished and comprehensible to reader from some definition before, writing is a system of human communication which represents a symbol. By writing people could share their idea, feeling, or anything that exist in our mind. Writing prosecuted students to focus on generating idea, organizing coherently, revising it into good composition, using discourse markers and rhetorical conventions cohesively, and editing text for appropriate grammar, Therefore, students who wanted to be able to write a good writing, they must learn to write regularly

2. Writing Process

Writing process is the stages a writer produces something in its final written form. Langan in Purnomo (2014) divided writing process into four parts, which were:

a. Prewriting

There are four prewriting techniques that will help to think and develop a topic and get words. They are free writing, questioning, making a list, and preparing a scratch outline.

b. Writing

Be prepared to put in additional thoughts and details that did not emerge during prewriting.

c. Revising

Revising means rewriting an essay, building on what has already been done to make it stronger. There are three stages to the revising process: revising content, revising sentence and editing.

d. Editing

After revising for the content and style, the next step is editing for error grammar, punctuation and spelling..

3. Definition of Genre

According to Gerot and Wignel (1994) Genre is one of the most important and influential concept in language education. Genre can be defined as a culturally specific text type which results from using language written or spoken to help accomplish something. The term “genre” is used to refer to particular text types. It

is a type or kind of text defined in terms of its social purposes, also the level of context dealing with social purpose. Genre is a term for grouping texts together, representing how writers typically use language to respond to recurring situations.

So genres are cultural specific and have associated with: particular purposes, particular stages and particular linguistic features.

4. Kinds of Genre

According to Gerot and Wignel (1994) there were twelve kinds of genre in English, which were:

a. **Recount**

Recount is a piece of text that retells events for the purpose of Informing or entertaining.

b. **Report**

Report is a piece of text that describes the way things are, with reference to a range of natural, man-made and social phenomena in our environment.

c. **Discussion**

Discussion is a piece of text that presents (at least) two points of view about an issue.

d. **Explanation**

Explanation is a piece of text that explains the processes involved in the formation or working of natural or socio-cultural phenomena.

e. **Analytical Exposition**

Analytical Exposition is a piece of text that persuades the readers or listeners that something needs to get attention.

f. Hortatory Exposition

Hortatory Exposition is a piece of text that persuades the readers or listeners that something should or should not be the case.

g. News Item

News Item is a piece of text that informs readers, listeners, and viewers about events of the day which are considered newsworthy or important.

h. Anecdote

Anecdote is a piece of text that shares with others an account of an unusual or amusing incident.

i. Narrative

Narrative is a piece of text that amuses, entertains and deals with actual and vicarious experience in different ways. Narratives deal with problematic events which lead to a crisis or turning point of some kinds, which in turn finds a resolution.

j. Procedures

Procedure is a piece of text that describes how something is accomplished through a sequence of actions or steps.

k. Description

Description is a piece of text that describes a particular person, place, or thing.

l. Review

Review is a piece of text that critiques an art work or event for a public audience.

5. Definition of Descriptive Text

Descriptive text was types of text that describes a particular person, place, or thing. While Boardman and Jia (2002) state that descriptive text is a kind of text that is used to describe what something looks like.

Another definition about descriptive text is based on Bima and Kurniawan (2005) stated that, Descriptive text is a kind of text, which says what a person or a thing is like. Its purpose is to describe and reveal a particular person, place, or thing. Descriptive text stretch out many information about certain people, things, and place clearly and detail

6. Generic Structure of Descriptive Text

Boardman and Jia (2002) stated that there were two generic structures of descriptive text, those were:

- a. Identification (introduction): is the part of paragraph that introduces the character.
- b. Description: is the part of paragraph that describes the character.

7. Language features of Descriptive Text

According to Bima and Kurniawan (2005) there are 8 languages features of descriptive text in English subject, they were:

- a. Certain nouns, for example: *teacher, house, my cat etc*
- b. Simple Present tense
- c. Some adjective (describing, numbering, classifying), for example: two strong legs

- d. Relating verb to give information about subject, for example: My mum is really cool, it has very thick fur etc.
- e. Thinking verb and feeling verb to express the writer's perception about the subject, for example: Police believed the suspect armed, I think it is a clever animal etc.
- f. Action verb, for example: Our new puppy bites our shoes etc.
- g. Adverbial to give additional information about subject, for example: fast, at the tree house etc.
- h. Figurative language style, for example; simile, metaphor (John is white as a chalk) etc.

8. Definition of Outdoor Learning Strategy

Sugiarti (2013) said that Outdoor learning strategy is one of strategy by the teacher to ask the students to study outside the classroom. This was to see the phenomenon directly in order for the students to get close to the environment. Teacher acted as a facilitator to guide students to study independently, active, creative and close to nature. By using this strategy, the students would take much participations in learning process because this strategy was emphasized the students to study directly with the nature so the students' imagination will be better in learning process.

In addition, Husamah (2013) Outdoor learning is a learning process that is designed to allow students to learn direct learning materials on the actual object, so the learning will be more obvious. The advantages of outdoor learning strategy were the students could encourage their motivate in learning with a fun learning

environment, use of instructional media that concrete, using natural materials that already exist around, could foster the ability to explore and could give pleasure to the students when the study without feeling bored and tired because of lack of interest in the learning in teaching. Outdoor learning strategy could also foster the strengthening of the concept to be given to children.

Based on the some of the definitions above, the researcher concluded that outdoor learning strategy was a learning strategy that was conducted outside the classroom or outside the school. such as in the area of school, school centre ground, gardens, parks and so on. through this strategy, learning would be more interesting and exciting, because the learning process was based on the fact, the students not only imagined it, but also they could experience and involved directly in the lesson. So, the students would easily to understand the material who presented by the researcher.

9. The Steps of Outdoor Learning Strategy

Teaching and learning activities outside the classroom (Outdoor Learning Strategy) should not be done arbitrarily. Teaching should still have the concepts and steps clearly, so that it could become the main reference for a teacher who taught students outside the classroom. The activities of this strategy was not just mess around to refresh the mind and cure boredom, but in order. Educate students and make them understand the subject well. According to Husamah (2013) the steps of outdoor learning strategy were:

1. The teacher invites the students to a location outside of class
2. The teacher invites students to gather in group

3. The teacher gives motivation
4. Teachers explain the workings of a group
5. Each group split up at the site to make observations and give it time
6. Teachers guide students during the field observations
7. Complete observations of students in order reconvened to discuss the results of their observations

The teacher guided the discussion and the students were given the opportunity to present the results of their discussion each group and the other group was given time to respond. From the steps above it was clear that learning outside the classroom could make students more familiar with the surrounding nature as media for student learning. The process of learning in outdoor learning strategy in general could be concluded that the strategy that took students out of the classroom for further study using natural media as a learning sources.

10. The Benefits of Outdoor Learning Strategy

Outdoor learning strategy could be applied to children of school age and adults as well. Here were the benefits of outdoor learning strategy in learning, according to some experts:

1. According to Suyadi in Husamah (2013) the benefits of learning outside the classroom, among others:
 - a) The mind is widely;
 - b) Learning process is enjoy;
 - c) Learning more variety;
 - d) Learning more recreation;

- e) Learning is more real;
- f) Children are more familiar with the real world and environment;
- g) Embedded image that the world as a class;
- h) Learning place is wider;

2. According Sudjana and Rival in Husamah (2013) explained, many advantages are gained from studying Outdoor activities in the learning process, which were:

- a) The learning activities more interesting and not makes the students feel bored to sit for hours, so, the students' motivation in learning will be higher.
- b) The nature of learning will be more meaningful because the students are faced with the situation and the real situation or natural.
- c) The materials that can be studied richer and more accurate factual.
- d) The activities of student learning is more comprehensive and more active because it can be done in various ways such as observing, asking questions or interviews, to prove or demonstrate, examine the facts, and others.
- e) Source sailed richer because the environment that could be studied such diverse social environment, natural environment, built environment, and others. Students can understand and appreciate the aspects of life that is available in the environment, so as to form a personal familiar with the life of the surrounding form, and can cultivate love it.

C. Theoretical Framework

Writing is one of the four language skills besides speaking, listening, and reading which are given emphasis in second language learning and it is put in the curriculum. In writing, students can express their ideas or convey feeling or a piece of information fluently and accurately. The researcher focuses on writing descriptive text by applying of Outdoor Learning strategy. However, there are two classes which are divided into experimental class and controlled class.

There are still many number of students can not master writing subject well especially in descriptive text. For instance: ***First***, The students difficult to deliver their ideas into a good sentences or paragraphs. The cause was the students still poor of vocabulary. So, the students felt confused to choose the appropriate words to begin write. ***Second***, The students' grammatical error. There were some students still difficult in using an appropriate grammar when witing a text, it would make the students' text unstructured and confused to continue writing text. and ***third***, the students felt bored to study English in the classroom. This method only emphasized the students to study in the class and giving the students task on module without explanation, as a result it was hard for the students to begin write. Finally, the students cannot improve their creativity and imagination. Based on the problems above, the researcher would overcome those problems by using outdoor learning strategy. Outdoor learning strategy is one of the good or creative strategy in teaching which is conducted outside the classroom or in the area of school and centre ground. This strategy is really fun and interesting, because the students will learn with enviroment directly. To support this research, the researcher has some empirical evidiences as follows:

The finding from Albihar (2013),. The result of his research was that there was a significant influence for *anaktunanetra* (disability). They understood the part of plant easily by using Outdoor Learning strategy.

Moreover from Rahmayati (2015), The result of her research was that using Outdoor Learning with puzzle blocks can improve the students' caring to the environment and also students can easy understand the lesson about ecosystem

Based on the result of the findings above, the researcher believed that by applying this strategy, the students' writing skill improved. Because the students was describing any subjects that they found or saw directly. In applying this strategy, The reseracher will divide the students into some groups, and then, the researcher instructs the students to describe the things around them especially in describing their school. Automatically, the students will focus to see the things and describing it. As the result of this strategy the students can improve their writing skill, because this strategy is suitable, the students not imagine the object but they see directly and desribe anything that they saw from the object that they would describe.

D. Hypothesis

This research had two hypothesis, those were:

1. H_0 : The use of Outdoor Learning Strategy cannot improve the students' writing skill at the second grade students of SMK Negeri 1 Benteng Selayar
2. H_1 : The use of Outdoor Learning Strategy can improve the students' writing skill at the second grade students of SMK Negeri 1 Benteng Selayar.

CHAPTER III

RESEARCH METHOD

This chapter deals with research method, population and sample, variables and instrument, data collection procedures, data analysis techniques and statistic procedures.

A. *Research Design*

This research used quasi-experimental design (the Pre-Test and Post-Test non equivalent group design). In executing this research, the researcher used pre-test and post-test design in both experimental and controlled class. It aimed to find out of using Outdoor Learning Strategy of teaching improve the Students' writing skill. The treatment conducted after the pre-test.

To get the significant effectiveness by comparing the pre-test and the post-test result the research design presented below:

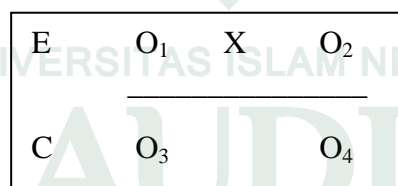


Figure 3.1. *Research Design*

Explanation:

E : Experimental class

C : Controlled class

O₁ : Pre-test (in experimental class)

O₃ : Pre-test (in controlled class)

X : Treatment that given for experimental class by using Outdoor Learning Strategy

O₂ : Post-test (in experimental class)

O₄ : Post-test (in controlled class)

(Sugiyono, 2015)

Based on the figure 3.1, there were two classes which were divided into experimental class and controlled class. Both of them did pre-test (O₁ and O₃). The pre-test was given in order to get to know students' prior knowledge before giving the treatment. Next, the treatment (X) was applied to the experimental group and post-test (O₂ and O₄) was given to both groups. Post-test was applied in order to know students' achievement of the two classes. The score of both groups were compared to see the improvement.

B. *Variables of Research*

The kinds of variable related to research, consisted of independent and dependent variable. According to Arikunto (2013), independent variable is the variable that is influenced by another variable to achieve what was expected by researcher; whereas, the dependent variable is the result that is expected through the implementation of the independent variable. There were two variables in this research:

1. Independent variable

The Independent variable (X) in this research was Outdoor Learning Strategy.

2. Dependent variable

The dependent variable (Y) in this research was students' writing skill in descriptive text.

C. *Population and Sample*

1. Population

According to Arikunto (2013), population is the total member of research respondents, while sample is a part or representation of population that is researched. The population of this research was taken from the second grade students of SMK Negeri 1 Benteng Selayar in academic year 2017/2018. The total numbers of population were 260 students, consisted of 9 classes.

2. Sample

Sample is part of the population which as a representative (Arikunto, 2013). The technique sampling used in this research was purposive sampling. The researcher took two classes as the sample to get representative data.

The researcher took two classes as sample and divided into two class, experimental class and controlled class. The researcher took XI AP 1 consisted of 20 students as experimental class and XI AP 2 consisted of 20 students as the control class.

D. *Research Instrument*

The instrument that used by the researcher in this research was test that consisted of pre-test and post-test. The instrument measured students' skill in

writing descriptive text in both experimental class and controlled class. The function of pre-test was to know how far the students' skill in writing descriptive text of the students before using Outdoor Learning Strategy and the function of post-test was to know the improvement of students' skill in writing descriptive text after using Outdoor Learning Strategy.

E. Research Setting

This research was taken a place at SMK Negeri 1 Benteng Selayar. This school was established in 1968. It was located in Pahlawan street No. 31, North Benteng, Benteng, Selayar Island Regency, South Sulawesi, Indonesia. It was about \pm 150 km south of the major city of Makassar, South Sulawesi. This research was conducted for 3 months from July, 17, 2017 till September, 29, 2017.

F. Procedure of Collecting Data

In collecting the data, there are some steps were taken by the researcher, they are:

1. Preliminary Visit

On July 14, 2017, the researcher visited the school to get information about teacher and students as participant. To gain information, the researcher asked the administration officer.

2. Contacting the headmaster

On July 14, 2017, the researcher asked the permission to headmaster of SMK Negeri 1 Benteng Selayar by giving permission letter.

3. Contacting the English teacher

On July 15, 2017, the researcher met the English teacher for asking her help and guidance in conducting the research.

4. *Pre-Test*

The researcher gave the Pre-Test to experimental and controlled class. The students asked to write a descriptive text based on the theme given. The Pre-Test was conducted on July 17, 2017 for experimental class and July 18, 2017 for controlled class.

5. *Giving the Treatments*

The activities of the experimental class were started on July 17, 2017 until July 31, 2017. The experimental class was given the treatment by using Outdoor Learning Strategy in teaching writing especially in descriptive text, while the activities in controlled class were started on July 18, 2017 until August 1, 2017. The controlled class was only given lecturing method without using Outdoor Learning Strategy in teaching writing especially in descriptive text.

The procedures of treatment were chronologically performed as follows:

1. *Experimental Class*

- a) On July 17, 2017, the researcher did the treatment in experimental class the material given was *what is descriptive text?* In treatment, the researcher explained general description about descriptive text to students by using whiteboard in outdoor the classroom, the research steps in conducting treatments in experimental class were explained below:

1. The researcher opened the lesson by greeting “Assalamualaikum wr. wb,
Good Morning students...”

2. The researcher checked the students' roll
3. The researcher introduced himself and his purpose
4. The students were asked to introduce themselves one by one by using english
5. The researcher built the students' motivation
6. The researcher explained about outdoor learning strategy and the rules when applying it
7. The researcher divided the students into some groups (4-5 students each group) and ask them to out the class
8. The researcher asked the students to sit together with their group mate (in a cyrcle)
9. The researcher asked the students about their prior knowledge of descriptive text
10. The researcher described the general description about what descriptive text is, what the social function of descriptive text, and what the generic structure of descriptive text
11. The students were asked to explore their school and make a list of words in indonesia about the school address, the school name, number of class rooms, number of facilities, number of students, number of teachers etc.
12. The students were asked to back and sit together with their group mate
13. The students were asked to discuss about their writing and looking for the meaning on dictionary

14. The students were asked to make a simple descriptive text based on their writing (list of word)
15. The researcher checked the students task
16. The researcher explained the students task by showing which was social function of their descriptive text.
17. The researcher gave a game to the students
18. The researcher gave a conclusion about the materials (descriptive text)
19. The researcher gave the students home work about the generic structure and the purpose of descriptive text and closes the class (*for more details about the research steps in conducting the treatments, see appendix VIII about Lesson Plan on page 58*)

In experimental class the researcher gave the students materials by using Outdoor learning strategy where all the activities were conducted outdoor the classroom especially in the area of school and centre ground. For the next treatments were chronologically explained below:

b). On July 19, 2017, the material given was *Simple present tense in nominal sentence*. The students were asked to explore their school and found something to describe in simple present tense from. (*For more details, see appendix VIII about lesson plan on page 58*)

c). In the next meeting on July 21, 2017, the material given was *Simple Present Tense in verbal sentence*. The students were asked to explore their school and make a report of what they found in simple present tense especially in verbal form. (*For more details, see appendix VIII about lesson plan on page 58*)

d). On July 24, 2017, the material given was *adjective for describing a things*. The students were asked to remember of adjective for describing a things such as: colors, sizes and many more. *(For more details, see appendix VIII about lesson plan on page 58)*

e). The fifth treatment on July 26, 2017, the researcher gave the students writing task with the theme was *describing your school*. By asking them to explore their school entirely. *(For more details, see appendix VIII about lesson plan on page 58)*

f). The researcher continued the treatment on July 28, 2017. The researcher repeated all the materials and asked the students one by one. *(For more details, see appendix VIII about lesson plan on page 58)*

2. Controlled Class

a) On July 18, 2017, the researcher did the treatment in experiment class the material given was *what is descriptive text?* In treatment, the researcher explained general description about descriptive text to students by using conventional method (lecturing), the research steps in conducting the treatments in controlled class were explained below:

1. The researcher opened the lesson by greeting “Assalamualaikum wr. wb, Good Morning students...”
2. The researcher checked the students’ roll
3. The researcher introduced himself and his purpose
4. The students were asked to introduce themselves one by one by using english

5. The researcher built the students' motivation
6. The researcher asked the students about their prior knowledge of descriptive text
7. The researcher described general description about what descriptive text is, what the social function of descriptive text, and what the generic structure of descriptive text
8. The students were asked to make a simple descriptive text based on their writing (list of word)
9. The researcher checked the students task
10. The researcher explained the students task by showing which is social function of their descriptive text.
11. The researcher gave a conclusion about the materials (descriptive text)
12. The researcher gave the students home work about the generic structure and the purpose of descriptive text and closes the class.

In controlld class the researcher just gave the students materials by using lectruing method. The steps were same with the previous steps explained above until the last meeting by using lecturing method. For the next treatments were chronologically explained below:

- b) On July 20, 2017, the material given was *Simple present tense in nominal sentence*.
- c) In the next meeting On July 22, 2017, the material given was *Simple Present Tense in verbal sentence*.
- d) On July 25, 2017, the material given was *adjective for describing a things*.

- e) The fifth treatment on July 27, 2017, the researcher gave the students writing task with the theme was *describing your school*.
- f) The researcher continued the treatment on July 30, 2017. The researcher repeated all the materials and asked the students one by one

6. *Post-Test*

The post-test was conducted after the treatment; the aim was to test their understanding on writing descriptive text it was held on July 31, 2017 in Experimental class and August, 1, 2017 in Controlled Class

G. *Technique of Data Analysis*

The data were obtained through the pre-test and post-test. The researcher used the procedures as follows:

1. Finding out the mean score of the students' answer :

$$\bar{X} = \frac{\sum X}{N}$$

(Gay, 2006)

Where:

\bar{X} : mean score

$\sum X$: Sum of all score

N : Total number of subject

2. Finding out the standard deviation by applying this formula :

$$SD = \sqrt{\frac{SS}{N}}, \text{ where } SS = \sum X^2 - \frac{(\sum X)^2}{n_1}$$

(Gay, 2006)

Where:

SD = standard deviation

SS = the sum of square

N = total number of the subjects

 $\sum X^2$ = the sum of all square; each score is squared and all the squares are added up $(\sum X)^2$ = the square of the sum; all the scores are added up and the sum is square, total

3. The formula used in finding out the difference between students' score in Pre-test and Post-test

$$t = \frac{\bar{X}_1 - \bar{X}_2}{\sqrt{\left(\frac{SS_1 + SS_2}{n_1 + n_2 - 2}\right) \left(\frac{1}{n_1} + \frac{1}{n_2}\right)}}$$

(Gay, 2006)

Where:

t = test of significance

 \bar{X}_1 = mean score of experimental group \bar{X}_2 = mean score of controlled groupSS₁ = sum square of experimental groupSS₂ = sum square of controlled groupn₁ = number of students of experimental groupn₂ = number of students of controlled group

4. Classifying the score answer by using scoring rubric.

Item Analysis	Score	Criterion of scoring
Content	30-27	Excellent: knowledgeable-substantive etc
	26-22	Good: some knowledge of subject-adequate

	<p>21-17</p> <p>16-13</p>	<p>range</p> <p>Fair: limited knowledge of subject-little substance</p> <p>Very poor: does not show knowledge of subject-non substantive.</p>
Organization	<p>20-18</p> <p>17-14</p> <p>13-10</p> <p>9-7</p>	<p>Excellent: fluent expression-ideas clearly stated</p> <p>Good: somewhat choopy-loosely organized but main ideas stand out</p> <p>Fair: not fluent-ideas confused or disconnected</p> <p>Very poor: does not communicate-no organization</p>
Vocabulary	<p>20-18</p> <p>17-14</p> <p>13-10</p> <p>9-7</p>	<p>Excellent: sophisticated range-effective word/idiom choice and usage</p> <p>Good: adequate range-occasional errors of word/idiom form, choice, usage, but meaning not obscured</p> <p>Fair: limited range-frequent errors of word/idiom form, choice, usage</p> <p>Very poor: essentially translation- little knowledge of english vocabulary, idioms, word form</p>
Grammar/ Language Use	<p>25-22</p> <p>21-18</p> <p>17-11</p> <p>10-5</p>	<p>Excellent: effective complex construction, few errors of agreement, tense, etc</p> <p>Good: effective but simple constructive in grammar.</p> <p>Fair:major problem is simple/complex construction in grammar.</p> <p>Very poor: virtually no mastery of sentence construction rules.</p>
Mechanic	<p>5</p> <p>4</p> <p>3</p> <p>2</p>	<p>Excellent: demonstrates mastery of conventions</p> <p>Good: occasional errors of spelling,punctuation, capitalization, etc.</p> <p>Fair: frequent errors of spelling, punctuation, capitalization, etc</p> <p>Very poor: no mastery of conventions, dominated by errors of spelling, punctuation, capitalization, paragraphing, etc</p>
Total score	100	

Alice C. Omaggio, *Teaching Language in Context*, (Boston: Heinle & Heinle Publishers, Inc, 2001), p. 266-267.

NO	SCORE	CRITERIA	NOTE
1	85-100	Excellent	The students get the excellent criteria score in every category
2	70-84	Good	The students get the good criteria score in every category
3	55-69	Fair	The students get the fair criteria score in every category
4	40-54	Poor	The students get the poor criteria score in every category
5	0-39	Very Poor	The students get the score under the poor criteria in every category

5. Scoring category of the students' pre-test and post-test by using scoring rubric items as follows:

Depdikbud in Sukirman (2010)

After finding the result of t-test, the researcher compared the result to t-table which adapted from Gay (2006) to find whether the hypothesis is accepted or not.

CHAPTER IV

FINDINGS AND DISCUSSION

This chapter deals with the findings of the research and the discussions of the findings. The findings were in line with the problem statements stated in the introduction part. The findings of the research present the description of the result of data collected through written test. In the discussions section, the researcher described further explanation of the findings given.

Moreover, in this chapter, the researcher analyzed the data obtained from the students pre-test and post-test. The data consisted of the result of the pre-test and post-test. The pre-test was intended to know the skill of the students' writing before giving treatments, while the post-test was intended to find out whether there was any improvement or not of the students' writing skill after having several treatments by applying *Outdoor Learning Strategy*.

A. Findings

1. The Classification of Students' Pre-Test and Post-Test Scores in Experimental Class

The findings of the research deals with the rate percentage of the students' score obtained through test, mean score, standard deviation, and test of significance.

Table 4.1
The distribution of frequency and percentage score of
experimental class score in pre-test

No	Score	Classification	Frequency	Percentage
1	85-100	Excellent	-	-
2	70-84	Good	2	10%
3	55-69	Fair	-	-
4	40-54	Poor	9	45%
5	0-39	Very Poor	9	45%
		Total	20	100 %

Table 4.1 above shows that, the rate percentage of score of experimental class in pre-test from 20 students, there were only 2 (10%) students got a good score and no one of them got an excellent score, another students (90%) got poor and very poor score.

Table 4.2
The distribution of frequency and percentage of
Experimental class score in post-test

No	Score	Classification	Frequency	Percentage
1	85-100	Excellent	11	55%
2	70-84	Good	9	45%
3	55-69	Fair	-	-
4	40-54	Poor	-	-
5	0-39	Very Poor	-	-

	Total	20	100%
--	-------	----	------

While, the rate percentage of score of experimental class in post-test from 20 students at table 4.2 showed that, there were 11 (55%) students got an excellent score and there were 9 (45%) students got a good score.

It means that the score and percentages of experiment class in the post-test were better than in pre-test because in the rate percentage in the pre-test was no one got an excellent score but in post-test was there were 11 (55%) students got an excellent score. It could be concluded that the students had improvement after giving treatment by using Outdoor Learning Strategy.

2. The Classification of Students' Pre-Test and Post-Test Scores in Controlled Class.

The following table shows the distribution of frequency and percentage of final score of teaching Writing especially in Descriptive Text at the second grade students of SMK Negeri 1 Benteng Selayar in pre-test and post-test for controlled class.

Table 4.3
The distribution of frequency and percentage score of
Controlled class score in pre-test

No	Score	Classification	Frequency	Percentage
1	85-100	Excellent	-	-
2	70-84	Good	3	15%
3	55-69	Fair	5	25%
4	40-54	Poor	7	35%

5	0-39	Very Poor	5	25%
	Total		20	100%

Table 4.3 above shows the rate percentage and frequency of the students' from 20 students. There were only 3 (15%) students got a good score and mostly of them got a poor score (35%).

Table 4.4
The distribution of frequency and percentage score of
Controlled class score in Post-test

No	Score	Classification	Frequency	Percentage
1	85-100	Excellent	3	15%
2	70-84	Good	15	75%
3	55-69	Fair	2	10%
4	40-54	Poor	-	-
5	0-39	Very Poor	-	-
	Total		20	100%

Table 4.4 above shows that in post-test from 20 students most of them got a good score and there were only 3 (15%) students got an excellent score.

Based on the result above, it could be concluded that the rate percentage in the post-test was different in the rate percentage in pre-test.

3. The Mean Score and Standard Deviation of Experimental Class and Controlled Class

After calculating the result of the students score, the mean score standard deviation or both classes be presented the following table:

Table 4.5
The mean score and standard deviation of experimental class
and controlled class in post-test

Class	Pre-test		Post-test	
	Mean Score	Standard Deviation	Mean Score	Standard Deviation
Experimental	42.00	11.40	82.25	4.72
Controll	50.15	19.02	74.75	6.78

The table above shows that, the mean score of experimental class in pre-test was (42.00) and the standard deviation was (11.40), while the mean score of controlled class in pre-test was (50.15) and the standard deviation (19.02). While the mean score of experimental class in post-test was (82.25) and the standard deviation was (4.72), and the mean score of controlled class in post-test was (74.75) and the standard deviation was (6.78). It can be concluded from both of the tests; the experimental class gained greater mean score in the post test than the controlled class.

The significant score between experimental and controlled class can be known by using t-test. The result of t-test can be seen in table 4.6 as follows:

Table 4.6
Distribution the value of t-test and t-table

Variable	t-test value	t-table value
Post-test	5.76	2.042

Table 4.6 above indicates that the value of the t-test was higher than the value of the t-table. It indicates that there were significant differences between the result of the students' pre-test and post-test.

The statistical analysis from the result of the students' writing skill test of this research shown that the students' writing skill before giving treatments by applying Outdoor Learning Strategy was still low. It was proved by the result of

pre-test before treatments that from 20 students, there were only 2 (15%) students achieved good score and mostly of them (90%) got a poor and very poor score.

On the contrary to the result of the students' pre-test before, there was a significance improvement on the post-test where from 20 students, there were 11 (55%) students achieved an excellent score and there were 9 (45%) students achieved a good score

Based on the table of distribution the value of t-test and t-table in post-test previously, the researcher concluded that t-test value was higher than t-table ($5.76 > 2.042$), beside that, the significant improvement from the students after giving treatments by using Outdoor Learning Strategy proved by seeing the mean score of the students in post-test. The mean score of the students in post-test was 82.25, it was higher than the mean score of the students in pre-test. It just only 42. It could be concluded that the students' writing skill had improved successfully. it meant that (H_1) was accepted and (H_0) was rejected.

From the result above, we could show the difference between t-test and t-table was enough high and also the mean score of the students in post test was higher than the pre-test. It can be concluded that teaching writing by using Outdoor Learning Strategy was proved to be effective in improving the students' writing skill especially in descriptive text.

B. Discussion

As it was stated in second chapter, that Outdoor learning was a learning process that was designed to allow students to learn direct learning materials on

the actual object, so the learning will be more obvious. From that definition, the researcher concluded that Outdoor Learning Strategy was a strategy which was very helpful in teaching especially in English, Outdoor Learning Strategy could make the students more open their mind to explain any object that would be described moreover the students also enjoy the learning process and the students were not bored as long as learning English. For more details about the benefits of using Outdoor Learning Strategy (*see the students' testimony about outdoor learning strategy in Apendix X page 81*)

Analysis of the mean score gap in the post-test between the Experiment class and control class ensured if the strategy used was succesful. The mean score of the Experimental class was 82.25 and 74.75 for Controlled class. It meant the gap of the students' score of the Experimental and Controlled class was 7.5. The explanation of the gap between the two classes indicated that the Experimental class showed high improvement than the Controlled class.

To sum up, based on the result of this study, which showed the students' scores were much higher after the treatment in Experimental class using *Outdoor Learning Strategy* the use of *Outdoor Learning Strategy* in teaching writing was surely beneficial improve students' writing skill.

The use of Outdoor Learning Strategy was the most appropriate strategy for learning because the teachers could provide interesting materials from the environment. In the use of Outdoor Learning Strategy there were advantages as follows:

1. The learning activities more interesting and not makes the students be bored
to sit for hours, so that the students' motivation would be higher.
2. The nature of learning would be more meaningful because the students were faced with real situation or natural.
3. The materials that can be studied richer and more accurate factual.
4. The activities of student learning was more comprehensive and more active because it could be done in various ways such as observing, asking questions or interviews, to prove or demonstrate, examine the facts, and others. Source sailed richer because the environment that could be studied such diverse social environment, natural environment, built environment, and others.

From the comparison of the result of post-test score between experimental and controlled class, the skill of experimental class was getting higher than controlled class. It meant that the treatment of using Outdoor Learning Strategy to the experimental class was successful.

Some findings from experts that supports the findings of this research, they were first, from Albihar (2013) stated that there was a significant influence for *anaktunanetra* (disability). They understood the part of plant easily by using Outdoor Learning strategy and also from Rahmayati (2015) stated that using Outdoor Learning with puzzle blocks can improve the students' caring to the environment and also students can understand easily the lesson about ecosystem.

Moreover, it was perceived that the learners were more interested in learning English, especially by implementing *Outdoor Learning Strategy*, it was proved that this strategy influenced the learners' motivation to study English comfortably.

Based on the previous findings about, The Outdoor Learning Strategy can improve students' understanding about the materials given. Such findings from Albihar (2013) find that disability students can easily understand the part of plant by using outdoor learning strategy. For this case, the findings above in line with this research. The students of SMK Negeri 1 Benteng Selayar can easily understand the materials, for more details see Appendix X about the students' testimony page 77. Outdoor learning strategy was good strategy in teaching writing because it helped the students to increase their imagination in writing and also it made the students feel enjoyable and enthusiastic in writing.

CHAPTER V

CONCLUSION AND SUGGESTION

This chapter presented the conclusions as well as few suggestions of this study. Suggestions were taken based on findings and conclusions obtained in this research.

A. Conclusion

Based on the result of the data analysis, research findings, and discussion in the previous chapter, the researcher concluded that:

The use of Outdoor Learning Strategy was effective in teaching writing at the second grade students of SMK Negeri 1 Benteng Selayar. Using Outdoor Learning Strategy in teaching could improve the students' writing skill especially in descriptive text. The students' writing skill before applied Outdoor Learning Strategy was still low. It was different from the students' writing skill after applied Outdoor Learning Strategy. It was found in students post-test was higher than the pre-test, which proved that applied of Outdoor Learning Strategy in learning english contributed to the students' more effective in teaching writing especially in descriptive text.

The improvement can be seen through the statistical analysis that t-test value that was 5.76, higher than t-table value 2.042. beside that the mean score of the students in post-test also showed high improvement of the styudents' writing skill. Outdoor Learning as a teaching strategy was effective in improving the students' skill in writing especially in descriptive text at the second grade students of SMK Negeri 1 Benteng Selayar.

B. *Suggestions*

There were a lot of learning Strategies or Methods to be used in teaching learning progress. But, using Outdoor Learning Strategy was an alternative way of teaching writing, especially, writing descriptive text. Here were some suggestions as follows:

1. Outdoor Learning Strategy was suggested to use for teacher as an alternative strategy or method in teaching English especially writing.
2. The further researchers are suggested to find out much references about outdoor learning strategy.
3. Outdoor Learning Strategy is not only used for the beginning but also for advance it's self.
4. Using outdoor learning strategy depends on the weather. This strategy is good to use in entire seasons, except in rainy season
5. Finally, the researcher expected that this thesis would bring new views for all the readers and the English teachers. Hopefully, there would be other advantages of using Outdoor Learning Strategy in teaching and learning process not only in writing, but also in the other skills.

BIBLIOGRAPHY

- Albihar, Alief P. *Outdoor Study Terhadap Pemahaman Konsep Bagian Tumbuhan Beserta Fungsinya Untuk Anak Tunanetra*. A thesis of UNESA Surabaya. 2013.
- Alice C. Omaggio. *Teaching Language in Context*. Boston: Heinle & Heinle Publishers Inc, 2001.
- Al-Qur'an dan Terjemahannya. Jakarta: Departemen Agama RI. 2014.
- Arikunto, Suharsimi. *Prosedur Penelitian Suatu Pendekatan Praktik*. Jakarta: PT. Rineka Cipta. 2013.
- Bima, M. Bahtiar and Cicik Kurniawan. *Let's Talk*. Bandung: Pakar Raya. 2005.
- Brown, H. Douglas. *Principles of Language Learning and Teaching*. New York: Addison Wesley Longman. 2000.
- Boardmand, C.A and Jia F. *Writing to Communicative Paragraphs and essays*. 2nd Edition. New York: Longman. 2002.
- Olshtain, E. Murcia and Marianne Celce. *Discourse and Context in Language Teaching*. USA: Cambridge University Press. 2000.
- Gay, L.R. *Education Research: Competencies for Analysis and application*. 8th Edition. United State: Earson Merrill Prenfile Hall. 2006.
- Hafid, Erwin. *Using Facebook Group Discussion to Improve Writing Ability of the Fourth Semester at English Education Department of UIN Alauddin Makassar*. A Thesis of UIN Alauddin Makassar. 2014.
- Harmer, Jeremy. *How to Teach Writing*. Longman: Pearson Education limited. 2004.
- Husamah. *Pembelajaran Luar Kelas Outdoor Learning*. Jakarta: Prestasi Pustakaraya. 2013.
- Linse T. Caroline, *Practical English Language Teaching: Young Learners*. New York: Mc Graw Hill. 2006.
- Plant, *at all. Foundation Phase: Outdoor Learning Handbook*. England: Welsh Government. 2009.

- Purnomo, A. *Improving Descriptive Writing Skill Through Mind-Mapping Technique (A Classroom Action Research in the 8th Students of MTs Muhammadiyah 1 Cekelan in the Academic Year 2013/2014)*. TA Thesis of UIN Salatiga. 2014.
- Rahmayati, Anies. *Penerapan Outdoor Learning Process Berbantu Puzzle Blocks Materi Ekosistem Untuk Meningkatkan Aktivitas Belajar Dan Sikap Peduli Lingkungan*. A thesis of UNNES Semarang. 2015.
- Sarif, A.S. *The Use of Sketch as Learning Aid to Improve Students' Writing Skill in Descriptive Text (A Classroom Action Research at The 8th Grade Students of SMP H. Isriati Semarang in Academic Year 2010/2011)*. A Thesis of Walisongo State Institute for Islamic Studies Semarang. 2010.
- Sugiyono. *Metode Penelitian Pendidikan: Pendekatan Kuantitatif, Kualitatif, dan R&D*. Edition XXII; Bandung: Alfabeta. 2015.
- Sugiarti. *The Effect of Outdoor and Indoor Learning Strategies on Students' Environmentally Insightful Behavior (an Experimental Study on Grade X of SMA 5 Depok)*. A thesis of UNJ Jakarta. 2013.
- Sukirman, *The Ability of The Fifth Semester Students of English Language and Literature Department at Alauddin Islam State University Makassar in Analyzing Sentence in Reading Text Using Cooperative Learning*. Makassar. A thesis of UIN Alauddin Makassar. 2010.
- Wignell, Peter and Linda Gerot. *Making Sense of Functional Grammar*. Sydney: Gerd Stabler. 1994.



APPENDICES

UNIVERSITAS ISLAM NEGERI

ALAUDDIN

M A K A S S A R

APPENDIX I

The students' roll in experimental and controlled class

STUDENTS' ROLL
SMK NEGERI 1 BENTENG SELAYAR
2 ADMINISTRASI PERKANTORAN 1
(EXPERIMENT CLASS)

NO	STUDENTS' NAME	1	2	3	4	5	6
1	AL AZYHARI AHMAD	√	√	√	√	√	√
2	ALDY HAMZAH	√	√	√	√	√	√
3	AMALIA AYU RIZKA	√	√	√	√	√	√
4	DHANDY SAPUTRA	√	√	√	√	√	√
5	FITRIANI	√	√	√	√	√	√
6	INDRI ATI	√	√	√	√	√	√
7	INDRIANTI M	√	√	√	√	√	√
8	IRMAWATI	√	√	√	√	√	√
9	ISNA NINGSIH PRATIWI	√	√	√	√	√	√
10	JUMRIATI	√	√	√	√	√	√
11	LESTIANI	√	√	√	√	√	√
12	LILI AVIANA	√	√	√	√	√	√
13	MASDAR	√	√	√	√	√	√
14	MAWADDA	√	√	√	√	√	√
15	MUAWWAL ARRAZAQ	√	√	√	√	√	√
16	NIRWA SUWASTI ARMI	√	√	√	√	√	√
17	NUR SISKI	√	√	√	√	√	√
18	SELVIANTI	√	√	√	√	√	√
19	SYARNAWIYAH APRILIANI	√	√	√	√	√	√
20	WIWI ANDRIYANI	√	√	√	√	√	√

The researcher

Andi Arman Ardiansyah

20400113144

THE STUDENTS' ROLL
SMK NEGERI 1 BENTENG SELAYAR
2 ADMINISTRASI PERKANTORAN 2
(CONTROL CLASS)

NO	STUDENTS' NAME	1	2	3	4	5	6
1	AHRIZUL	√	√	√	√	√	√
2	AMRIANI	√	√	√	√	√	√
3	ANDI MULIYANTI	√	√	√	√	√	√
4	ANDI NUR SANDI PUTRA	√	√	√	√	√	√
5	ARSIL ALIADIN	√	√	√	√	√	√
6	ARDI D	√	√	√	√	√	√
7	EKA RESKIANA	√	√	√	√	√	√
8	FERY SANJAYA	√	√	√	√	√	√
9	HASMIATI	√	√	√	√	√	√
10	HESTIYANI	√	√	√	√	√	√
11	HUSNUL KHATIMAH	√	√	√	√	√	√
12	LISNAWATI	√	√	√	√	√	√
13	LUSIANA	√	√	√	√	√	√
14	NASRIAH	√	√	√	√	√	√
15	NUR PADILLAH	√	√	√	√	√	√
16	NUR NANINGSIH	√	√	√	√	√	√
17	NUR NIA	√	√	√	√	√	√
18	PUTRI PUSPA SARI	√	√	√	√	√	√
19	RIZAL FAHREZY HAMZAH	√	√	√	√	√	√
20	RIZKAWATI	√	√	√	√	√	√

M A K A S S A R The Researcher

Andi Arman Ardansyah

20400113144

APPENDIX II

*The Row Score of the Students' Pre-test and Post-test
in experimental class*

No	Name	Pre-test		Post-test	
		Score (X)	X_1^2	Score (X)	X_1^2
1	AL AZYHARI AHMAD	35	1225	85	7225
2	ALDY HAMZAH	35	1225	80	6400
3	AMALIA AYU RIZKA	70	4900	80	6400
4	DHANDY SAPUTRA	35	1225	75	5625
5	FITRIANI	40	1600	75	5625
6	INDRI ATI	40	1600	75	5625
7	INDRIANTI M	40	1600	90	8100
8	IRMAWATI	40	1600	75	5625
9	ISNA NINGSIH PRATIWI	40	1600	85	7225
10	JUMRIATI	35	1225	80	6400
11	LESTIANI	35	1225	80	6400
12	LILI AVIANA	50	2500	80	6400
13	MASDAR	35	1225	90	8100
14	MAWADDA	35	1225	85	7225
15	MUAWWAL ARRAZAQ	35	1225	85	7225
16	NIRWA SUWASTI ARMI	40	1600	85	7225
17	NUR SISKI	35	1225	85	7225
18	SELVIANTI	40	1600	85	7225
19	SYARNAWIYAH APRILIANI	75	5625	85	7225
20	WIWI ANDRIYANI	50	2500	85	7225
Total		840	37750	1645	135725
Mean score		42	1887.5	82.25	6786.25

APENDIX III

*The Row Score of the Students' Pre-test and Post-test
in Controlled Class*

No	Name	Pre-test		Post-test	
		Score (X)	X_1^2	Score (X)	X_1^2
1	AHRIZUL	35	1225	70	4900
2	AMRIANI	60	3600	70	4900
3	ANDI MULIYANTI	60	3600	65	4225
4	ANDI NUR SANDI PUTRA	35	1225	75	5625
5	ARSIL ALIADIN	60	3600	80	6400
6	ARDI D	74	5476	75	5625
7	EKA RESKIANA	40	1600	70	4900
8	FERY SANJAYA	35	1225	75	5625
9	HASMIATI	40	1600	65	4225
10	HESTIYANI	74	5476	75	5625
11	HUSNUL KHATIMAH	70	4900	90	8100
12	LISNAWATI	40	1600	80	6400
13	LUSIANA	60	3600	80	6400
14	NASRIAH	50	2500	70	4900
15	NUR PADILLAH	50	2500	70	4900
16	NUR NANINGSIH	35	1225	70	4900
17	NUR NIA	40	1600	85	7225
18	PUTRI PUSPA SARI	50	2500	85	7225
19	RIZAL FAHREZY HAMZAH	35	1225	70	4900
20	RIZKAWATI	60	3600	75	5625
Total		1003	57177	1495	112625
Mean score		50.15	2858.85	74.75	5631.25

APENDIX IV

The mean score of Experimental Class and Controlled Class

A. Experimental Class

1. Pre-test

$$\begin{aligned}\bar{X}_1 &= \frac{\Sigma X}{N} \\ &= \frac{840}{20} \\ \bar{X}_1 &= 42\end{aligned}$$

2. Post-test

$$\begin{aligned}\bar{X}_1 &= \frac{\Sigma X}{N} \\ &= \frac{1645}{20} \\ \bar{X}_1 &= 82.25\end{aligned}$$

B. Controlled class

1. Pre-test

$$\begin{aligned}\bar{X}_2 &= \frac{\Sigma X}{N} \\ &= \frac{1003}{20} \\ \bar{X}_2 &= 50.15\end{aligned}$$

2. Post-test

$$\begin{aligned}\bar{X}_2 &= \frac{\Sigma X}{N} \\ &= \frac{1495}{20} \\ \bar{X}_2 &= 74.75\end{aligned}$$

APENDIX V

Standard Deviation of Experimental Class and Control Class

a. Experimental class

1. Pre-test

$$SD = \sqrt{\frac{SS_1}{n-1}}$$

Where :

$$\begin{aligned} SS_1 &= \Sigma X_1^2 - \frac{(\Sigma X_1)^2}{n} \\ &= 37750 - \frac{(840)^2}{20} \\ &= 37750 - \frac{705600}{20} \\ &= 37750 - 35280 \\ &= 2470 \end{aligned}$$

$$SD = \sqrt{\frac{SS_1}{n-1}}$$

$$= \sqrt{\frac{2470}{19}}$$

$$= \sqrt{130}$$

$$= 11.40$$

2. Post-test

$$SD = \sqrt{\frac{SS_1}{n-1}}$$

Where :

$$\begin{aligned} SS_1 &= \Sigma X_1^2 - \frac{(\Sigma X_1)^2}{n} \\ &= 135725 - \frac{(1645)^2}{20} \\ &= 135725 - \frac{2706025}{20} \\ &= 135725 - 135301.25 \\ &= 423.75 \end{aligned}$$

$$SD = \sqrt{\frac{SS_1}{n-1}}$$

$$= \sqrt{\frac{423.75}{19}}$$

$$= \sqrt{22.30}$$

$$= 4.72$$

b. Control class

1. Pre-test

$$SD = \sqrt{\frac{SS_1}{n-1}}$$

Where :

$$\begin{aligned} SS_1 &= \sum X_1^2 - \frac{(\sum X_1)^2}{n} \\ &= 57177 - \frac{(1003)^2}{20} \\ &= 57177 - \frac{1006009}{20} \\ &= 57177 - 50300.45 \\ &= 6876.55 \end{aligned}$$

$$SD = \sqrt{\frac{SS_1}{n-1}}$$

$$= \sqrt{\frac{6876.55}{19}}$$

$$= \sqrt{361.92}$$

$$= 19.02$$

1. Post-test

$$SD = \sqrt{\frac{SS_1}{n-1}}$$

Where :

$$\begin{aligned} SS_1 &= \sum X_1^2 - \frac{(\sum X_1)^2}{n} \\ &= 112625 - \frac{(1495)^2}{20} \\ &= 112625 - \frac{2235025}{20} \\ &= 112625 - 111751.25 \\ &= 873.75 \end{aligned}$$

$$SD = \sqrt{\frac{SS_1}{n-1}}$$

$$= \sqrt{\frac{873.75}{19}}$$

$$= \sqrt{45.98}$$

$$= 6.78$$

APENDIX VI
The significant Different

$$\bar{X}_1 = 82.25 \qquad SS_1 = 423.75$$

$$\bar{X}_2 = 74.75 \qquad SS_2 = 873.75$$

1. T-test

$$t = \frac{\bar{X}_1 - \bar{X}_2}{\sqrt{\left(\frac{SS_1 + SS_2}{n_1 + n_2 - 2}\right) \left(\frac{1}{n_1} + \frac{1}{n_2}\right)}}$$

$$t = \frac{82.25 - 74.75}{\sqrt{\left(\frac{423.75 + 873.75}{20 + 20 - 2}\right) \left(\frac{1}{20} + \frac{1}{20}\right)}}$$

$$t = \frac{7.5}{\sqrt{\left(\frac{1297.5}{38}\right) \left(\frac{2}{40}\right)}}$$

$$t = \frac{7.5}{\sqrt{(34.14)(0,05)}}$$

$$t = \frac{7.5}{\sqrt{1.70}}$$

$$t = \frac{7.5}{1.30}$$

$$t_{\text{hitung}} = 5.76$$

2. T-table

For level of significance (D) = 0,05

Degree of freedom (df) = (N₁+N₂)-2 = 20+20-2 = 38

t-Table = 2,042

APPENDIX VII
Distribution of t-Table

Df	Level of Significance for two-tailed test					
	0,5	0,2	0,1	0,05	0,02	0,01
	Level of Significance for one-tailed test					
	0,25	0,1	0	0,025	0,01	0.005
1	1.000	3.078	6.314	12.706	31,821	63.657
2	0.816	1.886	2.920	4.303	6.965	9.926
3	0.765	1.638	2.353	3.183	4.541	5.841
4	0.741	1.533	2.132	2.776	3.747	4.604
5	0.727	1.476	2.015	2.571	3.365	4.032
6	0.718	1.440	1.943	2.447	2.143	3.707
7	0.711	1.451	1.895	2.365	2.998	3.499
8	0.706	1.397	1.860	2.306	2.896	3.355
9	0.703	1.383	1.833	2.262	2.821	3.250
10	0.700	1.372	1.812	2.226	2.764	3.169
11	0.697	1.363	1.769	2.201	2.718	3.106
12	0.695	1.356	1.782	2.179	2.681	3.055
13	0.694	1.350	1.771	2.160	2.650	3.120
14	0.692	1.345	1.761	2.143	2.624	2.977
15	0.691	1.341	1.753	2.331	2.604	2.947
16	0.690	1.337	1.746	2.120	2.583	2.921
17	0.689	1.333	1.740	2.110	2.567	2.898
18	0.688	1.330	1.734	2.101	2.552	2.878
19	0.688	1.328	1.729	2.093	2.539	2.861
20	0.687	1.325	1.725	2.086	2.528	2.845
21	0.686	1.323	1.721	2.080	2.518	2.831
22	0.686	1.321	1.717	2.074	2.505	2.819
23	0.685	1.319	1.714	2.690	2.500	2.807
24	0.685	1.318	1.711	2.640	2.492	2.797
25	0.684	1.316	1.708	2.060	2.485	2.787
26	0.684	1.315	1.706	2.056	2.479	2.779
27	0.684	1.314	1.703	2.052	2.473	2.771
28	0.683	1.313	1.701	2.048	2.467	2.763
29	0.683	1.311	1.699	2.045	2.462	2.756
30	0.683	1.310	1.697	2.042	2.457	2.750
40	0.681	1.303	1.684	2.021	2.423	2.704
60	0.679	1.296	1.671	2.000	2.390	2.660
120	0.677	1.289	1.658	2.890	2.358	2.617

APPENDIX VIII

Lesson Plan

LESSON PLAN 1

1st Meeting

School	: SMK Negeri 1 Benteng Selayar
Subject	: English
Grade	: XI
Skill Focus	: Writing Descriptive Text
Strategy focus	: Outdoor Learning Strategy
Time Allotment	: 2 x 45 minutes (90 minutes)

A. STANDARD COMPETENCE

1. Respond the meaning in functional written text and simple short essay in form of text descriptive for interaction in daily life context.

B. BASIC COMPETENCE

1. Respond the meaning and rhetoric in the simple short essay which use written language accurately, fluently and acceptable for interaction in daily life context inform of descriptive text.

C. INDICATOR

1. Students are able to understand the steps of writing descriptive text
2. Students are able to understand the characteristic, social function, and the generic structure of descriptive text
3. Students are able to use simple present tense correctly.
4. Students are able to use suitable words when describing things

5. Students are able to write a simple descriptive written text based on the teacher explanation by using Outdoor Learning Strategy as a strategy in teaching

D. ACTIVITIES

NO	ACTIVITIES	TIME	KET
1	<p>OPENING ACTIVITIES:</p> <ol style="list-style-type: none"> 1. The researcher opens the lesson by greeting “Assalamualaikum wr. Wb, Good Morning students...” 2. The researcher checks the students’ roll 3. The researcher introduces himself and his purpose 4. The students are asked to introduce themselves one by one by using english 5. The researcher builds the students’ motivation 6. The researcher explains about outdoor learning strategy and the rules when applying it 7. The researcher divides the students into some groups (4-5 students each group) and ask them to out the class 8. The researcher asks the students to sit together with their group mate (in a cyrcle) 	<p>1’</p> <p>2’</p> <p>3’</p> <p>5’</p> <p>3’</p> <p>5’</p> <p>5’</p> <p>1’</p>	

2	<p>MAIN ACTIVITY:</p> <ol style="list-style-type: none"> 1. The researcher asks the students about their prior knowledge of descriptive text 2. The researcher describes general description about what descriptive text is, what the social function of descriptive text, and what the generic structure of descriptive text 3. The students are asked to explore their school and make a list of words in indonesia about the school address, the school name, number of class rooms, number of facilities, number of students, number of teachers etc. 4. The students are asked to back and sit together with their group mate 5. The students are asked to discuss about their writing and looking for the meaning on dictionary 6. The students are asked to make a simple descriptive text based on their writing (list of word) 7. The researcher checks the students task 8. The researcher explains the students task by showing which is social function of 	<p>5'</p> <p>5'</p> <p>15'</p> <p>1'</p> <p>5'</p> <p>10'</p> <p>5'</p> <p>6'</p>	<p>White board</p> <p>Paper</p>
---	---	---	---------------------------------

	their descriptive text.		
3.	CLOSING ACTIVITIES:		
	1. The researcher gives a game to the students	5'	
	2. The researcher gives a conclusion about the materials (descriptive text)	5'	
	3. The researcher gives the students home work about the generic structure and the purpose of descriptive text and closes the class	3'	

D. SOURCES

Mursyid, M, PW. *Learning Descriptive Text*. 2011

Arsyad, Azhar. *Your Basic Vocabulary*. Pustaka Pelajar. 2011

Nuriskandar, Yuli. *Kursus Bahasa Inggris Online*. Retrived on <http://www.kursusmudahbahasainggris.com/2013/09/pengertian-tujuan-struktur-ciri-dan.html>. 2013

E. ASSESMENT

Describe what is the generic structure and the purpose of descriptive text

LESSON PLAN 2

2nd Meeting

School	: SMK Negeri 1 Benteng Selayar
Subject	: English
Grade	: XI
Skill Focus	: Writing Descriptive Text
Strategy focus	: Outdoor Learning Strategy
Time Allotment	: 2 x 45 minutes (90 minutes)

A. STANDARD COMPETENCE

1. Respond the meaning in functional written text and simple short essay in form of text descriptive for interaction in daily life context.

B. BASIC COMPETENCE

1. Respond the meaning and rhetoric in the simple short essay which use written language accurately, fluently and acceptable for interaction in daily life context inform of descriptive text.

C. INDICATORS

1. Students are able to understand the steps of writing descriptive text
2. Students are able to understand the characteristic, social function, and the generic structure of descriptive text
3. Students are able to use simple present tense correctly.
4. Students are able to use suitable words when describing things
5. Students are able to write a simple descriptive written text based on the teacher explanation by using Outdoor Learning Strategy as a strategy in teaching

D. ACTIVITIES

NO	ACTIVITIES	TIME	KET
1	<p>OPENING ACTIVITIES:</p> <ol style="list-style-type: none"> 1. The researcher opens the lesson by greeting “Assalamualaikum wr. Wb, Good Morning students...” 2. The researcher checks the students’ roll 3. The researcher asks the students about the previous material and give explanation 	<p>1’</p> <p>2’</p> <p>10’</p>	
2	<p>MAIN ACTIVITIES:</p> <ol style="list-style-type: none"> 1. The researcher continues the materials about descriptive text. The researcher explains language features of descriptive text, exactly simple present tense in nominal sentence and verbal sentence 2. The researcher shows the pattern of nominal sentence and some example <div style="border: 1px solid black; padding: 5px; margin: 10px 0;"> <p>S + TO BE (Am, Is, Are) + ADJ, NOUN, ADV</p> </div> <p>Examples:</p> <ol style="list-style-type: none"> a. They are teacher in SMK Negeri 1 Benteng Selayar 	<p>10’</p> <p>10’</p>	<p>White board</p> <p>Paper</p>

	<p>b. She is beautiful</p> <p>3. The researcher asks the students randomly about their understanding 5'</p> <p>4. The researcher asks the students to explore their school and write any object that they found 10'</p> <p>5. The students are asked to back and sit together with their group mate 1'</p> <p>6. The students are asked to discuss about their writing 5'</p> <p>7. The students are asked to make a simple descriptive text by using simple present tense 5'</p> <p>8. The researcher explains the students' error in making descriptive text such grammar errors 10'</p>		Papers
3.	<p>CLOSING ACTIVITIES:</p> <p>1. The researcher gives a game to the students 10'</p> <p>2. The researcher gives a conclusion about the materials (Language features of descriptive text) 5'</p> <p>3. The researcher gives the students home work about the language features of descriptive text (Adjective and noun 5'</p>		

	profession) and closes the class		
--	---	--	--


9. SOURCES

Mursyid, M, PW. *Learning Descriptive Text*. 2011

Arsyad, Azhar. *Your Basic Vocabulary*. Pustaka Pelajar. 2011

10. ASSESMENT

Write some adjective and noun professions that you got today!



LESSON PLAN 3

3rd Meeting

School	: SMK Negeri 1 Benteng Selayar
Subject	: English
Grade	: XI
Skill Focus	: Writing Descriptive Text
Strategy focus	: Outdoor Learning Strategy
Time Allotment	: 2 x 45 minutes (90 minutes)

A. STANDARD COMPETENCE

1. Respond the meaning in functional written text and simple short essay in form of text descriptive for interaction in daily life context.

B. BASIC COMPETENCE

1. Respond the meaning and rhetoric in the simple short essay which use written language accurately, fluently and acceptable for interaction in daily life context inform of descriptive text.

C. INDICATORS

1. Students are able to understand the steps of writing descriptive text
2. Students are able to understand the characteristic, social function, and the generic structure of descriptive text
3. Students are able to use simple present tense correctly.
4. Students are able to use suitable words when describing things
5. Students are able to write a simple descriptive written text based on the teacher explanation by using Outdoor Learning Strategy as a strategy in teaching

D. ACTIVITIES

NO	ACTIVITIES	TIME	KET
1	<p>OPENING:</p> <p>1.The researcher opens the lesson by greeting “Assalamualaikum wr. Wb, Good Morning students...”</p> <p>2.The researcher checks the students’ roll</p> <p>3.The researcher explains the previous materials</p>	<p>2’</p> <p>3’</p> <p>5’</p>	
2	<p>EXPLANATION:</p> <p>1.The researcher asks the students about the previous materials of descriptive text and give an explanation</p> <p>2.The researcher continues the material about descriptive text. The researcher explains language features of descriptive text, exactly <i>simple present tense in verbal form</i></p> <p>3.The researcher shows the pattern of verbal form and some example</p>	<p>10’</p> <p>10’</p> <p>10’</p>	<p>White board</p> <p>Paper</p>

	<div style="border: 1px solid black; padding: 2px; width: fit-content; margin: 5px auto;">S + V1 + s/es</div> <div style="border: 1px solid black; padding: 2px; width: fit-content; margin: 5px auto;">S + Do/Does + not + V1</div> <div style="border: 1px solid black; padding: 2px; width: fit-content; margin: 5px auto;">Do/does + S + V1</div> <p>Examples:</p> <p>a. She eats cakes</p> <p>b. She does not eat cakes</p> <p>c. Does she eat cakes?</p> <p>4. The researcher asks the students randomly about their understanding 5'</p> <p>5. The researcher shares papers to the students and ask to find out the verb of the descriptive text 5' Papers</p> <p>6. The students are asked to explore their school and found any object that will be described 10'</p> <p>7. The students are asked to back and sit together with their group mate 1'</p> <p>8. The researcher checks the students' task 5'</p> <p>9. The researcher explains the students error in grammar 5'</p>		
3.	<p>CLOSING:</p> <p>1. The researcher gives a game to the students 5'</p> <p>2. The researcher gives a conclusion about the materials (Language features of 5'</p>		

	<p>descriptive text)</p> <p>3. The researcher gives the students home work about the language features of descriptive text (Verbal form) and closes the class</p>	5'	
--	---	----	--

E. SOURCE

Mursyid, M, PW. *Learning Descriptive Text*. 2011

Arsyad, Azhar. *Your Basic Vocabulary*. Pustaka Pelajar. 2011

F. ASSESMENT

Write at least 5 sentences in verbal forms simple present tense!

LESSON PLAN 4

4th Meeting

School	: SMK Negeri 1 Benteng Selayar
Subject	: English
Grade	: XI
Skill Focus	: Writing Descriptive Text
Strategy focus	: Outdoor Learning Strategy
Time Allotment	: 2 x 45 minutes (90 minutes)

A. STANDARD COMPETENCE

1. Respond the meaning in functional written text and simple short essay in form of text descriptive for interaction in daily life context.

B. BASIC COMPETENCE

1. Respond the meaning and rhetoric in the simple short essay which use written language accurately, fluently and acceptable for interaction in daily life context inform of descriptive text.

C. INDICATORS

1. Students are able to understand the steps of writing descriptive text
2. Students are able to understand the characteristic, social function, and the generic structure of descriptive text
3. Students are able to use simple present tense correctly.
4. Students are able to use suitable words when describing things
5. Students are able to write a simple descriptive written text based on the teacher explanation by using Outdoor Learning Strategy as a strategy in teaching.

	explanation to the students		
3.	CLOSING: 1.The researcher gives the students home work about describing their family	10'	

E. SOURCE

Mursyid, M, PW. *Learning Descriptive Text*. 2011

Arsyad, Azhar. *Your Basic Vocabulary*. Pustaka Pelajar. 2011

F. ASSESMENT

Write descriptive text about your family !

LESSON PLAN 5

5th Meeting

School	: SMK Negeri 1 Benteng Selayar
Subject	: English
Grade	: XI
Skill Focus	: Writing Descriptive Text
Strategy focus	: Outdoor Learning Strategy
Time Allotment	: 2 x 45 minutes (90 minutes)

A. STANDARD COMPETENCE

1. Respond the meaning in functional written text and simple short essay in form of text descriptive for interaction in daily life context.

B. BASIC COMPETENCE

1. Respond the meaning and rhetoric in the simple short essay which use written language accurately, fluently and acceptable for interaction in daily life context inform of descriptive text.

C. INDICATORS

1. Students are able to understand the steps of writing descriptive text
2. Students are able to understand the characteristic, social function, and the generic structure of descriptive text
3. Students are able to use simple present tense correctly.
4. Students are able to use suitable words when describing things
5. Students are able to write a simple descriptive written text based on the teacher explanation by using Outdoor Learning Strategy as a strategy in teaching.

	explanation to the students		
3.	CLOSING: 1.The researcher gives the students home work about describing themselves	5'	

E. SOURCE

Mursyid, M, PW. *Learning Descriptive Text*. 2011

Arsyad, Azhar. *Your Basic Vocabulary*. Pustaka Pelajar. 2011

F. ASSESMENT

Write a simple description about yourself!

LESSON PLAN 6

6th Meeting

School	: SMK Negeri 1 Benteng Selayar
Subject	: English
Grade	: XI
Skill Focus	: Writing Descriptive Text
Strategy focus	: Outdoor Learning Strategy
Time Allotment	: 2 x 45 minutes (90 minutes)

A. STANDARD COMPETENCE

1. Respond the meaning in functional written text and simple short essay in form of text descriptive for interaction in daily life context.

B. BASIC COMPETENCE

1. Respond the meaning and rhetoric in the simple short essay which use written language accurately, fluently and acceptable for interaction in daily life context inform of descriptive text.

C. INDICATORS

1. Students are able to understand the steps of writing descriptive text
2. Students are able to understand the characteristic, social function, and the generic structure of descriptive text
3. Students are able to use simple present tense correctly.
4. Students are able to use suitable words when describing things
5. Students are able to write a simple descriptive written text based on the teacher explanation by using Outdoor Learning Strategy as a strategy in teaching.

D. ACTIVITIES

NO	ACTIVITIES	TIME	KET
1	<p>OPENING:</p> <p>1.The researcher opens the lesson by greeting “Assalamualaikum wr. Wb, Good Morning students...” and then checking the students’ roll</p> <p>2.Before starting the teaching learning process, the researcher gives brain gym to students as an ice breaking to make students felt relaxed and created enjoyable atmosphere in the class</p>	<p>5’</p> <p>10’</p>	
2	<p>EXPLANATION:</p> <p>1.The researcher repeats and reminds all the material about descriptive text briefly to all of the students.</p> <p>2.The researcher asks one by one the students about their understanding when they learn descriptive text</p> <p>3.The researcher gives the students a task to write a simple description text with the theme <i>My Best Friends</i>. The aims is to prepare the students to face the post-test</p> <p>4.The researcher checks the task and gives</p>	<p>30’</p> <p>10’</p> <p>20’</p>	<p>White board</p>

	explanation to the students	15'	
	5.The researcher gives advices and suggestions	5'	
3.	CLOSING:		
	1.The researcher closes the class	5'	

2. SOURCE

Mursyid, M, PW. *Learning Descriptive Text*. 2011

Arsyad, Azhar. *Your Basic Vocabulary*. Pustaka Pelajar. 2011



POST-TEST

Name :

Class :

B. Make a descriptive paragraph based on the theme
Theme : My School
Tense : Simple Present Tense

Instruction:

1. Make a descriptive paragraph about your school!
2. The Paragraph must consist at least 70 words
3. The paragraph is written in the present tense
4. You may open your dictionary



A series of horizontal dashed lines for writing the paragraph. A large, light green watermark of the Universitas Islam Negeri Alauddin Makassar logo is centered in the background. The logo features a stylized building with an open book in front of it, and the year '1965' is visible on the book. The text 'UNIVERSITAS ISLAM NEGERI ALAUDDIN MAKASSAR' is printed in a large, light green font across the lower portion of the page.

APPENDIX X

The students' testimony about Outdoor Learning Strategy

1. Nama : Fitiriani
Kelas : XI AP 1
Sekolah : SMK Negeri 1 Benteng Selayar

“ Pendapat saya tentang belajar di luar kelas sangat asyik, nyaman dan tidak bosan, karena belajar di luar kelas kepala terasa dingin dan pola pikir saya jadi lebih baik. Yang pastinya belajar di luar kelas bersama kak Arman itu asyik. Aku suka dan senang kalau di ajar sama kak Arman karena kak Arman tau dan mengerti di saat kami capek atau lelah, dia langsung memberikan kami permainan atau game seru. Saya benar-benar senang sekali belajar di luar kelas.”



2. Nama : Al Azyhari Ahmad
Kelas : XI AP 1
Sekolah : SMK Negeri 1 Benteng Selayar

“Menurut Pendapat saya tentang pembelajaran di luar kelas (Outdoor Learning Strategy) adalah sangat menarik karena pembelajaran ini belum pernah sama sekali dilakukan sebelumnya. Pembelajaran di luar kelas membuat saya mengetahui banyak kosa kata. Selain itu, banyak pula permainan-permainan yang di berikan agar pembelajaran tidak membosankan dan tidak bikin ngantuk.”



3. Nama : Indrianti M
 Kelas : XI AP 1
 Sekolah : SMK Negeri 1 Benteng Selayar

“Pendapat saya tentang belajar di luar kelas adalah hal yang sangat menyenangkan karena dapat menghilangkan kebosanan. Saya sangat senang belajar di luar kelas karena bisa semangat belajar dan tambah pengetahuan yang jelasnya sangat menyenangkan”



4. Nama : Wiwi Andriani
 Kelas : XI AP 1
 Sekolah : SMK Negeri 1 Benteng Selayar

“Belajar di luar kelas itu menyenangkan karena kita bisa lebih mengenal lingkungan dan sekitarnya dan bisa menghirup udara yang segar. Belajar di luar kelas lebih menyenangkan di banding belajar di dalam kelas sebab jika kita belajar di dalam kelas terus kita cepat bosan sedangkan belajar di luar kelas kita tidak pernah bosan.”



5. Nama : Yupita Sri Rezeky
 Kelas : XI AP 1
 Sekolah : SMK Negeri 1 Benteng Selayar

“Pendapat saya tentang pembelajaran di luar kelas yaitu pembelajaran yang sangat baik. Kita bisa berinteraksi dengan lingkungan dan saya merasa nyaman belajar di luar kelas.”



6. Nama : Dandy Saputra
Kelas : XI AP 1
Sekolah : SMK Negeri 1 Benteng Selayar

“Saya sangat suka belajar di luar kelas karena pemikiran saya sedikit terbuka dari pada di dalam kelas dan selain itu kita juga bisa melihat lebih luas pemandangan sehingga rasa stress berkurang dan yang terpenting itu daya pemikiran saya lebih bagus.”



7. Nama : Syarnawiah Aprilianti
Kelas : XI AP 1
Sekolah : SMK Negeri 1 Benteng Selayar

“Pembelajaran di luar kelas menurut saya pribadi sangatlah cocok di terapkan di lingkungan sekolah, apalagi pembelajaran di lakukan sampai sore hari karena pembelajaran di luar kelas lebih memberikan gairah belajar dengan kesejukan udara yang dapat mengurangi capek seorang pelajar.”



8. Nama : Aldy Hamzah
Kelas : XI AP 1
Sekolah : SMK Negeri 1 Benteng Selayar

“Pendapat saya tentang pembelajaran di luar kelas adalah hal yang sangat menyenangkan karena selain menghilangkan kebosanan juga dapat membangkitkan gairah dalam belajar selain itu kita bisa menghirup udara segar, dapat melihat lingkungan sekolah dan pastinya tidak bosan saat belajar”



APPENDIX XI

The students' assessment in pre-test and post-test

a. Experimental Class

PRE-TEST

Name : INDRI ANTI M.

Class : XI AP3

A. Make a descriptive paragraph below based on the theme

Theme: My School

Tense: Simple Present Tense

INSTRUCTIONS

1. Make a descriptive paragraph about your school!
2. The paragraph must consist of at least 70 words.
3. The paragraph is written in the present tense.
4. You may open your dictionary.

MY School SMKN 1 BENTENG

SMKN 1 Benteng is my school my favorit .i'm very happy
because can school her in the school smkn 1 Benteng .
I'm interested With the ~~teacher~~ because teacher
very ~~best~~ some @epartments .

POST-TEST

Name : INDRI ANTI M.

Class : XI Ap 1

A. Make a Descriptive Paragraph Based on Theme.

Theme: My School

Tense: Simple Present Tense

INSTRUCTIONS

1. Make a descriptive paragraph about your school!
2. The paragraph must consist of 50-70 words.
3. The paragraph is written in the present tense.
4. You may open your dictionary.

My School SMKN 1 Benteng.

SMKN 1 Benteng is to exist in 1968 It is located pahlawan street no.31 in front, the school there are ^{his} ^{hall} ^{etc.} and Village house.

My school has many classroom there are 29 classroom. And my school has wide place, there are : security post, park, canteen, UKS, library, toilet, Mustohlah, ~~3~~ 3 field sport, 4 laboratorium, 1010 students, 80 teacher, ~~office~~ ~~administration~~ ~~and~~ ~~etc.~~ office administration, and etc.

My school has been the Winner of the : Volly competition, ~~to~~ boxing competition, repair computer competition, and etc.

My School SMKN 1 Benteng is the best.



PRE-TEST

Name : Syarnawiyah Aprilianti

Class : XI AP₁

A. Make a descriptive paragraph below based on the theme

Theme: My School

Tense: Simple Present Tense

INSTRUCTIONS

1. Make a descriptive paragraph about your school!
2. The paragraph must consist of at least 70 words.
3. The paragraph is written in the present tense.
4. You may open your dictionary.

My School "SMKN 1 Benteng"

My school is "SMKN 1 Benteng". My school position in Pahlawan street, number thirty one. My school enough big with a many classroom. In my school can to look a mini garden in front of library. Fasilitas in my school, example; labouratorium, library, park place, field, and so on. There are can to visit five partner. It is Administration, Accounting, Technic Computer, Parawentam, and Multimedia. Administration class it's three class,

75

POST-TEST

Name : Syarnawijah Aprianti

Class : XI AP1

A. Make a Descriptive Paragraph Based on Theme.

Theme: My School

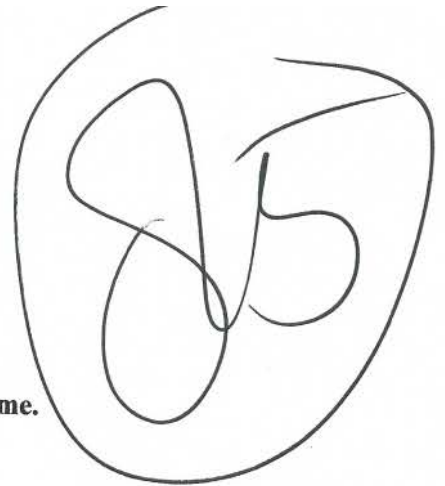
Tense: Simple Present Tense

INSTRUCTIONS

1. Make a descriptive paragraph about your school!
2. The paragraph must consist of 50-70 words.
3. The paragraph is written in the present tense.
4. You may open your dictionary.

My School

SMKN 1 Benteng is established in 1968 it is located in Pahlawan street No. 31. In front of the school are villager house and bus halte. My school has wide place there are security post, and behind the security post there is parking area. My school has many classroom. There are 29 classrooms divide into 5 major, they are office Administration, Accounting, Tourism, Computer Science, and Multimedia. Number of student in my school are 1030 students, and number of teacher in my school are 80 teachers. There are many facilities, they are 1 laboratorum, 6 canteen, 2 water close, 3 sport field, a library, a sport room, a teacher room, a mosque, a office, a healthy room and an office Administration.



POST-TEST

Name : NUR NIA

Class : XI AP 2

A. Make a Descriptive Paragraph Based on Theme.

Theme: My School

Tense: Simple Present Tense

INSTRUCTIONS

1. Make a descriptive paragraph about your school!
2. The paragraph must consist of 50-70 words.
3. The paragraph is written in the present tense.
4. You may open your dictionary.

SMKN 1 Benteng Selayar is located in Pahlawan street no. 31. established 1968. in front of the school we can see the villager house and bus halte. Next, when we enter the school we will find the security post and we can see a parking area. after we find the parking area, we can see too the class rooms, SMKN 1 Benteng in have 30 class rooms, 5 laboratories, 2 toilets, 7 cantens, administration office, library, and mosque.

SMKN 1 Benteng in have 5 departement that is office administration, accounting, tarisme, computer science, and multimedia, SMKN 1 Benteng is the Best.

70

PRE-TEST

Name : Hugnul Khatirah

Class : XI Ap 2

A. Make a descriptive paragraph below based on the theme

Theme: My School

Tense: Simple Present Tense

INSTRUCTIONS

1. Make a descriptive paragraph about your school!
2. The paragraph must consist of at least 70 words.
3. The paragraph is written in the present tense.
4. You may open your dictionary.

SMKN 1 Benteng

SMKN 1 Benteng it's my school, My school is Very expensive. SMKN 1 Benteng consist from five Cours, it's office Administration Cours, Accountancy, Multi-Media, TKS, and upw. In SMKN 1 Benteng I chose office administration deperment because I wanna to be secretary. I'm Very Happy study in the school, because in this school i have Many friends. And they are Very friendly and All my teacher is great and kind. I'm Very love My school.

MAKASSAR

POST-TEST

Name : Huzrul Khotimat "Nhu2"

Class : XI Ap 2

A. Make a Descriptive Paragraph Based on Theme.

Theme: My School

Tense: Simple Present Tense

INSTRUCTIONS

1. Make a descriptive paragraph about your school!
2. The paragraph must consist of 50-70 words.
3. The paragraph is written in the present tense.
4. You may open your dictionary.

SMK NEGERI 1 SELAYAR

SMK NEGERI 1 SELAYAR it's my school. SMKN 1 SELAYAR is a biggest school in SELAYAR. The school is located in patilawan street number 31. in front of the school we can see the Village house and bus halte, when you enter the school you can see too a security post and parking area. The school ~~the~~ consist of five course, It's office administration, Accounting, Computer technology, Multi media, and travel. My school has 30 class room's and a musholla, ceremony yard, & laboratory and 7 canteen. I'm very happy study in this school because all my teacher's is kind, and I have many friend's.

~"Thank you"~

See you letter

APPENDIX XII
Documentation



Pre-test in experimental class



Pre-test in controlled class



*Activities in Experimental class
(By Using Outdoor Learning Strategy)*



Activities in Controlled class (By Using Lecturing Method)

M A K A S S A R



Post-test in Experimental Class



Post-Test in Controlled Class

CURRICULUM VITAE



The writer, Andi Arman Ardiansyah was born on January 17th, 1995 in Bonea, Selayar Island Regency, South Sulawesi, Indonesia. He has two sisters and one brother. He is the last children of Rahman and Isa. He started his education in 2001 at Elementary school SD Inpres Benteng III and graduated in 2007.

He continued his study in SMP Negeri 2 Benteng and graduated in 2010. And then He continued his study in SMK Negeri 1 Benteng (*Now SMK Negeri 1 Selayar*) and graduated in 2013. In the same year he was accepted in English Education Department of Tarbiyah and Teaching Science Faculty of Alauddin Islamic state University of Makassar. He also ever joins meeting clubs such as United English Forum Makassar and English Youth Community Makassar. He is a Founder of Celebes Voice (Indonesian Smulean Community) 2016-2017.

ALAUDDIN
M A K A S S A R