


THE IMPACT OF USING SELECT, TEACH, APPLY AND REVISIT (STAR)
MODEL ON STUDENTS' WRITING ABILITY
AT MAN 1 MAKASSAR



A Thesis

*Submitted in Partial Fulfillment of the Requirements for the Degree of
Sarjana Pendidikan (S.Pd) of English Education Department
Tarbiyah and Teaching Science Faculty
Alauddin State Islamic University
Of Makassar*

By:
ROSMAWATI ZAKARIA
Reg. Number: 20400112158

ENGLISH EDUCATION DEPARTMENT
TARBIYAH AND TEACHING SCIENCE FACULTY
ALAUDDIN STATE ISLAMIC UNIVERSITY OF MAKASSAR
2017

PERNYATAAN KEASLIAN SKRIPSI

Dengan penuh kesadaran, penulis yang bertanda tangan di bawah ini:

Nama : Rosmawati Zakaria
NIM : 20400112158
Tempat/Tgl. Lahir : Sudu, 13 Februari 1993
Jur/Prodi/Konsentrasi : Pendidikan Bahasa Inggris
Fakultas/Program : Tarbiyah dan Keguruan
Alamat : Jl. Sultan Alauddin II Lorong 2b Makassar
Judul : The Impact of Using Select, Teach, Apply And Revisit (Star) Model on Students' Writing Ability at MAN 1 Makassar.

menyatakan dengan sesungguhnya dan penuh kesadaran bahwa skripsi ini benar adalah hasil karya sendiri. Jika di kemudian hari terbukti bahwa skripsi ini merupakan duplikat, tiruan, plagiat, atau dibuat oleh orang lain, sebagian atau seluruhnya, maka skripsi dan gelar yang diperoleh karenanya batal demi hukum.

Makassar, 19 Agustus 2017

Penulis,

Rosmawati Zakaria

NIM. 20400112158

PERSETUJUAN PEMBIMBING

Pembimbing penulisan skripsi saudara, **Rosmawati Zakaria**, NIM: 20400112158, Mahasiswi Jurusan Pendidikan Bahasa Inggris pada Fakultas Tarbiyah dan Keguruan UIN Alauddin Makassar, setelah dengan seksama meneliti dan mengoreksi skripsi yang bersangkutan dengan judul “The Impact of Using Select, Teach, Apply and Revisit (STAR) Model on Students’ Writing Ability at MAN 1 MAKASSAR” memandang bahwa skripsi tersebut telah memenuhi syarat-syarat ilmiah dan dapat disetujui untuk diajukan ke sidang munaqasyah.


Demikian persetujuan ini diberikan untuk proses selanjutnya.

Makassar, 21 Februari 2018

Pembimbing I

Pembimbing II


Dr. Muhammad Yaumi, M.Hum., M.A
NIP. 19730120 200312 1 001


Muh. Rusydi Rasyid, S.Ag., M.Ag., M.Ed.
NIP. 19721208 199803 1 003

PENGESAHAN SKRIPSI

Skripsi yang berjudul, "*The Impact of Using Select, Teach, Apply and Revisit (STAR) Model on Students' Writing Ability at MAN 1 Makassar*", yang disusun oleh saudari **Rosmawati Zakaria** Nim: 20400112158, mahasiswa Jurusan Pendidikan Bahasa Inggris pada Fakultas Tarbiyah dan Keguruan UIN Alauddin Makassar, telah diuji dan dipertahankan dalam sidang munaqasyah yang diselenggarakan pada hari Rabu, tanggal **23 Agustus 2017 M** yang bertepatan dengan tanggal **1 Dzulhijjah 1438 H** dan dinyatakan telah dapat diterima sebagai salah satu syarat untuk memperoleh gelar Sarjana Pendidikan (S.Pd.) pada Fakultas Tarbiyah dan Keguruan, Jurusan Pendidikan Bahasa Inggris dengan beberapa perbaikan.

Samata – Gowa, 23 Agustus 2017 M
1 Dzulhijjah 1438 H

DEWAN PENGUJI

(SK. Dekan No.1717 Tertanggal 05 April 2017)

Ketua : Dr. Kamsinah, M.Pd.I.
Sekretaris : Sitti Nurpahmi, S.Pd., M.Pd.
Munaqisy I : Prof. Hamdan Juhanis, M.A, Ph. D.
Munaqisy II : Dr. H. Erwin Hafid, M.Th.I, M.Ed.
Pembimbing I : Dr. Muhammad Yaumi, M.Hum, M.A.
Pembimbing II: Muh. Rusydi Rasyid, M.Ag., M.Ed

(.....)

(.....)

(.....)

(.....)

(.....)

(.....)

UNIVERSITAS ISLAM NEGERI

Disahkan oleh
Dekan Fakultas Tarbiyah dan Keguruan
UIN Alauddin Makassar

Dr. H. Muhammad Amri, Lc., M.Ag.
NIP: 19730120 200312 1 001

ACKNOWLEDGEMENT

بِسْمِ اللَّهِ الرَّحْمَنِ الرَّحِيمِ

Alhamdulillah Rabbil Alamin, the researcher would like to express her deepest gratitude to the Almighty Allah SWT. who has been giving mercy, blessing, inspiration, and good health all the time to conduct the writing thesis. Also the researcher does not forget to send great respect to the prophet, Muhammad SAW. Peace be upon him, who has guided the human being from the worst to the peace or from bad condition to the better life.

During the writing of the thesis, the researcher received much assistance from a number of people, for their valuable guidance, correction, suggestion, advice and golden support. Without them, the writing of this thesis would never be possibly completed. Therefore, the researcher would like to express the greatest thanks and appreciations for those people, they are:

1. The researcher's beloved parents, **Zakaria** and **Ramaiya** who always love, pray, motivate, and support for the researcher's success.
2. **Prof. Dr. H. Musafir Pababbari, M.Si.**, the Rector of Alauddin State Islamic University of Makassar for his advice during she studied at the university.
3. **Dr. H. Muhammad Amri, Lc., M.Ag.**, the Dean of Tarbiyah and Teaching Science Faculty for advice and motivation.
4. **Dr. Kamsinah, M.Pd.I.**, and **Sitti Nurpahmi, S.Pd., M.Pd.**, the Head and the Secretary of English Education Department of Tarbiyah and Teaching Science Faculty of Alauddin State Islamic University of Makassar who have helped, guided, and supported the researcher.

5. The most profound thanks go to the all lecturers of English Education Department and all staffs of Tarbiyah and Teaching Science Faculty for their help, support, and guidance during the researcher has been studying at Alauddin State Islamic University of Makassar especially for **Dr. Muhammad Yaumi, M.Hum., M.A.** as the first consultant and **Muh. Rusdi Rasyid, S.Ag., M.Ed.** as the second consultant who always give advice and guidance.
6. The researcher's beloved sisters **Ruhida, Suriani,** and **Sumarni S.Hut** and her beloved brothers **Sunarto S.Pd, Sutrisno S.Pd,** and **Sudarman S.P,** who always gives motivation, support her.
7. The researcher would like to thank to close friends **Astia luth Laben, Kasmawati, Hamdiah arief, Novita liany wijorse, Anwar Ibrahim S.pd** and **Sri winarti S.pd** who always beside her, nice sharing for anything and support to finishing this research.
8. The researcher's beloved friends in **PBI 7 and PBI 8 2012,** for all their support, and motivation to fight obstacles during the study together in UIN Alauddin Makassar.
9. The researcher's best friends; **Fitriani Pada S.Pd, MaiSarah S.Kep, Ners And Darwin.**
10. The researcher's friends in KKN Reguler Angkatan 51 Ereng-Ereng kec. Tompobulu kab. Bantaeng, they are **Heri', April, Nash, Rio, Fian, Fatur** and **Rasman** who like to be her family and give her a joy during KKN.


11. The researcher's friends in HPMM(Himpunan Pelajar Mahasiswa Massenrempulu) CAB. Alla and MAMMESA(Massenrempulu meeting of English Students Accocation) for their spirit and motivation during writing this thesis.
12. The Headmaster of MAN 1 Makassar and English teacher who have given opportunity to conduct this research in the school.
13. All of the students at the first grade of MAN 1 Makassar especially in class X MIPA 2, thanks for your participation and support in the research, so the researcher can finish this thesis.
14. All people who help and those whom the researcher cannot mention one by one.

The researcher realizes that the writing of this thesis is far from the perfectness. Remaining errors are the researcher's own. Therefore, constructive criticism and suggestions will be highly appreciated.

Finally, willingly the researcher prays, may all our efforts are blessed by Allah SWT. Aamiin.

Makassar, 30 Januari 2017


The Researcher,


Rosmawati Zakaria
NIM. 20400112158

LIST OF CONTENTS

	<i>Page</i>
TITLE PAGE	i
PERNYATAAN KEASLIAN SKRIPSI	ii
PERSETUJUAN PEMBIMBING	iii
PENGESAHAN SKRIPSI	iv
ACKNOWLEDGMENT	v
LIST OF CONTENTS	viii
LIST OF TABLES	ix
LIST OF APPENDICES	x
ABSTRACT	xi
CHAPTER I. INTRODUCTION	1
A. Background	1
B. Research Problem	4
C. Research Objective	4
D. Research Significance	5
E. Research Scope	5
F. Operational Definition of Term	6
CHAPTER II. REVIEW OF RELATED LITERATURE	7
A. Some Previous Related Research Findings	7
B. Some Pertinent Ideas	9
1. General Concept of Writing	9
2. Descriptive Text	14
3. Concept of STAR Model	16
C. Theoretical Framework	19
D. Hypothesis	20
CHAPTER III. RESEARCH METHOD	22
A. Research Design	22
B. Variables of the Research	23
C. Population and Sample	23
1. Population	23
2. Sample	24
D. Research Instrument	24
E. Data Collection Procedure	25
F. Data Analysis Technique	26

CHAPTER IV. FINDING AND DISCUSSIONS.....	34
A. Findings	34
B. Discussions	43
CHAPTER V. CONCLUSION AND SUGGESTION.....	43
A. Conclusion	50
B. Suggestion	51
BIBLIOGRAPHY	52
APPENDICES	55
CURRICULUM VITAE	



LIST OF TABLES

	<i>Page</i>
Table 3.1 The Classification, Score and Criteria for Content	26
Table 3.2 The Classification, Score and Criteria for Organization	27
Table 3.3 The Classification, Score and Criteria for Punctuation	29
Table 3.4 The Classification, Score and Criteria for Grammar	30
Table 3.5 The Classification, Score and Criteria for Vocabulary	31
Table 3.6 The Classifying the Score of Students	32
Table 4.1 The Frequency Distribution and Percentage of Pre-Test Score	34
Table 4.2 The Frequency Distribution and Percentage of Post-Test Score.....	35
Table 4.3 The Frequency Distribution and Percentage for Organization.....	36
Table 4.4 The Frequency Distribution and Percentage for Punctuation	37
Table 4.5 The Frequency Distribution and Percentage for Grammar.....	38
Table 4.6 The Frequency Distribution and Percentage for Vocabulary	39
Table 4.7 The Frequency Distribution and Percentage for Content	40
Table 4.8 The Mean Score and Standard Deviation of Preand Post-Test	41
Table 4.9 The t-test Value of Students Writing Achievement	42
Table 4.10 The Result of hypothesis	43

LIST OF APPENDICES

	<i>Page</i>
Appendix I Lesson Plan	56
Appendix II The students' Score in Pre-test	64
Appendix III The students' Score in Post-test	66
Appendix IV The Classification of The Students' Pre-Test	68
Appendix V The Classification of The Students' Post-Test	70
Appendix VI The Total Row Score of Students' Pre-Test and Post-Test	72
Appendix VII Mean Score	74
Appendix VIII The Standard Deviation of The Students' Pre-Test	75
Appendix IX The Standard Deviation of The Students' Post-Test	76
Appendix X Calculating of The t-Test	77
Appendix XI t-Table	78
Appendix XII Instrument	80
Appendix XIII Documentation	90

ABSTRACT

Title : The Impact of Using Select, Teach, Apply and Revisit (STAR) Model on Students' Writing Ability at MAN 1 Makassar.
Researcher : Rosmawati Zakaria
Reg. Number : 20400112158
Consultant I : Dr. Muhammad Yaumi, M.Hum., M.A.
Consultant II : Muh.Rusydi Rasyid, S.Ag., M.Ag., M.Ed.

The objectives of this research are to find out students' writing ability in descriptive text at the first grade of MAN 1 Makassar, and to identify whether Select, Teach, Apply and Revisit (STAR) influence on students' writing ability in descriptive text. This research was conducted at MAN 1 Makassar in academic year 2016/2017. In this research, the population is the first grade. The number of population were 350 students. In taking the sample, Class X MIPA 2 was chosen by purposive sampling which this class consist 38 students.

Pre-experimental method was applied in this research with one group pre-test and post-test design. The instrument used to collect data was writing test and the components of writing that measured were organization, punctuation, grammar, vocabulary and content.

The result of the research showed that the first grade students of MAN 1 Makassar had "poor" score on pre-test with the mean score 53.5. After giving treatment the students got improvement, they got "good" score with the mean score 81.63. To find out the difference between students' pre-test and post-test, the researcher applied t-test value was 23.44 which was higher than the t-table value 2.042 at the level significance was 0.05 with degree of freedom (df) N-1 in which N= 38.

Based on the result of this research, the researcher suggest that STAR Model may be used as alternative technique in teaching writing because it can help students to participate in the composition and construction of the text by sharing the pen with the teacher and build on individual students abilities in writing in order that the students can understand and more interested in learning activity especially in writing.

CHAPTER 1

INTRODUCTION

A. Background

Writing is an important way in communication for human life because it is one of the language skills. By writing skill, someone can write in order to communicate easier to be understood. However, writing skill sometimes make the students to find some difficulties to solve the problem. According to Inayah, writing is a form of activity through exploring ideas in the papers from the writer in order to be understood by reader.¹

According to Pollard writing is a productive skill and, as such, the way treat it in class has some similarities with the teaching and learning of speaking.² Writing is one of the skills which must be studied for every student in English language learning process. It is an important skill that must be mastered in English language learning as a requirement to every student. In fact, writing process is still considered as one of language skill that is most difficult to perform. In general, there are some problems faced by the students in writing. Firstly, they are difficult to find idea to write. Secondly, they do not know how to present main idea, supporting idea, and concluding idea. The last, they do not

¹Inayah in Nurul Husnah, "Improving Student' Ability In Writing Descriptive Essay through Cubing Technique at The Second Year Students of Mas Yasrib Lapajung Watansoppeng" *A Thesis* (Makassar: Tarbiyah and Teaching Faculty of UIN Alauddin Makassar, 2014), p.1.

² Pollard in Kiki Indrayana Uda Patmi, "Improving The Eleventh Grade Students' Ability in Writing Report Text by Using Time Table As Authentic Material at SMAN 1 Pulau Sembilan Kotabaru Regency" *A Thesis* (Makassar: Tarbiyah and Teaching Faculty of UIN Alauddin Makassar, 2016), p.8.

know about grammatical sentences. Thus, because of those general problems above, the reader could not understand what the writer means.

The facts that till now almost all of the teaching condition at senior high school in our country were less emphasis on the learning activity as a process. In the reality, the researcher found some problems when the researcher conducted preliminary study on 13st July 2016 at the first grade of MAN 1 Makassar. The most problems in teaching were caused by; first, the techniques applied by the teacher did not appeal to the students, which led to a lack of interaction in classroom, unpleasant and ineffective learning environment. Second, the researcher found that the students always faced problem in finding idea to write, did not know what to do if they want to start their writing. Also, some students felt frustate when they could not find the aproprate words. In other that, some students could not construct a good sentence, they did not know about punctuation, capitalization, space between words and word order.

These condition were caused by some factors such as the lack of students' motivation and interest in learning English, the lack of students' vocabulary, the students did not understand how to arrange the words in order to form a good sentence and create sentence into a good paragraph. Also, there was no interaction between student and teacher in teaching and learning English process, especially in writing. The teacher just gave score to the students without gave them feedback. For example, the teacher checked the students' task of writing without correction but just give them score. Thus, the students did not know their wrongness in writing. It caused by writing is not separated in English lesson

and allocation time was not enough. The most important factor that can influence students' achievement is the technique or method which is applied by teacher in learning process.

Dealing with those problems, the researcher was trying to solve this problem by STAR (Select, Teach, Apply and Revisit) Model. According to Fisher, STAR Model is one way students develop vocabulary by providing explicit and direct instruction.³ So that all students preparing themselves in writing. In STAR Model (Select, Teach, Apply and Revisit) the teacher select the best word that appropriate of the text before teach, it will be continued to activate the vocabulary focuses on the work that the student want to do, in other additional activities is revisit and unit review all activities to get more vocabularies. In the authors' work with teachers, the STAR model of explicit vocabulary instruction is often suggested. STAR stands for the following; select, teach, apply/ analyze/activate and revisit.⁴ This technique seems useful that teacher can use in his language teaching, especially in writing assignment, because it might improve the ability of students in writing.

According to Blachowicz in the STAR model, text structure is used to select comprehension words to teach directly. In addition, it is beneficial to provide direct instruction for words that are semantically related. By focusing on semantic relatedness of words, teachers help children to build new conceptual

³Blachowicz, Camille L.Z, Peter J Fisher, *Integrated Vocabulary Instruction: Meeting the of Diverse Learners in Grade K-5* (National Louis University: 2005), p. 7.

⁴Esa Regions 6 & 7, "On Target: Strategies to Built Student Vocabularies Grade 4-12", Retrieved from in <http://www.decd.sa.gov.au/northernadelaide/files/links/55strategies-vocabulary0801.pdf> (on August 22, 2016)

and relation networks. This section examines three specific ways in which words are semantically related - synonymy, antonym, and morphology (using meaning within words).⁵

In this research, the researcher chose STAR (select, teach, apply and revisit) Model because it can attract attention of the students to writing especially descriptive text. By STAR Model, can increase the physical activity of students and train the students concentration. Thus, STAR model is a creative and fun model.

B. Research Problems

1. How is using of STAR Model at MAN 1 Makassar?
2. How is the students' writing ability when using STAR Model at MAN 1 Makassar?
3. Is there any impact of using STAR Model on students writing ability at MAN 1 Makassar?

C. Research Objectives

1. To describe the using of STAR Model at MAN 1 Makassar.
2. To describe the students' writing ability when using STAR Model at MAN 1 Makassar.
3. Examine the impact of using STAR Model on students writing ability at MAN 1 Makassar.

⁵Blachowicz, Camille L.Z, Peter J Fisher, *Integrated Vocabulary Instruction: Meeting the of Diverse Learners in Grade K-5* (National Louis University: 2005), p. 8.

D. Research Significances

This research was expected to give valuable contribution to the students, lecturer, and next researchers.

1. For Students

The researcher expected all of the students can enjoy when they learn to write English by using Select, Teach, Apply and Revisit (STAR) Model and it can present happy and fun situation at the class. So, the students can increase their skill in writing. The STAR Model is one good method in teaching and learning process can also improve students' vocabulary that useful in students' write.

2. For Teacher

The researcher hoped that it can help the teacher to improve students' achievement. It was expected to give alternative contribution and information about the new method or new strategy in teaching especially in teaching writing for the senior high school.

3. For the next researcher

This research was expected to be able to give significance to the other researcher as a reference for further studies on similar topic.

E. Research Scope

The research focused on the using of STAR Model in order to get understanding to the students about writing. In writing ability focused on organization, punctuation, grammar, vocabulary, and content and descriptive

text focus on describing thing, place and person. The researcher conducted the research at the first grade of MAN 1 Makassar.

F. Operational Definition of Terms

1. Definition of Select, Teach, Apply and Revisit(STAR) Model

Using STAR Model is an ability in applying STAR Model that involving teacher and student to construct written text, which student focus on the important part of writing such as spelling, punctuation, capitalization, space between word, and vocabulary, that supported by teacher.

2. Definition students' writing ability

Students writing ability is learning outcome gotten from writing descriptive text that consist of writing components, organization, punctuation, grammar, vocabulary, and content.

CHAPTER II

REVIEW OF RELATED LITERATURE

A. Previous Related Research Findings

There are some previous findings of some researchers that have relation to this research such as follows:

1. Fitriani in her journal “*The Application STAR Model in Teaching Students’ Writing Ability at SMA 1 ALLA*”. The researcher focused on the students language use particularly grammar (simple present) and mechanic particularly (capitalization and spelling) In this case, the text used descriptive text. The researcher concluded STAR model was interesting and beneficial for the students who studied English as foreign language because can improve the students’ writing ability. It’s caused by the involvement of the students’ during the process. The researcher also conclude that using STAR Model can be used improve students’ writing ability, it can be seen from the different score of pre-test and post-test.¹
2. Arfah Hamzah in his journal “*Improving the Second Year Students’ Vocabulary Through Select, Teach, Apply And Revisit (Star) Model at Sma Negeri 1 Patampanua Kabupaten Pinrang*”. The researcher stated students’ vocabulary after using Select, Teach, Apply and Revisit (STAR

¹Fitriani, “The Application of Select, Teach, Apply and Revisit (STAR) Model in Teaching Writing Ability”, *A Thesis* (Makassar: Faculty of Teacher Training and Education Muhammadiyah University of Makassar, 2015), p.46.

Model Method) showed increasing score, it was proofed by the rate percentage of score in post-test was different, from 52 in experimental class to 78 and controlled class was a little greater from 52.75 to 55.25. The researcher concluded that using STAR Model can be used improve students' vocabulary mastery and using select, teach, apply and revisit (STAR) Model teaching vocabulary is effective at SMA Negeri 1 Patampanua Kabupaten Pinrang.²

3. Samsinar in her journal "*The Use of Field Trips Method in Teaching Writing Descriptive Text of The Second Year Students of SMA Negeri 2 Libureng Bone*". The researcher concluded that using field trips method can be used to improve students' writing ability. The students' achievement in writing descriptive text before getting field trips method was very poor. Different with the students' achievement after getting field trips was became good. She found that Field Trips Method gave the comfortable zone of student to write the descriptive text. It was also very helpful for student to activated their prior knowledge to do the task or assignment that given from the researcher.³
4. Nurul husnah in her thesis "*Improving Students' Ability in Writing Descriptive Essay Through Cubing Technique at The Second Year Students of MAS Yasrib Lapajung Watansoppeng*" stated that using

²ArfahHamzah, "Improving The Second Year Students' Vocabulary Through Select, Teach, Apply And Revisit (STAR) Model At Sma Negeri 1 Patampanua Kabupaten Pinrang", *A Thesis* (Makassar: Tarbiyah and Teaching Faculty of UIN Alauddin Makassar, 2011), p.38.

³Samsinar, "The Use of Field Trips Method in Teaching Writing Descriptive Text of the Second Year Students of Sma Negeri 2 Libureng Bone", *A Thesis* (Makassar: Tarbiyah and Teaching Faculty of UIN Alauddin Makassar, 2014), p. 37.

cubing technique can improve the students' writing ability in descriptive essay. It is proved from the result of the test increasing in every cycle, and also the students' enthusiasm in learning process. The researcher also suggests that in teaching English teacher should be creative to teach writing such as the use of various techniques like cubing technique.⁴

5. Muhaerain in her research entitled "*Increasing the Students' Ability in Writing Descriptive Text by Using Number Head Together Model to The Second Year of SMA Negeri 1 Sinjai Selatan*". The researcher focus on five criteria of good writing namely content, mechanics, organization, language use, and vocabulary. The researcher concluded that there was a significant difference between the students' ability in writing descriptive text before and after using number head together.⁵

B. Some pertinent ideas

1. The Concepts of Writing

a. Definition of writing

According to Bazerman and Prior writing is a kind of micro political activity in which people position themselves in relation to other people and groups in strategic ways.⁶ Another definition about writing comes from Nunan, he says that writing can be defined by a series of contrast: it is both a physical and a mental

⁴Nurul husnah, "Improving Students' Ability in Writing Descriptive Essay through Cubing Technique at The Second Year Students of Mas Yasrib Lapajung Watansoppeng", *A Thesis* (Makassar: Tarbiyah and Teaching Faculty of UIN Alauddin Makassar, 2014), p. 44.

⁵Muhaera, "Increasing The Students' Ability In Writing Descriptive Text By Using Number Head Together Model to The Second Year of SMA Negeri 1 Sinjai Selatan", *A Thesis* (Makassar: Tarbiyah and Teaching Faculty of UIN Alauddin Makassar, 2012), p. 35.

⁶Bazerman Charles and Prior Paul. *Writing does, and How it, Does it* (London: 2004), p. 10.

act, its purpose is both to express and impress and it is both a process and a product.⁷ The definition can be explained as follow: physical and mental mean that writing is physical action to pour some words or idea to some medium, while the same time our mental working to inventing ideas, thinking how to express into some words and arranging them into statements and paragraphs that able to be understood by the readers. Express and impress mean that a writer typically serves two masters, himself and his desires to express an ideas or feeling and readers. Process and product mean that a writer needs some steps of working to get a product of writing form. The writer must imagine, organize, draft, edit, read, and read.

Writing is defined by Harmer as a process and the influence of genre forces. It is a form of thinking, but it is thinking for a particular audience and a particular occasion⁸. Meyers define that writing is an action or a process of discovering and organizing ideas, putting them on a paper and reshaping and revising them.⁹ Widdowson in Yakkop define that writing is a communicative activity and so is carried out in accordance with certain general principles in which underline the use of language in communication.¹⁰ Another statement about writing comes from good in Yakkop define that writing is the graphic

⁷Nunan David, *Practical English Language Teaching* (New York: McGraw Hill, 2003), p. 88.

⁸ Harmer J, *How to Teach Writing* (New York: Logman, 2004), p. 86.

⁹ Meyers, Alan, *Gateways to Academic Writing: Effective Sentence Paragraph and Essay* (New York: Logman, 2005), p. 2.

¹⁰Yakkop in Musdalifah, *Cooperative Learning in Improving Writing Skill at SMU Nasional Makassar. A Thesis* (Makassar: Faculty of Teacher Training and Education Muhammadiyah University of Makassar, 2006), p. 28.

representation of a language that follows some systematic orders, pictures, or graphics symbols are not considered a form of writing unless they form part system that can be grasped by the readers familiar with the system. Richard define that writing is a way of expressing thought from mind to printing materials.¹¹ We can state that writing is a kind of activity where the writer puts all the ideas in his mind on the paper from words to sentences, sentences to paragraph and paragraph to essay.

Based on the definitions mentioned before, the researcher concludes that writing is a tool of communication which is used to transmit messages or ideas in our mind in written materials.

b. The Characteristic of a Good Writing

According to Mayers Alan, there are some characteristics of a good writing as state as follow; good writing reflects the writer's ability to use the appropriate voice, good writing reflects the writers' ability to organize the material, good writing reflects the writers' ability to write clearly and ambiguously, good writing reflects the writers' ability to write convincingly to interest readers, good writing reflects the writers' ability to criticize the first draft and revise it and the last good writing reflects the writers pride in manuscript the willingness to spell and punctuate accurately and to check word meanings and grammatical

¹¹Richard Jacket, *Longman Dictionary of Applied Linguistics* (England: Longman, 1997), p. 98.

relationship within the sentence before submitting the finished predict to the security of an audience.¹²

c. Components of Writing

Jacob et al. divided the components of writing into five area, they are content, organization, vocabulary, grammar and mechanic.¹³

1. Content

Kane stated that content should be clear so that the readers can understand the message conveyed and get information from it. A good content should be well unified and completed.¹⁴

2. Organization

Heaton stated that organization is the ability to develop ideas and topic which relevant in a united form. Organization writing involves coherence, order of importance, general to specific, specific to general, chronological order and spatial pattern.¹⁵

3. Vocabulary

Hughes stated that vocabularies are collection of words that are arranged into a sentences, paragraph, or essay. Good writing consists of

¹²Alan Mayers, *Gateways to Academic Writing: Effective Sentence Paragraph and Essay* (New York: Logman, 2005), p.95.

¹³Jacobs, Holly L, *Testing ESL Composition: A Practical Approach* (London: Newbury House Publisher Inc, 1981), p. 31.

¹⁴Thomas S. Kane, *Essential Guide to Writing* (New York: Oxford University Press, 2000), p. 15.

¹⁵J.B. Heaton, *Writing English Test* (New York: Longman, 1988), p. 135.

appropriate words in order that there is no misunderstanding from the audiences when they read his writing.¹⁶

4. Grammar

Harmer stated that writer should master grammar in order that she can

result good writing. Good writing is writing that has correct sentences, using appropriate tenses, words, and others.¹⁷

5. Mechanics

Kane stated that mechanics refers to the appearance of words, to how they are spelled or arranged on paper. Mechanics consists of capitalization, spelling, and punctuation.¹⁸

d. Types of Writing

Writing had four types, which are as follows; narrative, descriptive, explanatory and recount¹⁹. The story or ideas in narration are ordered, chronologically, starting from the beginning up to the end²⁰. Descriptive writing's main purpose is to describe. It is a style of writing that focuses on describing

¹⁶Arthur Hughes, *Testing for Language Teachers* (Cambridge: Cambridge University Press, 2003), p.101.

¹⁷Jeremy Harmer, *How to Teach English* (Malaysia: Longman, 2001), p. 35.

¹⁸Thomas S. Kane, *Essential Guide to Writing* (New York: Oxford University Press, 2000), p. 15.

¹⁹Fitriani, "The Application of Select, Teach, Apply and Revisit (STAR) Model in Teaching Writing Ability", *A Thesis* (Makassar: Faculty of Teacher Training and Education Muhammadiyah University of Makassar, 2015), p.17.

²⁰Kiki IndrayanaUdaPatmi, "Improving The Eleventh Grade Students' Ability in Writing Report Text by Using Time Table As Authentic Material at SMAN 1 Pulau Sembilan Kotabaru Regency". *A Thesis* (Makassar: Tarbiyah and Teaching Faculty of UIN Alauddin Makassar, 2016), p.15.

a character, an event, or a place in great detail. It can be poetic when the author takes the time to be very specific in his or her descriptions.²¹ Expository writing's main purpose is to explain. It is a subject-oriented writing style, in which authors focus on telling you about a given topic or subject without voicing their personal opinions. There are three kinds of expository composition, they are; explaining a process, stating an opinion and stating a definition²². The last recount, recount is a text which retells events or experience in the past. Its purpose is to retell events. The generic structures of recount are orientation-events-re-orientation. It has a similarity with the generic structures of narrative. The difference of recount text with narrative text only is in events.²³

2. Concept of Descriptive Text

a. Definition of Descriptive Text

According to Gerrot and Wignel, descriptive text is a text which conveys the characteristics of something or someone in detail to get clearer explanation. It is aimed at describing and revealing a particular person, place or thing.²⁴ Descriptive text is one of the expository writing. The description draws a

²¹ Syed Hunbbel Meer, "Four Different Types of Writing Styles: Expository, Descriptive, Persuasive, and Narrative, Retrieved from in <http://mgmpbig.wordpress.com/types-of-writing/> (on October 08, 2016)

²² Syed Hunbbel Meer, "Four Different Types of Writing Styles: Expository, Descriptive, Persuasive, and Narrative, Retrieved from in <http://mgmpbig.wordpress.com/types-of-writing/> (in October 08, 2016)

²³ Fitriani, "The Application of Select, Teach, Apply and Revisit (STAR) Model in Teaching Writing Ability", *A Thesis* (Makassar: Faculty of Teacher Training and Education Muhammadiyah University of Makassar, 2015), p.19.

²⁴ Gerrot, L. and Wignel P, *Making Sense of Functional Grammar* (New South Wales: Antipodean Educational Enterprises (AEE), 1994), p. 208.

picture, tries to convey the sound, taste, and smell of things or objects.

Whison, et.al. define that a descriptive text gives sense impressions about feeling, sound, taste, and look of things.²⁵ It helps the reader, through his/her imagination to visualize a scene or a person or to understand a sensation or an emotion. Depdiknas Explains that a descriptive text is a text that gives information about a particular person, thing, or animal.²⁶ A descriptive text is a text made by the writer to give a picture or something or person. Through a descriptive of a particular person, a reader can get impression about that person as if he/she see him /her. Based on the various definition above, it can be concluded that descriptive text is a text tells about what something, an animal, or a person looks like.

b. The Kinds of Descriptive Text

As a concept of writing, Pardiono identifies descriptive text into three kinds, they are describing place, people and thing.²⁷

1. Describing place is a text that describes the place looks, such as the condition, the situation etc.²⁸

²⁵Wishon, et.al, *Let's Write English* (New York: Litton Education Publishing, Inc.1980), p. 128.

²⁶Depdiknas, *GBPP Bahasa Inggris* (Jakarta: Dikdasmen, 2004), p. 136.

²⁷Pardiono in Fitriani, "The Application of Select, Teach, Apply and Revisit (STAR) Model in Teaching Writing Ability", *A Thesis* (Makassar: Faculty of Teacher Training and Education Muhammadiyah University of Makassar, 2015), p.24.

²⁸Samsinar, "The Use of Field Trips Method in Teaching Writing Descriptive Text of the Second Year Students of SmaNegeri 2 Libureng Bone", *A Thesis* (Makassar: Tarbiyah and Teaching Faculty of UIN Alauddin Makassar, 2014), p. 18.

2. Describing person is a text that describes or explains a person or character even famous people starting from the introduction which will be described and then mentioned and subject characteristics, behavioral and biological properties.²⁹
3. Describing thing is text that Description of thing is a text that describes the thing looks, such as the condition, function etc.³⁰

c. Purpose of Description

Dietsch divides three general purposes of Description: The first is to create imagery, a mood, or an aura of a place, the second to stimulate understanding and convince and the last is to urge the listener to action.³¹

d. Generic Structure of Descriptive Text

Based on Mulyono, the generic structure of descriptive paragraph consists of the identification that identifies the phenomenon and descriptive that describes the parts, the qualities, and the characteristic of the phenomenon³².

According to Luber the generic structure of descriptive text are identification and description. Identification introduces to the subject of the description. Description gives details of characteristic features, such as qualities, size,

²⁹Bahardiansyah, “*Definition of describing people*” Retrieved from in www.kinds-of-descriptive-text (on October 12, 2015)

³⁰Fitriani, “The Application of Select, Teach, Apply and Revisit (STAR) Model in Teaching Writing Ability”, *A Thesis* (Makassar: Faculty of Teacher Training and Education Muhammadiyah University of Makassar, 2015), p.22.

³¹ Betty Mattix Dietsch, *Reasoning and Writing Well: A Rhetoric, Research Guide, Reader, and Handbook*, p. 140.

³²Mulyono, *English Way2* (Jakarta: Quadra, 2009), p.22.

physical appearance, ability, habit, etc³³. Referring decide that identification can be used as topic sentence of the paragraph. After stating the identification, the writer has to provide some descriptions so that the reader will be able to picture the idea.

3. Concept of STAR Model

Fisher define Select, Teach, Apply and Revisit (STAR Model) is one way student develop vocabulary by providing explicit and direct instruction.³⁴In STAR Model (Select, Teach, Apply and Revisit) the teacher select the best word that appropriate of the text before teach, it will be continued to activate the vocabulary focuses on the work that the student want to do, in other additional activities is revisit and unit review all activities to get more vocabularies. In the authors' work with teachers, the STAR model of explicit vocabulary instruction is often suggested.³⁵STAR stands for the following; select, teach, apply/analyze/activate and revisit.

For good instruction in the teacher's first task is to select the best word to receive instructional attention. One way to select comprehension words, those words that are essential to the understanding of a selection, is to use story or text structure to analyze the selection. After drawing a story or text map, select the four to six without which the selection cannot be retold or summarized. When

³³Juliant Luber, "Descriptive Text", Blog Juliant Luber, Retrieved from in <http://juliantluber.blogspot.sg/2014/04/descriptive-text.html> (on October 24th 2016)

³⁴Blachowicz, Camille L.Z Fisher, Peter. *Integrated Vocabulary Instruction: Meeting the of Diverse Learners in Grade K-5* (National Louis University: 2005), p. 7.

³⁵Esa Regions 6 & 7, "On Target: Strategies to Built Student Vocabularies Grade 4-12", Retrieved from in <http://www.decd.sa.gov.au/northernadelaide/files/links/55strategies-vocabulary0801.pdf> (on August 22, 2016)

these words are chosen, look for other words that have a likelihood of being encountered some other time in reading but that might not be central to this selection.

The first challenge in teaching specific word meanings directly lie in deciding which words to teach. Several frameworks for this selection process exist. In addition, the following questions may be useful in helping the instructor make this selection: How important is the word to the reading selection or theme of study? How useful is the word outside of the selection or theme? Is this a word that students might learn independently, perhaps through context? Is this a word that will heighten students' enthusiasm for word learning? In general, it has been found that four types of words are good candidate for explicit instruction: comprehension words, useful words, academic words, and generative words.³⁶

Teach is the second part of the STAR model and it is helpful to think of the teaching to be done before, during and after reading. It is important to make accessible any concepts that are essential to understanding what is to be read and that are not well explained by context. A teacher might choose to explain a word by giving a sentence containing contextual information, asking students to be active in generating some aspects of a definition and asking them to use the word while giving feedback, and finishing with a summary or elaborative definition.

Many teachers use Knowledge ratings as part of their Before Reading routine to help them decide on the words they do not need to teach because they

³⁶Blachowicz, Camille L. and Fisher, Peter. *Integrated Vocabulary Instruction: Meeting the needs of Diverse Learners in Grade K-5*. (National Louis University: 2005), p. 6.

are well established in their students' vocabularies. This simple process invites students to select one of the following ratings for each word to be taught: Can Define/Use, Heard It, or Don't Know.³⁷ Similarly, teachers always check on important words explained in context as part of their after reading routine to make sure that students were able to infer their meanings. However, no matter how carefully words are selected, it will always be necessary to differentiate instruction for the students in the classroom and the nature of the word-learning task.

Apply is the third step model, refers to work done by the students with the new word. During reading, it is useful to "assign" each new word to a student, a pair or a team. Their role is to find that word when it is used, mark it with an adhesive note or paper clip, and be ready to read how the author used it in context, analyze its meaning and present a definition to the class (using references is necessary) and, finally, use it in a personal context.

In the last step in the model is *Revisit*, the critical words are used in discussion for comprehension. Because they have been chosen as essential to understanding the text, they will come up naturally in discussion and teacher questioning, writing after reading, and other tasks, ensuring that they are heard, read, written, and used. In addition, students may revisit new words through review, games, writing, and in many other ways. It is useful to have students keep personal vocabulary notebooks for recording new words, as well as related writing, illustrations, graphic organizers, and semantic maps.

³⁷ *Ibid.*, p. 7.

In the STAR model, text structure is used to select comprehension words to teach directly. In addition, it is beneficial to provide direct instruction for words that are semantically related. By focusing on semantic relatedness of words, teachers help children to build new conceptual and relation networks. This section examines three specific ways in which words are semantically related - synonymy, antonym, and morphology (using meaning within words).

C. Theoretical Framework

There are some problems faced by the first grade students of MAN 1 Makassar in writing descriptive text, such as they do not have many vocabularies so that they do not interest to write although they have a dictionary. Also, when they construct a written text, most of them do not know about grammatical sentences and generic structure of descriptive text. It is assumed that writing especially descriptive text at the first grade students of MAN 1 Makassar is still low. Because the lack of students' motivation and interest in writing, and the lack of students' vocabulary. In addition, the students do not understand constructing written text from words into a good sentence and sentences into a good paragraph.

STAR Model is a technique which student and teacher work together to construct written text and focus on punctuation, capitalization, and mechanic by using STAR Model, the learning and teaching process is more interactive, because students will be more aware of new vocabulary, build on individual student writing abilities, teacher will help the students in arrange sentence and the end teacher will revise student's writing. It is different that occur at the first

grade students of MAN 1 Makassar which the teacher just gives the score without correction on their writing descriptive text so that the learning and teaching process are not interactive because there are no feedbacks. It assumed that there is impact of using STAR Model on students writing ability will more effective. Because this technique, the students have interaction with the teacher directly in writing, especially in writing descriptive text.

D. Hypothesis

1. Alternative hypothesis (Ha) :

- a. Ha : There is significant impact of using of STAR Model on students' writing ability at MAN 1 Makassar.

The statistic hypothesis formula is:

$$H_a = \bar{x}_1 - \bar{x}_2 \text{ or } \bar{x}_1 \neq \bar{x}_2$$

2. Null hypothesis (Ho) :

- a. Ho : There is no significant impact of using of STAR Model on students' writing ability at MAN 1 Makassar.

The statistic hypothesis formula is:

$$H_0 = \bar{x} - \bar{x}_2 = 0, \text{ or } \bar{x}_1 = \bar{x}_2$$

CHAPTER III

RESEARCH METHOD

A. Research Design

This research applied pre-experimental design. Pre-Experimental research is conducted without a control group. In this research, the group was given a pre-test before the experimental treatment. After, the treatment finished, the post test was administered to know the achievement. The effectiveness of the instructional treatment was measured by comparing the average score of the pre-test, then it was concluded that the instructional treatment was effective. In addition, in test measured components of writing, they are organization, punctuation, grammar, vocabulary, and content. Another name for this Pre-Experimental Design was One-Group Pre Test-Post Test Design (Latief).¹ The design which was used in this research was pre-experiment with the one group pretest-posttest design. This design involved a single group that is pretested (O_1), exposed to a treatment (X), and post-tested (O_2). The success of the treatment was determined by comparing pretest and posttest scores.

Gay stated that the One-Group Pre Test-Post Test design was presented as follows:²

$$O_1 \text{ ————— } X \text{ ————— } O_2$$

Where:

¹Muhammad Adnan Latief, *Research Methods on Language Learning: An Introduction* (Malang: UM Press, 2013), p. 96.

²L.R Gay, *Educational research: Competencies for Analysis and Applications* (8th Ed; United States of America: Pearson Education, 2006), p. 252.

O₁ : Pre-test

X : Treatment

O₂ : Post-test

B. Research Variables

In this research, there were two variables, they were independent variable (X) and dependent variable (Y). Independent variable was a factor which was manipulated by the writer to determine the relationship between the phenomena observed or the cause of dependent variable. While dependent variable is a factor which is observed and measured to determine the effect of independent variable.

1. Independent variable

The independent variable (X) was the use of STAR Model in teaching English because this approach can improve the students' writing ability, especially descriptive text.

2. Dependent Variable

The dependent variable (Y) was students' writing ability in descriptive text because it can be impact by STAR Model.

C. Population and Sample

1. Population

According to Arikunto the population is the whole of research subject, where as sample is a part of population. Population in this research was taken from the second year students of MAN 1 Makassar in academic year 2016/2017. There was ten classes of this school, they were X MIPA 1 which consisted of 38students, same with X MIPA 2, X MIPA

3 and X-MIPA 4 consisted of 38 students and than X-Ips 1 – X-Ips 5 consisted of 37 students and the last class was X-Agama consisted of 37 students. The total number of population was 374 students.

2. Sample

The sample in this research were chosen by purposive sampling, in order to examine the entire population. As Arikunto stated that if someone want to research in all of elements in research area, so the research named by population research.³ The research involving one clas was taken as an experiment group in firts year because the students in the class were suitable for researcher's expectation. In another idea, the English teacher recommended this class because of the students in this class has skill spread evenly. Therefore, the researcher took X MIPA 2 that consisted 38 students.

D. *Research Instrument*

To help obtain the data, research instrument employed in this research was test which shas purpose to figure out the number the students writing ability. The test consisted of pre-test and post-test. The students were given pre-test before the treatment. Pre-test was used to find out the students writing ability and it was given to the students at the first meeting before giving the treatment. Post-test was used to know whether there was an improvement of the students' writing after being treated select, teach, apply and revisit (STAR) Model. In this

³Suharsimi Arikunto, *Prosedur Penelitian* (15th Ed; Jakarta: Rineka Cipta, 2013), p. 177.

research, the text was taken from the next. In the test, the students would be writing to the text, it was an individual test.

E. Data Collecting Procedure

The procedures of collecting data were describe as follow;

1. Pre-test

Before applying STAR Model or doing the treatment, students were given pre-test to know their achievement in writing, researcher asked the students to write descriptive text based on the prepared topic.

2. Treatment

After giving the pre-test, the students got treatment by using STAR Model. This process was conducted for fourth meetings. Some steps of treatments were:

- a. firstly, The researcher explained descriptive text and gave example
- b. At the second meeting, the researcher gave treatment. It was in the form of teaching and learning process by using STAR model then the students wrote a descriptive text.
- c. At the third meeting, the researcher taught descriptive text about describing place and applied STAR Model, then the students wrote a descriptive text.
- d. At the fourth meeting, the students made descriptive text about describing people and applied STAR Model.

3. Post-test

After applying the treatment, the researcher gave post-test to the students to obtain data, whether there was any progress or improvement of

writing at the first grade MAN 1 Makassar after applying treatment namely through STAR Model or not.

F. *Data Analysis Technique*

In analyzing the data, researcher collected through the pre-test and post-test, the researcher used the procedure as follows:

1. Classifying the students' scores using the following scales:
 - a. Scoring and classifying the students' writing ability as suggested by Brown.⁴

Here are explained the detailed of the explanation above with its criteria:

Table 3.1.
Students writing scoring in content

No	Classification	Score	Criteria
1	Excellent to good	20-18	Essay addresses the assigned topic, the ideas are concrete and thoroughly developed: no extraneous material, essay reflects thought.
2	Good to adequate	17-15	Essay addresses the issues but misses some points; ideas could be more fully developed; some extraneous material is present.
3	Adequate to fair	14-12	Development of ideas not complete or essay is somewhat off the topic;

⁴H. Douglas Brown, *Language Assessment: Principle and Classroom Practices* (United States of America: Pearson Education, 2004), p. 244.

4	Unacceptable –not	11-6	paragraphs aren't divided exactly right. Ideas incomplete; essay does not reflect careful thinking or was hurriedly written; inadequate effort in area of content.
5	College-level work	5-1	Essay is completely inadequate and does not reflect college-level work; no apparent effort to consider the topic carefully.

Table 3.2.
Students' writing scoring in organization (Introduction, body and Conclusion)

No	Classification	Score	Criteria
1	Excellent to good	20-18	Appropriate title, effective introductory paragraph, topic is stated, leads to body; transitional expressions used; arrangement of material shows plan (could be outline by reader), supporting evidence given for generalization; conclusion logical and complete.
2	Good to adequate	17-15	Adequate title, introduction and conclusion; body of essay is

			acceptable, but some evidence may be lacking some ideas aren't fully develop; sequence is logical but transitional may be absent or misused.
3	Adequate to fair	14-12	Mediocre or scant introduction or conclusion; problems with the order of ideas in body; the generalization may not be fully supported by the evidence given; problems of organization interfere.
4	Unacceptable -not	11-6	Shaky or minimally recognizable introduction; organization can barely be seen; severe problems with ordering of ideas; lack of supporting evidence; conclusion weak or illogical effort at organization.
5	College-level work	5-1	Absence of introduction or conclusion; no apparent organization of body; severe lack of supporting evidence; writer has not made any effort to organize the

			composition (could not be outline by reader).
--	--	--	---

Table 3.3.
Students' writing scoring in punctuation, spelling, and mechanics

No	Classification	Score	Criteria
1	Excellent to good	20-18	Correct use of English writing conventions; left and right margins, all needed capitals, paragraph, indented, punctuation and spelling very neat.
2	Good to adequate	17-15	Some problems with writing conventions or punctuation; occasional spelling errors; left margin correct; paper is neat and legible.
3	Adequate to fair	14-12	Uses general writing conventions but has errors; spelling problems distract reader; punctuation errors interfere with ideas.
4	Unacceptable -not	11-6	Serious problems with format of paper; parts of essay not legible; errors in sentence punctuation and final punctuation; unacceptable to educated readers.
5	College-level work	5-1	Complete disregard for English writing conventions; paper illegible; obvious

			capitals missing, no margins, and severe spelling problems.
--	--	--	---

Table 3.4.
Students' writing scoring in grammar

No	Classification	Score	Criteria
1	Excellent to good	20-18	Native-like fluency in English grammar; correct use of relative clauses, preposition, modals, article, verb forms, and tense sequencing; no fragments or run-on sentence.
2	Good to adequate	17-15	Advanced proficiency in English grammar; some grammar problems don't influence communication, although the reader is aware of them
3	Adequate to fair	14-12	no fragments or run on sentence. Ideas are getting through to the reader, but grammar problems are apparent and have a negative effect on communication; run-on sentences or fragments presents.
4	Unacceptable —not	11-6	Numerous serious grammar problems interfere with communication of the
5	College-level work	5-1	

			<p>writer's ideas; grammar review of some areas clearly needed; difficult to read sentences.</p> <p>Severe grammar problems interfere greatly with the message; reader can't understand what the writer was trying to say; unintelligible sentence.</p>
--	--	--	---

Table 3.5.
Students' writing scoring in vocabulary

No	Classification	Score	Criteria
1	Excellent to good	20-18	Precise vocabulary usage of parallel structures; concise; register well.
2	Good to adequate	17-15	Attempts variety; good vocabulary; not wordy; register ok; style fairly
3	Adequate to fair	14-12	concise.
4	Unacceptable –not	11-6	Some vocabulary misused; lack awareness of register; may be too wordy.
5	College-level work	5-1	Poor expression of ideas problems in vocabulary; lack variety of structure. Inappropriate use of vocabulary; no concept of register or sentence

			variety.
--	--	--	----------

Table 3.6.
Classifying the score of students by using following scale:

No	Classification	Score
1.	Very Good	91-100
2.	Good	76-90
3.	Fair	61-75
4.	Poor	51-60
5.	Very Poor	Less than 50

2. Calculating the data collecting from the students in answer the test, the researcher used formula to get mean score of the students as follows:⁵

$$\bar{X} : \frac{\sum X}{N}$$

Where:

\bar{X} = Means score

\sum = The sum of all score

N = The total number of subject.

3. Finding out the standard deviation the students' score in pre-test and post-test by calculating the value of the test:⁶

⁵L.R Gay, *Educational research: Competencies for Analysis and Applications* (London: 2006), p. 320.

⁶*Ibid.*, p. 321.

$$SD = \frac{\sqrt{\sum x^2 - \frac{(\sum x)^2}{N}}}{N-1}$$

Where:

SD : Standard deviation

$\sum x$: The sum of all score

$\sum x^2$: The sum square of all sore

N : Total number of students

4. To find out the significant differences between the score of pre-test and post-test by using the formula:⁷

$$t = \frac{\bar{D}}{\sqrt{\frac{\sum D^2 - \frac{(\sum D)^2}{N}}{N(N-1)}}$$

Where:

t = Test of signification difference,

\bar{D} = Means score,

$\sum D$ = The sum of all score,

N = The total number of subject.

5. To find out the mean score differences by using the formula:

$$\bar{D} = \frac{\sum D}{N}$$


⁷Zainal Arifin, *Penelitian Pendidikan* (Bandung: PT Remaja Rosdakarya, 2012), p. 281.

Where:

\bar{D} : The mean of the differences score,

$\sum D$: The sum of the differences score,

N : The total number of the students.



CHAPTER IV

FINDING AND DISCUSSION

A. Finding

The finding of this research dealt with the students score of pre-test and post-test, the frequency distribution and percentage of the students' score, the mean score and standard deviation, the t-test value and the hypothesis testing. The findings were described as follows.

a. The Frequency Distribution and Percentage of Students' Pre-Test and Post-Test

Table 4.1.
The Frequency Distribution and Percentage of the Students' Pre-Test Score.

No.	Classification	Score	F	%
1.	Very Good	91 – 100	0	0
2.	Good	76 – 90	0	0
3.	Fair	61 -75	8	21.05
4.	Poor	51 -60	20	52.64
5.	Very Poor	Less than 50	10	26.31
Total			38	100%

Table 4.1 above shows the frequency and the percentage of the students' pre-test. There is no students got very good and good score, 8 (21.05%) students

obtained fair score, 20 (52.64%) students got poor score, and 10 (26.31%) students got very poor score. From the result it can be concluded that the students' writing achievement on pre-test range fair to very poor classification.

Table 4.2.
The Frequency Distribution and Percentage of the Students' Post-Test Score

No.	Classification	Score	F	%
1.	Very Good	91 – 100	2	5.26
2.	Good	76 – 90	31	81.58
3.	Fair	61 -75	5	13.16
4.	Poor	51 -60	0	0
5.	Very Poor	Less than 50	0	0
Total			38	100%

Table 4.2. above shows the frequency and the percentage of the student's post-test 2 (5.26%) students got very good score, 31 (81.58%) students got good score, 5 (13.16%) students got fair score and none of students got poor and very poor score. From the result it can be concluded that the students' writing achievement on post-test range very good to fair classification.

Based on the result above, it can be concluded that the rate percentage in the post-test was higher than the percentage in the pre-test.

b. The Frequency Distribution and Percentage of Writing Components in Pre-Test and Post-Test

Table 4.3.
The Frequency Distribution and Percentage of Students' Score for Organization

No	Classification	Score	Pre-Test		Post-Test	
			F	(%)	F	(%)
1.	Excellent to good	20 - 18	0	0%	10	26.31%
2.	Good to adequate	17 - 15	5	13.16%	22	57.9%
3.	Adequate to fair	14 -12	17	44.73%	6	15.79%
4.	Unacceptable-not	11 - 6	14	36.85%	0	0%
5.	College-level work	5 - 1	2	5.26%	0	0%
Total			38	100%	38	100%

The table 4.3. showed that the frequency distribution and percentage of students' score for organization in pre-test and post-test. From the table above, it showed that it had significant increasing of the percentage of the students score which in the pre-test only 13.16% students were in the good to adequate classification, but after giving the treatment there was improvement with the students' score 57.9% students that reached this classification in post-test. Meanwhile, in unacceptable-not classification the percentage of the frequency of the students' score was 36.85% in pre-test then lessen on to 0%. Adequate to fair classification showed a reduction, and excellent to good classification showed an

improvement. The means had an upgrading with the students' writing ability especially in organization assessment after giving the treatment.

Table 4.4.
The Frequency Distribution and Percentage of Students' Score for Punctuation

No	Classification	Score	Pre-Test		Post-Test	
			F	(%)	F	(%)
1.	Excellent to good	20 - 18	0	0%	9	23.68%
2.	Good to adequate	17 - 15	2	5.27%	22	57.9%
3.	Adequate to fair	14 - 12	18	47.37%	7	18.42%
4.	Unacceptable-not	11 - 6	17	44.73%	0	0%
5.	College-level work	5 - 1	1	2.63%	0	0%
Total			38	100%	38	100%

The table 4.4. showed that the frequency distribution and percentage of students' score for punctuation in pre-test and post-test. From the table above, it showed that it had significant increasing of the percentage of the students score which in the pre-test only 5.27% students were in the good to adequate classification, but after giving the treatment there was improvement with the students' score 57.9% students that reached this classification in post-test. Meanwhile, in adequate to fair classification the percentage of the frequency of the students' score was 47.37% in pre-test then lessen on to 18.42%. Unacceptable-not classification showed a reduction, and excellent to good classification showed an

improvement. The means had an upgrading with the students' writing ability especially in punctuation assessment after giving the treatment.

Table 4.5.
The Frequency Distribution and Percentage of Students' Score for Grammar.

No	Classification	Score	Pre-Test		Post-Test	
			F	(%)	F	(%)
1.	Excellent to good	20 - 18	0	0%	5	13.15%
2.	Good to adequate	17 - 15	0	0%	30	78.95%
3.	Adequate to fair	14 - 12	8	21.05%	3	7.9%
4.	Unacceptable-not	11 - 6	28	73.69%	0	0%
5.	College-level work	5 - 1	2	5.26%	0	0%
Total			38	100%	38	100%

The table 4.5. showed that the frequency distribution and percentage of students' score for grammar in pre-test and post-test. From the table above, the same cases of excellent to good and good to adequate classification showed that it had significant increasing of the percentage of the students score which in the pre-test 0% student were in the good to adequate classification, but after giving the treatment there was improvement with the students' score 66.67% students that reached this classification in post-test, also in pre-test 0% student were in excellent to good classification but in post test increase to 23.33%. Meanwhile, in adequate to fair classification the percentage of the frequency of the students' score was 40%

in pre-test then lessen on to 15%. Unacceptable-not and college-level work classification showed significant reduction, where in post test 0% student in the classifications. The means had an upgrading with the students' writing ability especially in grammar assessment after giving the treatment.

Table 4.6.
The Frequency Distribution and Percentage of Students' Score for Vocabulary

No	Classification	Score	Pre-Test		Post-Test	
			F	(%)	F	(%)
1.	Excellent to good	20 - 18	0	0%	12	31.58%
2.	Good to adequate	17 - 15	2	5.26%	22	57.9%
3.	Adequate to fair	14 - 12	21	55.27%	4	10.52%
4.	Unacceptable-not	11 - 6	13	34.21%	0	0%
5.	College-level work	5 - 1	2	5.26%	0	0%
Total			38	100%	38	100%

The table 4.6. showed that the frequency distribution and percentage of students' score for vocabulary in pre-test and post-test. From the table above, the excellent to good classification in pre test 0% student but in the post test increase to 31.58% and good to adequate classification showed that it had significant increasing of the percentage of the students score which in the pre-test 5.26% student were in the good to adequate classification, but after giving the treatment there was improvement with the students' score 57.9% students that reached this

classification in post-test. Meanwhile, in adequate to fair classification the percentage of the frequency of the students' score was 55.27% in the pre-test then lessen on to 10.52%. unacceptable-not and college-level work classification showed significant reduction, where in post test 0% student in the classifications. The means had an upgrading with the students' writing ability especially in vocabulary assessment after giving the treatment.

Table 4.7.
The Frequency Distribution and Percentage of Students' Score for Content

No	Classification	Score	Pre-Test		Post-Test	
			F	(%)	F	(%)
1.	Excellent to good	20 - 18	0	0%	12	31.58%
2.	Good to adequate	17 - 15	5	13.15%	22	57.9%
3.	Adequate to fair	14 - 12	9	23.68%	3	7.89%
4.	Unacceptable-not	11 - 6	20	52.63%	1	2.63%
5.	College-level work	5 - 1	4	10.52%	0	0%
Total			38	100%	38	100%

The table 4.7. Showed that the frequency distribution and percentage of students' score for content in pre-test and post-test. From the table above, in excellent to good classification the percentage of the students score which in the pre-test 0% and good to adequate classification showed that it had significant increasing of the percentage of the students score which in the pre-test 13.15%

student were in the good to adequate classification, and after giving the treatment there was improvement with the students' score 57.9% students that reached this classification in post-test, also in pre-test 0% student were in excellent to good classification but in post test increase to 31.58%. In adequate to fair classification the percentage of the frequency of the students' score was 23.68% in pre-test then lessen on to 7.89%. Meanwhile, unacceptable-notclassification the percentage of frequency of the students' score 52.63% in pre-test but in post-test percentage of frequency of the students' score 2.63 and college-level work classification showed significant reduction, where in post test 0% student in the classifications while in post test 10.52%. The means had an upgrading with the students' writing ability especially in content assessment after giving the treatment.

c. The mean score and standard deviation of pre-test and post-test

After calculating the result of students' pre-test and post-test, the mean score and standard deviation are presented in the following table:

Table 4.8.
The mean score and standard deviation of pre-test and post-test

Test	Mean Score	Standard Deviation
Pre-test	53.5	10.68
Post-test	81.63	5.87

Table 4.8 above shows the mean score of students' pre-test was 53.5, it was indicated in poor score classification and the mean score of students' post-test was

81.63, it was indicated in good score classification. The standard deviation of pre-test was 10.68 and the standard deviation of post-test was 5.87. The mean score of the students' post-test was higher than the mean score of the students' pre-test, while the standard deviation of the students' pre-test was higher than the standard deviation of the students' post-test.

d. T-test Value

In order to know whether or not the mean score is significantly different between two variables (pre-test and post-test), at the level significance 0.05 with degrees of freedom (df) $N-1$, where N is number of students (38), t-test for non independent sample was applied. The following table shows the result of the calculation:

Table 4.9.
The t-test value of the students' writing achievement

Variable	T-test value	T-table value
$X_2 - X_1$	23.44	2,021

For the level of significance (p) = 0.05 and the degree of freedom = 37, then t-table value is 2.021. Thus, the value of the t-test was greater than the t-table ($23.44 > 2.041$) it means that there is a significant difference between the pre-test and post-test of the students' writing achievement after being taught writing descriptive text by interactive writing technique. In other word, Select, Teach,

Apply and Revisit (STAR) Model is an appropriate way to improve the students' writing ability.

e. Hypothesis Testing

Table 4.10.
The Result of hypothesis

Mean Score		Value	
Pre-test	Post-test	T-test value	T-table value
53.5	81.63	23.44	2.021

The result of the statistical analysis of t-test at the level significance 0.05 with the degree of freedom (df) = N-1, whether N=38 indicated that there was a significant difference between the mean score of pre-test and post-test. The mean 53.5 score of pre-test was and the mean score of the post-test was 81.63. The t-test value was greater than the t-table value is $23.44 > 2.021$. Therefore, alternative hypothesis (H1) was accepted and null hypothesis (H0) was rejected.

Based on the result, it can be concluded that there was a significant difference between pre-test and post-test students' writing ability after giving treatment by using STAR Model. The difference shows the improvement based on the result of the students' test.

B. Discussion

STAR Model is a suitable model applied in the classroom in teaching writing. This model helped the students to improve their writing ability. In this study, several things have been inferred logically. First, for classes, they were

inclined to have similar problem; they are difficult to find idea to write. For example, when they were conducting a pretest, most of them did not want to write and most of them could not answer the test or did not answer the test. Second, before applying STAR Model, the students' ability was very different. Most of the students were in the lowest level; fair, poor and very poor. Third, after applying the STAR Model, the data showed their improvement in writing. Most of them were in good and very good score. On the other hand, none of them was in the poor and very poor.

The result of the data analysis through the writing test showed that the students' writing ability in organization has increased. It was indicated by the students' score in pre-test and post. The mean score of the students in the pre-test (13.16%) students were in the good to adequate classification, but after giving the treatment there was improvement with the students' score in a post-test (57.9%). Meanwhile, in unacceptable-not classification the percentage of the frequency of the students' score was 36.85% in pre-test then lessened to 0%. Adequate to fair classification showed a reduction, and excellent to good classification showed an improvement.

The result of the data analysis through the writing test showed that the students' writing ability in punctuation has increased. It is indicated by the students' score in pre-test and post. The mean score of the students in the pre-test (5.27%) were in the good to adequate classification, but after giving the treatment there was improvement with the students' score in a the post-test (57.9%). Meanwhile, in

adequate to fair classification the percentage of the frequency of the students' score was 47.37% in pre-test then lessen on to 18.42%. Unacceptable-not classification showed a reduction, and excellent to good classification showed an improvement.

The improvement of the students' grammar by STAR Model could give effective. From the improvement showed that students score in pre-test and post-test. The pre-test 0% student were in the good to adequate classification, but after giving the treatment there was improvement with the students' score 66.67% students that reached this classification in post-test, also in pre-test 0% student were in excellent to good classification but in post test increase to 23.33%. Meanwhile, in adequate to fair classification the percentage of the frequency of the students' score was 40% in pre-test then lessen on to 15%. Unacceptable-not and college-level work classification showed significant reduction, where in post test 0% student in the classifications.

In vocabulary, it is indicated by the students' score in pre-test and post-test, the percentage of classification excellent to good classification in pre test 0% student but in the post test increase to 31.58% and good to adequate classification showed that it had significant increasing of the percentage of the students score which in the pre-test 5.26% student were in the good to adequate classification, but after giving the treatment there was improvement with the students' score 57.9% students that reached this classification in post-test. Meanwhile, in adequate to fair classification the percentage of the frequency of the students' score was 55.27% in the pre-test then lessen on to 10.52%. unacceptable-not and college-level work

classification showed significant reduction, where in post test 0% student in the classifications. Based on the table 4.7. Showed that the frequency distribution and percentage of students' score for content in pre-test and post-test. In excellent to good classification the percentage of the students score which in the pre-test 0% and good to adequate classification showed that it had significant increasing of the percentage of the students score which in the pre-test 13.15% student were in the good to adequate classification, and after giving the treatment there was improvement with the students' score 57.9% students that reached this classification in post-test, also in pre-test 0% student were in excellent to good classification but in post test increase to 31.58%. In adequate to fair classification the percentage of the frequency of the students' score was 23.68% in pre-test then lessen on to 7.89%. Meanwhile, unacceptable-notclassification the percentage of frequency of the students' score 52.63% in pre-test but in post-test percentage of frequency of the students' score 2.63 and college-level work classification showed significant reduction, where in post test 0% student in the classifications while in post test 10.52%.

Analysis of the mean score in the post-test ensures if STAR Model is more effective. The mean score of the post-test was 81.63 and 53.5 for pre-test. Furthermore, the analysis of t-test value (23.44) was higher than t-table(2.021). The explanation shows high increasing. It means that there was significant improvement of the students writing ability using STAR Model at MAN 1 Makassar, so the alternative hypothesis (H_a) was accepted.

To sum up, based on the result of this study, which shows the students' scores were much higher after the treatment using STAR Model. The use of STAR Model was surely beneficial to improve the students' writing ability. Some statements from experts that can support this thesis. According to Fisher (2005) explains that STAR Model could be used to improve the students' vocabulary because they can encourage the students in learning writing. It means increased students' vocabulary and more encourage students in writing.

It is also supported by Fitriani's statement who said that STAR Model was able to develop the students' writing achievement. Her finding in SMAN 1 Alla. It showed a significant difference in students' writing achievement between students' who taught by STAR Model and those who are taught by using conventional method. Based on the result of the test, the process of learning English using STAR Model as writing teaching technique in MAN 1 Makassar could help the students to participate individually in writing process, so they could improve their writing achievement. Besides, the students who had been taught using STAR Model felt more fun and they were not bored in the classroom.

In summary, the researcher asserted that Select, Teach, Apply And Revisit (STAR) Model is one of various model that useful in teaching writing. There were some points that STAR Model in teaching writing was effective. They were: STAR Model can attract attention of the students to writing, can increased the physical activity of the students and train the students concentration.

CHAPTER V

CONCLUSION AND SUGGESTION

A. Conclusion

Based on the result of the data analysis, research findings, and discussion in the previous chapter, the researcher concluded that:

1. The use of Select, Teach, Apply and Revisit (STAR Model) was effective in teaching writing ability at the first grade of MAN 1 Makassar.
2. The students' writing ability in descriptive text before given the treatment (STAR Model) was very low which the score was 26, that means score under the standard. Meanwhile, the students' writing ability in descriptive text improved after applying STAR Model. The improvement when pre-test the low score is 32 and the high score is 71 with the mean score 53.5. Meanwhile after gave treatment (STAR Model) in post test the low score is 65 and the high score is 92 with the mean score 81.63.
3. There is an impact of using Select, Teach, Apply and Revisit (STAR) Model on students' writing ability at MAN 1 Makassar. STAR Model is very enjoyable for the students. It had been seen when the researcher gave them materials about STAR Model in the class. STAR Model makes the students easy to write because they were helped interactively by other students and teacher when they found difficulties. Also, the technique help the students to improving vocabulary that useful in students' write.

B. Suggestion

In relation to the conclusion above, the researcher would like to suggest the following points:

1. For the Teachers

The English teacher should be more creative and give motivation when teacher transfer the knowledge of English to the students so they can easily receive and understand the materials. It will be better if English teacher finds out the appropriate and interesting technique related to the material. Besides, to give contribution to English teacher that teaching writing using STAR Model is more interesting.

2. For Students

The use of STAR Model will help the students to participate individually in process of writing. So the students can improve their achievement in writing.

3. For the Next Researcher

Using Select, Teach, Apply and Revisit Model was proven effective in teaching students' writing, so it is suggested for further researcher to find out the significance of STAR Model in other skills and levels.

BIBLIOGRAPHY


- Arikunto, Suharsimi. *Prosedur Penelitian; Suatu Pendekatan Praktek*. Jakarta: PT. Rineka Cipta. 2013.
- Bazerman Charles and Prior Paul 2004, *Writing does, and How it, Does it* London
- Blachowicz, Camille L. Z. and Fisher, Peter. *Integrated Vocabulary Instruction: Meeting the Needs of Diverse Learners in Grades K-5*. National Louis University. 2005.
- Cohen, A. D. 1994. *Assesing Writing Ability in the Classroom*, 2nd ed. Boston : Heinle and Heinle publishers.
- Depdikbud. 1985. *Kurikulum SLTP GBPP Bidang Studi Bahasa Inggris*. Jakarta: Depdikbud
- Depdikbud. 2004. *GBPP Bahasa Inggris*. Jakarta: Dikdasmen.
- Esa Regions 6 & 7. 2006. *On Target: Strategies to Built Student Vocabularies* Grade 4-12. Retrieved August 22, 2016
- Fitriani, *The Application of Select, Teach, Apply and Revisit (STAR) Model in Teaching Writing Ability*. (Makassar. Thesis UNISMUH Makassar 2015)
- Gay, L R. *Education Research: Competencies for Analysis and Application. Second Addition*; A Bell & Howel Company: London. 2006.
- Gerrot, L. and Wignel, P. 1994. *Making Sense of Functional Grammar*. New South Wales: Antipodean Educational Enterprises (AEE).
- Hamzah, Arfah. *Improving The Second Year Students' Vocabulary Through Select, Teach, Apply And Revisit (Star) Model At Sma Negeri 1 Patampanua Kabupaten Pinrang*. (Makassar. Thesis UIN Alauddin 2011).
- Harmer, J (2004). *How to teach Writing*. New york: Longman
- Husnah, Nurul. *Improving Students' Ability in Writing Descriptive Essay through Cubing Technique at The Second Year Students of Mas Yasrib Lapajung Watansoppeng* (Makassar. Thesis UIN Alauddin 2014)

- Inayah in NurulHusnah, *Improving Student' Ability In Writing Descriptive Essay Through Cubing Technique at The Second Year Students of Mas YasribLapajungWatansoppeng*. (Makassar. Thesis UIN Alauddin 2014)
- Jacobs, Holly L. et al. 1981. *Testing ESL Composition: A Practical Approach*. London: Newbury House Publisher, Inc.
- Mayers, Alan. 2005. *Gateways to Academic Writing: Effective Sentence Paragraph and Essay*. New York. Longman. Wikipedia.
- Muhaera, *Increasing The Students' Ability In Writing Descriptive Text By Using Number Head Together Model To The Second Year Of SmaNegeri 1 Sinjai Selatan*. (Makassar. Thesis UIN Alauddin 2012).
- Nunan, David. 2003. *Practical English Language Teaching*. New York: The McGraw Hill.
- Pardiono in Fitriani, *The Application of Select, Teach, Apply and Revisit (STAR) Model in Teaching Writing Ability*. (Makassar. Thesis UNISMUH Makassar 2015).
- Pearson Education, Inc. 2007. *The Descriptive Paragraph*, (OnLine), Vol 1, No. 4 Retrived in August 29. 2016
- Pollard in Kiki Indrayana Uda Patmi, *Improving The Eleventh Grade Students' Ability in Writing Report Text by Using Time Table As Authentic Material at SMAN 1 Pulau Sembilan Kotabaru Regency*. (Makassar. Thesis UIN Alauddin 2016).
- Richards, jacket, 1997. *Longman Dictionary of Applied Linguistics*, Longman House: England.
- Samsinar, *The Use of Field Trips Method in Teaching Writing Descriptive Text of the Second Year Students of Sma Negeri 2 Libureng Bone*. (Makassar. Thesis UIN Alauddin 2014)
- Sudjana. 1999. *Metode statistika*. Bandung: PT. Gramedia
- Sugiyono, *Metode Penelitian Pendidikan*. (Cet. Ke-20; Bandung: Alfabeta, 2014)

Tiro, Muhammad Arif, 2011. *Dasar-dasar Statistika; Edisi Ketiga*. Makassar: Andira Publisher.

Wishon, George and Burks. 2003. *Let's Write English*. New York: Litton Education Publishing, Inc.

Yakkop in Musdalifah, Cooperative learning in improving writing skill at SMU Nasional Makassar. (Makassar, Thesis of Unismuh Makassar. 2006).



A

P

P

E

N

D

I

UNIVERSITAS ISLAM NEGERI

C
ALAUDDIN

M A K A S S A R

E

S

APPENDIX I
RENCANA PELAKSANAAN PEMBELAJARAN
(RPP)

Sistem pendidikan : MAN 1 Makassar
Mata pelajaran : BAHASA INGGRIS
Kelas/Semester : X/Genap
Materi pokok : Descriptive Text
Alokasi waktu : 1 pertemuan (2Jp)

A. Kompetensi Inti

- KI 1: Menghayati dan mengamalkan ajaran agama yang dianutnya.
KI 2: Menghayati dan mengamalkan perilaku jujur, disiplin, tanggungjawab, peduli (gotong-royong, kerja sama, toleran, damai), santun, responsif dan pro aktif dan menunjukkan sikap sebagai bagian dari solusi atas berbagai permasalahan dalam berinteraksi secara efektif dengan lingkungan sosial dan alam serta dalam menempatkan diri sebagai cerminan bangsa dalam pergaulan dunia.
KI 3: Memahami, menerapkan, menganalisis pengetahuan faktual, konseptual, prosedural berdasarkan rasa ingintahunya tentang ilmu pengetahuan, teknologi, seni budaya dan humaniora dengan wawasan kemanusiaan, kebangsaan, kenegaraan dan peradaban terkait penyebab fenomena dan kejadian, serta menerapkan pengetahuan prosedural pada bidang kajian yang spesifik sesuai dengan bakat dan minatnya untuk memecahkan masalah.
KI 4: Mengolah, menalar, dan menyaji dalam ranah konkret dan ranah abstrak terkait dengan pengembangan dari yang dipelajarinya di sekolah secara mandiri dan mampu menggunakan metode sesuai kaidah keilmuan

B. Kompetensi Dasar

- KD3.4: Membedakan fungsi sosial, struktur teks, dan unsur kebahasaan beberapa teks *descriptive* lisan dan tulisan dengan memberi dan meminta informasi terkait tempat wisata dan bangunan bersejarah, terkenal, pendek dan sederhana, sesuai dengan konteks penggunaannya.
KD4.4.1: Mengungkap makna secara kontekstual terkait fungsi sosial, struktur teks, dan unsur kebahasaan teks *descriptive* lisan dan tulisan, pendek dan sederhana terkait tempat wisata dan bangunan bersejarah terkenal.
KD4.4.2: Menyusun teks *descriptive* lisan dan tulisan, pendek dan sederhana, terkait tempat wisata dan bangunan bersejarah, terkenal, dengan memperhatikan fungsi sosial, struktur teks, dan unsur kebahasaan, secara benar dan sesuai konteks.

C. Indikator Pencapaian Kompetensi

1. Menguraikan pengertian teks *descriptif*.
2. Memahami struktur teks *descriptif*.
3. Menyebutkan contoh teks *descriptif* tentang orang, binatang dan benda.

4. Membaca teks deskriptif dengan pelafalan yang baik dan benar.
5. Menulis teks deskriptif.

D. Tujuan Pembelajaran

1. Siswa dapat menguraikan pengertian teks deskriptif.
2. Siswa dapat memahami struktur teks deskriptif.
3. Siswa dapat menyebutkan contoh teks deskriptif tentang orang, binatang dan benda.
4. Siswa dapat membaca teks deskriptif dengan pelafalan yang baik dan benar.
5. Siswa dapat menulis teks deskriptif.

E. Materi Pembelajaran

Descriptive text is a text which says what a person or a thing is like. Its purpose is to describe and reveal a particular person, place, or thing.

Generic structure of descriptive text are identification and description

- Identification introduces to the subject of the descriptive.
- Description gives details of characteristic features, such as qualities, size, physical appearance, ability, habit, etc.

F. Pendekatan/Metode/Model Pembelajaran

1. Pendekatan : *Scientific* (strategi: mengamati, menayakan, mencoba, mengelolah, menyaji, menalar dan mencipta)
2. Metode/Model Pembelajaran : *Select, Teach, Apply, and Revisit (Star) Model*

G. Kegiatan Pembelajaran

1. Kegiatan pendahuluan
 - Guru masuk ke kelas dan langsung menyapa menggunakan bahasa Inggris agar English environment dapat langsung tercipta di pertemuan pertama.
 - Guru dapat menggunakan kalimat "good morning students"
 - Guru melakukan absensi siswa
2. Kegiatan Inti
 - Guru menjelaskan materi tentang deskriptif dan fungsi sosial.
 - Guru mengarahkan siswa untuk menemukan teks deskriptif dalam kehidupan sehari-hari.
 - Guru membaca satu contoh teks deskriptif kemudian diulangi oleh siswa.
 - Siswa duduk bersama masing-masing kelompoknya.
 - Setiap kelompok bekerja bersama menulis teks deskriptif sesuai dengan tema yang diberikan.
3. Kegiatan penutup
 - Setelah mengikuti kegiatan pembelajaran pada pertemuan ini, siswa ditanya bagaimana perasaannya (REFLEKSI)
 - Siswa diminta membuat kesimpulan pembelajaran pada pertemuan ini.

H. Sumber dan Media Pembelajaran

1. Sumber : buku pegangan siswa (talk active) dan buku lainnya yang relevan
2. Media : audio-visual dan white-board

I. Penilaian

- Write a descriptive text about Sydney

RENCANA PELAKSANAAN PEMBELAJARAN

(RPP)

Sistem pendidikan : MAN 1 Makassar

Mata pelajaran : BAHASA INGGRIS

Kelas/Semester : X/Genap

Materi pokok : Descriptive Text

Alokasi waktu : 1 pertemuan (2Jp)

A. Kompetensi Inti

- KI 1: Menghayati dan mengamalkan ajaran agama yang dianutnya.
- KI 2: Menghayati dan mengamalkan perilaku jujur, disiplin, tanggungjawab, peduli (gotong-royong, kerja sama, toleran, damai), santun, responsif dan pro aktif dan menunjukkan sikap sebagai bagian dari solusi atas berbagai permasalahan dalam berinteraksi secara efektif dengan lingkungan sosial dan alam serta dalam menempatkan diri sebagai cerminan bangsa dalam pergaulan dunia.
- KI 3: Memahami, menerapkan, menganalisis pengetahuan faktual, konseptual, prosedural berdasarkan rasa ingintahunya tentang ilmu pengetahuan, teknologi, seni budaya dan humaniora dengan wawasan kemasyarakatan, kebangsaan, kenegaraan dan peradaban terkait penyebab fenomena dan kejadian, serta menerapkan pengetahuan prosedural pada bidang kajian yang spesifik sesuai dengan bakat dan minatnya untuk memecahkan masalah.
- KI 4: Mengolah, menalar dan menyaji dalam ranah konkret dan ranah abstrak terkait dengan pengembangan dari yang dipelajarinya di sekolah secara mandiri dan mampu menggunakan metode sesuai kaidah keilmuan

B. Kompetensi Dasar

- KD3.4: Membedakan fungsi sosial, struktur teks, dan unsur kebahasaan beberapa teks deskriptif lisan dan tulisan dengan memberi dan meminta informasi terkait tempat wisata dan bangunan bersejarah, terkenal, pendek dan sederhana, sesuai dengan konteks penggunaannya.
- KD4.4.1: Mengungkap makna secara kontekstual terkait fungsi sosial, struktur teks, dan unsur kebahasaan teks *descriptive* lisan dan tulisan, pendek dan sederhana terkait tempat wisata dan bangunan bersejarah terkenal.
- KD4.4.2: Menyusun teks deskriptif lisan dan tulisan, pendek dan sederhana, terkait tempat wisata dan bangunan bersejarah, terkenal, dengan memperhatikan fungsi sosial, struktur teks, dan unsur kebahasaan, secara benar dan sesuai konteks.

C. Indikator Pencapaian Kompetensi

1. Mengungkapkan makna dalam teks deskriptif.
2. Menulis teks deskriptif.

D. Tujuan Pembelajaran

1. Siswa dapat mengungkapkan makna dalam teks deskriptif.
2. Siswa dapat menulis teks deskriptif.

E. Materi Pembelajaran

Descriptive text about Barack Obama and Affan Syahreza (Describing people).

Mengungkapkan identification dan description dalam text.
Menemukan word class(nouns, verb and adjective)

F. Pendekatan/Metode/Model Pembelajaran

1. Pendekatan : *Scientific* (strategi: mengamati, menayakan, mencoba, mengelolah, menyaji, menalar dan mencipta)
2. Metode/Model Pembelajaran : *Select, Teach, Apply, and Revisit (Star) Model*

G. Kegiatan Pembelajaran

1. Kegiatan pendahuluan
 - Guru masuk ke kelas dan langsung menyapa menggunakan bahasa inggris agar english environment dapat langsung tercipta di pertemuan pertama.
 - Guru dapat menggunakan kalimat "good morning students"
 - Guru melakukan absensi siswa
2. Kegiatan Inti
 - Guru membagikan text descriptive yang akan dibahas.
 - Siswa duduk bersama teman kelompok.
 - Siswa mengungkapkan identification dan description dalam text.
 - Siswa menulis kembali bentuk descriptive text sesuai identification dan description yang telah ditemukan dengan kalimat sendiri.
 - Siswa menemukan word class(nouns, verb and adjective)
 - Siswa mengumpulkan tugas yang telah selesai dikerjakan.
3. Kegiatan penutup
 - Setelah mengikuti kegiatan pembelajaran pada pertemuan ini, siswa ditanya bagaimana perasaannya (REFLEKSI)
 - Siswa diminta membuat kesimpulan pembelajaran pada pertemuan ini.

H. Sumber dan Media Pembelajaran

1. Sumber : buku pegangan siswa(talk active) dan buku lainnya yang relevan
2. Media : audio-visual dan white-board

I. Penilaian

- Write a decriptive text about Barrack Obama and Afgan Syahreza.

RENCANA PELAKSANAAN PEMBELAJARAN

(RPP)

Sistem pendidikan : MAN 1 Makassar

Mata pelajaran : BAHASA INGGRIS

Kelas/Semester : X/Genap

Materi pokok : Descriptive Text

Alokasi waktu : 1 pertemuan (3Jp)

A. Kompetensi Inti

- KI 1: Menghayati dan mengamalkan ajaran agama yang dianutnya.
- KI 2: Menghayati dan mengamalkan perilaku jujur, disiplin, tanggungjawab, peduli (gotong royong, kerja sama, toleran, damai), santun, responsif dan pro aktif dan menunjukkan sikap sebagai bagian dari solusi atas berbagai permasalahan dalam berinteraksi secara efektif dengan lingkungan sosial dan alam serta dalam menempatkan diri sebagai cerminan bangsa dalam pergaulan dunia.
- KI 3: Memahami, menerapkan, menganalisis pengetahuan faktual, konseptual, prosedural berdasarkan rasa ingintahunya tentang ilmu pengetahuan, teknologi, seni budaya dan humaniora dengan wawasan kemasyarakatan, kebangsaan, kenegaraan dan peradaban terkait penyebab fenomena dan kejadian, serta menerapkan pengetahuan prosedural pada bidang kajian yang spesifik sesuai dengan bakat dan minatnya untuk memecahkan masalah.
- KI 4: Mengolah, menalar dan menyaji dalam ranah konkret dan ranah abstrak terkait dengan pengembangan dari yang dipelajarinya di sekolah secara mandiri dan mampu menggunakan metode sesuai kaidah keilmuan

B. Kompetensi Dasar

- KD3.4: Membedakan fungsi sosial, struktur teks, dan unsur kebahasaan beberapa teks deskriptif lisan dan tulisan dengan memberi dan meminta informasi terkait tempat wisata dan bangunan bersejarah, terkenal, pendek dan sederhana, sesuai dengan konteks penggunaannya.
- KD4.4.1: Mengungkap makna secara kontekstual terkait fungsi sosial, struktur teks, dan unsur kebahasaan teks *descriptive* lisan dan tulisan, pendek dan sederhana terkait tempat wisata dan bangunan bersejarah terkenal.
- KD4.4.2: Menyusun teks deskriptif lisan dan tulisan, pendek dan sederhana, terkait tempat wisata dan bangunan bersejarah, terkenal, dengan memperhatikan fungsi sosial, struktur teks, dan unsur kebahasaan, secara benar dan sesuai konteks.

C. Indikator Pencapaian Kompetensi

1. Mengungkapkan makna dalam teks deskriptif.
2. Menulis teks deskriptif.

D. Tujuan Pembelajaran

1. Siswa dapat mengungkapkan makna dalam teks deskriptif.
2. Siswa dapat menulis teks deskriptif.

E. Materi Pembelajaran

Descriptive text about Losari beach (Describing place).

Mengungkapkan identification dan description dalam text.

Menemukan word class(nouns, verb and adjective)

F. Pendekatan/Metode/Model Pembelajaran

1. Pendekatan : *Scientific* (strategi: mengamati, menyayakan, mencoba, mengelolah, menyaji, menalar dan mencipta)
2. Metode/Model Pembelajaran : *Select, Teach, Apply, and Revisit (Star) Model*

G. Kegiatan Pembelajaran

1. Kegiatan pendahuluan
 - Guru masuk ke kelas dan langsung menyapa menggunakan bahasa inggris agar english environment dapat langsung tercipta di pertemuan pertama.
 - Guru dapat menggunakan kalimat "good morning students"
 - Guru melakukan absensi siswa
2. Kegiatan Inti
 - Guru membagikan text descriptive yang akan dibahas.
 - Siswadudukbersama teman kelompok.
 - Siswa mengungkapkan identification dan description dalam text.
 - Siswa menulis kembali bentuk descriptive text sesuai identification dan description yang telah ditemukan dengan kalimat sendiri.
 - Siswa menemukan word class(nouns, verb and adjective)
 - Siswa mengumpulkan tugas yang telah selesai dikerjakan.
3. Kegiatan penutup
 - Setelah mengikuti kegiatan pembelajaranpadapertemuan ini, siswa ditanya bagaimana perasaannya (REFLEKSI)
 - Siswa diminta membuat kesimpulan pembelajaran pada pertemuan ini.

H. Sumber dan Media Pembelajaran

1. Sumber :buku pegagangan siswa(talk active) dan buku lainnya yang relevan
2. Media :audio-visual dan white-board

3. Penilaian

- Write a decriptive text about Losari Beach.

RENCANA PELAKSANAAN PEMBELAJARAN

(RPP)

Sistem pendidikan : MAN 1 Makassar

Mata pelajaran : BAHASA INGGRIS

Kelas/Semester : X/Genap

Materi pokok : Descriptive Text

Alokasi waktu : 1 pertemuan (2Jp)

A. Kompetensi Inti

- KI 1: Menghayati dan mengamalkan ajaran agama yang dianutnya.
- KI 2: Menghayati dan mengamalkan perilaku jujur, disiplin, tanggungjawab, peduli (gotong-royong, kerja sama, toleran, damai), santun, responsif dan pro aktif dan menunjukkan sikap sebagai bagian dari solusi atas berbagai permasalahan dalam berinteraksi secara efektif dengan lingkungan sosial dan alam serta dalam menempatkan diri sebagai cerminan bangsa dalam pergaulan dunia.
- KI 3: Memahami, menerapkan, menganalisis pengetahuan faktual, konseptual, prosedural berdasarkan rasa ingintahunya tentang ilmu pengetahuan, teknologi, seni budaya dan humaniora dengan wawasan kemasyarakatan, kebangsaan, kenegaraan dan peradaban terkait penyebab fenomena dan kejadian, serta menerapkan pengetahuan prosedural pada bidang kajian yang spesifik sesuai dengan bakat dan minatnya untuk memecahkan masalah.
- KI 4: Mengolah, menalar dan menyaji dalam ranah konkret dan ranah abstrak terkait dengan pengembangan dari yang dipelajarinya di sekolah secara mandiri dan mampu menggunakan metode sesuai kaidah keilmuan

B. Kompetensi Dasar

- KD3.4: Membedakan fungsi sosial, struktur teks, dan unsur kebahasaan beberapa teks deskriptif lisan dan tulisan dengan memberi dan meminta informasi terkait tempat wisata dan bangunan bersejarah, terkenal, pendek dan sederhana, sesuai dengan konteks penggunaannya.
- KD4.4.1: Mengungkap makna secara kontekstual terkait fungsi sosial, struktur teks, dan unsur kebahasaan teks *descriptive* lisan dan tulisan, pendek dan sederhana terkait tempat wisata dan bangunan bersejarah terkenal.
- KD4.4.2: Menyusun teks deskriptif lisan dan tulisan, pendek dan sederhana, terkait tempat wisata dan bangunan bersejarah, terkenal, dengan memperhatikan fungsi sosial, struktur teks, dan unsur kebahasaan, secara benar dan sesuai konteks.

C. Indikator Pencapaian Kompetensi

1. Mengungkapkan makna dalam teks deskriptif.
2. Menulis teks deskriptif.

D. Tujuan Pembelajaran

1. Siswa dapat mengungkapkan makna dalam teks deskriptif.
2. Siswa dapat menulis teks deskriptif.

E. Materi Pembelajaran

1. Descriptive text about doctor (Describing People).
2. Mengungkapkan identification dan description dalam text.
3. Menemukan word class(nouns, verb and adjective)

F. Pendekatan/Metode/Model Pembelajaran

1. Pendekatan : *Scientific* (strategi: mengamati, menayakan,mencoba,mengelolah, menyaji, menalar dan mencipta)
2. Metode/Model Pembelajaran : *Select, Teach, Apply, and Revisit (Star) Model*

G. Kegiatan Pembelajaran

1. Kegiatan pendahuluan
 - Guru masuk ke kelas dan langsung menyapa menggunakan bahasa inggris agar english environment dapat langsung tercipta di pertemuan pertama.
 - Guru dapat menggunakan kalimat ”good morning students”
 - Guru melakukan absensi siswa
2. Kegiatan Inti
 - Guru membagikan text descriptive yang akan dibahas.
 - Siswadudukbersama teman kelompok.
 - Siswa mengungkapkan identification dan description dalam text.
 - Siswa menulis kembali bentuk descriptive text sesuai identification dan description yang telah ditemukan dengan kalimat sendiri.
 - Siswa menemukan word class(nouns, verb and adjective)
 - Siswa mengumpulkan tugas yang telah selesai dikerjakan.
3. Kegiatan penutup
 - Setelah mengikuti kegiatan pembelajaranpadapertemuan ini, siswa ditanya bagaimana perasaannya (REFLEKSI)
 - Siswa diminta membuat kesimpulan pembelajaran pada pertemuan ini.

H. Sumber dan Media Pembelajaran

1. Sumber :buku pegangan siswa(talk active) dan buku lainnya yang relevan
2. Media :audio-visual dan white-board

I. Penilaian

- Write a decriptive text about Doctor

Appendix II

The Students' Score in Pre-test

Student	Component					Score
	O	P	G	V	C	
1	13	13	6	12	6	50
2	7	14	12	11	14	58
3	6	11	12	12	15	56
4	8	9	6	9	5	37
5	15	11	10	11	15	62
6	6	7	4	5	4	26
7	10	11	8	8	10	47
8	5	7	6	6	5	29
9	12	9	8	11	12	52
10	5	5	7	5	5	27
11	12	12	10	12	12	58
12	11	12	6	13	9	51
13	13	11	12	10	11	57
14	10	11	8	8	10	47
15	12	12	10	10	6	50
16	11	10	12	12	15	60
17	12	14	10	15	11	62
18	13	13	11	13	10	60
19	14	11	12	11	13	61
20	11	12	12	14	15	64

21	13	14	11	12	11	61
22	11	12	9	14	10	56
23	13	11	9	12	8	53
24	6	8	8	14	11	47
25	12	15	11	14	13	65
26	15	8	8	12	13	56
27	15	14	10	11	11	61
28	13	13	8	14	9	57
29	10	9	7	9	9	44
30	12	12	10	14	12	60
31	15	15	11	15	15	71
32	10	10	11	12	12	55
33	13	12	10	14	11	60
34	12	13	10	10	11	56
35	8	7	6	6	8	35
36	12	12	10	13	10	57
37	13	14	12	12	12	63
38	15	12	12	12	11	62
TOTAL	424	426	355	428	400	2033

Appendix III

The Students' Score in Post-test

Student	Component					Score
	O	P	G	V	C	
1	17	17	15	16	15	80
2	18	17	15	15	17	82
3	15	17	16	15	18	81
4	13	14	13	14	11	65
5	18	17	15	16	18	84
6	12	14	15	15	14	70
7	16	17	12	17	18	80
8	15	14	16	17	16	78
9	17	15	15	14	15	76
10	14	14	17	15	15	75
11	15	17	16	15	17	80
12	17	18	18	18	17	88
13	18	15	17	15	18	83
14	17	15	16	16	17	81
15	18	18	17	15	14	82
16	15	16	17	17	18	83
17	17	18	18	18	17	88
18	19	18	18	19	17	91
19	17	15	15	18	18	83
20	17	16	15	17	18	83

21	18	17	16	16	17	84
22	17	18	15	18	17	85
23	17	17	14	18	15	81
24	14	14	16	17	16	77
25	17	18	17	18	17	87
26	18	17	16	17	18	86
27	18	17	16	18	18	87
28	17	17	15	18	18	85
29	14	16	16	14	13	70
30	19	17	18	17	18	89
31	18	18	17	18	18	88
32	18	15	17	14	15	79
33	18	18	15	15	17	83
34	19	18	18	19	17	91
35	15	13	14	14	15	71
36	17	17	15	17	15	81
37	17	12	18	17	16	85
38	17	16	15	17	15	80
Total	633	617	604	624	623	3102

Appendix IV

The Classification of the Students' Pre-test

No	Name	Pre-test	Classification
1.	A. GilangRamadhan A	50	Very Poor
2.	Agus	58	Poor
3.	Ahmad MaulanaHaqqul Y	56	Poor
4.	HaikalHasratSelon	37	Very Poor
5.	Haswan	62	Fair
6.	HilmanZadiqhOnasis Y	26	Very Poor
7.	Muh. AliefArbinza Putra	47	Vey Poor
8.	Muh. Nurfalah	29	Very Poor
9.	NurAfif	52	Poor
10.	RahmatArdhaniFahrezi	27	Very Poor
11.	S. FaqihAbdillahFadhil A	58	Poor
12.	AinunMardiana Adam	51	Poor
13.	AndiRafika	57	Poor
14.	AndiUchyRahmayanti	47	Very Poor
15.	Andini Tri Widyastuti S	50	Poor
16.	AndrianiEkaSuci P	60	Poor
17.	AriqahFakhirahSuhardi	62	Fair
18.	AyuniMaulidiya	60	Poor
19.	ClarisaFebrianti	61	Fair
20.	DwiRantiRatno	64	Fair
21.	EkaAudia Tiasa	61	Fair

22.	Eka Norma Sari	56	Poor
23.	MuniraMaulaniSyam	53	Poor
24.	MuslimahMuthmainna	47	Very Poor
25.	MusviraMusha	65	Poor
26.	Nabila NurKhalisah A	56	Poor
27.	NurAfniOktaviani Akbar	61	Poor
28.	NurAnnisa	57	Poor
29.	NurAuliaMuhtadir	44	Very Poor
30.	NurAuliaNasaruddin	60	Poor
31.	NurAwaliyahSyuhudah	71	Fair
32.	Nur Lely Jasman	55	Poor
33.	NurulAuliyahAlimuddin	60	Poor
34.	NurulFajriah Risky	56	Poor
35.	RizkyaniSofyan	35	Very Poor
36.	SyadzaKhumaira	57	Poor
37.	DzulhulaifahAzzahra	63	Fair
38.	SitiFadhillaDjakaria	62	Fair

Appendix V

The Classification of the Students' Post-test

No	Name	Pre-test	Classification
1.	A. GilangRamadhan A	80	Good
2.	Agus	82	Good
3.	Ahmad MaulanaHaqqul Y	81	Good
4.	HaikalHasratSelon	65	Fair
5.	Haswan	84	Good
6.	HilmanZadiqhOnasis Y	70	Fair
7.	Muh. AliefArbinza Putra	80	Good
8.	Muh. Nurfalah	78	Good
9.	NurAfif	76	Good
10.	RahmatArdhaniFahrezi	75	Fair
11.	S. FaqihAbdillahFadhil A	80	Good
12.	AinunMardiana Adam	88	Good
13.	AndiRafika	83	Good
14.	AndiUchyRahmayanti	81	Good
15.	Andini Tri Widyastuti S	82	Good
16.	AndrianiEkaSuci P	83	Good
17.	AriqahFakhirahSuhardi	88	Good
18.	AyuniMaulidiya	91	Very good
19.	ClarisaFebrianti	83	Good
20.	DwiRantiRatno	83	Good
21.	EkaAudia Tiasa	84	Good

22.	Eka Norma Sari	85	Good
23.	MuniraMaulaniSyam	81	Good
24.	MuslimahMuthmainna	77	Good
25.	MusviraMusha	87	Good
26.	Nabila NurKhalisah A	86	Good
27.	NurAfniOktaviani Akbar	87	Good
28.	NurAnnisa	85	Good
29.	NurAuliaMuhtadir	70	Fair
30.	NurAuliaNasaruddin	89	Good
31.	NurAwaliyahSyuhudah	88	Good
32.	Nur Lely Jasman	79	Good
33.	NurulAuliyahAlimuddin	83	Good
34.	NurulFajriah Risky	91	Very Good
35.	RizkyaniSofyan	71	Fair
36.	SyadzaKhumaira	81	Good
37.	DzulhulaifahAzzahra	85	Good
38.	SitiFadhillaDjakaria	80	Good

Appendix VI

The Total Row Score the Students' Pre-Test and Post-Test

No.	Name	X_1 (Pre-Test)	X_2 (Post-Test)	X_1^2	X_2^2	D (Gain)	D^2
1.	A. GilangRamadhan A	50	80	2500	6400	30	900
2.	Agus	58	82	3364	6724	24	576
3.	Ahmad MaulanaHaqqul Y	56	81	3136	6561	25	625
4.	HaikalHasratSelon	37	65	1369	4225	28	784
5.	Haswan	62	84	3844	7056	22	484
6.	HilmanZadiqhOnasis Y	26	70	676	4900	44	1936
7.	Muh. AliefArbinza Putra	47	80	2209	6400	33	1089
8.	Muh. Nurfalah	29	78	841	6084	49	2401
9.	NurAfif	52	76	2704	5776	24	576
10.	RahmatArdhaniFahrezi	27	75	729	5625	48	2304
11.	S. FaqihAbdillahFadhil A	58	80	3364	6400	22	484
12.	AinunMardiana Adam	51	88	2601	7744	37	1369
13.	AndiRafika	57	83	3249	6889	26	676
14.	AndiUchyRahmayanti	47	81	2209	6561	34	1156
15.	Andini Tri Widyastuti S	50	82	2500	6724	32	1024
16.	AndrianiEkaSuci P	60	83	3600	6889	23	529
17.	AriqahFakhirahSuhardi	62	88	3844	7744	26	676
18.	AyuniMaulidiya	60	91	3600	8281	31	961
19.	ClarisaFebrianti	61	83	3721	6889	22	484

20.	DwiRantiRatno	64	83	4096	6889	19	361
21.	EkaAudia Tiasa	61	84	3721	7056	23	529
22.	Eka Norma Sari	56	85	3136	7225	29	841
23.	MuniraMaulaniSyam	53	81	2809	6561	28	784
24.	MuslimahMuthmainna	47	77	2209	5929	30	900
25.	MusviraMusha	65	87	4225	7569	22	484
26.	Nabila NurKhalisah A	56	86	3136	7396	30	900
27.	NurAfniOktaviani Akbar	61	87	3721	7569	26	676
28.	NurAnnisa	57	85	3249	7225	28	784
29.	NurAuliaMuhdir	44	70	1936	4900	26	676
30.	NurAuliaNasaruddin	60	89	3600	7921	29	841
31.	NurAwaliyahSyuhudah	71	88	5041	7744	17	289
32.	Nur Lely Jasman	55	79	3025	6241	24	576
33.	NurulAuliyahAlimuddin	60	83	3600	6889	23	529
34.	NurulFajriah Risky	56	91	3136	8281	35	1225
35.	RizkyaniSofyan	35	71	1225	5041	36	1296
36.	SyadzaKhumaira	57	81	3249	6561	24	576
37.	DzulhulaifahAzzahra	63	85	3969	7225	22	484
38.	SitiFadhillaDjakaria	62	80	3844	6400	18	324
	Total	$\sum X_1 =$	$\sum X_2 =$	$\sum X_1^2$	$\sum X_2^2 =$	$\sum D =$	$\sum D^2 =$
		2033	3102	112987	254494	1069	32109

Appendix VII

Mean Score

Mean score of the students' pre-test

$$\begin{aligned}\bar{X} &= \frac{\sum X}{N} \\ &= \frac{2033}{38} \\ &= 53.5\end{aligned}$$

Mean score of the students' post-test

$$\begin{aligned}\bar{X} &= \frac{\sum X}{N} \\ &= \frac{3102}{38} \\ &= 81.63\end{aligned}$$

Mean score of different score

$$\begin{aligned}\bar{D} &= \frac{\sum D}{N} \\ &= \frac{1069}{38}\end{aligned}$$

$$\bar{D} = 28.13$$



Appendix VIII

The Standard Deviation of Students' Pre-Test

$$SD = \sqrt{\frac{\sum x^2 - \frac{(\sum x)^2}{N}}{N-1}}$$

$$= \sqrt{\frac{112987 - \frac{(2033)^2}{38}}{38-1}}$$

$$= \sqrt{\frac{112987 - \frac{4133089}{38}}{37}}$$

$$= \sqrt{\frac{112987 - 108765.5}{37}}$$

$$= \sqrt{\frac{4221}{37}}$$

$$= \sqrt{114.09}$$

$$SD = 10.68$$

Appendix IX

The Standard Deviation of Students' Post-Test

$$SD = \sqrt{\frac{\sum x^2 - \frac{(\sum x)^2}{N}}{N-1}}$$

$$= \sqrt{\frac{254494 - \frac{(3102)^2}{38}}{38-1}}$$


$$= \sqrt{\frac{254494 - \frac{9622404}{38}}{37}}$$

$$= \sqrt{\frac{254494 - 253221.15}{37}}$$

$$= \sqrt{\frac{1272.85}{37}}$$

$$= \sqrt{34.4}$$

$$SD = 5.87$$



Appendix X

Calculating of The t-test

$$\begin{aligned}
 t &= \frac{\bar{D}}{\sqrt{\frac{\sum D^2 - \frac{(\sum D)^2}{N}}{N(N-1)}}} \\
 &= \frac{28.13}{\sqrt{\frac{32109 - \frac{(1069)^2}{38}}{38(38-1)}}} \\
 &= \frac{28.13}{\sqrt{\frac{32109 - \frac{1142761}{38}}{38(37)}}} \\
 &= \frac{28.13}{\sqrt{\frac{32109 - 30072.65}{1406}}} \\
 &= \frac{28.13}{\sqrt{\frac{2036.35}{1406}}} \\
 &= \frac{28.13}{\sqrt{1.44}} \\
 &= \frac{28.13}{1,2}
 \end{aligned}$$

t test=23.44

t table = 2,021



APPENDIX XI

Distribution of t –Table

df	Level of Significance for two-tailed test					
	0,5	0,2	0,1	0,05	0,02	0,01
	Level of Significance for one-tailed test					
	0,25	0,1	0	0,025	0,01	0.005
1	1,000	3,078	6,314	12,706	31,821	63,657
2	0,816	1,886	2,920	4,303	6,965	9,926
3	0,765	1,638	2,353	3,183	4,541	5,841
4	0,741	1,533	2,132	2,776	3,747	4,604
5	0,727	1,476	2,015	2,571	3,365	4,032
6	0,718	1,440	1,943	2,447	2,143	3,707
7	0,711	1,451	1,895	2,365	2,998	3,499
8	0,706	1,397	1,860	2,306	2,896	3,355
9	0,703	1,383	1,833	2,262	2,821	3,250
10	0,700	1,372	1,812	2,226	2,764	3,169
11	0,697	1,363	1,769	2,201	2,718	3,106
12	0,695	1,356	1,782	2,179	2,681	3,055
13	0,694	1,350	1,771	2,160	2,650	3,120
14	0,692	1,345	1,761	2,143	2,624	2,977
15	0,691	1,341	1,753	2,331	2,604	2,947
16	0,690	1,337	1,746	2,120	2,583	2,921
17	0,689	1,333	1,740	2,110	2,567	2,898
18	0,688	1,330	1,734	2,101	2,552	2,878
19	0,688	1,328	1,729	2,093	2,539	2,861
20	0,687	1,325	1,725	2,086	2,528	2,845
21	0,686	1,323	1,721	2,080	2,518	2,831

22	0,686	1,321	1,717	2,074	2,505	2,819
23	0,685	1,319	1,714	2,690	2,500	2,807
24	0,685	1,318	1,711	2,640	2,492	2,797
25	0,684	1,316	1,708	2,060	2,485	2,787
26	0,684	1,315	1,706	2,056	2,479	2,779
27	0,684	1,314	1,703	2,052	2,473	2,771
28	0,683	1,313	1,701	2,048	2,467	2,763
29	0,683	1,311	1,699	2,045	2,462	2,756
30	0,683	1,310	1,697	2,042	2,457	2,750
40	0,681	1,303	1,684	2,021	2,423	2,704
60	0,679	1,296	1,671	2,000	2,390	2,660
120	0,677	1,289	1,658	2,890	2,358	2,617
	0,674	1,282	1,645	1,960	2,326	2,576

RESEARCH INSTRUMENT



‘The Impact of Using Select, Teach, Apply and Revisit (STAR) Model on Students’ Writing Ability at MAN 1 Makassar’

Item : Pre-Test

Petunjuk Pengisian:

1. Instrumen penelitian ini adalah alat yang digunakan untuk mengetahui kemampuan menulis adik-adik sebelum penerapan STAR Model dalam meningkatkan kemampuan menulis siswa (the students’ writing ability) di sekolah anda.
 2. Hasil tes ini tidak akan mempengaruhi nilai adik-adik dalam mata pelajaran Bahasa Inggris karena hasil tes ini semata-mata digunakan untuk kepentingan penelitian.
 3. Atas partisipasi, dukungan dan kerjasamanya peneliti mengucapkan terimakasih.
 4. Isilah identitas Anda pada kotak yang disediakan.
 5. Dalam pengerjaan tes, Anda diperbolehkan membuka kamus.
 6. Anda diberikan waktu selama 60 menit untuk mengerjakan tes ini.
 7. Selamat mengerjakan dan jangan menyontek!
- Choose one of the topics below:
 - a. My Home
 - b. Losari Beach
 - c. Susilo Bambang Yudhoyono
 - Write down a descriptive text based on the topic that you have chosen!

RESEARCH INSTRUMENT



“The Impact of Using Select, Teach, Apply and Revisit (STAR) Model on Students’ Writing Ability at MAN 1 Makassar”

Item : Post-Test

Petunjuk Pengisian:

1. Instrumen penelitian ini adalah alat yang digunakan untuk mengetahui kemampuan menulis adik-adik setelah penerapan STAR Model dalam meningkatkan kemampuan menulis siswa (the students’ writing ability) di sekolah Anda.
 2. Hasil tes ini tidak akan mempengaruhi nilai adik-adik dalam mata pelajaran Bahasa Inggris karena hasil tes ini semata-mata digunakan untuk kepentingan penelitian.
 3. Atas partisipasi, dukungan dan kerjasamanya peneliti mengucapkan terima kasih.
 4. Isilah identitas Anda sesuai dengan kotak yang disediakan.
 5. Dalam pengerjaan tes, Anda diperbolehkan membuka kamus.
 6. Anda diberikan waktu selama 60 menit untuk mengerjakan tes ini.
 7. Selamat mengerjakan dan jangan menyontek!
- Choose one of the topics below:
 - a. My School
 - b. Fort Rotterdam
 - c. Mr. President Ir. H. Jokowi
 - Write down a descriptive text based on the topic that you have chosen!

Students' Answer Sheet

“The Impact of Using Select, Teach, Apply and Revisit (STAR) Model on Students' Writing Ability at MAN 1 Makassar”

Item : Pre-Test

Name :	Score	Classification
Reg. Number :		
Class :		
Phone Number :		

Write here !

UNIVERSITAS ISLAM NEGERI
ALAUDDIN
 M A K A S S A R

Students' Answer Sheet

“The Impact of Using Select, Teach, Apply and Revisit (STAR) Model
on Students' Writing Ability at MAN 1 Makassar”

Item : Post-Test

Name :	Score	Classification
Reg. Number :		
Class :		
Phone Number :		

Write here !

UNIVERSITAS ISLAM NEGERI
ALAUDDIN
M A K A S S A R

CURRICULUM VITAE



Rosmawati Zakaria was born on February 13th 1993 in Sudu, Kec. Alla, Kab. Enrekang. She is daughter of Zakaria and Ramaiya. She has 3 sisters and one brother. Her sisters are Ruhida, Suriani and Sumarni S.Hut. And she has 3 brothers are Sunarto S.Pd, Sutrisno S.Pd and Sudarman S.P.

The researcher began her study in SDN 73 Sudu and graduated in 1999. After that, she continued her study in SMP Negeri 1 Alla and graduated in 2008. Then, she continued her study in SMA Negeri 1 Alla and graduated in 2011.

In 2012, she continued her study at Alauddin State Islamic University of Makassar. She was majoring in English Education Department in Tarbiyah and Teaching Science Faculty. Now she was finished her thesis under the title ***"The Impact of Using Select, Teach, Apply and Revisit (STAR) Model on Students' Writing Ability at MAN 1 Makassar"***.