


**THE EFFECTIVENESS OF USING OUTDOOR LEARNING  
METHOD TOWARD THE STUDENTS' VOCABULARY  
MASTERY AT THE SECOND GRADE OF  
JUNIOR HIGH SCHOOL IN PONDOK  
PESANTREN PEMBANGUNAN  
MANAILIL ULUM GUPPI  
TK. 1 SAMATA  
KABUPATEN  
GOWA**



*Submitted in Partial Fulfillment of the Requirement for the Degree of  
Sarjana Pendidikan in English Education Department of  
Tarbiyah and Teaching Science Faculty of  
UIN Alauddin Makassar*

**ALAUDDIN**  
M A K A S S A R

**By:**

**MIRNAWATI**

**Reg. Number: 20400113132**

**ENGLISH EDUCATION DEPARTMENT  
TARBIYAH AND TEACHING SCIENCE FACULTY  
ALAUDDIN STATE ISLAMIC UNIVERSITY OF MAKASSAR  
2017**

## PERNYATAAN KEASLIAN SKRIPSI

Mahasiswi yang bertanda tangan dibawah ini:

Nama : Mirawati

Nim : 20400113132

Tempat/Tgl.Lahir : Batuputih, 24 Desember 1995

Jur/Prodi/Konsentrasi : Pendidikan Bahasa Inggris

Fakultas/Program : Tarbiyah dan Keguruan

Alamat : Jl. Mustafa Dg. Bunga

Judul : *"The Effectiveness of Using Outdoor Learning Method toward the Students' Vocabulary Mastery at the Second Grade Student of Junior High School in Pondok Pesantren Pembangunan Manahilil Ulum Guppi Tk. 1 Samata Kabupaten Gowa"*

Menyatakan dengan sesungguhnya dan penuh kesadaran bahwa skripsi ini benar adalah hasil karya sendiri. Jika dikemudian hari terbukti bahwa ia merupakan duplikat, tiruan, plagiat, atau dibuat oleh orang lain, sebagian atau seluruhnya, maka skripsi dan gelar yang diperoleh karenanya batal demi hukum.

UNIVERSITAS ISLAM NEGERI

Makassar, 11 Oktober, 2017

**ALAUDDIN**  
M A K A S S A R

Penyusun,



Mirawati

20400113132

## PERSETUJUAN PEMBIMBING


Pembimbing penulisan skripsi saudari **Mirnawati**, Nim : **20400113132**, mahasiswi jurusan Pendidikan Bahasa Inggris pada Fakultas Tarbiyah dan Keguruan UIN Alauddin Makassar, setelah meneliti dan mengoreksi secara seksama skripsi berjudul, *"The effectiveness of Using Outdoor Learning Method toward the Students' Vocabulary Mastery at the Second Grade Student of Junior High School in Pondok Pesantren Pembangunan Manaiilil Ulum Guppi Tk. 1 Samata Kabupaten Gowa"*, memandang bahwa skripsi tersebut telah memenuhi syarat-syarat ilmiah dan dapat disetujui untuk diseminarkan.

Demikian persetujuan ini diberikan untuk diproses lebih lanjut.

Makassar, 19 September 2017

Pembimbing I

Pembimbing II

  
Dr. H. Nur Asik, M.Pd  
NIP. 19570117 198203 1 001

  
Dra. St. Nuriannah Yunus Tekeng, M.Ed., M.A  
NIP. 19681125 199703 2 001

UNIVERSITAS ISLAM NEGERI  
**ALAUDDIN**  
M A K A S S A R

## PENGESAHAN SKRIPSI

Skripsi yang berjudul *"The Effectiveness of Using Outdoor Learning Method Toward the Students' Vocabulary Mastery at the Second Grade Student of Junior High School in Pondok Pesantren Pembangunan Manailil Ulum Guppi Tk. 1 Kabupaten Gowa"* yang disusun oleh saudara **Mirawati**, Nim: 20400113132, Mahasiswi Jurusan Pendidikan Bahasa Inggris pada Fakultas Tarbiyah dan Keguruan UIN Alauddin Makassar, telah diuji dan dipertahankan dalam sidang munaqasyah yang diselenggarakan pada hari **Kamis, 12 Oktober 2017** bertepatan dengan **22 Muharram 1439 H** dan dinyatakan dapat diterima sebagai salah satu syarat untuk mendapatkan gelar Sarjana Pendidikan (S.Pd.) pada Fakultas Tarbiyah dan Keguruan Program Studi Pendidikan Bahasa Inggris dengan beberapa perbaikan.

**Samata-Gowa, 12 Oktober 2017 M**  
**22 Muharram 1439 H**

### DEWAN PENGUJI

(SK Dekan No. 2245 Tertanggal 9 Oktober 2017)


Ketua	: Dr. Hamka Ilyas, M.Th.I.	(.....)
Sekretaris	: Dr. Sitti Aisyah Chalik, S.Ag., M.Pd.	(.....)
Munaqisy I	: Dr. Kamsinah, M.Pd.I.	(.....)
Munaqisy II	: Dr. Hj. Djuwairiah Ahmad, M.Pd., M.TESOL.	(.....)
Pembimbing I	: Dr. H. Nur Asik, M.Hum.	(.....)
Pembimbing II	: Dra. St. Nurjannah Yunus Tekeng, M.Ed., M.A.	(.....)

Diketahui oleh:

Dekan Fakultas Tarbiyah dan Keguruan  
UIN Alauddin Makassar, //

  
Dr. H. Muhammad Amri, Lc., M.Ag.  
NIP. 19730120 200312 1 001

## ACKNOWLEDGEMENT



*In the name of Allah, the Most Gracious and the Most Merciful!*

*Alhamdulillah rabbil'Alamin*, the researcher would like to express her most profound gratitude to Allah S.W. T, for his blessing and mercies so that the writer could start and finish writing this research report as who has given guidance, mercy, and good health. Salam and Shalawat are delivered to our beloved prophet Muhammad SAW who has brought the human being from darkness into the lightness.

During the writing this thesis, the researcher realizes that she received much assistance, suggestion and advice from the number person. Without the suggestion, advice and assistance of this people, this thesis would never have existed. Therefore, the researcher would also like to express her appreciation and sincere thanks to them especially to the following.

1. The researcher's deepest appreciation to her beloved parents, **Bustamin** and **Hasnawati**, who always give her unlimited affection, sacrifice, prayer, and support her in finishing this thesis. Thanks to beloved brother and sister, **Roni has roni, Minarni and Hasnita** for their prayer and motivation to support the researcher in finishing her thesis.
2. **Prof. Dr. H. Musafir Pababbari, MS.**, as the Rector of UIN Alauddin Makassar. Thanks for advice during the researcher studied at the university.
3. **Dr. H. Muhammad Amri, Lc, M.Ag.**, as a Dean of Tarbiyah and Teaching Science Faculty of UIN Alauddin Makassar. Thank you very

much for advice and motivation during the researcher as student in UIN Alauddin Makassar.

4. **Dr. Kamsinah, M.Pd.I., and Sitti Nurpahmi, S.Pd., M.Pd.,** as the Head and Secretary of English Education Department of Tarbiyah and Teaching Science Faculty of UIN Alauddin Makassar. Thanks for all of advice, guidance and motivation during the researcher as student in UIN Alauddin Makassar.
5. **Dr. H. Nur Asik, M.Hum. and Dra. St. Nurjannah Yunus Tekeng, M.Ed.,MA.** As the first and second consultants, thank you so much for their valuable, advice and great suggestion during the writing of this thesis.
6. **Dr. Kamsinah, M.Pd.I. and Dr. Hj. Djuwairiah Ahmad, M.Pd., M.TESOL.** As the first and the second examiner. Thanks for all of advice, guidance and correct this thesis.
7. Thank you so much to all of the **lecturers of English Education Department, all of the staffs in Tarbiyah and Teaching Science Faculty, UIN Alauddin Makassar** for their guidance, support and help during the researcher as the student in UIN Alauddin Makassar.
8. **Amri, S. Pd., M.M** as the headmaster of SMP GUPPI, the students and the English teacher, **Nur Husnil Khatimah, S. Pd,** who have given me time and chance for doing research in SMP GUPPI especially for Class VIII A and VIII B.

9. Thanks to the students of SMP GUPPI, especially VIII A and VIII B as the respondents of the research.
10. Big thanks to **Anwar Ibrahim, S. Pd, Nurfaedah Lestari** and **Andi Arman Ardiansyah** who have helped the researcher in finishing this thesis.
11. Thanks to my lovely friends, **Rahmawana, Hermiati.S, Supiati, Khaerunnisa, Arni** and **Firman Saputra**, for everything that they have given to the researcher's life. Thanks for all of your suggestion, affection and togetherness. The researcher was really praise recognized them.
12. The researcher's old friends, **Afdal, Rudi, Muhammad Rezki Ramadhan,** and **Asruni**, thanks for their motivation and suggestion to the researcher, thanks for keep friendly, humor and nice people.
13. Big thanks to all of the researcher's family, **Abdul Azis Alimuddin S.sos, Abdul Umar Alimuddin S.arc, Rahmawati, Dahlia, Sitti Sumarni** and **Jumiati**. Thanks for their financial aid and prayer, motivation and sacrifices' for the researcher success.
14. The researcher's homemates (Pondok Ukhty), **Rahmawana, Hermiati, Darti, Masniyah, Wahyuni, Kartika Sari** and **Reski Amaliah**. Thanks for all of things that they given to the researcher's life. Thanks for friendship, humor, time, advice and togetherness.
15. All of the researcher's best friends from **English Education Department 2013, especially for PBI 7,8**, thanks for friendship and togetherness.

16. Big thanks to the researcher's friends in KKN Pangkep (Punranga) **Riskawati, Ekawati, Hamsinah, Ummu Kalsum, Andi Siti Fajilah, Desi Nurdiyanti, Herlina Wika. S, Nurbaeti, Sudirman, Andi Muhammad Aswad** and **Wisram Asram**. Thanks for their nice suggestion, motivation, time, friendship and togetherness.

17. All of the people who have taken a part in finishing this thesis which couldn't be mentioned by the researcher one by one.

Finally, by reciting *Alhamdulillah Robbil Alamin*, the researcher can finish her thesis successfully. Suggestions, corrections and advice very necessary to the researcher for reader in future. May Allah SWT blesses our prays and efforts. Amiiin...

Samata-Gowa, 11 Oktober, 2017

UNIVERSITAS ISLAM NEGERI  
**ALAUDDIN**  
M A K A S S A R

Mirnawati

20400113132



## LIST OF CONTENTS

	<b>Page</b>
<b>TITLE PAGE .....</b>	<b>i</b>
<b>PERNYATAAN KEASLIAN SKRIPSI.....</b>	<b>ii</b>
<b>PERSETUJUAN PEMBIMBING .....</b>	<b>iii</b>
<b>PENGESAHAN SKRIPSI.....</b>	<b>iv</b>
<b>ACKNOWLEDGMENTS .....</b>	<b>v</b>
<b>LIST OF CONTENTS .....</b>	<b>ix</b>
<b>LIST OF FIGURE .....</b>	<b>xi</b>
<b>LIST OF TABLES .....</b>	<b>xii</b>
<b>LIST OF APPENDICES .....</b>	<b>xiii</b>
<b>ABSTRACT.....</b>	<b>xiv</b>
<b>CHAPTER I. INTRODUCTION</b>	
A. Background .....	1
B. Research Problem.....	4
C. Research Objective.....	4
D. Research Significance .....	5
E. Research Scope .....	6
F. Operational Definition of Terms .....	6
<b>CHAPTER II. REVIEW OF RELATED LITERATURE</b>	
A. Literature Review .....	7
1. Previous related research findings.....	7
2. Pertinent Ideas.....	9
a. Concept of Vocabulary.....	9
1. Definition of Vocabulary.....	9
2. Parts of Vocabulary.....	10
3. Kinds of Vocabulary.....	11
4. Teaching and learning Vocabulary.....	12

b. The concept of outdoor learning .....	15
1. The definition of Outdoor learning method.....	15
2. Concept underlying the approach of outdoor learning method.....	17
3. The steps of outdoor learning method.....	17
4. The benefits of outdoor learning method.....	19
B. Theoretical Framework .....	19
C. Hypothesis.....	22
 <b>CHAPTER III RESEARCH METHOD</b>	
A. Research Method .....	23
1. Research Design.....	23
2. Research Variable.....	24
B. Population and sample .....	25
C. Research instrument .....	26
D. Data collecting procedures .....	26
E. Data analysis technique.....	28
F. Research Procedure.....	31
 <b>CHAPTER IV FINDINGS AND DISCUSSIONS</b>	
A. Findings .....	35
B. Discussions .....	40
 <b>CHAPTER V CONCLUSIONS AND SUGGESTIONS</b>	
A. Conclusions .....	42
B. Suggestions .....	43
<b>BIBLIOGRAPHY.....</b>	<b>44</b>
<b>APPENDICES.....</b>	<b>45</b>
<b>CURRUCULUM VITAE.....</b>	<b>87</b>

## LIST OF FIGURE

<b>Figure 3.1</b>	Research Design.....	23
-------------------	----------------------	----



## LIST OF TABLES

<b>Table 4.1</b>	Classification of frequency and percentage score of students' vocabulary mastery in the experimental class (pre-test) .....	35
<b>Table 4.2</b>	Classification of frequency and percentage score of students' vocabulary mastery in the experimental class (post-test) .....	36
<b>Table 4.3</b>	Classification of frequency and percentage score of students' vocabulary mastery in the controlled class (pre-test) .....	37
<b>Table 4.4</b>	Classification of frequency and percentage score of students' vocabulary mastery in the controlled class (post-test) .....	37
<b>Table 4.5</b>	The mean score of experimental class and controlled class in the pre-test.....	38
<b>Table 4.6</b>	The mean score of experimental class and controlled class in the post-test.....	39
<b>Table 4.7</b>	Distribution the value of t-test and t-table in the post-test.....	39

## LIST OF APPENDICES

<b>Appendix I</b> : Students' attendance list.....	46
<b>Appendix II</b> : Score of students pre-test and post-test in experimental class (VIII A) .....	48
<b>Appendix III</b> : Score of students pre-test and post-test in control class (VIII B) .....	49
<b>Appendix IV</b> : The mean score of experimental and control class.....	50
<b>Appendix V</b> : Standard deviation of Experimental class and control class .....	51
<b>Appendix VI</b> : The significance different .....	54
<b>Appendix VII</b> : The distribution of T-Table.....	55
<b>Appendix VIII</b> : Lesson plan of the material.....	56
<b>Appendix IX</b> : Research instrument .....	76
<b>Appendix X</b> : Documentation .....	80



## ABSTRACT

**Name** : Mirnawati  
**Reg. Number** : 20400113132  
**Title** : **“The Effectiveness of Using Outdoor Learning Method toward the Students' Vocabulary Mastery at the Second Grade of Junior High School in Pondok Pesantren Pembangunan Manaiilil Ulum Guppi Tk. 1 Samata Kabupaten Gowa”**

---

This research was about the effectiveness of using Outdoor learning method toward the students' vocabulary mastery at the Second Grade of Junior High School in Pondok Pesantren Pembangunan Manaiilil Ulum Guppi Tk. 1 Samata Kabupaten Gowa. There was one problem statement in this research : Is outdoor learning method effective toward the students' vocabulary mastery at the Second Grade of Junior High School in Pondok Pesantren Pembangunan Manaiilil Ulum Guppi Tk. 1 Samata Kabupaten Gowa?. The objective of this research was to find out the effectiveness of outdoor learning method toward the students' vocabulary mastery at the Second Grade of Junior High School in Pondok Pesantren Pembangunan Manaiilil Ulum Guppi Tk. 1 Samata Kabupaten Gowa.

The researcher applied quasi experimental design using nonequivalent control group design. The population of this research was the Second grade of Pondok Pesantren Pembangunan Manahilil Ulum Guppi Tk. 1 Samata Kabupaten Gowa which consist of 40 students. The researcher took VIII A as experimental class and VIII B as controlled class. The independent variable of this research was Outdoor learning method and the dependent variable of this research was students' vocabulary mastery.

The instrument of this research was written test used in the pre-test and the post-test. The result of the data indicated that there was a significant difference between the students' post-test in the experimental class and the controlled class. The mean score of the post test (69) in the experimental class was higher than the mean score of the post-test (56.5) in the controlled class. Through t-test, the researcher found that the value of the t-test (4.16) was higher than t-table (2.042) at the level of significance 0.05 with degree of freedom (df) = 38. From the result of the research, the researcher concluded that the hypothesis was accepted. It means that using outdoor learning method was effective towards the students vocabulary mastery at the second grade of Junior High School in Pondok Pesantren Pembangunan Manaiilil Ulum Guppi Tk. 1 Samata Kabupaten Gowa.

## CHAPTER I

### INTRODUCTION

#### *A. Background*

One of elements in English that the students had to learn was vocabulary. Vocabulary was a list of words which had meaning and also as a process of knowing and understanding the meaning of the words. So, the students could use it in English conversation. Mastering vocabulary was too important for students. Because, vocabulary as a bridge to master all of skills in English such as speaking, listening, writing, and reading. Without mastering the vocabulary, students could not produce something and the students also could not express their feel and ideas. So, vocabulary should be mastered by students.

Hammely in Alfayanah (2014) said that vocabulary is the main basic of construct the ability in speaking and listening in oral communication. Without mastering the vocabulary, students cannot communicate their ideas, emotions, and desires because, vocabulary is important for understanding of knowing names of thing, action and concepts, acquiring and adequate. Having a wide range of knowledge of structure or competence of very or vary English skill is not enough because our vocabulary is supposed s crucial requirement in studying English.

Nowadays, based on the curriculum KTSP and K13, the students were expected to master those four skills in order to be able to use English communicatively. The students were expected to be able to understand and

comprehend the meaning of the words. The aim of KTSP (*Kurikulum Tingkat Satuan Pendidikan*) either K13 (*Kurikulum 13*) would not be successfully achieved if the language teaching did not consider the language components such as grammatical structure, vocabulary, spelling, and pronunciation. Therefore, vocabulary needed to be mastered by the students since it was the basic thing in language.

Based on the expectation of the curriculum above, indicate the aim of the curriculum was not achieved yet. In a fact, there were still number of students who cannot master the vocabulary well and also there were many teachers conduct their learning in the class by using conventional method, for instance lecturing, it made the students to be passive. The teacher only focused on how to teach the lesson until the end of the learning process, the teacher did not think about the good way to teach their students. At the same time, the students automatically just stuck on the teachers' explanation, the students only pay attention to the teacher until the end of the lesson. As the result of this way, there were number of students who were getting bored cause of the students cannot deliver their ideas.

Based on the researcher's preliminary observation which was done at the second grade of Junior High School in Pondok Pesantren Pembangunan Manaiiil Ulum Guppi on October 17<sup>th</sup> 2016. The researcher found the problems including, 1) the theacher' strategy was boring, 2) the students did not know the meaning of the words and the students did not know how to produce and spell the words correctly. For instance, when the researcher showed some of list of vocabulary to the students such as the words of "you, jump, please, homework and dictionary". Then the



researcher asked the students to mention the meaning of those words and also to mention how to produce it correctly. As the result, some of the students could not produce and spell the words correctly. Then, the students did not know the meaning of those words and they pronounced the words mistakenly.

The researcher was concerned about those problems, because when the researcher cannot solve those problems quickly, maybe all of the students would be bored in learning English or never want to learn English. The researcher had a solution to solve those problems by using outdoor learning method. In this method the students would be enjoy to learn and made the students be active in learning and teaching process especially in teaching vocabulary, because the place would be taken in outdoor, that was in the area of school. In that place the students not only learnt but also played and enjoyed the lesson. So, this method made the students more active in learning and teaching vocabulary.

Based on the reasons above, the researcher decided to help the students to increase the students' vocabulary mastery. The reason of the researcher to choose this method were (1) outdoor learning was considered to be effective to be applied in Junior High School in Pondok Pesantren Pembangunan Manaiilil Ulum Guppi Tk. 1 Samata Kabupaten Gowa because the location and the advantage in improving students' vocabulary mastery,(2) by applying this method the students not only study but also they could play because this method was fun,(3) this method made the students more active in the class because the students can feel it directly (learning by

doing). So that way, the researcher considered that learn English could be effective when the teacher using *outdoor learning* method.

Sugiarti (2013) said that *outdoor learning* method is one of methods by the teacher to ask the students to study outside the classroom. This is to see the phenomenon directly in order for the students to get close to the environment. Teacher acts as a facilitator to guide students to study independently, active, creative and close to nature.

Referring to some previous explanations, the researcher interested to conduct an experimental research under titled "***The Effectiveness of Using Outdoor Learning Method toward the Students' Vocabulary Mastery at the Second Grade of Junior High School in Pondok Pesantren Pembangunan Manaiilil Ulum Guppi Tk. 1 Samata Kabupaten Gowa***"

### ***B. Research problem***

Based on the previous background, the researcher formulated the problem statement as follows: Is outdoor learning method effective toward the students' vocabulary mastery at the Second Grade of Junior High School in Pondok Pesantren Pembangunan Manaiilil Ulum Guppi Tk. 1 Samata Kabupaten Gowa?

### ***C. Research Objective***

Related to the problem statement, the objective of this research is to find out the effectiveness of outdoor learning method toward the students' vocabulary mastery at the Second Grade of Junior High School in Pondok Pesantren Pembangunan Manaiilil Ulum Guppi Tk. 1 Samata Kabupaten Gowa.

#### **D. Research Significances**

The result of this research was expected to be useful theoretically and practically. Theoretically, it was expected to provide an empirical evidence to support the learning theory of vocabulary to improve the students vocabulary mastery, especially in using outdoor learning.

Practically, it was expected to be a valuable information and gave a meaningful contribution for students, teachers, and the next researcher. learners, and schools.

First was *significance for the students*, the result of this research aimed to help the students in learning how to build the students' ideas in vocabulary, because outdoor learning method involved the students to love the material that had taught. The applying of this method took place at outdoor that was in the area of school. So, the students are interest to learn. Furthermore, this method was really fun and made the students easy to master the vocabulary. Second was *significance for teachers*, the result of this research was expected to give more knowledge about how to teach a good vocabulary to the students by using outdoor learning method. This research believed that the teacher could guide the students in enhancing their vocabulary mastery. After that the teacher could easily control their students and achievement and goals. Third was *significance for the institution*, the researcher really hoped that this research might apply or possibly supports the institution to solve the problems as

a helping of the result of this research. Especially for the teacher who had a serious problem in teaching vocabulary.

**E. *Research scope***

This research focused on the use of outdoor learning method to increase the students' vocabulary mastery at the second grade of Junior High School in Pondok Pesantren Pembangunan Manaiilil Ulum Guppi Tk.1 Samata Kabupaten Gowa. The researcher would apply that method only in the area of school. The limitation of material were synonym and antonym.

**F. *Operational Definition of terms***

The operational definitions of topic as follows:

1. Vocabulary mastery

Vocabulary mastery is the ability of students to understanding the words or the ability of students to match the words that means the opposite (antonym) and synonym.

2. Outdoor learning

Outdoor learning is a method in learning and teaching English that take place in outdoor, like garden, yard of school and so forth. This method involved the participation of the students in learning and teaching process. By this method the students can improve their vocabulary mastery because the students will relax and enjoy the lesson, so that way, they will understand about the example words of antonym and synonym.

## CHAPTER II

### REVIEW OF RELATED LITERATURE

This chapter discussed about the related findings, theoretical frameworks, and hypothesis.

#### A. *Literature review*

##### 1. Previous Related Research Findings

This chapter presented the literature review which deals with the previous related research findings and pertinent ideas. Many researchers had reported their research about vocabulary and outdoor learning. Some of the findings of related research were presented in the following section.

Sugiarti (2013) in her thesis entitled “The Effect of Outdoor and Indoor Learning Strategies on Students’ Environmentally Insightful Behavior (An Experimental Study on Grade X of SMA 5 Depok)” found that There was a significant difference of environmentally insightful behavior of students using outdoor and indoor teaching strategy. The behavior of environmentally insightful students was higher in group using outdoor teaching strategy compare to group using indoor strategy.

Furthermore, Anies (2015) in her thesis entitled “Penerapan outdoor learning process berbantu puzzle blocks materi ekosistem untuk meningkatkan aktivitas belajar dan sikap peduli lingkungan” found that using outdoor learning with puzzle blocks could improve the students’ care to the environment, and

through both of the method the students also could easy to understood the lesson about ecosystem.

Moreover, Nisa (2015) in her thesis entitled “Outdoor learning sebagai metode pembelajaran IPS dalam menumbuhkan karakter peduli lingkungan”. Nisa said that using Outdoor learning was effective to build the students to care with their environment.

The certain conditions of outdoor learning method as follows:

1. Outdoor learning method is conducted outside the classroom, such as garden, school yard and so on.
2. Outdoor learning method is better to apply at school with the large field.
3. Outdoor learning method is not good to apply in the crowded environment. For instance, the school in the central city or closed to the market.
4. Outdoor learning method is suitable to apply in a dry season and not in rainy season.
5. The teachers should be able to consider the safety factors of students (not dangerous for students).
6. One of the weakness of outdoor learning method is the management of students in outdoor will be difficult, so, the teachers should create a good condition to make the students more focused on the material. As result, the students can be easy to understand the material.

Related to the previous findings before, the researcher conducted her research with different technique sampling and variable. The previous finding

used random sampling as their technique sampling, while in this research the researcher used purposive sampling. The variable was students' vocabulary mastery.

## **2. Some Pertinent Ideas**

### **a. Concept of vocabulary**

#### **1. Definition of vocabulary**

Vocabulary was the central of the language or all of the words that used by everyone in this world, and also was a list of words which had meaning and also a process of knowing and understanding the meaning of the word through verbal symbol and non verbal symbol. Without vocabulary the user of language cannot express their ideas well. The user of language would produce nothing when the user of language do not master the vocabulary.

Good in Siska (2014) said that vocabulary as content and function words of language which are learned so thoroughly so that become part of child's understanding, speaking, and later reading and writing vocabulary. Besides, According to Nurianti HS (2015 : 1) said that vocabulary is a basic thing that is also as foreign language for students and society of indonesia. How someone express a language if he/she does not comprehend vocabulary of the language evenless if he/she is studying foreign language.

Cambridge Dictionary (2000) said that vocabulary is as all the words used by a particular person, or all the words that exist in a particular language or subject. Vocabulary is core component of language proficiency and it provides much of the basis for how well learners speak, listen, and write.

Multazam (2015 : 4) said that vocabulary is a basic thing that is also as foreign language for the students and society of Indonesia. How someone express a language if she/he does not comprehend vocabulary of the language even less if he/she is studying foreign language.

Related to the some definitions that was given by the expert, the researcher concluded that vocabulary was a list of words which had meaning and it arranged alphabetically, recognize and understood by a particular person in speaking, listening, reading, and writing.

## 2. Parts of vocabulary

There are three parts that include in vocabulary, they are :

### a) Noun

Macfadyen in Rahbiana (2014) said that noun is a word used to name a person, animals, place, country, thing, ideas or abstract idea second and perhaps a little trickier, a noun can be an action. A noun could function in a sentence as a subject, a direct object, an indirect object, a subject complement, an object complement, an appositive, an adjective or an adverb.

### b) Verb

Swan in Rahbiana (2014) said that a verb is a word which could be used with a subject to form basic of close sentences and he also said that verb is a word or phrase indicating in action.



### c) Adjective

Macfadyen in Rahbiana (2014) said that adjective modifies is a noun or a pronoun by describing, identifying, or quantifying words. an adjective usually preceded that noun or pronoun which it modifies.

### 3. Kinds of vocabulary

Harmer (1991) said that vocabulary divided into two types : they were active and passive vocabulary. Active vocabulary refers to vocabulary that students have been taught to learn and which they were expected to be able to use. While passive vocabulary refers to words, which students would recognize when they met them but they would probably not able to produce it.

According to Good in Achmad (2014) said that vocabulary divided into four kinds, namely: (1) Oral vocabulary consist of words, which actively used in speech. The significant character of Oral vocabulary was that the speaker in rehearsed situation actively used it, (2) Writing vocabulary consist of words, which were actively used in writing. Since it was not under the constrain of time, it may have substantially wider range that the vocabulary or unrehearsed speech, (3) Listening vocabulary was the stock of words to which one response with meaning and understanding in speech of others, (4) Reading vocabulary was the stock of words to which one respond with meaning and understands in writing of others.

Furthermore Alfayanah (2014 : 14) said that everyone had two kinds of vocabulary which were often called passive and active. Passive vocabulary is made of all the word recognized in written and oral context while active

vocabulary consisted of the words which were actually used in every day speaking and writing.

#### 4. Teaching and Learning Vocabulary

##### a. approaches and techniques in teaching vocabulary

Mastery the Vocabulary was very important for the students as second language learners, because from the vocabulary the students not only can expressed their ideas orally but also the students can expressed their vocabulary in written. Teaching vocabulary has an important role in learning and teaching to achieve the goal, that is master the vocabulary, when the students master the vocabulary, it means that, they will easy to master any skills in language, such as speaking, listening, as well as reading and writing.

Nurasik in Siska (2014) said that learning a language will never be successful without learning and understanding the vocabulary or that language since the vocabulary is the prerequisite and unseparable unit of language.

Allen in Alfayanah (2014) classified the technique in teaching vocabulary for beginner classes as follows :

1. Let the students look at several words that are introduced in the first year text book, words representing nouns, verbs, adjectives, and other kinds of words.
2. Showing some pictures, especially the pictures the students draw.
3. Showing the real object
4. Definition in simple English, using vocabulary that the students knew already.

b. The principle in teaching and learning vocabulary

Wallace in Yusrawita (2014) said that the main principles in teaching and learning vocabulary are as follows:

1. Aims

Whatever the program or an activity is accounted, it always goes with instinct aim. In teaching vocabulary, we have to be clear about our aims, how many of vocabulary used we expect learners to be able to do, if it is not clear at this point, it will be difficult assess how successful the vocabulary learning has been attained.

2. Quantity

Having decided on what involved in vocabulary learning, we may then decide on the quantity of vocabulary to be taught, the number of new words that our students can learn. If we expect the words that will be taught become part of students' active vocabulary, then put the number of words as low as five until seven new words. Clearly, the actual number will depend on a number of factors varying from class to class and learner to learner. When there are too many words, the students may become confused discourage and frustrated.

3. Need

In most cases, the choice of vocabulary taught to the students, the teacher uses course books is syllabuses. In any case, the teacher in choosing the vocabulary that is going to be taught will relate to the aim of course and the objectives of individual lesson. It is also possible for the teachers, in a sense to put the responsibility of choosing vocabulary to be taught to the students. In other

words, the students are put in the situation where they have to communicate the words they need, as they need them, using the words as the information.

#### 4. Frequent expose and repetition

In teaching and learning vocabulary, there has to be a certain amount of repetition until there is evidence that the students have learnt the target words, the simple way of checking that the learning has been done is by seeing whether the students can recognize the target words and identify the meaning. If the words have to be part of the students productive vocabulary, they must be given an opportunity to use them, as often as necessary from them to recall the words at all, with the correct spelling and pronunciation and identify their meaning.

#### 5. Meaningful presentation

In presenting the vocabulary lesson, the students must have a clear and specific understanding of what word denotes or refers to. This requires that the words presented in such away their denotation and references are perfect and unambiguous.

#### 6. Situational presentation

The words presented are appropriate to the students' situation with a favorable condition, enough time consuming and convenient method, the students will automatically succeed in learning vocabulary.

#### 7. Presenting context

Words very seldom occur in isolation, so it is important for the students to know the usual collocation that words occur in. So, from the very beginning the

words must appear in its natural environment as it were among the words naturally collocates with. Collocations are words which are commonly associated.

#### 8. Learning vocabulary in the mother tongue and in the target language

There are five steps to learn or to achieve vocabulary in the mother tongue and the target language as follows : (a) there is a felt need, (b) the mother tongue learning learner mostly controls his own rate of learning, (c) the mother tongue is exposed to an enormous quantity of his own language and has tremendous scope for repetition of what he learns, (d) the language is nearly always encountered in appropriate context, and (e) since the words are learned as they arise out of a felt need in particular situation they usually have a clear denotation.

#### 9. Inference procedures in vocabulary learning

Inference is also on of strategies in learning vocabulary in which the learners are a head on a practice by using a definite knowledge to have a clear understanding of the words they learnt. The students infer the meaning of the words by listening or reading them used in certain context and certain situation.

### **b. The concept of Outdoor Learning method**

#### 1. The definition of Outdoor learning

According to John. M. Echols in the English Indonesian dictionary, outdoor activity is derive from the word "outdoor" meaning outside, and activity means the routines. So, outdoor activities are learning outside the classroom. According To Wikipedia outdoor education or outdoor learning can be simply defined as experimental learning in, for, or about the outdoors. The term outdoor

education, however is used broadly to refer to a range of organized activities that take a place in variety of ways in predominatly environments.

Sugiarti (2013) said that *outdoor learning method* is one of method by the teacher to ask the students to study outside the classroom. This is to see the phenomenon directly in order for the students to get close to the environment. Teacher acts as a facilitator to guide students to study independently, active, creative and close to nature.

Moreover, Komaruddin in Husamah (2013) said that *outdoor learning method* is the activities out of school that contain activities outside the classroom/school and the other in the wild; such as : playing in the yard of schools, parks, village agriculture/fishing, camping, and activities that are adventurous and the development aspects of the relevant knowledge.

In addition, Husamah (2013) said that *outdoor learning* is a learning process that is designed to allow students to learn direct learning materials on the actual object, so the learning will be more obvious. The advantages of *outdoor learning* are the students can encourage their motivate in learning with a fun learning environment, use of instructional media that concrete, using natural materials that already exist around, can foster the ability to explore and can give pleasure to the child when the study without feeling bored and tired because of lack of interest in the learning in teaching. Outdoor learning could also foster the strengthening of the concept to be given to children.

Based on the some of the definitions above, the researcher concluded that outdoor learning was a learning that was conducted outside the room or outside

the school, such as the school of yard, gardens, parks and so on. through this method, learning would be more interesting and exciting, because the learning process was based on the fact, the students not only imagine it, but also they can experience and be directly involved in the lesson. So, the students would easily to understand the material who presented by the teacher.

## 2. Concepts underlying the approach of outdoor learning

Concepts underlying the approach to outdoor learning Yuliarto in Husamah (2013), namely:

a) Education has not put the child as a subject.

Every child with special needs and unique. they have advantages and disadvantages. So, the process uniformity and uniqueness will kill the child. Uniqueness of children with special needs have a place and look for more opportunities for children to develop.

b) The child's world is a world of play, but many lessons do not convey the passing game.

c) The child's age is the age of the most creative in human life, but the world less education provides an opportunity for the development of creativity.

## 3. The steps of outdoor learning

Teaching and learning activities outside the classroom (outdoor learning) should not be done arbitrarily. Teaching should still have the concepts and steps to clear, so that it can become the main reference for a teacher who teaches students outside the classroom. The activities of this method is not just

mess around to refresh the mind and cure boredom, but in order educate students and make them understand the subject well.

According to Husamah (2013) said that learning steps outdoor learning are:

- a. Teacher invites students to a location outside of class
  - b. Teacher invites students to gather in group
  - c. Teacher gives motivation
  - d. Teacher explains the working of a group
  - e. Teacher divides each group at the site to make observations and give it time.
  - f. Teacher guides students during the field observations
  - g. Teacher completes observation of students in order reconvened to discuss the results of their observations.
  - h. Teacher guides the discussion and students are given the opportunity to present the results of their discussion each group and the other group was given time to respond
- From the steps above it is clear that learning outside the classroom can make students more familiar with the surrounding nature as media for student learning. The process of learning in outdoor learning methods in general can be concluded that the method that takes students out of the classroom / room for further study using natural media as a learning resource.



#### 4. The Benefits of outdoor learning method

According Sudjana and Rival in Husamah (2013) explained, many advantages are gained from studying the environmental activities in the learning process, among other things:

- a) The learning activities more interesting and not makes the students be bored to sit for hours, so that the students' motivation will be higher.
- b) The nature of learning will be more meaningful because the students are faced with the situation and the real situation or natural.
- c) The materials that can be studied richer and more accurate factual so that truth.
- d) The activities of student learning is more comprehensive and more active because it can be done in various ways such as observing, asking questions or interviews, to prove or demonstrate, examine the facts, and others.
- e) Source sailed richer because the environment that could be studied such diverse social environment, natural environment, built environment, and others.
- f) Students can understand and appreciate the aspects of life that is available in the environment, so as to form a personal familiar with the life of the surrounding form, and can cultivate love it.

#### **B. Theoretical Framework**

Vocabulary mastery is the ability of students to understanding the words or the ability of students to match the words that means the opposite (antonym) and synonym.

Vocabulary make the students be stressful when they did not know what the meaning of the words exactly. Utami (2014) Learning vocabulary is not only remembering words in spoken or written but also the students should be able to understand the meaning of the words.

In learning and teaching vocabulary, the teacher tend to use conventional method, for instance lecturing, that is too monotonous for the students, the teacher only mention the name of things and also mention the meaning, without showing the characteristics of that things directly (do observation to the things directly) to make sure the students understand the words or not. The result of this way is the students will get nothing from the teachers' explanation. The students need a new method and experience in learning and teaching vocabulary to achieve the goals. That is a marvelous method to improve the student vocabulary mastery.

Husamah (2013) said that outdoor learning is a learning process that is designed to allow students to learn direct learning materials on the actual object, so the learning will be more obvious. The advantages of outdoor learning were the students can encourage their motivate in learning with a fun learning environment, use of instructional media that concrete and using natural materials that already exist around.

By this method the students will get a new experience in learning and teaching vocabulary, because there is a new situation that felt by the students, usually the students learn English in the class and the students only imagine the material that explain by the teacher, as the result, the students will be bored. But, when the teacher use outdoor learning method, the students will get a new

experience because they will learn in outdoor, and they will be observed the material directly and also the students would enjoy their lesson.

The theory before will support by an empirical evidence from the previous research findings. First evidence by Anies (2015) in her thesis “Penerapan Outdoor learning process berbantu Puzzle blocks materi ekosistem untuk meningkatkan aktivitas belajar dan sikap peduli lingkungan” found that using outdoor learning with puzzle blocks could improve the students’ care to the environment, and through both of the method the students also could easy to understand the lesson about ecosystem.

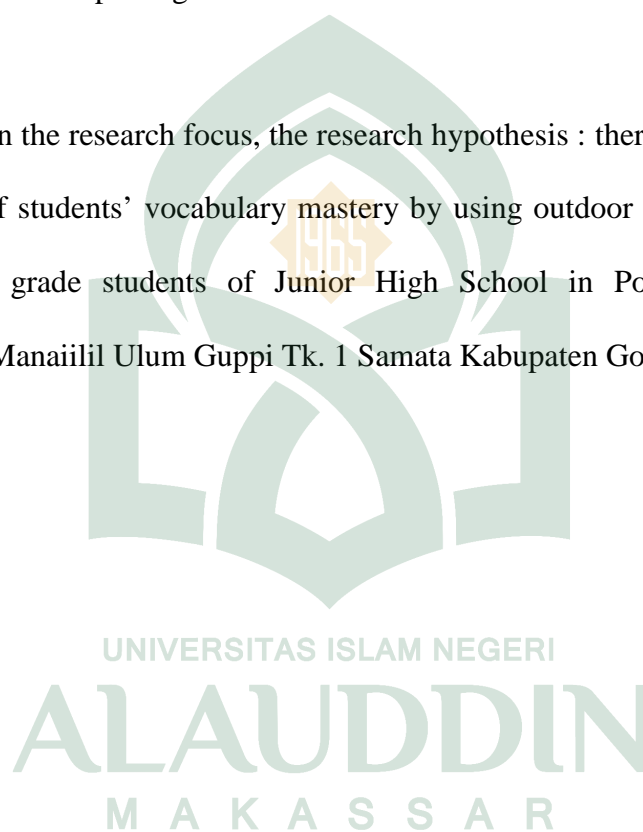
The second evidence by Tanjung (2011) in his thesis “Reinforcing Students’ Vocabulary through Scrabble Game (a Classroom Action Research at The First Grade Student of MTS Nurussalam Pondok Pinang” found that the students activity for the learning process in cycle one and two had improve that involved understanding of words, autonomy and success in playing scrabble game. Students’ response with the learning process was very good, most of students stated pleasure with the scrabble game and their vocabulary was better than before they are taught by scrabble game. Students learning result improved from the first cycle and the second cycle, it is proved by students’ pre test and post test. The average of students’ pre test is 62,84 and the average of post test is 76,38. The improvement result the implementation is 13,54. It shows that teaching vocabulary using scrabble game can improve students’ vocabulary ability significantly. And the percentage of students who achieved the KKM in pre test is

15,3%, post test I is 38,46%, and post test II is 92,30%. The percentage of students who achieve the KKM shows that this CAR categorized successful.

Related to some evidence before, the researcher believe that outdoor learning method is effective toward the students vocabulary mastery at the second grade of junior high school in pondok pesantren pembangunan Manaiilil ulum guppi tk 1 samata kabupaten gowa.

### ***C. Hypothesis***

Based on the research focus, the research hypothesis : there is significantly improvement of students' vocabulary mastery by using outdoor learning method at the second grade students of Junior High School in Pondok Pesantren Pembangunan Manaiilil Ulum Guppi Tk. 1 Samata Kabupaten Gowa.



## CHAPTER III

### RESEARCH METHOD

This chapter deals with the research method, the research variables, the population, the sample, the research instrument, the data collection procedures and the data analysis techniques.

#### *A. Research method*

##### 1. Research Design

The design of this research was quasi-experiment. This design was exactly like pre-test post-test control group design except that there was no random assignment into group (Sugiono, 2014). A group of subject who receive a treatment, experimental group was compare to control group who does not received a treatment. Therefore, the researcher had two groups of people as the sample, one was in the controlled group and another was in the experimental group. Furthermore, they would be chosen without random.

The design was as follow:

<b>Experimental Group:</b>	<b>O<sub>1</sub></b>	<b>X</b>	<b>O<sub>2</sub></b>
<b>Controlled Group:</b>	<b>O<sub>3</sub></b>		<b>O<sub>4</sub></b>

*Figure 3.1 Research design*

Where:

$O_1$  = pre-test for experimental group

$O_2$  = post-test for experimental group

$O_3$  = pre-test for controled group

$O_4$  = post-test for controled group

X = treatment

(Sugiono, 2014: 79)

## 2. Research Variables

According to Arikunto (2013) the kinds of variable that correlated with the research design consist of two variables: independent and dependent variable.

### a. Independent variable

Independent variable was a variable that influenced another variable to achieve what the researcher expect is. In this research, the independent variable was Using Outdoor Learning method.

### b. Dependent Variable

Dependent variable was the result that expected through implement of the independent variable. The dependent variable that observed in this research was students' vocabulary mastery.

## **B. Population and Sample**

### *1. Population*

Sugiyono (2011) said that population is the generalized composed of the object/subject that have certain qualities and characteristics are determined by the researcher to learn and then draw the conclusion. The population of this research was the second year students Pondok Pesantren Pembangunan Manaiilil Ulum Guppi 2017-2018. The total numbers of population were 86 students, consists of 4 classes.

### *2. Sample*

Tiro (2011) states that sample as a number of members which is taken from population. The technique sampling used in this research was purposive sampling. Purposive sampling also called judgmental sampling, the sampling based assessment (judgment) academic researchers or those who may be eligible to be sample. Therefore, in order not to subjective, the researcher must know the specific background knowledge possessed by the sample in order to really be able to get samples in accordance with the requirements or purpose of the study and obtaining accurate data.

In this research, the researcher was determined the sample by using purposive sampling, because this technique was suitable with the researcher's aim, it was easy to do and the sample was easy to find. The researcher took two classes as the researcher's sample to get the representative data. The researcher divided the sample into two groups, experimental class and controlled class. The researcher took VIII. A consist of 20 students as experimental class and VIII.B consist of 20 students as the

controlled class. The researcher selected VIII A and VIII B as her sample because the researcher had conducted her preliminary observation in the both of the classes. The result showed that most of the students' knowledge were in the same level. So the researcher decided to take VIII A and VIII B as her sample in this research.

### ***C. Research Instrument***

The way the researcher got the data was through the instrument. In this research, the instrument that used of the researcher was test which aimed to measure the achievement of students on their vocabulary mastery. The test was given through pre-test and post-test. In pre-test, there were 20 questions. All of the questions were make a match task. Either post-test, forms and total of questions were same with pre-test.

### ***D. Data Collecting Procedure***

#### ***1. Pre-test***

To collect the data, the researcher administered a pre-test to both classes. It tested to the students. The Pre-test was intended to know the prior knowledge of the students on vocabulary mastery before giving the treatment.

#### ***2. Treatment***

The way the researcher improved the students' vocabulary mastery was treatment by using *outdoor learning*. After giving the Pre-test, the researcher conducted the treatment to the experiment class by using *outdoor learning* , while the control class received a treatment by using conventional technique. The treatment was given for ten



meetings, it took 80 minutes for each meeting. The procedures of treatment in experimental class, as follows :

- a. The researcher invited the students to a location outside of class.
- b. The researcher introduced herself.
- c. The researcher introduced the introduction materials to the class.
- d. The researcher motivated the students by giving positive feedback and support them to believe that they can do well.
- e. The researcher explained the outdoor learning method.
- f. The researcher taught the students about antonym and synonym.
- g. The researcher divided the students into 4 groups.
- h. The researcher asked every group to find out some example words of antonym and synonym.
- i. The researcher collected the result of students' exercise.
- j. The researcher mentioned the example words of antonym and synonym that the students found.
- k. The researcher asked the students to understand the example words of antonym and synonym.

### 3. Post-test

After the treatment, the post-test was used after giving treatment to the students. The test was same with the pre-test before. In this post-test, the researcher saw the improvement of the students after giving treatment. It aims to measure whether the use of *outdoor learning method* could improve the students' vocabulary mastery.

### E. Data Analysis Technique

The data was collected through pre-test and post-test . The researcher used the formula as follows :

#### 1. Students score

Scoring students correct answer of pre-test and post-test:

$$\text{Students' score} = \frac{\text{Score correct answer}}{\text{The total number}} \times 100$$

The total number

Sudjana in Andi (2008)

#### 2. Classifying score

Classifying the score of the students' answer into following measurement :

No	Classification	Score
1	Very good	85-100
2	Good	65-84
3	Fair	55-64
4	Poor	35-54
5	Very poor	10-34

Sudjana in Andi (2008)

### 3. Mean score

Finding out the mean score of the students' answer by using formula as follows :

$$\bar{X} = \frac{\sum x}{N}$$

Where:  $\bar{X}$  = Mean Score

$\sum x$  = the sum of all score

N = the total number of students

Gay (2006)

### 4. Standard deviation

Finding out the standard deviation of the students pre-test and post-test by applying this formula as follows :

$$SS1 = \sum X_1^2 - \frac{(\sum X_1)^2}{n_1}$$

n1 UNIVERSITAS ISLAM NEGERI

$$SD1 = \sqrt{\frac{SS1}{n1}}$$

$$SS2 = \sum X_2^2 - \frac{(\sum X_2)^2}{n_2}$$

n2

$$SD2 = \sqrt{\frac{SS2}{n2}}$$

Where :

SS1 = Sum of squares in Experimental group

SS2 = Sum of squares in controled group

X1 = The sum of scores in Experimental group

X2 = The sum of scores in controled group

n1 = Number of subject in experimental group

n2 = Number of subject in controled group

SD1 = Standard deviation in experimental group

SD2 = Standard deviation in controled group

Gay (2006)

## 5. t-test

finding out the significane different achievement of students, the researcher calculated the value of the test by using the following formula :

$$t = \frac{\overline{X}^1 - \overline{X}^2}{\sqrt{\left(\frac{SS_1 + SS_2}{n_1 + n_2 - 2}\right)\left(\frac{1}{n_1} + \frac{1}{n_2}\right)}}$$

Where:  $\overline{X}^1$  = Mean score of experimental group

$\overline{X}^2$  = Mean score of controled group

$SS_1$  = Sum of square of experimental group

$SS_2$  = Standard Deviation of controled group

$n_1$  = Total number of subject in experimental group

$n_2$  = Total number of subject in controled group

Gay (2006)

## **F. Research Procedure**

In collecting the data, there are some steps were taken by the researcher, they are:

### 1. Preliminary Visit

The researcher visited the school to get information about teacher and students as participant, to gain information, the researcher asked the administration officer.

### 2. Contacting the headmaster

The researcher asked the permission to headmaster of SMP GUPPI by giving permission letter.

### 3. Contact the English teacher

After getting permission, the researcher met the English teacher for asking his help and guidance in conducting the research.

### 4. The Pre-Test

The researcher gave the Pre-Test to experiment and control class. The Pre-Test was conducted on July 19, 2017 for experiment class and July 21, 2017 for control class.

### 5. The Treatment

The activities of the experiment class were started on July 19, 2017 until 19 August, 2017. The experiment class was given the treatment by using *outdoor learning method* in teaching vocabulary especially in antonym and synonym material, while the

activities in control class were started on July 19, 2017 until August 19, 2017. The control class was only given conventional teaching technique without using *outdoor learning* in teaching vocabulary.

The procedures of treatment were chronologically performed as follows:

***a. Experiment Class (treatment by using outdoor learning method)***

1. The first meeting in treatment July 20, 2017, the researcher did the treatment in experiment class the material given was *what is antonym? what the example words of antonym ?* In treatment, the researcher explained description about antonym to students by using little whiteboard in outdoor the classroom.

2. The second meeting July 21, 2017, the material given was *twelve example words of antonym.*

3. The third meeting July 22, 2017, the material given was *ten example words about antonym.*

4. The fourth meeting, July 28, 2017, the material given was *ten example words of antonym.*

5. The fifth treatment in July 29, 2017, *the researcher asked the students to memorized the example words of antonym.*

6. The sixth meeting August 4, 2017, the material given was *what is synonym ? what the example words of synonym?*

7. The seventh meeting, August 5, 2017, the material given was *seven example words about synonym.*

8. The eight meeting, August 11, 2017, the material given was *seven example words about synonym*.

9. The ninth meeting, August 12, 2017, the material given was *the students memorized the example words of synonym*.

10. The tenth meeting, August 18, 2017, the researcher gave *the students daily exam about antonym and synonym*.

**b. Control Class**

1. The first meeting July 22, 2017, the researcher did the treatment in experiment class the material given was *what is antonym? what the example words of antonym?* In treatment, the researcher explained the material to students by using conventional method (lecturing).

2. The second meeting July 26, 2017, the material given was *twelve example words of antonym*.

3. The third meeting July 28, 2017, the material given was *ten example words about antonym*.

4. The fourth meeting July 29, 2017, the material given was *ten example words of antonym*.

5. The fifth meeting August 2, 2017, *the researcher asked the students to memorized the example words of antonym*.

6. The sixth meeting August 4, 2017, the material given was *what is synonym ? what the example words of synonym?*

7. The seventh meeting August 5, 2017, the material given was *seven example words about synonym*.

8. The eight meeting August 11, 2017, the material given was *seven example words about synonym*.

9. The ninth meeting August 12, 2017, the material given was *the students memorized the example words of synonym*.

10. The tenth meeting August 18, 2017, the researcher gave *the students daily exam about antonym and synonym*.

#### 6. The Post-Test

The post-test was conducted after the treatment; the aim was to test their understanding on vocabulary mastery, it was held on August 19, 2017 in Experiment class and August 19, 2017 in Control Class.



## CHAPTER IV

### FINDING AND DISCUSSION

This chapter consisted of two items, the findings of the research and the discussion of the research findings. In finding item, the researcher shows all of the data which were collected during the research. While, in the discussion item, the researcher analyzed all of the data in finding item.

#### **A. Findings**

The findings of this research deals with the students' score in the pre-test and the post-test, the students' score classification, the mean score, the significant differences between the score of pre-test and post-test and the hypothesis testing of the faired samples. This findings were described as follows:

1. The classification of students' pre-test score and post-test scores in experimental class.

The following table shows the classification of frequency and percentage the score of students' vocabulary mastery at the second grade students of Junior High School in Pondok Pesantren Manahilil Ulum Guppi TK. 1 Kab Gowa in pre-test and post-test of experimental class.

*Table. 4.1*

***Classification of frequency and percentage score of students' vocabulary mastery in experimental class (pre-test)***

No	Classification	Score	Frequency	Percentage
1	Very Good	85-100	0	0%
2	Good	65-84	1	5%
3	Fair	55-64	1	5%
4	Poor	35-54	14	70%
5	Very Poor	10-34	4	20%
<b>Total</b>			<b>20</b>	<b>100%</b>

Table 1 shows the rate percentage score of experimental class in the pre-test from 20 students, there was 1 (5%) student obtained good score and most of the students obtained poor score.

**Table. 4.2**

***Classification of frequency and percentage score of students' vocabulary mastery in experimental class (post-test)***

<b>No</b>	<b>Classification</b>	<b>Score</b>	<b>Frequency</b>	<b>Percentage</b>
1	Very Good	85-100	1	5%
2	Good	65-84	11	55%
3	Fair	55-64	8	40%
4	Poor	35-54	0	0%
5	Very Poor	10-34	0	0%
<b>Total</b>			<b>20</b>	<b>100%</b>

Table 2 shows the rate percentage score of experimental class in the post-test from 20 students, there were 11 (55%) students obtained good score and None of the students obtained poor score.

Based on Table 1 and table 2 shows the rate percentage of the pre-test and the post-test in the experimental class. From the tables above, it can be concluded that the rate percentage in the post-test was higher than the rate percentage in the pre-test. It can be seen in table 1 and 2. In the pre-test there were 14 (70%) students obtained poor score. While, in the post-test none of the students obtained poor score, but most of the students in the post-test obtained good score. It means that the students' score in the experimental class improved.

2. The classification of Students' Pre-test and Post-test Scores in Control Class.

The following table shows the classification of frequency and the percentage the score of students' vocabulary mastery at the second grade students of Junior High School in Pondok Pesantren Manaiilil Ulum Guppi TK. 1 Kab Gowa in pre-test and post-test of controlled class.

**Table. 4.3**  
**Classification of frequency and the percentage score of students' vocabulary mastery in the controlled class (pre-test)**

No	Classification	Score	Frequency	Percentage
1	Very Good	85-100	0	0%
2	Good	65-84	0	0%
3	Fair	55-64	1	5%
4	Poor	35-54	11	55%
5	Very Poor	10-34	8	40%
<b>Total</b>			<b>20</b>	<b>100%</b>

Table 3 shows the rate percentage score of controlled class in the pre-test from 20 students, there were 11 (55%) students obtained poor score and None of the students obtained very good and good score.

**Table. 4.4**  
**Classification of frequency and percentage score of students' vocabulary mastery in controlled class (post-test)**

No	Classification	Score	Frequency	Percentage
1	Very Good	85-100	0	0%
2	Good	65-84	7	35%
3	Fair	55-64	6	30%
4	Poor	35-54	6	30%
5	Very Poor	10-34	1	5%
<b>Total</b>			<b>20</b>	<b>100%</b>

Table 4 shows the rate percentage score of controlled class in the post-test from 20 students, there were 7 (35%) students obtained good score and others were under of it.

Table 3 and table 4 shows the rate percentage of the pre-test and the post-test in the controlled class. From the tables above, it can be concluded that the rate percentage in the post-test was higher than the rate percentage in the pre-test. It can be seen in table 3 and 4. In the pre-test there were 11 (55%) students obtained poor score. While, in the post-test there were 6 (30%) students obtained poor score. It means that the students' score in the controlled class also was improved.

Based on the result above, it can be concluded that the rate percentage in the post-test for the experimental class was higher than the rate percentage of controlled class. Although for both of the class improved. It can be seen in table 2 and 4. The result of the post-test in the experimental class : None of the students obtained poor score. While The result of the post-test in the controlled class : there were 6 (30%) students obtain poor score.

### 3. The Mean Score and Standard Deviation of Experimental Class and Control Class.

After calculating the result of the students score, the mean scores and the standard deviation for both classes can be presented by the following table.

**Table 4.5**

**The mean score of experimental class**

**And controlled class in pre-test**

<b>Class</b>	<b>Mean Score</b>	<b>Standard Deviation</b>
Experimental	41	0.34
Controlled	33	0.34

The table above shows that, the mean score and the standard deviation of the experimental class and the controlled class in the pre-test. The mean score in

the experimental class was 41 and the standard deviation was 0.34. While the mean score in the controlled class was 33 and the standard deviation was 0.34.

**Table 4. 6**

**The mean score of experimental class**

**And controlled class in Post-Test**

<b>Class</b>	<b>Mean Score</b>	<b>Standard Deviation</b>
Experimental	69	6.51
Controlled	56.5	0.26

The table above shows that, the mean score and the standard deviation of the experimental class and the controlled class in the post-test. The mean score in the experimental class was 69 and the standard deviation was 6.51. While the mean score in the controlled class was 56.5 and the standard deviation was 0.26.

The significance score between experimental and the controlled class can be known by using t-test. The result of t-test can be seen in table 7 as follows:

**Table 4.7**

**Distribution the value of t-test and t-table in post-test**

<b>Variable</b>	<b>t-test value</b>	<b>t-table value</b>
Post-Test	4.16	2.042

The t-table above shows that the test value was higher than the t-table value. The result of the test shows that there was significant different between the t-table and the t-test (2.042), it means that t-table was smaller than t-test. The result of the t-test statistical analysis shows that there was significant different between the experimental class and the controlled class. The statement was

proved by the t-test value (4.16) which higher than t-table value (2.042), at the level of significance 0.05 and the degree of freedom  $(N_1 + N_2) - 2 = (20 + 20) - 2 = 38$ .

## **B. Discussion**

The result of this research shows that the students' scores were higher after the treatment in experimental class using *outdoor learning method*. The score of students improved by using *outdoor learning method*. The students in the experimental class show their improvement more than the controlled class. Most of the students were in the good score. The use of *outdoor learning method* was effective toward the students' vocabulary mastery improvement.

The statements from the expert support this research, Husamah (2013) said that *outdoor learning* is a learning process that is designed to allow students to learn direct learning materials on the actual object, so the learning will be more obvious. The advantages of *outdoor learning* are the students can encourage their motivate in learning with a fun learning environment and use of instructional media that concrete. Sugiarti (2013) said that *outdoor learning method* is one of method by the teacher to ask the students to study outside the classroom. This is to see the phenomenon directly in order for the students to get close to the environment. Teacher acts as a facilitator to guide students to study independently, active, creative and close to nature. Anies (2015) The result of her research is that using outdoor learning with puzzle blocks can improve the students' caring to the environment and also students can easy understand the lesson about ecosystem.

The analysis of the mean score gap in the post-test between the experimental and the controlled ensured if the method was effective. The mean score of the experimental class was 69 and 56.5 for the controlled class. It means the gap of the students' score of the experimental and controlled class is 13.5. The explanation of the gap between the two classes indicates that the experimental class shows high improvement than the controlled class.

The alternative hypothesis of this research would be accepted if the t-test is higher than t-table value (2,042) based on the result, the  $H_a$  was accepted. In other words, the use of *outdoor learning method* was effective to improve the student's vocabulary mastery.

In summary, the researcher asserted that outdoor learning method is a good method that useful in teaching vocabulary. There were some points that make *outdoor learning method* was effective. They were: the learning activity more interesting and the students faced the natural situation in outdoor.

## CHAPTER V

### CONCLUSION AND SUGGESTION

This chapter consisted of two sections. The first section deals with the conclusion and the second one deals with suggestion.

#### A. *Conclusion*

Based on the discussion in the previous chapter, it is clear that using *outdoor learning method* can increase the students' vocabulary mastery. The students' score in vocabulary test before treating *outdoor learning method* is low. It is different from the students' mastery after using *outdoor learning method* in learning vocabulary. It can be found in students the post-test. The score is higher than the pre-test. Using *outdoor learning method* in learning activity contribute to the students' mastery in vocabulary. It can increase student's understanding about the words. This method can increase students' vocabulary mastery.

It is proved by the t-test value (4.16) is greater than the t-table value (2.042). Accordingly, *outdoor learning method* can increase the students' vocabulary mastery. It can be concluded that using *outdoor learning method* is effective toward the students' vocabulary at the second grade student of Junior High School in Pondok Pesantren Pembangunan Manaiilil Ulum Guppi Tk. 1 Samata Kabupaten Gowa.



## **B. *Suggestions***

Based on the conclusion, the researcher presents some suggestions as follows:

1. The researcher suggests the teacher to make the learning and teaching vocabulary more interesting and useful for students. As the result, the researcher suggests the teacher to choose outdoor learning method as the teacher's method to make the students more interesting in learning process.
2. The suggestion for the next researcher who are interested in this topic to use random sampling as the technique sampling to get the data, because in this thesis the researcher only used purposive sampling. So, the researcher hoped that the next researcher will choose random sampling technique. By using random sampling technique, the next researcher can get a good data, because this technique have represented all of the samples in every class and by using this technique, every student has the same chance to be chosen by the researcher as a sample.
3. The researcher suggests for the next researcher to choose another material in learning and teaching vocabulary, for instance the material of prefix and suffix.

## BIBLIOGRAPHY

- Achmad, Sumira. *Improving The Students' Vocabulary through Mindscapes Method for The First Grade of SMK PUBLIK MAKASSAR*. A thesis of UIN Alauddin Makassar. 2015.
- Alfayanah, Nurul H. *The Comparison between Implementing Word Grouping Activities and Conventioanl Method in Improving Students' Vocabulary at MTS MDIA BONTOALA MAKASSAR*. A thesis of UIN Alauddin Makassar. 2014.
- Anies, Rahmayati. *Penerapan Outdoor learning process berbantu Puzzle blocks materi ekosistem untuk meningkatkan aktivitas belajar dan sikap peduli lingkungan*. A thesis of UNNES Semarang. 2015.
- Arikunto, Suharsimi. *Prosedur Penelitian; Suatu Pendekatan Praktek*. Jakarta: PT. Rineka Cipta. 2013.
- Cambridge University. *Cambridge Dictionary of American English*. Cambridge : Cambridge University Press. 2000.
- Echols, John M. *Kamus Inggris Indonesia*. Jakarta: PT Gramedia Pustaka Utama. 2010.
- Gay, LR. *Education Research : Competences for Analysis and Application*. Second Addition; A Bell & Howel Company: London. 2006
- Harmer, 1991. *The Practice of English Language Teaching*. Sidney : Multilingual Matters Ltd. 1986.
- Hornby. Oxford Dictionary. Oxford Dictionary Press. 1995.
- Husamah. *Pembelajaran Luar Kelas Outdoor Learning*. Jakarta: Prestasi Pustakaraya. 2013.
- Multazam. *Using Crossword Puzzle in Teaching Vocabulary at The Second Grade Students' of SMP MATTIRO SOMPE PINRANG*. A thesis of UIN Alauddin Makassar. 2015.
- Nisa, Jakiatin. *Outdoor learning sebagai metode pembelajaran IPS dalam menumbuhkan karakter peduli lingkungan*. A thesis of UIN Syarief Hidayatullah Jakarta. 2015.
- Nurianti HS. *The Effectiveness of Hangman Game in Teaching Vocabulary for Young Learners at the Second Year of SMP Negeri 9 Makassar*. A thesis of UIN Alauddin Makassar. 2015.

- Rahbiana. *Using Prayer Model to Maximize Vocabulary Mastery of The Second Year Students of SMP NEGERI 7 BARUGAE*. A thesis of UIN Alauddin Makassar. 2014.
- Sudjana, N. 1999. *Metode Statistika*. Bandung. PT. Remaja Rosdakarya.
- Sugiyono. *Metode penelitian kuantitatif dan kualitatif dan R & D*. Bandung: Penerbit Alfabeta. Bandung, 2014.
- Sugiarti. *The Effect of Outdoor and Indoor Learning Strategies on Students' Environmentally Insightful Behavior (an Experimental Study on Grade X of SMA 5 Depok)*. A thesis of UNJ Jakarta. 2013.
- Siska, Sylfanah. *The First Year Students' Vocabulary Command through Visual Vocabulary Cards at MTS. MADANI ALAUDDIN PAOPAO*. A thesis of UIN Alauddin Makassar. 2014.
- Tanjung, Andi S. *Reinforcing Students' Vocabulary through Scrabble Game (a Classroom Action Research at The First Grade Student of MTS Nurussalam Pondok Pinang)*. A thesis of Syarif Hidayatullah State Islamic University Jakarta. 2011.
- Thornbury Scott. 2002. *how to teach vocabulary*. England. Person education.
- Tiro, Muhammad Arif. *Dasar-dasar Statistika; Edisi Ketiga*. Makassar: Andira Publisher. 2011
- Utami, Yheni S. *Improving Students' Vocabulary Mastery Using Crossword Puzzle for Grade VII of SMP N 2 SRANDAKAN in The Academic Year of 2013/2014*. A thesis of Yogyakarta Islamic State. 2014.
- Yusrawita. *The Use of Article from Magazine in Expanding Students' Vocabulary at The First Year Students of SMA NEGERI 11 MAKASSAR*. A thesis of UIN Alauddin Makassar. 2014.



# APPENDICES



UNIVERSITAS ISLAM NEGERI  
**ALAUDDIN**  
M A K A S S A R

**APPENDIX I**  
**STUDENTS' ATTENDANCE LIST**  
**SMP GUPPI**  
**(EXPERIMENT CLASS VIII A)**

NO	STUDENT'S NAME	1	2	3	4	5	6	7	8	9	10	11	12
1	A.Adelia				S								
2	Ade Irmayanti												
3	Amelia Putri						S						
4	Asrianti												
5	Astuti												
6	Anri Kayla .M										i		
7	Aldiansyah												
8	Al-Qadri												
9	Akbar												
10	Ardi Saputra					a							
11	Budiman												
12	Faizal. A			a			a						
13	Faizal Jufri												
14	Femil Bachtiar												
15	Ivan Ardanang												
16	Kiki Ariski												
17	Meyliana Bakti										i		
18	Muh. Akbar .P												
19	Haikal Priangga		a				a						
20	Subair Alfaidah			a			S			a			

UNIVERSITAS ISLAM NEGERI  
**ALAUDDIN** The Researcher  
 M A K A S S A R

MIRNAWATI

20400113132

STUDENTS' ATTENDANCE LIST  
SMP GUPPI  
(CONTROL CLASS VIII B)

NO	STUDENT'S NAME	1	2	3	4	5	6	7	8	9	10	11	12
1	Muh.Padel .M												
2	Nur Alim												
3	Nur Hasmirawati												
4	Nur Hikma												
5	Nur Hidayah								S				
6	Nur Indri Sari												
7	Putri Refina												
8	Reski Amelia												
9	Rahmatia						S						
10	Risnawati										i		
11	Rangga Prawira												
12	Rian Ahmad					a							
13	Rahmat Reskianto		a										
14	Sahara			a					a				
15	Sherliani												
16	Surya Hadi .W							S					
17	Suci Sinar .M			a									
18	Winda Sari												
19	Wahyu Nurfajri												
20	Xaina Surya .M												

UNIVERSITAS ISLAM NEGERI  
**ALAUDDIN**  
M A K A S S A R  
The Researcher

MIRNAWATI

20400113132

## APPENDIX II

## Score of Students' Pre-test and Post-Test in Experimental Class (VIII A)

No.	Students	Pre-test	Post-test	$X_1^2$	$X_2^2$
1	A. Adelia	40	60	1600	3600
2	Ade Irmayanti	35	55	1225	3025
3	Amelia Putri	45	70	2025	4900
4	Asrianti	30	60	900	3600
5	Astuti	45	80	2025	6400
6	Anri Kayla Manayra	45	80	2025	6400
7	Aldiansyah	40	75	1600	5625
8	Al-Qadri	35	80	1225	6400
9	Akbar	50	75	2500	5625
10	Ardi Saputra	40	55	1600	3025
11	Budiman	70	90	4900	8100
12	Faizal.A	20	60	400	3600
13	Faizal Jufri	25	55	625	3025
14	Femil Bachtiar	45	70	2025	4900
15	Ivan Ardanang	30	70	900	4900
16	Kiki Ariski	35	60	1225	3600
17	Meyliana Bakti	50	75	2500	5625
18	Muh. Akbar Perdana	55	80	3025	6400
19	Haikal Priangga	45	60	2025	3600
20	Subair Alfaidah	40	70	1600	4900
	<b>Total Score</b>	<b>820</b>	<b>1380</b>	<b>35950</b>	<b>97250</b>
	<b>Mean Score</b>	<b>41</b>	<b>69</b>	<b>1,797.5</b>	<b>4,862.5</b>

### APPENDIX III

#### Score of Students' Pre-test dan Post-Test in Controlled Class (VIII B)

No.	Students	Pre-test	Post-test	$X_1^2$	$X_2^2$
1	Muh. Padel Mustajab	20	45	400	2025
2	Nur Alim	35	50	1225	2500
3	Nur Hasmirawati	40	60	1600	3600
4	Nur Hikma	35	65	1225	4225
5	Nur Hidayah	20	40	400	1600
6	Nur Indri Sari	30	55	900	3025
7	Putri Refina	35	60	1225	3600
8	Reski Amelia	40	70	1600	4900
9	Rahmatia	15	35	225	1225
10	Risnawati	45	75	2025	5625
11	Rangga Prawira	35	65	1225	4225
12	Rian Ahmad	30	55	900	3025
13	Rahmat Reskianto	20	45	400	2025
14	Sahara	35	60	1225	3600
15	Sherliani	15	30	225	900
16	Surya Hadi Wijaya	45	70	2025	4900
17	Suci Sinar Mentari	30	45	900	2025
18	Winda Sari	35	65	1225	4225
19	Wahyu Nurfajri	60	80	3600	6400
20	Xaina Surya Mentari	40	60	1600	1600
	<b>Total Score</b>	<b>660</b>	<b>1130</b>	<b>24150</b>	<b>65250</b>
	<b>Means Score</b>	<b>33</b>	<b>56.5</b>	<b>1,207.5</b>	<b>3,262.5</b>



## APPENDIX IV

### The mean score of experimental and controlled class

#### A. Experimental class

##### 1. Pre-test

$$\bar{x} = \frac{\sum x}{n}$$

$$\bar{x} = \frac{820}{20}$$

$$\bar{x} = 41$$

##### 2. Post-test

$$\bar{x} = \frac{\sum x}{n}$$

$$\bar{x} = \frac{1380}{20}$$

$$\bar{x} = 69$$

#### B. Controlled class

##### 3. Pre-test

$$\bar{x} = \frac{\sum x}{n}$$

$$\bar{x} = \frac{660}{20}$$

$$\bar{x} = 33$$

##### 4. Post-test

$$\bar{x} = \frac{\sum x}{n}$$

$$\bar{x} = \frac{1130}{20}$$

$$\bar{x} = 56.5$$



## APPENDIX V

## Standard deviation of Experimental and Controlled class

## A. Experiment Class

## 1. Pre-Test

$$SD = \sqrt{\frac{SS_1}{n-1}}$$

Where,

$$SS_1 = \sum X_1^2 - \frac{(\sum X_1)^2}{n}$$

$$SS_1 = 35950 - \frac{(820)^2}{20}$$

$$SS_1 = 35950 - \frac{627400}{20}$$

$$SS_1 = 35950 - 33620$$

$$SS_1 = 2.330$$

$$SD = \sqrt{\frac{SS_1}{n-1}}$$

$$SD = \sqrt{\frac{2.330}{20-1}}$$

$$SD = \sqrt{\frac{2.330}{19}}$$

## 2. Post-Test

$$SD = \sqrt{\frac{SS_1}{n-1}}$$

Where,

$$SS_1 = \sum X_1^2 - \frac{(\sum X_1)^2}{n}$$

$$SS_1 = 97250 - \frac{(1380)^2}{20}$$

$$SS_1 = 97250 - \frac{1904400}{20}$$

$$SS_1 = 97250 - 95220$$

$$SS_1 = 2.030$$

$$SD = \sqrt{\frac{SS_1}{n-1}}$$

$$SD = \sqrt{\frac{2.030}{20-1}}$$

$$SD = \sqrt{\frac{2.030}{19}}$$

$$SD = \sqrt{0.12}$$

$$SD = 0.34$$

$$SD = \sqrt{0.10}$$

$$SD = 0.31$$

$$SD = 6.51$$

## B. Controlled Class

### 1. Pre-Test

$$SD = \sqrt{\frac{SS_2}{n-1}}$$

$$\text{Where, } SS_2 = \sum X_2^2 - \frac{(\sum X_2)^2}{n}$$

$$SS_2 = 24150 - \frac{(660)^2}{20}$$

$$SS_2 = 24150 - \frac{435600}{20}$$

$$SS_2 = 24150 - 21780$$

$$SS_2 = 2.370$$

$$SD = \sqrt{\frac{SS_2}{n-1}}$$

$$SD = \sqrt{\frac{2.370}{20-1}}$$

$$SD = \sqrt{\frac{2.370}{19}}$$

### 2. Post-Test

$$SD = \sqrt{\frac{SS_2}{n-1}}$$

$$\text{Where, } SS_2 = \sum X_2^2 - \frac{(\sum X_2)^2}{n}$$

$$SS_2 = 65250 - \frac{(1130)^2}{20}$$

$$SS_2 = 65250 - \frac{1276900}{20}$$

$$SS_2 = 65250 - 63.845$$

$$SS_2 = 1.405$$

$$SD = \sqrt{\frac{SS_2}{n-1}}$$

$$SD = \sqrt{\frac{1.405}{20-1}}$$

$$SD = \sqrt{\frac{1.405}{19}}$$

$$SD = \sqrt{0.12}$$

$$SD = \sqrt{0.07}$$

$$SD = 0.34$$

$$SD = 0.26$$



## APPENDIX VI

### The Significance Different

$$X_1 = 69 \quad SS_1 = 2.030$$

$$X_2 = 56.5 \quad SS_2 = 1.405$$

#### 1. t-Test

$$t = \frac{\bar{X}_1 - \bar{X}_2}{\sqrt{\left(\frac{SS_1 + SS_2}{n_1 + n_2 - 2}\right)\left(\frac{1}{n_1} + \frac{1}{n_2}\right)}}$$

$$2. \quad t = \frac{69 - 56.5}{\sqrt{\left(\frac{2.030 + 1.405}{20 + 20 - 2}\right)\left(\frac{1}{20} + \frac{1}{20}\right)}}$$

$$3. \quad t = \frac{12.5}{\sqrt{\left(\frac{3.435}{38}\right)(0.1)}}$$

$$4. \quad t = \frac{12.5}{\sqrt{(90.39)(0.1)}}$$

$$t = \frac{12.5}{\sqrt{9.039}}$$

$$t = \frac{12.5}{3.006}$$


$$t_{\text{Hitung}} = 4.16$$

#### 5. t-Table

For level of significance (D) = 0.05

Degree of freedom (df) = (N<sub>1</sub> + N<sub>2</sub>) - 2 = (20 + 20) - 2 = 38

t - Table = 2.042



## APPENDIX VII

## The Distribution of T-Table

<i>Df</i>	<i>P</i>			
	<b>0.10</b>	<b>0.05</b>	<b>0.01</b>	<b>0.001</b>
1	6,314	12,706	63,657	636,619
2	2,920	4,303	9,925	31,599
3	2,353	3,182	5,841	12,924
4	2,132	2,776	4,604	8,610
5	2,015	2,571	4,032	6,869
6	1,943	2,447	3,707	5,959
7	1,895	2,365	3,499	5,408
8	1,860	2,306	3,355	5,041
9	1,833	2,262	3,250	4,781
10	1,812	2,228	3,169	4,587
11	1,796	2,201	3,106	4,437
12	1,782	2,179	3,055	4,318
13	1,771	2,160	3,012	4,221
14	1,761	2,145	2,977	4,140
15	1,753	2,131	2,947	4,073
16	1,746	2,120	2,921	4,015
17	1,740	2,110	2,898	3,965
18	1,734	2,101	2,878	3,922
19	1,729	2,093	2,861	3,883
20	1,725	2,086	2,845	3,850
21	1,721	2,080	2,831	3,819
22	1,717	2,074	2,819	3,792
23	1,714	2,069	2,807	3,768
24	1,711	2,064	2,797	3,745
25	1,708	2,060	2,787	3,725
26	1,706	2,056	2,779	3,707
27	1,703	2,052	2,771	3,690
28	1,701	2,048	2,763	3,674
29	1,699	2,045	2,756	3,659
<b>30</b>	1,697	<b>2,042</b>	2,750	3,646
40	1,684	2,021	2,704	3,551
50	1,676	2,009	2,678	3,496
60	1,671	2,000	2,660	3,460
80	1,664	1,990	2,639	3,416

## APPENDIX VIII

### LESSON PLAN OF MATERIAL

#### A. Identity

Theme : First treatment  
 Subject : English  
 Skill : Vocabulary  
 Group : Experimental class  
 Duration : 2 x 40 minutes

#### 1. General instructional object :

The students will be able to understand about English vocabulary related to the material which has been learnt in outside of class.

#### 2. Specific instructional object :

From this activity, the students are expected to be able to:

- a) Know the definition of antonym
- b) Know the example words of antonym in English
- c) Know the pronunciation of the vocabularies

#### 3. Teaching material : Antonym

Ten words about example words of antonym (adjective)

Good : Bagus	X	Bad : Jelek
Happy : Tenang	X	Sad: Sedih
Diligent : Rajin	X	Lazy : Malas
Quiet : Tenang	X	Noisy : Ribuk
Fat : Gemuk	X	Thin: Kurus

#### 4. Teaching Procedure :

##### a. Introduction/ Opening

- 1) Greeting/recognizing
- 2) The researcher asks the students to a location outside of class.
- 3) The researcher checks the students' attendance list.

- 4) The researcher gives motivation to the students.
- b. Presentation/ activity
- 1) The researcher explains about outdoor learning method.
  - 2) The researcher introduces the material to the students, the material was Antonym.
  - 3) The researcher explains the definition of Antonym
  - 4) The researcher writes some example words that include in Antonym.
  - 5) The researcher asks the students to search the meaning of the vocabularies in dictionary.
  - 6) After the students got the meaning of the vocabularies, next the researcher discuss the vocabularies with the students.
- c. Closing
- 1) The researcher gives a chance to the students to give question if some of them still confuse with the material.
  - 2) The researcher gives conclusion about the material today
  - 3) The researcher gives homework to the students.
  - 4) The researcher closes the meeting by saying hamdalah together.
5. Instructional resource :
- The material come from : Dasar-Dasar Penguasaan Bahasa Inggris melalui Your Basic vocabulary written by Azhar Arsyad, Fitrah Book and internet.
6. Evaluation :
- a) Procedure : The researcher did evaluation based on the students' activity outside of classroom.
  - b) Evaluation instrument
    - Oral test : Memorizing the vocabularies
    - Written test : Giving pre-test and post-test



## LESSON PLAN

## B. Identity

Theme : Second treatment  
 Subject : English  
 Skill : Vocabulary  
 Group : Experimental class  
 Duration : 2 x 40 minutes

## 1. General instructional object :

The students will be able to understand about English vocabulary related to the material which has been learnt in outside of class.

## 2. Specific instructional object :

From this activity, the students are expected to be able to:

- a) Know the example words of antonym in English
- b) Know the pronunciation of the vocabularies

## 3. Teaching material : Antonym

Twelve words about example words of antonym (adjective)

a. Interesting : Menarik	X	Boring : Membosankan
b. High : Tinggi	X	Low : Rendah
c. Dark : Gelap	X	Bright : Terang
d. Healthy : Sehat	X	Sick : Sakit
e. Big : Besar	X	Small:Kecil
f. Clean : Bersih	X	Dirty : Kotor

## 4. Teaching Procedure :

## a. Introduction/ Opening

- 1) Greeting/recognizing .
- 2) The researcher asks the students to a location outside of class.
- 3) The researcher checks the students' attendance list.
- 4) The researcher gives motivation to the students.
- 5) The researcher asks the students to collect their homework.

b. Presentation/ activity

- 1) The researcher checks the understanding of students with ask some of them about material that has been leant.
- 2) The researcher divides the students into four group
- 3) The researcher mentions the other example words of antonym.
- 4) The researcher asks the students to found some example words about antonym based on their group.
- 5) The researcher guides the students to found the example words about antonym.
- 6) The researcher asks the students to collect the result of their work.
- 7) The researcher examines their work.

c. Closing

- 1) The researcher gives a chance to the students to give question if some of them still confuse with the material.
- 2) The researcher gives conclusion about the material today.
- 3) The researcher closes the meeting by saying hamdalah together.

5. Instructional resource :

The material come from : Dasar-Dasar Penguasaan Bahasa Inggris melalui Your Basic vocabulary written by Azhar Arsyad, Fitrah Book and internet.

6. Evaluation :

a) Procedure : The researcher did evaluation based on the students' activity outside of classroom.

b) Evaluation instrument

Oral test : Memorizing the vocabularies

Written test : Giving pre-test and post-test

## LESSON PLAN

## C. Identity

Theme : third treatment  
 Subject : English  
 Skill : Vocabulary  
 Group : Experimental class  
 Duration : 2 x 40 minutes

## 1. General instructional object :

The students will be able to understand about English vocabulary related to the material which has been learnt in outside of class.

## 2. Specific instructional object :

From this activity, the students are expected to be able to:

- a. Know the example words of antonym in English
- b. Know the pronunciation of the vocabularies

## 3. Teaching material : Antonym

Ten words about example words of antonym (adjective)

- |                         |   |                    |
|-------------------------|---|--------------------|
| a. Careful : Hati-hati  | X | Careless: Ceroboh  |
| b. Hot : Panas          | X | Cold : Dingin      |
| c. Humble : Rendah hati | X | Arrogant : Sombong |
| d. Truth : Kebenaran    | X | Lie: Kebohongan    |
| e. Strong : Kuat        | X | Weak : Lemah       |

## 4. Teaching Procedure :

## a. Introduction/ Opening

- 1) Greeting/recognizing .
- 2) The researcher asks the students to a location outside of class.
- 3) The researcher checks the students' attendance list.
- 4) The researcher gives motivation to the students.

## b. Presentation/ activity

1. The researcher checks the understanding of students with ask some of them about material that has been leant.
2. The researcher mentions the other example words of antonym.
3. The researcher asks the students to repeat what the researcher said before
4. The researcher teaches the students how to pronounce the vocabularies correctly.

c. Closing

1. The researcher gives a chance to the students to give question if some of them still confuse with the material.
2. The researcher gives conclusion about the material today.
3. The researcher asks the students to memorize the vocabularies.
- 4) The researcher closes the meeting by saying hamdalah together.

5. Instructional resource :

The material come from : Dasar-Dasar Penguasaan Bahasa Inggris melalui Your Basic vocabulary written by Azhar Arsyad, Fitrah Book and internet.

6. Evaluation :

- a) Procedure : The researcher did evaluation based on the students' activity outside of classroom.
- b) Evaluation instrument
  - Oral test : Memorizing the vocabularies
  - Written test : Giving pre-test and post-test

## LESSON PLAN

## D. Identity

Theme : Fourth treatment  
 Subject : English  
 Skill : Vocabulary  
 Group : Experimental class  
 Duration : 2 x 40 minutes

## 1. General instructional object :

The students will be able to understand about English vocabulary related to the material which has been learnt in outside of class.

## 2. Specific instructional object :

From this activity, the students are expected to be able to:

- a. Know the example words of antonym in English
- b. Know the pronunciation of the vocabularies

## 3. Teaching material : Antonym

Ten words about example words of antonym (adjective)

- |                     |   |                       |
|---------------------|---|-----------------------|
| a) Save : Aman      | X | Dangerous : Berbahaya |
| b) Rise : Naik      | X | Fall : Jatuh          |
| c) Buy : Membeli    | X | Sell : Menjual        |
| d) Before : Sebelum | X | After: Sesudah        |
| e) Adult : Dewasa   | X | Child : Anak-anak     |

## 4. Teaching Procedure :

## a. Introduction/ Opening

- 1) Greeting/recognizing .
- 2) The researcher asks the students to a location outside of class.
- 3) The researcher checks the students' attendance list.
- 4) The researcher gives motivation to the students.

b. Presentation/ activity

- 1) The researcher checks the understanding of students with ask some of them about material that has been leant.
- 2) The researcher mentions the other example words of antonym.
- 3) The researcher asks the students to repeat what the researcher said before
- 4) The researcher teaches the students how to pronounce the vocabularies correctly.

c. Closing

- 1) The researcher gives a chance to the students to give question if some of them still confuse with the material.
- 2) The researcher gives conclusion about the material today.
- 3) The researcher asks the students to memorize the vocabularies.
- 4) The researcher closes the meeting by saying hamdalah together.

5) Instructional resource :

The material come from : Dasar-Dasar Penguasaan Bahasa Inggris melalui Your Basic vocabulary written by Azhar Arsyad, Fitrah Book and internet.

6) Evaluation :

a. Procedure : The researcher did evaluation based on the students' activity outside of classroom.

b. Evaluation instrument

Oral test : Memorizing the vocabularies

Written test : Giving pre-test and post-test

## LESSON PLAN

## E. Identity

Theme : Fifth treatment  
 Subject : English  
 Skill : Vocabulary  
 Group : Experimental class  
 Duration : 2 x 40 minutes

## 1. General instructional object :

The students will be able to understand about English vocabulary related to the material which has been learnt in outside of class.

## 2. Specific instructional object :

From this activity, the students are expected to be able to:

- a) Know the example words of antonym in English
- b) Know the pronunciation of the vocabularies
- c) Memorize the example words of Antonym

## 3. Teaching material : Antonym (memorizing vocabularies)

## 4. Teaching Procedure :

## a. Introduction/ Opening

- 1) Greeting/recognizing .
- 2) The researcher asks the students to a location outside of class.
- 3) The researcher checks the students' attendance list.

## b. Presentation/ activity

- 1) The researcher invites the students to come forward, next the researcher asks the students to memorize the vocabularies which was include in antonym material. (one by one )

## c. Closing

- 1) The researcher gives a comment about the activity today.

2) The researcher closes the meeting by saying hamdalah together.

5. Instructional resource :

The material come from : Dasar-Dasar Penguasaan Bahasa Inggris melalui Your Basic vocabulary written by Azhar Arsyad, Fitrah Book and internet.

6. Evaluation :

c) Procedure : The researcher did evaluation based on the students' activity outside of classroom.

d) Evaluation instrument

Oral test : Memorizing the vocabularies

Written test : Giving pre-test and post-test





## LESSON PLAN

## F. Identity

Theme : Sixth treatment  
 Subject : English  
 Skill : Vocabulary  
 Group : Experimental class  
 Duration : 2 x 40 minutes

## 1. General instructional object :

The students will be able to understand about English vocabulary related to the material which has been learnt in outside of class.

## 2. Specific instructional object :

From this activity, the students are expected to be able to:

- a) Know the definition of synonym
- b) Know the example words of synonym in English
- c) Know the pronunciation of the vocabularies

## 3. Teaching material : Synonym

Six words about example words of synonym (adjective)

1. False / Wrong	=	Salah
2. Study / Learn	=	Belajar
3. True / Right	=	Benar
4. Begin / Star	=	Memulai
5. Good / Marvelous	=	Bagus
6. Slow / Late	=	Lambat

## 4. Teaching Procedure :

## a. Introduction/ Opening

1. Greeting/ recognizing .
2. The researcher asks the students to a location outside of class.

3. The researcher checks the students' attendance list.

b. Presentation/ activity

- 1) The researcher explains the definition of synonym
- 2) The researcher writes some example words that include in synonym.
- 3) The researcher asks the students to search the meaning of the vocabularies in dictionary.
- 4) After the students got the meaning of the vocabularies, next the researcher discusses the vocabularies with the students.

c. Closing

1. The researcher gives comments about the activity today.
2. The researcher closes the meeting by saying hamdalah together.

5. Instructional resource :

The material come from : Dasar-Dasar Penguasaan Bahasa Inggris melalui Your Basic vocabulary written by Azhar Arsyad, Fitrah Book and internet.

6. Evaluation :

- a. Procedure : The researcher did evaluation based on the students' activity outside of classroom.
- b. Evaluation instrument
  - Oral test : Memorizing the vocabularies
  - Written test : Giving pre-test and post-test

## LESSON PLAN

## G. Identity

Theme : Seventh treatment

Subject : English

Skill : Vocabulary

Group : Experimental class

Duration : 2 x 40 minutes

## 1. General instructional object :

The students will be able to understand about English vocabulary related to the material which has been learnt in outside of class.

## 2. Specific instructional object :

From this activity, the students are expected to be able to:

- a) Know the example words of synonym in English
- b) Know the pronunciation of the vocabularies

## 3. Teaching material : Synonym

Seven words about example words of antonym (adjective)

1. Yummy / Delicious = Lezat
2. Fast / Quick = Cepat
3. Cut / Crop = Memotong
4. Read / Recite = Membaca
5. Smart / Intelligent = Pintar
6. Lazy / Inactive = Malas
7. Answer / Respond = Menjawab

## 4. Teaching Procedure :

## a. Introduction/ Opening

- 1) Greeting/recognizing .
- 2) The researcher asks the students to a location outside of class.
- 3) The researcher checks the students' attendance list.
- 4) The researcher gives motivation to the students.

b. Presentation/ activity

1. The researcher checks the understanding of students with ask some of them about material that has been leant.
2. The researcher divides the students into four group
3. The researcher mentions the other example words of synonym
4. The researcher asks the students to found some example words about synonym based on their group.
5. The researcher guides the students to found the example words about synonym.

c. Closing

1. The researcher gives a chance to the students to give question if some of them still confuse with the material.
2. The researcher gives conclusion about the material today.
3. The researcher closes the meeting by saying hamdalah together.

5. Instructional resource :

The material come from : Dasar-Dasar Penguasaan Bahasa Inggris melalui Your Basic vocabulary written by Azhar Arsyad, Fitrah Book and internet.

6. Evaluation :

1. Procedure : The researcher did evaluation based on the students' activity outside of classroom.
2. Evaluation instrument
  - Oral test : Memorizing the vocabularies
  - Written test : Giving pre-test and post-test

## LESSON PLAN

## H. Identity

Theme : Eighth treatment  
 Subject : English  
 Skill : Vocabulary  
 Group : Experimental class  
 Duration : 2 x 40 minutes

## 1. General instructional object :

The students will be able to understand about English vocabulary related to the material which has been learnt in outside of class.

## 2. Specific instructional object :

From this activity, the students are expected to be able to:

- a. Know the example words of antonym in English
- b. Know the pronunciation of the vocabularies

## 3. Teaching material : Synonym

Seven words about example words of synonym (adjective)

- 1) Sorry / Apologize = Meminta maaf
- 2) Important / Necessary = Penting
- 3) Miss / Loose = Kehilangan
- 4) Place / Location = Tempat
- 5) Say / Tell = Memberitahu
- 6) Look / See = Melihat
- 7) Scare / Afraid = Takut

## 4. Teaching Procedure :

## a. Introduction/ Opening

- 1) Greeting/ recognizing .
- 2) The researcher asks the students to a location outside of class.
- 3) The researcher checks the students' attendance list.
- 4) Praying together

b. Presentation/ activity

- 1) The researcher checks the understanding of students with ask some of them about material that has been leant.
- 2) The researcher mentions the other example words of synonym.
- 3) The researcher asks the students to repeat what the researcher said before
- 4) The researcher teaches the students how to pronounce the vocabularies correctly.

c. Closing

- 1) The researcher gives a chance to the students to give question if some of them still confuse with the material.
- 2) The researcher gives conclusion about the material today.
- 3) The researcher asks the students to memorize the vocabularies.
- 4) The researcher closes the meeting by saying hamdalah together.

5. Instructional resource :

The material come from : Dasar-Dasar Penguasaan Bahasa Inggris melalui Your Basic vocabulary written by Azhar Arsyad, Fitrah Book and internet.

6. Evaluation :

- a) Procedure : The researcher did evaluation based on the students' activity outside of classroom.
- b) Evaluation instrument
 

Oral test	: Memorizing the vocabularies
Written test	: Giving pre-test and post-test

## LESSON PLAN

### I. Identity

Theme : Ninth treatment  
 Subject : English  
 Skill : Vocabulary  
 Group : Experimental class  
 Duration : 2 x 40 minutes

#### 1. General instructional object :

The students will be able to understand about English vocabulary related to the material which has been learnt in outside of class.

#### 2. Specific instructional object :

From this activity, the students are expected to be able to:

- a) Know the example words of antonym in English
- b) Know the pronunciation of the vocabularies
- c) Memorize the example words of synonym

#### 3. Teaching material : Synonym (memorizing vocabularies)

#### 4. Teaching Procedure :

##### a. Introduction/ Opening

- 1) Greeting/ recognizing .
- 2) The researcher asks the students to a location outside of class.
- 3) The researcher checks the students' attendance list.

##### b. Presentation/ activity

- 1) The researcher invites the students to come forward, next the researcher asks the students to memorize the vocabularies which was include in antonym material. (one by one )

##### c. Closing

- 1) The researcher gives a comment about the activity today.
- 2) The researcher closes the meeting by saying hamdalah together.

5. Instructional resource :

The material come from : Dasar-Dasar Penguasaan Bahasa Inggris melalui Your Basic vocabulary written by Azhar Arsyad, Fitrah Book and internet.

6. Evaluation :

a. Procedure : The researcher did evaluation based on the students' activity outside of classroom.

b. Evaluation instrument

Oral test : Memorizing the vocabularies

Written test : Giving pre-test and post-test





## LESSON PLAN

## J. Identity

Theme : Tenth treatment  
 Subject : English  
 Skill : Vocabulary  
 Group : Experimental class  
 Duration : 2 x 40 minutes

## 1. General instructional object :

The students will be able to understand about English vocabulary related to the material which has been learnt in outside of class.

## 2. Specific instructional object :

From this activity, the students are expected to be able to:

a) The students will be able to answer the daily exam which given by researcher.

## 3. Teaching material : Antonym and synonym (daily exam)

## 4. Teaching Procedure :

## a. Introduction/ Opening

- 1) Greeting/ recognizing .
- 2) The researcher asks the students to enter the class.
- 3) The researcher checks the students' attendance list.
- 4) The researcher instructs the students to collect their notebook

## b. Presentation/ activity

- 1) The researcher asks the students to prepare a paper on the table
- 2) The researcher writes the questions in whiteboard
- 3) The researcher explains the way the students answer the questions (giving instruction about the daily exam)
- 4) The researcher asks the students to answer the questions
- 5) The researcher asks the students to collect their paper of daily exam.

c. Closing

- 1) The researcher gives comments about the activity today.
- 2) The researcher closes the meeting by saying hamdalah together.

5. Instructional resource :

The material come from : Dasar-Dasar Penguasaan Bahasa Inggris melalui Your Basic vocabulary written by Azhar Arsyad, Fitrah Book and internet.

6. Evaluation :

- a) Procedure : The researcher did evaluation based on the students' activity outside of classroom.
- b) Evaluation instrument
  - Oral test : Memorizing the vocabularies
  - Written test : Giving pre-test and post-test

## APPENDIX IX

### Research instrument

(Pre-Test)

Name : .....

Class : .....


A. Match the words in group A with the words in group B that means the opposite!

Group A

1. Far :
2. Smart :
3. Young :
4. Hungry :
5. Rich :
6. Difficult :
7. Cheap :
8. Sweet :
9. Dry :
10. Different :

Group B

- a. Bitter
- b. Full
- c. Expensive
- d. Near
- e. Old
- f. Stupid
- g. Wet
- h. Same
- i. Poor
- j. Easy



B. Match the words in group C with the words in group D that means the synonym!

Group C

11. Read :

12. Fast :

13. Sorry :

14. Study :

15. Look :

16. Beautiful :

17. Good :

18. False :

19. Miss :

20. Yummy :

Group D

a. Apologize

b. Marvelous

c. Delicious

d. Wrong

e. Pretty

f. Quick

g. Lose

h. Learn

i. See

j. Recite



Research instrument

(Post-Test)

Name : .....

Class : .....

1. Match the words in group A with the words in group B that means the opposite!

Column A

21. Different

22. Rich

23. Cheap

24. Sweet

25. Difficult

26. Dry

27. Hungry

28. Young

29. Far

30. Health

Column B

a. Full

b. Near

c. Expensive

d. Wet

e. Old

f. Same

g. Sick

h. Poor

i. Bitter

j. Easy



B. Match the words in group C with the words in group D that means the synonym!

Group C

31. Miss

32. Good

33. Look

34. Beautiful

35. False

36. Yummy

37. Read

38. Fast

39. Sorry

40. Study

Group D

a. Wrong

b. Lose

c. Delicious

d. See

e. Apologize

f. Marvelous

g. Learn

h. Pretty

i. Recite

j. Quick



**DOCUMENTATION (APPENDIX X)**

**PRE-TEST VIII A and VIII B**



TREATMENT BY USING OUTDOOR LEARNING (EXPERIMENTAL CLASS)










TEACHING AND LEARNING PROCESS IN CONTROLLED CLASS





POST-TEST VIII A and VIII B



## CURRICULUM VITAE



The writer, Mirnawati was born in Batuputih, 24 December 1995, South east Sulawesi Province. She was the first children in his family of the couple Bustamin and Hasnawati. She has one brother and two sisters. Mirnawati's friend always call her by Mirna or Migendz started her education at Elementary School of SDN 1 Batuputih, then Junior High School was Started at SMPN 1 Batuputih and Senior High School in SMAN 1 Batuputih.

After finishing her studying in Senior High School, she continued her study to Alauddin State Islamic University of Makassar.

In Alauddin State Islamic University of Makassar the writer chose English Education Department, Tarbiyah and Teaching Science Faculty as her major, in this Green Campus the writer tried to develop and increase her knowledge. While active in her college, the writer joined also in organization, that was English Youth Community Makassar.