


**THE INFLUENCE OF ENGLISH SONG ON THE STUDENTS'
GRAMMAR ABILITY AT THE SECOND YEAR
OF MA NUHIYAH PAMBUSUANG**



A Thesis

*Submitted in Partial Fulfillment of the Requirement for the Degree of
Sarjana Pendidikan in English Education Department of
Tarbiyah and Teaching Science Faculty of
UIN Alauddin Makassar*

By

HAERUNNISA

Reg. Number 20400113121

**ENGLISH EDUCATION DEPARTMENT
THE FACULTY OF TARBIYAH AND TEACHING SCIENCE
ALAUDDIN STATE ISLAMIC UNIVERSITY OF MAKASSAR
2017**

PERNYATAAN KEASLIAN SKRIPSI

Mahasiswi yang bertanda tangan di bawah ini:

Nama : Haerunnisa
NIM : 20400113121
Tempat/Tgl.Lahir : Pambusuang, 19 November 1995
Jur/ Prodi/ Konsentrasi : Pendidikan Bahasa Inggris
Fakultas/ Program : Tarbiyah and Keguruan/ S1
Alamat : Jl. Bangkala Dalam 24/3 no. 426,
Prumnas Antang Blok 1.
Judul : *The Influence of English Song On The Students'
Grammar Ability at The Second Year of MA
Nuhayah Pambusuang.*

Menyatakan dengan sesungguhnya dan penuh kesadaran bahwa skripsi ini adalah hasil karya sendiri. Jika di kemudian hari terbukti bahwa ia merupakan duplikat, tiruan, plagiat, atau buatan orang lain, sebagian atau seluruhnya, maka skripsi dan gelar yang di peroleh karenanya batal demi hukum.

Makassar, 11 November 2017
Penyusun,


Haerunnisa
NIM. 20400113121

PERSETUJUAN PEMBIMBING

Pembimbing penulisan skripsi saudara **Haerunnisa**, NIM : **20400113121**, mahasiswa Jurusan Pendidikan Bahasa Inggris pada Fakultas Tarbiyah dan Keguruan UIN Alauddin Makassar, setelah dengan seksama meneliti dan mengoreksi skripsi yang bersangkutan dengan judul *“The Influence of English Song in Teaching Grammar at The Second Year Students of MA Nuhayah Pambusuang”* memandang bahwa skripsi tersebut telah memenuhi syarat-syarat ilmiah dan dapat disetujui untuk diajukan ke sidang munaqasyah.

Demikian persetujuan ini diberikan untuk proses selanjutnya.

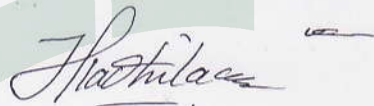
Samata-Gowa, // November 2017

Pembimbing I



Dr. H. Wahyuddin Naro, M.Hum
NIP. 19671231 199303 1 030

Pembimbing II



Indah Fadhillah Rahman, S.Pd.I., M.Hum
NUPN. 9920100165

ALAUDDIN
M A K A S S A R

PENGESAHAN SKRIPSI

Skripsi yang berjudul, *"The Influence of English Song on the Students' Grammar Ability at the Second Year of MA Nuhayah Pambusuang"*, yang disusun oleh **Haerunnisa**, NIM: **20400113121**, mahasiswi jurusan Pendidikan Bahasa Inggris pada Fakultas Tarbiyah dan Keguruan UIN Alauddin Makassar, telah diuji dan dipertahankan dalam sidang munaqasyah yang diselenggarakan pada hari **Jumat**, tanggal **24 Nopember 2017 M**, bertepatan dengan **5 Rabi'ul Awal 1439 H**, dinyatakan telah dapat diterima sebagai salah satu syarat untuk memperoleh gelar Sarjana dalam Ilmu Tarbiyah dan Keguruan, Jurusan Pendidikan Bahasa Inggris (dengan beberapa perbaikan).

Samata-Gowa, 24 Nopember 2017M


5 Rabi'ul Awal 1439 H

DEWAN PENGUJI

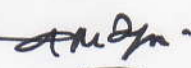
(SK. Dekan No. 2830 Tertanggal 21 Nopember 2017)

Ketua : Dr. Kamsinah, M.Pd.I.
Sekretaris : Sitti Nurpahmi, S.Pd., M.Pd.
Munaqisy I : Dr. Hj. Djuwairiah Ahmad, M.Pd., M.TESOL.
Munaqisy II : Dr. H. M. Rusdi T, M.Ag.
Pembimbing I : Dr. H. Wahyuddin Naro, M.Hum.
Pembimbing II : Indah Fadhilah Rahman, S.Pd.I., M.Hum.

Diketahui oleh:

Dekan Fakultas Tarbiyah dan Keguruan
UIN Alauddin Makassar, 




Dr. H. Muhammad Amri, Lc., M.Ag.
NIP. 19730120 200312 1 001

ACKNOWLEDGEMENT



Alhamdulillah Robbil 'Alamin. The researcher praises her highest gratitude to the almighty Allah swt., who has given His blessing, mercy, health, and inspiration to complete this thesis. Salam and Shalawat are due to the highly chosen Prophet Muhammad saw., His families and followers until the end of the world.

The researcher realizes that this thesis could never be completed without any supports from numbers of people. Therefore, the researcher would like to express her deepest appreciation, thanks, and honorable to those people who have involved in completing this thesis, for the valuable contribution suggestion, advice, supporting, guidance, sacrifice, and praying. Therefore, the researcher would like to address her acknowledgements to the researcher's beloved parents **Radi** and **Harmi** who always give attention to their children, and their strong motivation both material and spiritual until the completing of this thesis; and also to the following:


1. **Prof. Dr. H. Musafir Pababbari, M. Si.,** as the Rector of Alauddin State Islamic University of Makassar.
2. **Dr. H. Muhammad Amri, Lc., M.Ag.,** as the Dean of Tarbiyah and Teaching Science Faculty of UIN Makassar.
3. **Dr. Kamsinah, M.Pd.I and Sitti Nurpahmi, S. Pd., M. Pd** as the Head and Secretary of English Education Department of Tarbiyah and Teaching Science Faculty of UIN Makassar.

4. **Dr. H. Wahyuddin Naro, M.Hum.** as the first consultant and **Indah Fadhilah Rahman, S.Pd.I., M.Hum.** as the second consultant who have given their really valuable time and patience, support, assistance, advices and guided the researcher during this thesis writing.
5. The most profound thanks delivered to all the lecturers of English Education Department and all the staffs of Tarbiyah and Teaching Sciences faculty at Alauddin State Islamic University of Makassar for their multitude of lesson, lending a hand, support and guidance during the researchers' studies.
6. The Headmaster and the English teacher of MA Nuhayah Pambusuang, who give their time, guidance, and advice during the research and also thank you very much to all the second year students of MA Nuhayah Pambusuang in academic year 2016-2017 who gave their time so willingly to participate in this research.
7. The researcher's beloved brothers and sisters, **Naharuddin, Abd. Rahim, Abd. Majid, Baharia, Murni, Masniah, and Nasrah**, for their patient, prayers, motivation and smile.
8. Special thanks to researcher's beloved classmates in PBI 7-8 and all my friends in PBI 2013 who could not be mentioned here. Thanks for sincere friendship and assistance during the writing of this thesis.
9. All of the people around the researcher's life whom could not mention one by one by researcher who has given a big inspiration, motivation, spirit, and pray for researcher.

The researcher realizes that the writing of this thesis is far from perfect. Remaining errors are the researcher's own; therefore, constructive criticisms and suggestions will be highly appreciated. May all our/the efforts are blessed by Allah swt. Aamiin.

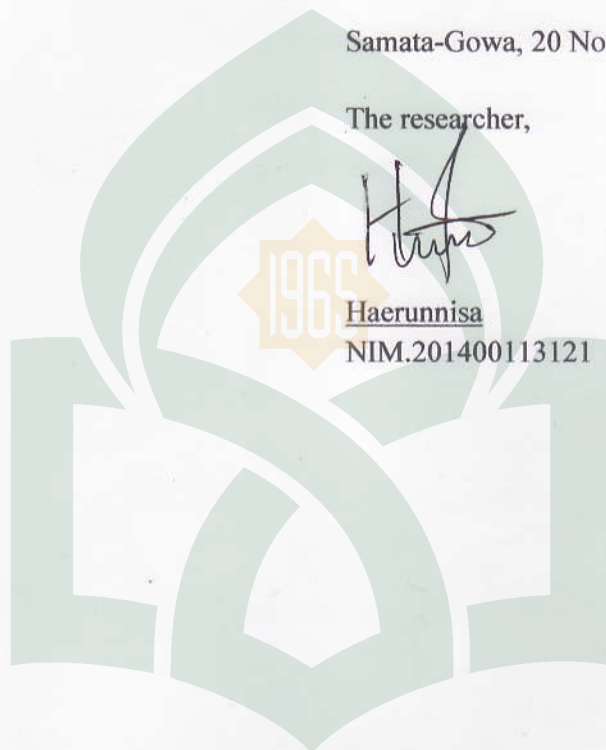
Samata-Gowa, 20 November 2017

The researcher,



Haerunnisa

NIM.201400113121



UNIVERSITAS ISLAM NEGERI

ALAUDDIN
M A K A S S A R

LIST OF CONTENTS

	Page
TITLE PAGE	i
PERNYATAAN KEASLIAN SKRIPSI	ii
PERSETUJUAN PEMBIMBING	iii
PENGESAHAN SKRIPSI	iv
ACKNOWLEDGMENTS	v
LIST OF CONTENTS	viii
LIST OF TABLES	x
LIST OF FIGURES	xi
LIST OF APPENDICES	xii
ABSTRACT	xiii
CHAPTER I INTRODUCTION	1-7
A. Background	1
B. Problem Statement	4
C. Objective of Research	4
D. Research Significance	4
E. Research Scope	5
F. Operational Definition of Terms	5
 CHAPTER II REVIEW OF RELATED LITERATURE	 8-22
A. Review of Related Literature	8
B. Some Pertinent of Ideas	11
1. The Concept of Song	11
a. Definition of Song	11
b. Elements of Song	12
c. Selection of Song	12
2. The Concept of Grammar	13
a. Definition of Grammar	13
b. Elements of Grammar	14
c. The Importance of Grammar	14
d. How to Improve Grammar	15
3. Songs as Media in teaching Grammar	18
C. Theoretical Framework	21
D. Hypothesis	22

CHAPTER III RESEARCH METHODOLOGY.....	23-34
A. Research Method	23
B. Research Variables	24
C. Population and Sample	25
D. Research Instruments	26
E. Data Collecting Procedure	27
F. Data Analysis Technique.....	31
CHAPTER IV FINDINGS AND DISCUSSIONS.....	35-45
A. Findings	35
B. Discussions	43
CHAPTER V CONCLUSIONS AND SUGGESTIONS.....	46-47
A. Conclusions	46
B. Suggestions	47
BIBLIOGRAPHY.....	48-51
APPENDIX	52-96
CURRUCULUM VITAE	97

LIST OF TABLES

Table 4.1	The rate percentage of score experimental class in pre-test..	36
Table 4.2	The rate percentage of score controlled class in pre-test.	37
Table 4.3	The rate percentage of score experimental class in post-test	38
Table 4.4	The rate percentage of score controlled class in post-test.....	39
Table 4.5	The mean score and standard deviation of experimental class and control class in pre-test	40
Table 4.6	The mean score and standard deviation of experimental class and control class in Post-Test	40
Table 4.7	Distributon the value of t-test and t-table in post-test	41
Table 4.8	The score of questionnaire.....	42



LIST OF FIGURES

Figure 2.1	Theoretical Framework.....	17
Figure 3.1	Research Design.....	20



LIST OF APPENDIX

Appendix A	: Students' Attendance List in Experimental Class	52
Appendix B	: Students' Attendance List in Experimental Class	53
Appendix C	: The result of the students' pre-test and post-test in experimental class.....	54
Appendix D	: The result of the students' pre-test and post-test in controlled class	55
Appendix E	: The mean score of experimental class and controlled class.....	56
Appendix F	: Standard deviation of experimental class and controlled class	57
Appendix G	: The significance different	59
Appendix H	: Distribution of t table	60
Appendix I	: Lesson Plan in experimental class	61
Appendix J	: Lesson Plan in controll class	77
Appendix K	: Pre-test	88
Appendix L	: Post-test	90
Appendix M	: Questionnaire	92
Appendix N	: Documentation	93

ABSTRACT

Name : Haerunnisa
Reg. Number : 20400113121
Department/faculty : English Education/Tarbiyah and Teaching Science
Title : *The Influence of English song in Teaching Grammar at the Second Year Students of MA Nuhayah Pambusuang*
Consultant I : Dr. H. Wahyuddin Naro, M.Hum
Consultant II : Indah Fadhillah Rahman, S.Pd.I., M.Hum

The content of this research is about the influence of English song in teaching grammar at the second year students of MA Nuhayah Pambusuang. The problem statement in this research is *“To what extent does English song influence students’ grammar ability?”. The objective of this research is: To find out whether using English song influences the students’ grammar ability.*

The researcher applied quasi-experimental design with non-equivalent control group design. The population of this research was the second year students at MA Nuhayah Pambusuang which consisted of 78 students. The sample were taken by using purposive sampling technique because the researcher has particular consideration about sample that selected in this research and according to the data obtained, the classes that have been as samples in this research have the same ability. The researcher took two classes as the sample to get representative data which consisted of 40 students with 20 students as experimental class and 20 students as control class.

There were two research variables: Independent variable and dependent variable. The independent variable of this research is the influence of English song and dependent variable of this research is teaching grammar.

The data were collected through pre-test and post-test. The result of the data indicated that there was a significant difference between students’ post-test in experimental class and control class. The mean score of post-test (**83.5**) in experimental class was greater than the mean score of post-test (**71.5**) in control class and the standard deviation of post-test (**13.08**) in experimental class was greater than the standard deviation of post-test in control class (**8.12**). From t-test, the researcher found that the value of t-test (**3.46**) was greater than t-table (**2.042**) at the level of significance (α) = **0.05** with degree of freedom (df) = $(N_1 + N_2) - 2 = (20 + 20) - 2 = 38$.

Based on the finding and discussion of the research, the researcher drew a conclusion that the use of English song method is effective to improve the students’ grammar ability in the second year students at MA Nuhayah Pambusuang.

CHAPTER I

INTRODUCTION

This chapter outlines about background, problem statement, objective of research, research significances, research scope, and operational definition of term.

A. Background

English is the first foreign language taught in Indonesian schools so that it becomes a specialized subject (Istirokhah, 2010). To master English as a foreign language teacher should help the student to determine the components of the English language such as vocabulary, phonology and structure or grammar. According to Sumantri (2011) language has sound, vocabulary and grammar. That opinion is one of the reason why language is important to be analyzed and learned. There are many ways or activities undertaken in the classroom of a teacher in learning English. In Indonesia, English teaching aims at mastering the four basic skills of language, which include listening, speaking, reading, and writing skills. Nowadays, based on our newest curriculum that is the curriculum, the students are expected to master Reviews those four skills in order to be Able to use English communicatively. The aim of the KTSP (Curriculum Education Unit) will not be successfully achieved if the language teaching does not consider the language components such as grammatical structure, vocabulary, spelling, and pronunciation (Depdiknas, 2004).

Especially in Grammar, it is one of the most difficult abilities based on the most students' opinion. Grammar is considered to have an important role in contributing to the increased ability of the four language skills in the learning process. In language is not enough just to focus on the meaning or communication but must also understand about the grammar.

Nowadays, in a classroom so many problems that students may encounter in the process of learning the English language, especially in matters of grammar. Especially here students of Madrasah Aliyah Nuhayah Pambusuang were very difficult to learn grammar. So many obstacles that students found it very difficult for them to understand the grammar, including environments that did not support, the lack of student interest in learning English, the lack of creativity of teachers in teaching, and others. As a teacher was expected to be able to face and solve these problems so that the learning process takes place smoothly.

Based on interview with the English teachers of Madrasah Aliyah Nuhayah Pambusuang in school, the researcher occasionally found problem Including: a series of students of Madrasah Aliyah Nuhayah Pambusuang have difficulties in learning grammar. In this case, the students were very difficult to understand about grammar, even a few of students who think that learning grammar was more difficult than learning mathematics. This problem could be seen from the lack of students' skill in writing when the students do work of English given by the teacher and students also were not confident in speaking English on the grounds did not know how to arrange the words well.

Furthermore, according to the results of an interview with English teachers, the data showed that almost all the students faced the same problem in learning English that students' difficulties in the use of grammar. There were many factors that cause the teachers difficulty in teaching grammar include the students quickly bored in learning grammar, in addition students are also very difficult in memorizing the rules that exist in grammar. The problem could occur because of the lack of students

interest in learning grammar, so that the students were hard to remember the formula of grammar.

A series of problems the teacher above was easy to solve. The researcher was apprehensive if those problems could not be solved rapidly. Students might feel bored and hated the English and they would not feel enjoy to follow the lesson. In support of this, Harmer (2001) states that classroom management is one of the tasks of teachers who never abandoned. Teachers always manage when he was carrying out his duties. Classroom management intention to create a conducive learning environment for students to achieve teaching objectives effectively and efficiently. Therefore, teachers played an important role in the learning process.

Therefore, a researcher must be able to determine methods or techniques contained right which could be used in the learning process so that students did not feel bored in learning English especially those interested in learning grammar lessons. With the selection of appropriate methods, the learning atmosphere would run smoothly.

To determine a suitable method, the researchers used the English songs in learning grammar. The reason why the researcher selected this method because many students were only able to sing English song without knowing the actual grammar structure of English songs especially students of Madrasah Aliyah Nuhayah Pambusuang. Puasa (2008: 5) states that teaching by using song actually is very enjoyable because suggestion of song music can make students relaxed and free from pressure. The researcher assumed that this method was very suitable to solve the problems being faced by the students in learning grammar.

Referring to some previous explanations above, the researcher was excited to conduct an experimental research titled *“The Influence Of English Songs In Teaching Grammar At The Second Year Of MA (Madrasah Aliyah) Nuhayah Pambusuang”*.

B. Problem Statements

Based on the background, the researcher formulated problem statement of this research as “To what extent does English songs influence students’ grammar ability?”

C. Objective of Research

Based on problem statement above, the aim of this experimental research was to find out whether using English song influences the students' grammar ability.

D. Research Significance

The output of this research was highly expected to carry out some significances of teaching and learning speaking as follows:

1. Theoretical Significance

A number of previous researchers had already proved that English songs is suitable to apply in English class in order to improve the students’ achievement in grammar as well as to stimulate their interest into the class. Forster (2006) states that Music and rhythm work can be dovetailed into grammar and language activities and allow for fun and creative uses of classroom time outside of the specific time allotted for “English”. This gives the practitioner more scope and time for teaching and allows more and varied opportunities for the pupils to practise new language skills.

2. Practical Significance

a. Significances for the students

Both the researcher and collaborator expect all the students were able to understand about grammar. Furthermore, this method could involve the students' interest in mastering the material because they worked together and helped one another during the class.

b. Significances for the lecturers/teachers

This research expectably using English songs as a media helped the lecturers guiding the students in enhancing their students' grammar ability. In addition, the researcher expected this research's result could be consideration in teaching grammar.

c. Significances for the institution

The researcher extremely expected that this research was able to overcome some problems in a certain institutions especially for those who have a serious problem in teaching grammar.

E. Research Scope

The research was limited in its scope to make this research clearer and specific. The scope of this research focused on the use of English song in teaching grammar at the second year of MA Nuhayah Pambusuang. The limitation of material that would be taught was modals auxiliary verb because many English songs contained about the material.

F. Operational Definition of Term

The title of this research is "*The Influence of English Songs in Teaching Grammar at the 2nd Year Students of MA Nuhayah Pambusuang*". In understanding the topic of this research easily, the researcher would like to presents the operational definition of terms.

1. English Song

Song is a piece of music that can entertain the listeners. A song can make the listener enjoy and understand the content of the song. Using song in teaching language is not a new technique because many previous reseraches have used the song as a learning method. Many materials have been designed to use songs to teach vocabulary, syntax, and objective of discussion. The aim of using songs in teaching is to make the students enjoy and fun participate in the learning process. There are some steps in applying this media. The researcher will explain and present material by using songs. The material all about grammar and also there an interlude in the middle of learning process such as game or ice breaking.

In addition, Cambridge dictionary (2017) stated that song is a usually short piece of music with words that are sung, it also stated that song is the act of singing, or singing when considered generally. according to Oxford University (2010) song is a short piece of music with words that you singing.

2. Influence

Influence is anything that can cause a change in something that is around, it can be objects, animals, pants and humans.

Infulence is the power to have an effect on people or thing (Dictionary, 2015). In addition, Webster (2010) full definition of influence is an ethereal fluid held to flow from the stars and to affect the actions of humans.

As an example of the definitions above, can be seen from the variables of the research, those are using English songs and teaching grammar. In this research using English songs in teaching grammar can provide an effect on students' grammar ability or not.

3. Grammar

Grammar is the structure and system of a language, or of languages in general, usually considered to consist of syntax and morphology. Grammar also can be defined as one of the components of the language to learn about how to prepare good and correct structure forms.

According to Cowan (2008) grammar is the set of rules that describes how words and groups of words can be arranged to form sentence in a particular language.

Grammar is one of the most important elements in English language because through grammar students can create and arrange the words into the correct sentence. Besides that grammar is very needed in the academics writing, for example in the writing of thesis and dissertations.



CHAPTER II

REVIEW OF RELATED LITERATURE

This chapter outlines about the related findings, theoretical frameworks, and hypothesis.

A. Review of Related Literature

In this research, there are some reviews of related research finding from the previous researcher, these are:

Sumantri (2011) in his thesis entitled: *Improving Pronunciation by using English songs (an experimental study at the tenth grade of smk cyber media)*. In this research, the researcher concluded that teaching learning process by using songs was more effective. It can be seen that the results of statistic calculation where the value of “ t_o ” is higher than “ t_t ” that meant that teaching learning process by using songs could improve student’s ability in English Pronunciation. The researcher suggested that the using songs could be alternative method in teaching English language to improve students’ skill, especially in understanding English Pronunciation.

Ratnasari in her thesis entitled: *Songs To Improve The Students’ Achievement in Pronouncing English Word (an action research of the year seventh students of mts annur jepara in the academic year 2006/2007)*. The objective of his study was to find out whether songs were effective to improve the students’ achievement in pronouncing english word. The result of this research was the progress of 20,89% showed that listening English songs was effective to improve the students’ pronunciation achievement. The researcher also suggested that most of the students were interested in learning English by using songs. It seemed that they felt more relax instead of threatened with the theory. Their

motivation in learning English increased and they expected that this kind of program will be given regularly and continuously.

Budiwoyo in his thesis entitled *“English Children Songs as Alternative For Teaching Grammar of Pluralization at Elementary School : Action Research (The case of The Sixth Grade Students of State Elementary school of Gunung Pati 03, Semarang, in The Academic year 2006-2007)”*. He concluded he attempted to offer the song to be used for teaching grammar to the children. He found that actually song can help the children learn grammar. A significant result is shown in the posttest that is 83.11% .it means that songs are good choice for teaching elementary school since it encourages and motivate students in learning English. As we know that it is very difficult to teach grammar to children. His research focused on teaching grammar based on his view that grammar is the basic component of language competence which should be possessed since childhood.

Sangadah in her thesis entitled *“The effectiveness of Using Songs in Teaching English Articles (An Experimental Reseach with the Third Graders of MIN Purwokerto in the Academic Year of 2010 / 2011)”*. The conclusion can be drawn that the teaching of teaching English articles using songs are more effective at III Utsman bin Affan students of MIN Purwokerto. It is can be seen from the results of test score showing that the experimental class that were given treatment using songs as media got higher score that was 77.416 compared with the control class who did not get treatment using songs as media that was 70.5. Based on the t-test with standard of significant 5%, it is found count $t = 2.712$ with table $t = 2.00$. Because count $t > \text{table } t$, so there is real difference between results of the study of learning using song as a medium and learning without using song as a medium. Consequently based the testing, the process of learning English using songs as media is effective.

Istirokhah student from English Education Study Program, Walisongo State Institute for Islamic Studies, Semarang. Her research entitled “*Improving Student’ Understanding on Simple Past Tense Through Song*”. The researcher concluded that teaching grammar using songs method could be applied to improve students’ understanding on simple past tense. It can be seen after thought by this method at the second year student of SLTP NU 04 Sunan Abinowo Kendal in the academic year of 2010/2011 showed that on the pre-cycles the average of the students’ achievement was 55.2 then on the first cycles the average of the students’ achievement was 63.7, on the second cycles the average of the students’ achievement was 71.8, on the third cycles the average of the students’ achievement was 80.2, and on the post cycles the average of the students’ achievement was 85.2, A significant progress was shown in the result of the post cycles.

The last previous findings from Faiqoh in her thesis entitled “*Using Songs to Teach English Arithmetic Terms*”. The result of analysis data from this research was significant. Using song is more effective in teaching arithmetic than without using song. It is showed of the mean of experimental class is higher than control class.

Based on the reviews of related research findings above, the researcher concludes that using English songs technique in teaching is very useful for teachers and students because it can be used to improve English language skills of students especially in grammar. Every result of the research before very helpful and motivate the students in learning English by using songs. As stated by Lo and Fai (cited in Saricoban and Metin (2000)) learning English through songs also provides a non-threatening atmosphere for students, who usually are tense when speaking English in a formal classroom setting. From the statement, can be

concluded that using English songs in teaching English is alternative method that makes students more enthusiastic and enjoyable in learning.

B. Some Partinent Ideas

1. The concept of Songs

a. Definitions of song

Song is one of the approaches that used in learning English. Before discuss too much about song, here the writer quotes some defenitions of song from some sources:

1. Oxford Learner's Pocket Dictionary (2010) stated that the song is a short piece of music with words that you sing. Song in general is music for singing for a song at a very low price song and dance unnecessary fuss.
2. Song is a group of arrangements which consist of lyrics and elements of music like rythm, melody, harmony and expressions. (Parto, 1996: 99)
3. Friedman (1998) defines song as a short musical work set to a poetic text, with equal importance given to the music and to the words. It may be written for one or several voices and is generally performed with instrument accompaniment.
4. Song is a single (and often stand alone) work of music that is typically intended to be sung by the human voice with distinct and fixed pitches and patterns using sound and silence and a variety of forms that often include repetition of sections. (Wikipedia, 2016)

According to some definition above, the writer conclude that song is group of words that accompanied by beautiful music so there is a match between the tone and the meaning contained of words arrangement.

b. Elements of songs

When listening or singing a song, the listener and singer not only focus on lyric of song but also melody, harmony and rhythm because song is a unity of some music elements. The elements of music are divided into two categories; those are main elements and expression elements.

The first category is the main elements. It consists of rhythm, melody, harmony, and lyrics. Rhythm is the stretch of movement of the sounds. It becomes the base element in music. It is like how to sound a word, there will be letters read long and short and there can be a pause too. It means that rhythm is how to step the music. Melody is the arrangement of stretch sound. And harmony is the unity of two or more tones that have different level played together. The last is lyrics, it can be said as musical sentences.

The second category is the expression elements. It is the way of the musicians express their mind and feeling that consists of tempo, dynamic, and voice color. All the elements above are needed when someone creates a song. (Jamalus, 1988: 7)

c. Selection of songs

When the teacher will apply songs in her / his teaching learning process, she /he should know what kind of song she would bring into the class. This is the problem if the teacher wants to use songs to her class.

Harmer (2001: 243) suggests two ways to solve the problem about the way in selecting the songs to be brought into the class:

The first is to have students bring their own favorite songs to class. If they do this, however, the teacher may want to have time (a day or two) to listen to the songs and try to understand the lyrics, *the second way* is to use older songs, to ask students whether they still have merit, whether they like them, despite their

antiquity. Teachers then can choose songs, which they like and appropriate to the topic and subject matter. In this case, the writer uses the second way. She takes three songs related to the topic. The topic of this study is about tenses, so the researcher chooses the songs about songs that related to the using of tenses. So, the writer thinks that the songs Diamond and My Love appropriate with the topic.

2. The concept of Teaching Grammar

a. Definition of Grammar

According to Hariyono and Carty (2008 : 13) grammar is a science that study of how to arrange some kinds of English words so that it becomes a proper English sentence. On other hand, NCLRC (The National Capital Language Resource Centre : 2004) stated that grammar is central to the teaching and learning of languages. It is also one of the more difficult aspects of language to teach well. From the definitions, the writer can be conclude that grammar is a science that study about how to arrange the words become sentence appropriately.

As teachers, we need to know how to understand and procedure text, spoken and written in various contexts for various purpose. Thornbury (1999) states that “When we process language we are not only trying to make sense of the words and the grammar, we are also trying to infer the speaker’s or writer’s intention or to put it another way, the function of what they are saying or writing”.

Grammar guides people about how to to speak and write correctly. Grammar is also the rules of the means of language that construct the sentence and it is one of the language component that must be learnt by the students.

b. Elements of Grammar

There are three elements of language in English grammar, these are :

1. Orthography

Orthography is the study about how the writing and pronunciation of the letters of language correctly. The material covered in orthography consist of letter, word and syllable.

2. Etymology

Etymology is the study of how to arrange letters of the English language correctly into an English word. In etymology English word classified into 8 (eight) parts or can be named "*The eight Parts of Speech*", these are consist of noun, adjective, verb, pronoun, adverb, preposition, conjunction and interjection.

3. Syntax

Syntax is the study of how the preparation of English words into an English sentence correctly and appropriately or can also be regarded as a process of forming a sentence (Hariyono and Carthy, 2008: 13).

c. The Importance of Learning Grammar

Grammar is one of the most important elements in the language because grammar has a very influential role in the use of language. Learning grammar rules doesn't have to be difficult if you take advantage of the many free English grammar teaching tools available online. Johnson (2017) stated that there are several reasons why you might want to improve your understanding of the rules of grammar. For example:

1. Without good grammar, clear communication is nearly impossible. Proper grammar keeps you from being misunderstood while expressing your thoughts and ideas.
2. Writing and speaking correctly gives you the appearance of credibility. If you're attempting to build a reputation as an expert in your profession, this is extremely important.

3. Other people consider good grammar to be a mark of intelligence and education. Don't allow strangers to form a negative impression of you based on your poor communication skills.

d. How to Improve Grammar Ability

Grammar is very necessary in learning English to see the position of English is a foreign language. Wordpress (2014) stated that some of the strategies used to make grammar lessons effective as follows :

1. Concentrate on the most difficult

Give more concentration to the grammar aspect that you find most difficult. If you do not know which grammar aspect you can not, ask your teacher or friend for who can assess your weaknesses is someone else. By concentrating on the problem, you can focus more on mastering the problem. for example, if you find it difficult to use Tenses, concentrate on the subject and if you have solved it keep looking for your weakness and fix it.

2. Keep Writing

Writing can be used as a tool to learn grammar. Because in writing we are required to use the right grammar rules. Begin writing in english and ask your teacher or friends to correct it. The more we quiz, the better our writing and certainly impact on our grammar ability.

3. Find the references source

Look for references to grammar books. In this modern era you can get references easily and quickly. Many references books about Grammar that we can download for free on the internet atupun learn through blogs about learning English. You will find a variety of discussions about grammar in an easier way. In addition to fast, you can also learn for free.

4. Read it

Read a variety of English books. This sounds a bit strange. But with a lot of reading books in English it will create a strong sense or instinct of understanding in your brain. You will get used to reading the correct sentences grammatically of course this will help you when you write or speak because your brain will automatically repeat what you have read. You will say to yourself "Ah, so that's how to say and write this in English!"

5. Practice Makes Perfect

Practice makes perfect. The statements written on our notebooks are true. Exercise will create habits that will habitually shape attitudes. For example after you learn about Conditional if use the grammar pattern By using it when talking. For example when you're walking and see a nice luxury car passing in front of you. You will definitely say "if I have money I definitely have that car" try to use the conditional pattern you have learned. Say "if I had much money, I would buy that car" so such patterns will stick in your brain without having to memorize the formula again.

6. Join English Community

Join the English communities around you. Do not ever feel embarrassed or inferior to find friends in learning English because learning language is not like learning other lessons that you can do yourself. Language is a Skill that we know that Skill can be practiced. Practice with your friends by mutually correcting the mistakes you make during practicing speaking English. By learning together of course learning grammar is no longer a boring thing.

In addition to the steps that have been described there are also several other ways to improve grammar, it can be seen in Grammar Revolution (2017) stated that there were five steps in learning grammar as follows :

1. Learn the Parts of Speech

Every Single word can be categorized into one of eight word groups, or parts of speech. Understanding the parts of speech is the first step towards learning grammar.

The Eight Parts of Speech, these are:

- Nouns
- Pronouns
- Verbs
- Adjectives
- Adverbs
- Prepositions
- Conjunctions
- Interjections

2. Contemplate the Awesomeness of Sentences

It's great to understand all of the word categories, but the magic happens when we start to put words together. That's why the second step for learning grammar is to learn more about sentences. Sentences are nice little packages of words that come together to express one complete thought.

3. Learn Phrases

Now things are going to start getting fun. Phrases are units of language, and we use them all of the time. They are groups of words, but they come together to function as a single unit.

4. Learn Clause

Clauses are another unit of language, and learning grammar requires that you study them next. All clauses contain a subject and a verb. Some clauses can stand alone (independent clauses) and some cannot (dependent clauses).

5. Use Sentence Diagrams

Sentences diagramming is a great way to help learn grammar and retain everything that you learn for years to come. Sprinkle your diagramming lessons throughout the first four steps.

3. Songs as media in teaching grammar

English teacher can use song in classroom as a media to teach the students. Through song the students can practice speaking, vocabulary, pronunciation, listening and grammar. According to Arsyad (2006) teaching of songs as a media is used to convey educational messages. Another definition of teaching songs as media are performs of communication either printed or audio visual and the tools.

This part talking about songs as media in teaching grammar. There are many reasons why English songs are good for English grammar. For example:

1. Most students enjoy singing songs, and they can often be a welcome change from the routine of learning a foreign language. For the teacher, using songs in the classroom can also be a nice break from following a set curriculum (Millington: 2011).
2. Songs can also be useful tools in the learning of vocabulary, sentence structures, and sentence patterns, not to mention their reflectivity of mother tongue culture (Murphey, 1992).
3. Using English songs in EFL classrooms can successfully bring about affective learning through providing a harmonious classroom atmosphere, reducing students' anxiety, fostering their interests and motivating them to learn the target language. Students will regard English songs as part of entertainment rather than work and thus find learning English through songs amusing and relaxed (CCSE: 2009).
4. The reader might think that grammar needed to be learnt in a very structured way but listening to music will help you to remember grammar

patterns and learn how to use grammar correctly in everyday conversations (Bloomsbury International).

Mc Cormick (2010) mentioned that there are many advantages of using songs in teaching English classroom as follows:

- a. To present a topic.
- b. To provide a relaxed classroom atmosphere.
- c. To bring variety and fun to learning .
- d. Music has the ability to produce greater students motivation.
- e. Songs invite the students to become active in the learning practice.
- f. Children who have language difficulty can especially benefit from the introduction of music in the classroom.
- g. Music establish positive learning state and energizer learning activities.
- h. Music adds an element of fun while helping accentuate the lesson orientation.
- i. Music helps ease tension through work that does not feel like typical classroom work. (Mc Cormick, 2010)

In addition, Brewer (2010) stated that the use of song in teaching learning process has good implication, those are:

- a. Create a welcoming atmosphere (It is the function of song as a warmer; students are expected to be enthusiastic in the learning process).
- b. Facilitate a positive learning mood and motivate students to learning (Music helps students to focus on the material discussed and raise their concentration in the learning activities).
- c. Connect students to content topics (Students are expected to understand the topic that they studied through song lyrics).
- d. Reduce learning stress levels (As a filler, when students are boring teacher can stimulate them by playing music to make them active again).

- e. Deepen understanding and reinforce memory through emotional association because songs are familiar with students live. So, students are easy to understand the material.
- f. Stimulate imagination and creativity (Music is good stimulus to imagine and it can explore students' creativity).
- g. Reinforce grammatical structures (Students are easy to understand the grammatical structure of a song by analyze the tenses from the lyrics of a song).
- h. Embed new vocabulary (Students can enrich their vocabulary after listen to a song).
- i. Teach pronunciation efficiently (It is possible to us to imitate the native speaker pronunciation by listening English song).
- j. Make learning English fun for learners (They create a relaxed atmosphere and get learners motivated with enthusiasm for learning).

From the statements mentioned, could be conclude that song was one of interesting media that could be used in teaching English skill, especially here in grammar because songs could make the students felt enjoy in learning English so that the students easily to remember grammar patterns correctly. In addition to the benefits that have been described, using the song in learning grammar also has the deficiency as stated in Spelling Bee (2017) from the grammar viewed, many songs that have the wrong grammar, and for accents, available a variety of songs with different accents, and the learning process through music and song regardless of the role of a guide or mentor, which, in terms of education, is very important. However, beyond that learning English through music and songs has always been a good choice for those of us who want to find a fun option to learn a foreign language.

C. Conceptual Framework

The researcher focused the research on Teaching Grammar by using English songs. However, there are two classes which were divided into experimental class and control class. The conceptual framework of this research was as follow:

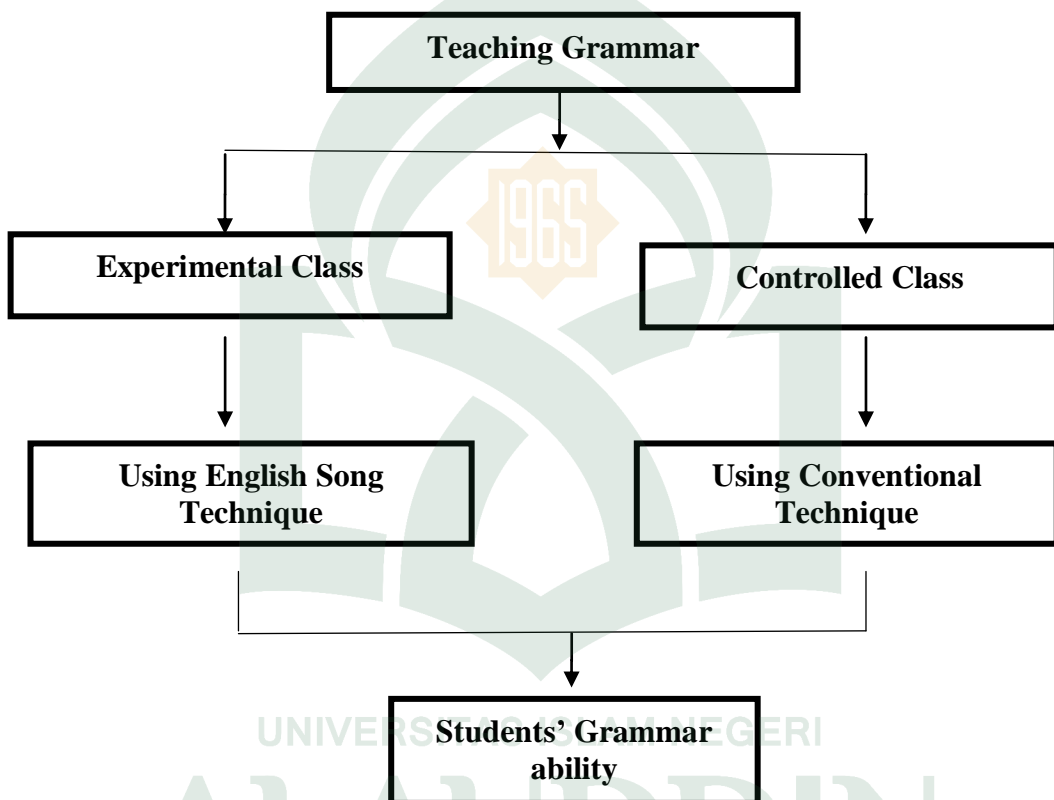


Figure 2.1 Conceptual Framework

The theoretical framework classified as follow:

1. Teaching Grammar refers to input which consists of grammar material. The grammar material is about modals auxiliary verb.
2. Experimental class using English song as a technique in teaching grammar. In this process the researcher explain about grammar with applying song.

3. Controlled class using conventional technique as a technique in teaching grammar. According to Djamarah (1996) conventional technique is a traditional learning method or also called lecture technique, because since this technique has been used as a means of oral communication between teachers and students in learning and learning process . In conventional technique, the researcher used the usual technique which is used by the teacher, it is drill method. Sudjana (1995) stated that drill method is a method of teaching by training learners against materials already taught / given in order to have the dexterity or skill of what has been learned. In this case the researcher explained to the students about the grammar using the projector and then asked the students to practice the grammar as described.
4. Student's grammar ability refers to output which means the result of teaching and learning after using English songs.

D. Hypothesis

The hypothesis of the research was formulated as follows:

1. H_1 : The use of English song influences the students' ability in grammar at the 2nd year students of MA Nuhayah Pambusuang.
2. H_0 : The use of English song does not influence the students' ability in grammar at the 2nd year students of MA Nuhayah Pambusuang.

CHAPTER III

RESEARCH METHOD

This chapter deals with research method, research variables, population and sample, research instrument, data collection procedures, data analysis techniques.

A. Research Method

In this research, the researcher used Quasi Experimental research design. The form of Quasi Experimental design that is used in this research, it is Nonequivalent Control Group Design that involving two groups of classes. One group treated as the experimental class and other group treated as the control class.

Latief (2013) stated that Quasi Experimental research is a research design that used by researcher when the researcher can only assign randomly different treatments to two different classes. Beside that, Sugiyono (2015) states that Quasi Experimental design is a part of Experimental design that was developed to overcome the difficulties in determining the control group in the research.

In experimental class, researcher applied English songs in Teaching while in control class used conventional teaching method as the teachers' technique in classroom.

The researcher used pre-test and post-test design in both experimental and controlled class. The aim was to find out of the influence of English songs in teaching grammar. To get the significant effectiveness of this research by comparing the pre-test and post-test both of experimental class and controlled class. If the score of post-test is higher than pre-test, it means that this treatment is effective and if the score of post-test is lower than pre-test, it means that this treatment is not effective.

This was a model of Quasi-Experimental Design, exactly Non-equivalent Control Group Design.

E	O ₁	X	O ₂
<hr/>			
C	O ₃		O ₄

Figure 3.1 Research design

Explanation:

E : Experimental class

C : Control class

O₁ : Pre-test (in experimental class)

O₃ : Pre-test (in control class)

X : Treatment that will be given for experimental class by using *English songs*

O₂ : Post-test (in experimental class)

O₄ : Post-test (in controlled class)

(Sugiyono, 2015:116)

B. Research Variables

According to Latief (2013: 10) variabel is a key term in research and every research involves variables to be measured. In this research consist of two variables, which are dependent variable and independent variable. Sugiyono (2015 : 61) stated that independent variable is variable that affect or be changes or the emergence of the dependent variable and Dependent variable is variable that is affected or which become due to the independent variable.

The first, the independent variable was English song technique which was the teaching aid that helped the students to enhance their grammar skill.

The second, the dependent variable was teaching grammar. Dependent variable was affected by independent variable. This research showed that using English songs affected the students' grammar ability or not.

C. Population and Sample

1. Population

According to Arikunto (2013: 173) states that population is the total member of research respondents, while sample is a part or representation of population that is researched.

The researcher did the experiment at the second year of Madrasah Aliyah Nuhayah Pambusuang, involving the process of teaching grammar by using English songs. The population of the research was the students in the second year of Madrasah Aliyah Nuhayah Pambusuang, all of them consist of 78 students from 3 classes.

2. Sample

Turmudi & Harini (2008: 11), Sample is a subset of the population that is selected researchers to observe. The technique sampling used in this research was purposive sampling. The researcher used purposive sampling because the researcher has particular consideration about sample that selected in this research and according to the data obtained, the classes that have been as samples in this research have the same ability. Laerd (2012) states that purposive sampling represents a group of different non-probability sampling techniques and the main goal of purposive

sampling is to focus on particular characteristics of a population that are of interest, which will best enable you to answer your research questions.

The researcher took two classes as the sample to get representative data. The sample of research were XI_1 which consisted of 20 students as controlled class and XI_2 which consisted of 20 students as experiment class. The reason why the researcher used two classes above because the researcher got data information from English teacher that between class XI_1 and class XI_2 almost had the same ability in English.

D. Research Instrument

The instruments used in this study are:

1. Test

The researcher preceded the tests that consists of pre-test and post-test. The function of pre test is to know how far the ability in grammar of the students before using English songs and the function of post test is to know the achievement of students' ability in grammar after using English songs. Generally, the objective of the test was used to identify the students' achievement in grammar related to intelligible grammar through songs.

To obtain the data, The researcher used grammar tests that consisted of 10 numbers multiple choice test from the lyric of song to examine the students' grammar in pre-test and post-test.

2. Questionnaire

Questionnaire can be defined as the composition in the form of multiple choice questions that was distributed and answered by library members who were respondents. The researcher used questionnaire to gather information or students'

opinion about the teaching performance of teacher and students' opinion about strategy that was used. In this research, the researcher gave 10 numbers questions after treatment and post test, it can be showed in appendix L.

E. Data Collecting Procedure

The test for collecting data was important thing in this research that can be determined the result of the research such as :

1. Pre-test

To collect the data, the researcher administered a pre-test to both classes conducted on 21st August 2017. It showed in appendix K as a test to the students. The Pre-test was intended to know the prior knowledge of the students on grammar ability before giving the treatment.

The pre-test for students were carried out to get their score. In this part, the researcher gave paper of test to every students contained about grammar to know the prior knowledge of students.

The stages in giving pre-test to the students:

- a. The researcher asked the students to pay attention.
- b. The researcher explained about the purposes of this research.
- c. The researcher explained the instrument that given to the students.
- d. The researcher asked the students to do the test

2. Treatment

After giving the pre-test, the researcher conducted the treatment to the experiment class only by using English songs in teaching grammar conducted on 22nd-11st August and using conventional technique in teaching grammar conducted on 23rd-12nd August 2107. The treatment was given for at least four meetings and it took

2 x 40 minutes for each meeting. The procedures of treatment and teaching schedule of experimental class and control class were presented as follows:

a. Experimental class

The procedures in experimental class as follow:

1. The researcher came to the class then introducing herself and her purpose.
2. The researcher acted as the teacher and used English song technique in learning process..
3. The researcher explained the material to students, it is about grammar.
4. The researcher explained the problems that always students get when learning grammar.
5. The researcher explained about the advantage of songs in learning grammar.
6. The researcher applied English songs in teaching grammar in experimental class.
7. The researcher asked to the students to practice learning grammar by using English song after giving the treatment.

The teaching schedule in experimental class by using English song technique, as follows:

1. The first meeting on August 22, 2017 at 10.30 – 11.30 a.m., the material that given was about *The definition of modals auxiliary verbs and examples of modals auxiliary verbs*. The materials and teaching procedures were showed in *Appendix I in page 61*.
2. The second meeting on August 29, 2017 at 10.30 – 11.30 a.m., the material that given was about *The function of modals auxiliary verbs*. The materials and teaching procedures were showed in *Appendix I in page 65*.

3. The third meeting on September 05, 2017 at 10.30 – 11.30 a.m., the material that given was about *Time differences with modals auxiliary verbs*. The materials and teaching procedures were showed in *Appendix I in page 67*.
4. The four meeting on September 11, 2017 at 13.00 – 14.20 a.m., the material that given was about *How do use modals and form of modals auxiliary verbs*. The materials and teaching procedures were showed in *Appendix I in page 72*.

b. Controlled class

In the control class, the students were not taught using English song in Teaching grammar. They were taught using a conventional teaching. The number of meeting of this controlled class was the same as experimental class.

The procedures in controlled class as follow:

1. The researcher came to the class then introducing herself and her purpose.
2. The researcher acted as the teacher and used conventional technique learning process.
3. The researcher explained the material to students, it is about grammar.
4. The researcher explained the problems that always students get when learning grammar.
5. The researcher explained about advantage in learning grammar.
6. The researcher teaching grammar in classroom by giving explanation refers to book.
7. The researcher asked to the students to practice learning grammar by answering the question in paper test.

The teaching schedule in experimental class by using English song technique, as follows:

1. The first meeting on August 23, 2017 at 13.00 – 14.20 a.m., the material that given was about *The definition of modals auxiliary verbs and exampels of modals auxiliary verbs*. The materials and teaching procedures were showed in *Appendix J in page 77*.
2. The second meeting on August 30, 2017 at 13.00 – 14.20 a.m., the material that given was about *The function of modals auxiliary verbs*. The materials and teaching procedures were showed in *Appendix J in page 80*.
3. The third meeting on September 06, 2017 at 13.00 – 14.20 a.m., the material that given was about *Time differences with modals auxiliary verbs*. The materials and teaching procedures were showed in *Appendix J in page 82*.
4. The four meeting on September 11, 2017 at 07.30 – 08.50 a.m., the material that given was about *How do use modals and form of modals auxiliary verbs*. The materials and teaching procedures were showed in *Appendix J in page 85*.

3. Post-test

After the treatment, the post-test was used after giving treatment to the students. The post-test conducted on 13 September 2017, it showed in appendix J. In

this post-test, the researcher saw the improvement of the students after giving treatment.

The stages in giving pre-test to the students:

- a. The researcher told to the students that we conducted a test, namely post-test.
- b. The researcher explained about what they have to do in this test.
- c. The students began to do the test individually.

F. Data Analysis Technique

This research analyzed by quantitative method. In this research, there was a pre-test. After conducting the pre-test, the students were given a post test.

The data are obtained through pre-test and post-test. The researcher used the procedures as follows:

1. Scoring the students' answer by using the following formula :

$$P = \frac{F}{N} \times 100 \%$$

Where:

P = Percentage

F = Frequency of wrong answer

N = Number of sample

(Bluman, 2004:68)

2. Classifying the score of students.

No	Score	Criteria
----	-------	----------

1	85 - 100	Very good
2	65 - 84	Good
3	55 - 64	Fair
4	35 - 54	Poor
5	10 - 34	Very poor

(Mansyur, M, 2003: 20)

3. Finding out the means score of the students' answer

$$\bar{X} = \frac{\sum X}{N}$$

Where:

\bar{X} : mean score

$\sum X$: Sum of all score

N : Total number of subject

(Gay, 2006: 320)

4. Finding out the standard deviation by applying this formula :

$$SD = \sqrt{\frac{SS}{N}}, \text{ where } SS = \sum X^2 - \frac{(\sum X)^2}{N}$$

Where:

SD = Standard Deviation

SS = The Sum of Square

N = Total Number of The Subjects

$\sum X^2$ = The sum of all square; each score is squared and all the squares are added up

$(\sum X)^2$ = The square of the sum; all the scores are added up and the sum is square, total

(Gay, 2006: 321)

5. The formula used in finding out the difference between students' score in Pre-test and Post-test

$$t = \frac{\bar{x}_1 - \bar{x}_2}{\sqrt{\left(\frac{SS_1 + SS_2}{n_1 + n_2 - 2}\right)\left(\frac{1}{n_1} + \frac{1}{n_2}\right)}}$$

Where:

t : test of significance

\bar{x}_1 : mean score of experimental group

\bar{x}_2 : mean score of controlled group

SS_1 : sum square of experimental group

SS_2 : sum square of controlled group

n_1 : number of students of experimental group

n_2 : number of students of cotrolled group

2 : the number of class involved

1 : constant number

(Gay, 2006: 34)

6. The result of the t test will be compared with t table to answer hypothesis.

$t \text{ table} < t \text{ test} = \text{Effective}$

$t \text{ table} > t \text{ test} = \text{Not effective}$

(Gay, 2006: p. 346)



CHAPTER IV

FINDING AND DISCUSSION

This chapter consists of findings of the research and its discussion. The findings of the research presents the result of student's improvement in grammar ability by using English song, and the discussion of the research covers further explanation of the findings. In this chapter, the researcher analyzed the data consisting of the result of pre-test and post-test either in experimental class or control class.

A. Findings

1. Test

The findings of the research were based on the results of the data analysis. The data analysis was used to collect data. The test consisted of a pre-test and a post-test. The pre-test was given to find out the student s' grammar ability before presenting English song, and the post-test was given to find out the improvement of the students' grammar ability after giving the treatment.

- a. The classification of Students' Pre-test Score in Experimental Class and Controll class.

The following table shows the distribution of frequency and percentage of final score of students' grammar ability at the second year students of MA Nuhayah Pambusuang in pre-test of experimental class and controll class.

Table 4.1
The distribution of frequency and percentage score of experimental class in
Pre-Test

No.	Criteria	Score	Frequency	Percentage
1.	Very good	85 - 100	0	0%
2.	Good	65 - 84	5	25%
3.	Fair	55 - 64	8	40%
4.	Poor	35 - 54	7	35%
5.	Very poor	10 - 34	0	0%
Total			20	100%

Table 4.1 above shows the rate percentage score of experimental class in pre-test from 20 students. It shows that none of the students got very good score and very poor score. There were 5 (25%) students got good score, 8 (40%) students got fair score, 7 (35%) students got poor score. Most of students obtained fair score and poor score which meant that the students' ability in grammar were not good.

Table 4.2
The distribution of frequency and percentage score of Controlled Class in Pre-Test

No.	Classification	Score	Frequency	Percentage
1.	Very good	85 – 100	0	0%
2.	Good	65 – 84	3	15%
3.	Fair	55 – 64	7	35%
4.	Poor	35 – 54	9	45%
5.	Very poor	10 – 34	1	5%
Total			20	100%

Table 4.2 above shows the rate percentage score of controlled class in pre-test from 20 students. . It shows that none of the students got very good score. There were 3 (15%) students got good score, 7 (35%) students got fair score , 9 (45%) students got poor score, and 1 (5%) students got very poor score.

Based on the table 4.1 and 4.2, it can be concluded that the rate percentage of experimental class is almost the same as the controlled class in pre test. It can be showed from the table that there was student got very good score in experimental class and controlled class.

- b. The classification of Students' Post-test Scores in Experimental Class and Control Class.

The following table shows the distribution of frequency and percentage of final score of students' grammar ability at the second year students of MA Nuhayah Pambusuang in post-test of experimental class and control class.

Table 4.3
The distribution of frequency and percentage score of experimental Class in Post-Test

No.	Classification	Score	Frequency	Percentage
1.	Very good	85 – 100	9	45%
2.	Good	65 – 84	9	45%
3.	Fair	55 – 64	2	10%
4.	Poor	35 – 54	0	0%
5.	Very poor	10 – 34	0	0%
Total			20	100%

Table 4.2 above shows the rate percentage score of experimental class in post-test from 20 students. The table shows that between very good score and good score were same, there were 9 (45%) students got very good score and 9 (45%) students also got good score, there were 2 (10%) students got fair score, and none of students got poor score and very poor score. It meant there was an improvement from the pre-test to post-test.

Table 4.4
The distribution of frequency and percentage score
of Control Class in Post-Test

No.	Classification	Score	Frequency	Percentage
1.	Very good	85 – 100	0	0%
2.	Good	65 – 84	17	85%
3.	Fair	55 – 64	2	10%
4.	Poor	35 – 54	1	5%
5.	Very poor	10 – 34	0	0%
Total			20	100%

Table 4.4 above shows the rate percentage score of control class in post-test from 20 students. The table shows that none of students got very good score, there were 17 (85%) students got good score, 2 (10%) students got fair score, 1 (5%) students got poor score, and none of students got very poor score.

Based on the table 4.3 and 4.4, it can be concluded that the rate percentage of experimental class in post-test was greater than the percentage of controlled class in post test.

c. The Mean Score and Standard Deviation of Experimental Class and Controlled Class.

After calculating the result of the students score, the mean scores and standard deviation for both classes can be presented by the following table.

Table 4.5
The mean score of experimental class
And controlled class in pre-test

Class	Mean Score	Standard Deviation
Experimental	58	9.5
Controlled	54	10.95

The table 4.5 shows that, the mean score of Experimental class in pre test was (58) and the standar deviation of experimental class was (9.5), while the mean score of control class in post-test was (54) and its standar deviation was (10.95). It means that, the mean score of control class was lower than the mean score of experimental class.

Table 4.6
The mean score of experimental class
And controlled class in Post-Test

Class	Mean Score	Standard Deviation
Experimental	83.5	13.08
Controlled	71.5	8.12

The table 4.6 shows that, the mean score of Experimental class in post-test was (83.5) and the standar deviation of experimental class was (13.08), while the mean score of control class in post-test was (71.5) and its standar deviation was (8.12). It means that, the mean score of control class was lower than the mean score of experimental class.

The significance score between experimental and controlled class can be calculated by using t-test. The result of t-test can be seen in table 4.7 as follows:

Table 4.7
Distribution the value of t-test and t-table in post-test

Variable	t-test value	t-table value
Post-Test	3.46	2.042

The table shows the result of test of significance testing. For the level of significance (α) 0.05 and the degree of freedom (df) $(N_1+N_2)-2 = (20+20)-2 = 38$, showed that the value of the t-Test was higher than t-Table. The result of the test clearly showed that there was a significant different between the students' score in the experimental and controlled class after the treatment by using English song method. It indicated that English song method is quite effective in teaching speaking. It means H_0 is rejected and H_1 is accepted because the t-Test is higher than t-Table ($3.46 > 2.042$). Hence, the hypothesis of the research is accepted.

2. Questionnaire

In the last activity, after doing the post-test, the researcher distributed questionnaire sheets to the students. The purpose of giving questionnaire was to know how the students' opinions about the use of songs in learning grammar after the researcher do treatment.

The researcher distributed the questionnaire to the second year students of MA Nuhayah Pambusuang 2017/2018 academic year as the sample. This questionnaire consisted of 10 items related to the influence of English song in teaching grammar. It was distributed on 20 students of class X_1 . The following were clear explanation about the items of the questionnaires. We could see the result of the students' respondent in table 4.8 as follows:

Table 4.8
The Score of Questionnaire

NO	Indikator	Skor				
		SS	S	N	TS	STS
1	Belajar dengan menggunakan English song sangat cocok digunakan dalam kelas.	11	5	2	2	0
2	Menggunakan English song membuat saya lebih tertarik untuk belajar bahasa Inggris di kelas.	10	6	4	0	0
3	Setelah belajar dengan menggunakan English song saya lebih mudah memahami pelajaran.	7	10	1	2	0
4	English song sangat berpengaruh dalam mengembangkan skill siswa.	3	11	5	1	0
5	Saya setuju jika teknik ini diaplikasikan dalam kelas.	8	6	3	3	0
6	Pembelajaran Grammar sebelumnya mudah dipahami.	2	8	5	5	0
7	Belajar Grammar sangat menyenangkan.	0	3	7	8	2
8	Cara guru mengajar Grammar sebelum mengenal English song sudah bagus.	0	10	9	1	0
9	Saya tidak setuju jika pembelajaran grammar dilakukan dengan menggunakan tehnik English song.	8	10	1	1	0
10	Pembelajaran Grammar dengan menggunakan lagu membuat siswa tidak konsentrasi.	0	5	3	10	2
	Total number	49	74	40	33	4
	Mean score	4.9	7,4	34	3.3	0.4
	Percentage	24.5%	37%	20%	16.5%	2%

Referring to the table 4.8, it showed that about the influence of English song in teaching grammar of the second year students at MA Nuhayah Pambusuang . There were five categories that the researcher had calculated, they

were, the first, SS (very influence) obtained 24.5% of the respondents, the second, S (high influence) obtained 37% of the respondents, the third, N (medium influence) obtained 20% of the respondents, the fourth, (weak influence) obtained 16.5% of the respondents, and the last, STS (very weak influence) obtained 2% of the respondents.

Most of the survey students reported high influence of song, it was 37% the highest percentage of the result questionnaires calculated. It meant that the using of English song in teaching grammar has an influence to improve students' gramof MA Nuhayah Pambusuang.

B. Discussion

Teaching grammar to students through English song helps the students to overcome their difficulties toward learning English grammar, especially learning about modals auxiliary subject. Using songs may become the alternative methode in teaching the English, since it offers an interesting and enjoyable atmosphere of learning.

According to the result of hypothesis testing, it is known and true that using song in teaching grammar can give a significant influence to increase students' grammar ability. It can be seen that the score of experimental class is higher than controlled class.

Before the students were treated by applying English song, the result of the students in experimental class of the research showed that the students' grammar ability was still poor. It was approved by the result of the pre-test that there were no students got very good score, only 5 (25%) students got good score, 8 (40%) students got average score, 7 (35%) students got poor score.

From the data analysis there was significance improvement of the students' post-test of experimental class from 20 students. In the post-test there

were 9 (45%) students got very good score, there were 9 (45%) got good score, and 2 (10%) students got fair score.

Moreover, analysis of the mean score gap in the post-test between Experimental and Controlled class ensures if the technique used was effective. The mean score of the Experimental class was 83.5 and 71.5 for Controlled class. It means the gap of the students' score of the Experimental and Controlled class is 12. The explanation of the gap between the two classes indicates that the Experimental class shows high increasing than the Controlled class. It means H_0 is rejected and H_1 is accepted because t-Test is higher than t-Table ($3.46 > 2.042$). Hence, the hypothesis of the research is accepted.

The result of this research was supported by some previous finding that existed in chapter II. *The first*, Sumantri in her thesis entitled *Improving Pronunciation by using English songs (an experimental study at the tenth grade of smk cyber media)*. The researcher concluded that teaching learning process by using songs was more effective. It can be seen that the results of statistic calculation where the value of " t_o " is higher than " t_t " that meant that the hypothesis of the research is accepted. *The second*, Ratnasari in her thesis entitled: *Songs To Improve The Students' Achievement in Pronouncing English Word (an action research of the year seventh students of mts annur jepara in the academic year 2006/2007)*. The result of this research was the progress of 20,89% showed that listening English songs was effective to improve the students' pronunciation achievement that meant that the hypothesis of the research is accepted.

Based on the reviews of related research findings, the researcher concluded that using English song technique in teaching was very useful for teachers and students because it could be used to improve English language skills of students especially in grammar. Every result of the research before very helpful

and motivate the students in learning English by using songs. As a theory stated by Lo and Fai (cited in Saricoban and Metin (2000)) learning English through songs also provides a non-threatening atmosphere for students, who usually are tense when speaking English in a formal classroom setting. In additional theory from Murphey (1992) stated that songs can also be useful tools in the learning of vocabulary, sentence structures, and sentence patterns, not to mention their reflectivity of mother tongue culture.

Based on the findings of this research and the theory in chapter II, the researcher concluded that using English song method can be useful in teaching grammar and overcome the students' problem in grammar class. The goals have been achieved because the students' achievement and performance increased from the pre-test to the post-test. However, teaching grammar in classroom by using English song sometimes made the students more interested to the song than the learning grammar itself, so that the students were less focused in the learning process.

CHAPTER V

CONCLUSION AND SUGGESTION

This chapter consists of two parts. The first part deals with conclusion of the finding, and the second part deals with suggestion.

A. Conclusion

Based on the result of the data analysis, research findings, and discussion in the previous chapter, the researcher concluded that:

The use of English song in teaching grammar influences students' grammar ability at the second year students of MA Nuhayah Pambusuang. It can be seen from the improvement students' grammar ability after used treatment. The improvement can be seen through the statistical analysis that t-test value that was 3.46, greater than t-table value 2.042. In addition, the influence of English song in teaching grammar also can be seen from the questionnaire was distributed by researcher. The influence can be seen through the percentage score of the answer of students in questionnaire. There were some points that make English song was effective to improve the students' vocabulary:

1. Using English songs in teaching is very useful for teachers and students because it can be used to improve English language skills of students especially in grammar.
2. Using song in teaching English is alternative method that makes the students more enthusiastic and enjoyable in learning so that the students easily to remember grammar pattern

B. Suggestion

Considering the conclusion above, the researcher puts forward some suggestions as follows:

1. English song is suggested to use this method for teacher as an alternative method to improve the students' grammar ability.
2. Teaching grammar by using English song was proven effective to improve the students' grammar, so it is suggested for further researcher to find out the significance of English song Method in other English skills elements of language skills.



BIBLIOGRAPHY

- Alice C. Omaggio. *Teaching Language in Context*. Boston: Heinle & Heinle Publishers Inc, 2001.
- Arikunto, Suharsimi. *Prosedur Penelitian Suatu Pendekatan Praktik*. Jakarta: PT. Rineka Cipta, 2013.
- Arsyad, Azhar. *Media Pembelajaran*. Jakarta: PT Raja Grafindo Persada, 2006.
- Brewer, Chris Musicin. *The Learning Cycle*.
<http://www.songforteaching.com/teachingtips/musicinthelearningcycle>.
Accessed on May 08, 2010.
- Budiwoyo, Bedy. *Song as Alternative for Teaching Grammar at Elementary School*. Unpublished Thesis. Semarang: State University of Semarang, 2006.
- Bloomsbury International. *Learning English with songs*. <http://www.bloomsbury-international.com/en/> (downloaded on 10 Juli 2016).
- Cambridge University. *Definition of "song"*.
<https://dictionary.cambridge.org/us/dictionary/english/song> (downloaded on 10 January 2017).
- CCSE, "Using English Songs: an Enjoyable and Effective Approach to ELT", *English Language Teaching* 2, no. 1 (2009): h. 92. Pdf.
- Cowan, Ron. *The Teacher's Grammar of English: A Course Book and Reference Guide*. New York: Cambridge University press, 2008.
- Depdiknas, Kurikulum Standar Kompetensi Bahasa Inggris SMP, Jakarta: Depdiknas, 2004.
- Dictionary, Cambridge. *Meaning of influence in the english dictionary*. Cambridge : Cambridge University Press, 2015.
- Djamarah, Syaiful Bahri. *Strategi Belajar Mengajar*. Edition IV; Bandung: Rineka Cipta, 2010.
- Forster, Elizabeth. "Journal of Research and Innovation in the Language Classroom: The value of songs and chants for young learner", *Encuentro* 16, (2006): p. 63.
- Friedman. *"Encyclopedia of Americana"*. Vol 19, Connecticut: Grolier Incorporated, 1998.

- Gay, L.R. *Education Research: Competencies for Analysis and application*. 8th Edition. United State: Earson Merrill Prenfile Hall. 2006.
- Hariyono, Rudi dan Andrew Mc. Carthy. *ABC Plus English Grammar*. Cet. I; Surabaya: Gitamedia Press, 2008.
- Harmer, Jeremy. *The Practice of English Language Teaching*. 3rd; Cambridge: Longman, 2001.
- Istirokhah. *Improving Student' Understanding on Simple Past Tense Through Song*. Thesis. Semarang: Tarbiyah Faculty Walisongo State Institute For Islamic Studies, 2010.
- Jamalus. *Belajar Musik*. Jakarta: Depdikbud, Dirjen Dikti, 1988.
- Jhonson, *The Importance of Grammar*.
<https://www.johnson.edu/docs/library/The-Article-Review.pdf> (20 November 2017).
- Laerd Dissertation. *Purposive Sampling*. <http://dissertation.laerd.com/purposive-sampling.php> (viewed on 02 February 2017).
- Latief, Mohammad Adnan. *Research Methods on Language Learning An Introduction*. Malang: Universitas Negeri Malam (UM Press), 2016.
- Macmillan publishers. *My English Songbook*. University of York/Macmillan Press, 1981.
- Mansyur, M. *Peningkatan Hasil Belajar Matematika Siswa k=Kelas II MTs DDI Al-Mubarak Tobarakka Kabupaten Wajo Melalui Pendekatan Quantum Teaching*. Skripsi, Makassar. FMIPA UNM. 2003.
- Mc Cormick ,Maggie. <http://www.ehow.com/how-teach-english-children-through-songs.html>. May 7, 2010.
- Millington, Neil T. "Using Songs Effectively to TeachEnglish to Young Learners". *Teaching Practice* 2, issues 1 (2011): p. 134.
- Murphy, Raymond. *English Grammar In Use*, New York: Cambridge University Press, 1992.
- NCLRC (The National Capital Language Resource Centre). *Teaching Grammar*. <http://www.nclrc.org/essentials/grammar/grindex.htm> (shared on 22 October 2004).
- O'Brien, Elizabeth. *Grammar Revolution*. <https://www.english-grammar-revolution.com/learning-grammar.html> (20 November 2017).

- Oxford University. *Oxford Learner's Pocket Dictionary*. New York: Oxford University press, 2010.
- Parto. *Seni Music Barat dan Sumber Daya Manusia*. Yogyakarta: Pustaka Belajar, 1996.
- Puasa, Kuran. *Teaching English through Pop Songs*. Bandung: CV Yrama Widya, 2008
- Ratnasari, Henni. *Songs To Improve The Students' Achievement in Pronouncing English Word (an action research of the year seventh students of mts annur jepara in the academic year 2006/2007)*. Thesis. Semarang: Language and Arts Faculty Semarang state University, 2007.
- Sangadah, Nur Aziz Asma. The effectiveness of Using songs in Teaching English Articles. Thesis. Semarang : Tarbiyah Faculty Walisongo State Institute for Islamic Studies Semarang, 2011.
- Saricoban, Arif & Metin, Esen. "Songs, Verse and Games for Teaching Grammar "Http://iteslj.org/Techniques/Saricoban-Songs.html the Internet TESL Journal, Vol. VI, No. 10, October 2000. (On 25 October 2017).
- Sugiyono. *Metode Penelitian Pendidikan: Pendekatan Kuantitatif, Kualitatif, dan R&D*. Edition XXII; Bandung: Alfabeta, 2015.
- Sudjana, Nana. *Dasar-dasar Proses Belajar Mengajar*. Bandung: Sinar Baru Algensindo, 1995.
- Sukirman, *The Ability of The Fifth Semester Students of English Language and Literature Department at Alauddin Islam State University Makassar in Analyzing Sentence in Reading Text Using Cooperative Learning*. Makassar. A thesis of UIN, 2010.
- Sumantri, Erno. *Improving Students Pronunciation by Using English Songs (An Experimental Study at the Tenth Grade of SMK Cyber Media)*. A Thesis of UIN Syarif Hidayatullah Jakarta, 2011.
- Turmudi & Harini, Sri. *Metode Statistika*. 1st; UIN Malang Press, 2008.
- Thornbury, Scott. *How to Teach Grammar*. England : Bluestone Press. 1999.
- Webster, Merriam. *Full definition of Influence*. <http://www.merriam-webster.com/dictionary/influence> (2 Juli 2016).

Wordpress, *Strategi Terbaik Belajar Grammar Bahasa Inggris*.
<https://www.belajarbahasainggrisku.com/2014/11/strategi-terbaik-belajar-grammar-bahasa-inggris.html> (11 November 2014).





APPENDICES

UNIVERSITAS ISLAM NEGERI
ALAUDDIN
M A K A S S A R

APPENDIX A
ATTENDANCE LIST

EXPERIMENTAL CLASS (X₁) MA NUHIYAH PAMBUSUANG

NO	Reg. Number	Students' Names	M / F	Meeting					
				1	2	3	4	5	6
1	1000	Ahmad Asy'ari	M	✓	✓	✓	✓	✓	✓
2	1001	Ahmad Fadlin N	M	✓	✓	✓	✓	✓	✓
3	1002	Alfian	M	✓	✓	✓	✓	✓	✓
4	1003	Aslia Alwi	F	✓	✓	✓	✓	✓	✓
5	1004	Aswar Abdillah	M	✓	✓	✓	✓	✓	✓
6	1006	Baharia	F	✓	✓	✓	✓	✓	✓
7	1007	Fadel Hasyim	M	✓	✓	✓	i	✓	✓
8	1008	Fitriani Aziz	F	✓	✓	✓	✓	✓	✓
9	1012	M. Zaid	M	✓	✓	✓	✓	✓	✓
10	1013	Mardawati	F	✓	✓	✓	✓	✓	✓
11	1014	Muh. Daim Ramadhan	M	✓	✓	✓	✓	✓	✓
12	1015	Muh. Nur Alif S.I	M	✓	✓	✓	✓	✓	✓
13	1016	Muliadi	M	✓	✓	✓	✓	✓	✓
14	1017	Multasam	M	✓	✓	✓	✓	✓	✓
15	1018	Nia	F	✓	✓	✓	✓	✓	✓
16	1019	Nur Atika	F	✓	✓	S	✓	✓	✓
17	1020	Nur Ihsan	M	✓	✓	✓	✓	✓	✓
18	1024	Sahabuddin	M	✓	✓	✓	✓	✓	✓
19	1025	Sumriana	F	✓	✓	✓	✓	✓	✓
20	1027	Ahmad Syauqi	M	✓	✓	✓	✓	S	✓

APPENDIX B
ATTENDANCE LIST

CONTROL CLASS (X₂) MA NUHIYAH PAMBUSUANG

NO	Reg. Number	Students' Names	M / F	Meeting					
				1	2	3	4	5	6
1	0999	Abdul Majid	M	✓	✓	✓	✓	✓	✓
2	1006	Budiman	M	✓	✓	✓	✓	S	✓
3	1029	Anwar Wahab	M	✓	i	✓	✓	✓	✓
4	1030	Badria	F	✓	✓	✓	✓	✓	✓
5	1031	Busra	F	✓	✓	✓	✓	✓	✓
6	1033	Hijrana	F	✓	✓	✓	✓	✓	✓
7	1034	Khairunnisa	F	✓	✓	✓	✓	✓	✓
8	1035	M. Arif	M	✓	✓	✓	✓	✓	✓
9	1037	Mahmud Hasan	M	✓	✓	✓	a	✓	✓
10	1038	Mardin	M	✓	✓	✓	✓	✓	✓
11	1040	Masriani	F	✓	✓	✓	✓	✓	✓
12	1042	Muslihati	F	✓	✓	✓	✓	✓	✓
13	1044	Nur Hamdi	M	✓	✓	✓	✓	✓	✓
14	1045	Nurdin	M	✓	✓	✓	✓	✓	✓
15	1048	Riskiani	F	✓	✓	✓	✓	✓	✓
16	1049	Sukmawati	F	✓	✓	S	✓	✓	✓
17	1050	Syahrullah	M	✓	✓	✓	✓	✓	✓
18	1051	Takbir	M	✓	✓	✓	✓	✓	✓
19	1053	Putri Kirani	F	✓	✓	✓	✓	✓	✓
20	1061	Ibnu Mubarak	M	✓	✓	✓	✓	✓	✓



UNIVERSITAS ISLAM NEGERI
ALAUDDIN
M A K A S S A R

APPENDIX C

Score of Students' Pre-test dan Post-Test in Experimental Class XI₁

Respondent	Pre-test	Post-test	X_1^2	X_2^2
R1	70	100	4900	10000
R2	60	90	3600	8100
R3	60	80	3600	6400
R4	60	70	3600	4900
R5	40	60	1600	3600
R6	40	60	1600	3600
R7	50	90	2500	8100
R8	70	100	4900	10000
R9	50	80	2500	6400
R10	50	70	2500	4900
R11	70	80	4900	6400
R12	60	90	3600	8100
R13	60	100	3600	10000
R14	60	80	3600	6400
R15	70	100	4900	10000
R16	70	90	4900	8100
R17	60	80	3600	6400
R18	60	100	3600	10000
R19	50	80	2500	6400
R20	50	70	2500	4900
Total Score	1160	1670	69000	142700

APPENDIX D

Score of Students' Pre-test dan Post-Test in Controlled XI₂

Respondent	Pre-test	Post-test	X_1^2	X_2^2
R1	50	70	2500	4900
R2	40	60	1600	3600
R3	40	70	1600	4900
R4	60	70	3600	6400
R5	60	80	3600	6400
R6	70	80	4900	6400
R7	60	70	3600	4900
R8	70	80	4900	6400
R9	50	70	2500	4900
R10	30	50	900	2500
R11	40	60	1600	3600
R12	60	80	3600	6400
R13	50	70	2500	4900
R14	50	70	2500	4900
R15	60	80	3600	6400
R16	50	70	2500	4900
R17	60	80	3600	6400
R18	50	70	2500	4900
R19	70	80	4900	4600
R20	60	70	3600	4900
Total score	1080	1430	60600	103500

UNIVERSITAS ISLAM NEGERI
ALAUDDIN
 M A K A S S A R

APPENDIX E

The mean score of experimental and controlled class

A. Experimental class

1. Pre-test

$$\bar{x} = \frac{\sum x}{n}$$

$$\bar{x} = \frac{1160}{20}$$

$$\bar{x} = 58$$

2. Post-test

$$\bar{x} = \frac{\sum x}{n}$$

$$\bar{x} = \frac{1670}{20}$$

$$\bar{x} = 83,5$$

B. Controlled class

3. Pre-test

$$\bar{x} = \frac{\sum x}{n}$$

$$\bar{x} = \frac{1080}{20}$$

$$\bar{x} = 54$$

4. Post-test

$$\bar{x} = \frac{\sum x}{n}$$

$$\bar{x} = \frac{1430}{20}$$

$$\bar{x} = 71.5$$

APPENDIX F

Standard deviation of Experimental and Controlled class

A. Experiment Class

1. Pre-Test

$$SD = \sqrt{\frac{SS_1}{n-1}}$$

Where,

$$SS_1 = \sum X_1^2 - \frac{(\sum X_1)^2}{n}$$

$$SS_1 = 69000 - \frac{(1160)^2}{20}$$

$$SS_1 = 69000 - \frac{1345600}{20}$$

$$SS_1 = 69000 - 67280$$

$$SS_1 = 1720$$

$$SD = \sqrt{\frac{SS_1}{n-1}}$$

$$SD = \sqrt{\frac{1720}{20-1}}$$

$$SD = \sqrt{\frac{1720}{19}}$$

$$SD = \sqrt{90.52}$$

$$SD = 9.5$$

2. Post-Test

$$SD = \sqrt{\frac{SS_1}{n-1}}$$

Where,

$$SS_1 = \sum X_1^2 - \frac{(\sum X_1)^2}{n}$$

$$SS_1 = 142700 - \frac{(1670)^2}{20}$$

$$SS_1 = 142700 - \frac{2788900}{20}$$

$$SS_1 = 142700 - 139445$$

$$SS_1 = 3255$$

$$SD = \sqrt{\frac{SS_1}{n-1}}$$

$$SD = \sqrt{\frac{3255}{20-1}}$$

$$SD = \sqrt{\frac{3255}{19}}$$

$$SD = \sqrt{171.31}$$

$$SD = 13.08$$

B. Controlled Class

1. Pre-Test

2. Post-Test

$$SD = \sqrt{\frac{SS_2}{n-1}}$$

$$SD = \sqrt{\frac{SS_2}{n-1}}$$

$$\text{Where, } SS_2 = \sum X_2^2 - \frac{(\sum X_2)^2}{n}$$

$$\text{Where, } SS_2 = \sum X_2^2 - \frac{(\sum X_2)^2}{n}$$

$$SS_2 = 60600 - \frac{(1080)^2}{20}$$

$$SS_2 = 103500 - \frac{(1430)^2}{20}$$

$$SS_2 = 60600 - \frac{1166400}{20}$$

$$SS_2 = 103500 - \frac{2044900}{20}$$

$$SS_2 = 60600 - 58320$$

$$SS_2 = 103500 - 102245$$

$$SS_2 = 2280$$

$$SS_2 = 1255$$

$$SD = \sqrt{\frac{SS_2}{n-1}}$$

$$SD = \sqrt{\frac{SS_2}{n-1}}$$

$$SD = \sqrt{\frac{2280}{20-1}}$$

$$SD = \sqrt{\frac{1255}{20-1}}$$

$$SD = \sqrt{\frac{2280}{19}}$$

$$SD = \sqrt{\frac{1255}{19}}$$

$$SD = \sqrt{120}$$

$$SD = \sqrt{66.05}$$

$$SD = 10.95$$

$$SD = 8.12$$

APPENDIX G

The Significance Different

$$\bar{X}_1 = 83.5 \quad SS_1 = 3255$$

$$\bar{X}_2 = 71.5 \quad SS_2 = 1255$$

1. t-Test

$$t = \frac{\bar{X}_1 - \bar{X}_2}{\sqrt{\left(\frac{SS_1 + SS_2}{n_1 + n_2 - 2}\right)\left(\frac{1}{n_1} + \frac{1}{n_2}\right)}}$$

$$t = \frac{83.5 - 71.5}{\sqrt{\left(\frac{3255 + 1255}{20 + 20 - 2}\right)\left(\frac{1}{20} + \frac{1}{20}\right)}}$$

$$t = \frac{12}{\sqrt{\left(\frac{4510}{38}\right)(0.1)}}$$

$$t = \frac{12}{\sqrt{(118.6)(0.1)}}$$

$$t = \frac{12}{\sqrt{11.86}}$$

$$t = \frac{12}{3.44}$$

$$t_{\text{Hitung}} = 3.46$$

2. t-Table

For level of significance (D) = 0.05

Degree of freedom (df) = (N₁ + N₂) - 2 = (20 + 20) - 2 = 38

t - Table = 2.042

APPENDIX H

The Distribution of T-Table

<i>Df</i>	<i>P</i>			
	0.10	0.05	0.01	0.001
1	6,314	12,706	63,657	636,619
2	2,920	4,303	9,925	31,599
3	2,353	3,182	5,841	12,924
4	2,132	2,776	4,604	8,610
5	2,015	2,571	4,032	6,869
6	1,943	2,447	3,707	5,959
7	1,895	2,365	3,499	5,408
8	1,860	2,306	3,355	5,041
9	1,833	2,262	3,250	4,781
10	1,812	2,228	3,169	4,587
11	1,796	2,201	3,106	4,437
12	1,782	2,179	3,055	4,318
13	1,771	2,160	3,012	4,221
14	1,761	2,145	2,977	4,140
15	1,753	2,131	2,947	4,073
16	1,746	2,120	2,921	4,015
17	1,740	2,110	2,898	3,965
18	1,734	2,101	2,878	3,922
19	1,729	2,093	2,861	3,883
20	1,725	2,086	2,845	3,850
21	1,721	2,080	2,831	3,819
22	1,717	2,074	2,819	3,792
23	1,714	2,069	2,807	3,768
24	1,711	2,064	2,797	3,745
25	1,708	2,060	2,787	3,725
26	1,706	2,056	2,779	3,707
27	1,703	2,052	2,771	3,690
28	1,701	2,048	2,763	3,674
29	1,699	2,045	2,756	3,659
30	1,697	2,042	2,750	3,646
40	1,684	2,021	2,704	3,551
50	1,676	2,009	2,678	3,496
60	1,671	2,000	2,660	3,460
80	1,664	1,990	2,639	3,416

APPENDIX I

LESSON PLAN OF MATERIAL

Name of school	: MA Nuhayah Pambusuang
Subject / Topic	: English / Modals Auxiliary verbs
Skill	: Grammar
Group	: Experimental class
Theme	: First treatment
Duration	: 2 x 40 minutes

A. General instructional object :

The students will be able to understand about English Grammar related to modals auxiliary verbs material which has been learnt by using English song.

B. Specifik instructional object :

From this activity, the students are expected to be able to:

1. Know the definition of Modals auxiliary verbs
2. Know the examples of Modals auxiliary verbs
3. Know the function of Modals auxiliary verbs
4. Know time differences with Modals auxiliary verbs
5. Know how do use modals auxiliary verbs
6. Know the form of modals auxiliary verbs

C. Teaching material : *The definition of modals auxiliary verbs and examples of modals auxiliary verbs.*

The definition of a modal auxiliary is a verb that is used with another verb to express a mood or tense.

The examples of modals auxiliary verb, these are :

- | | |
|---------|---------|
| • can | • will |
| • may | • could |
| • shall | • might |

- should
- would

D. Teaching procedures :

1. Introduction / Opening

- a. The researcher opens the meeting by the greeting.
- b. The researcher asks the students to pray before starting the lessons.
- c. The researcher checks the students' attendance list.
- d. The researcher describes briefly the range of material in the research.
- e. The researcher describes the target and learning contracts to students.

2. Presentation / activity

- a. The researcher explains about English song method.
- b. The researcher introduces the material to the students, the material was Modals auxiliary verbs.
- c. The researcher explains the definition of Modals auxiliary verbs.
- d. The researcher explains the examples of Modals auxiliary verbs.
- e. The researcher gives a paper to each students about the lyric of song "Wherever You Will go".
- f. The researcher plays the song and asks to the students to listen the song and attention to the lyric of song.
- g. The students remark modals auxiliary verbs that included in the lyric of song.

3. Closing

- a. Reseracher inquire about students' difficulties in understanding the material.
- b. The reseracher giving students the opportunity to ask.
- c. The reseracher gives the conclusion of the learning materials.
- d. The reseracher asks to students to search about English song that contained modals auxiliary verbs and bring it in the next meeting.

e. The reseracher close the lecture with regards.

E. Intructional Resource

The material come from : Top Grammar : A guide to Write English written by Suherman, the book of ABC Plus English Grammar, and internet.

F. Evaluation

1. Procedure : The researcher did evaluation based on the students' activity in classroom.
2. Evaluation instrument : Giving pre-test and post-test.

Appendix

(This is a lyric of song in the first treatment)

Wherever You Will Go

by : The Calling

So lately, been wondering
Who will be there to take my place
When I'm gone you'll need love
To light the shadows on your face

If a great wave shall fall
And fall upon us all
Then between the sand and stone
Could you make it on your own?

If I could, then I would
I'll go wherever you will go
Way up high or down low
I'll go wherever you will go

And maybe I'll find out
 A way to make it back someday
 To watch you, to guide you
 Through the darkest of your days

If a great wave shall fall
 And fall upon us all
 Well, then I hope there's someone out there
 Who can bring me back to you

If I could, then I would
 I'll go wherever you will go
 Way up high or down low
 I'll go wherever you will go

Run away with my heart
 Run away with my hope
 Run away with my love

I know now, just quite how
 My life and love might still go on
 In your heart, in your mind
 I'll stay with you for all of time

If I could, then I would
 I'll go wherever you will go
 Way up high or down low
 I'll go wherever you will go

If I could turn back time
 I'll go wherever you will go
 If I could make you mine
 I'll go wherever you will go
 I'll go wherever you will go

Name of school : MA Nuhayah Pambusuang
Subject / Topic : English / Modals Auxiliary verbs
Skill : Grammar
Group : Experimental class
Theme : Second treatment
Duration : 2 x 40 minutes

A. General instructional object :

The students will be able to understand about English Grammar related to modals auxiliary verbs material which has been learnt by using English song.

B. Specifik instructional object :

From this activity, the students are expected to be able to:

1. Know the definition of Modals auxiliary verbs
2. Know the kinds of Modals auxiliary verbs
3. Know the function of Modals auxiliary verbs
4. Know time differences with Modals auxiliary verbs
5. Know how do use modals auxiliary verbs
6. Know the form of modals auxiliary verbs

C. Teaching material : *The function of modals auxiliary verbs.*

The functions of modals auxiliary verbs as follows :

- | | |
|---------------|-------------------------------|
| • Ability | • Duty (escapable obligation) |
| • Permission | • Obligation (inescapable) |
| • Prohibition | • Request; Offer |
| • Prediction | • Possibility |

D. Teaching procedures :

1. Introduction / Opening

- a. The researcher opens the meeting by the greeting.
- b. The researcher asks the students to pray before starting the lessons.
- c. The researcher checks the students' attendance list.
- d. The researcher describes briefly the range of material in the research.
- e. The researcher describes the target and learning contracts to students.

2. Presentation / activity

- a. The researcher asks the students about the material in the past.
- b. The researcher asks the students to show their song that students' found.
- c. The researcher mentions about the function of Modals auxiliary verbs.
- d. The researcher explains about the function of Modals auxiliary verbs..
- e. The students try to understand about modals auxiliary with song that students brought.

3. Closing

- a. Teachers inquire about students' difficulties in understanding the material
- b. The teacher giving students the opportunity to ask
- c. The teacher gives the conclusion of the learning materials
- d. teacher close the lecture with regards

E. Instructional Resource

The material come from : Top Grammar : A guide to Write English written by Suherman, the book of ABC Plus English Grammar, and internet.

F. Evaluation

1. Procedure : The researcher did evaluation based on the students' activity in classroom.
2. Evaluation instrument : Giving pre-test and post-test

LESSON PLAN OF MATERIAL

Name of school	: MA Nuhayah Pambusuang
Subject / Topic	: English / Modals Auxiliary verbs
Skill	: Grammar
Group	: Experimental class
Theme	: Third treatment
Duration	: 2 x 40 minutes

A. General instructional object :

The students will be able to understand about English Grammar related to modals auxiliary verbs material which has been learnt by using English song.

B. Specifik instructional object :

From this activity, the students are expected to be able to:

1. Know the definition of Modals auxiliary verbs
2. Know the kinds of Modals auxiliary verbs
3. Know the function of Modals auxiliary verbs
4. Know time differences with Modals auxiliary verbs
5. Know how do use modals auxiliary verbs
6. Know the form of modals auxiliary verbs

C. Teaching material : *Time differences with modals auxiliary verbs.*

1. Modals referring to present and future time:

- a. can
- b. may
- c. shall
- d. will

2. Modals that **can** refer to past time:

- e. could
- f. might
- g. should
- h. would

* Note that each present/ future modal has a corresponding past modal

D. Teaching procedures :

1. Introduction / Opening

- a. The researcher opens the meeting by the greeting.
- b. The researcher asks the students to pray before starting the lessons.
- c. The researcher checks the students' attendance list.
- d. The researcher describes briefly the range of material in the research.
- e. The researcher describes the target and learning contracts to students.

2. Presentation / activity

- a. The researcher explains about time differences of modal auxiliary verbs.
- b. The researcher asks to students to make a sentence about modals correctly.
- c. The researcher gives a paper to each students about the lyric of song "Still loving You".
- d. The researcher plays the song and asks to the students to listen the song and attention to the lyric of song.
- e. The students remark Modals auxiliary verb.
- f. The researcher asks to students to explain the used of Modals auxiliary verbs in the lyrics.

3. Closing

- a. Teachers inquire about students' difficulties in understanding the material
- b. The teacher giving students the opportunity to ask
- c. The teacher gives the conclusion of the learning materials

d. teacher close the lecture with regards

E. Instructional Resource

The material come from : Top Grammar : A guide to Write English written by Suherman, the book of ABC Plus English Grammar, and internet.

F. Evaluation

1. Procedure : The researcher did evaluation based on the students' activity in classroom.
2. Evaluation instrument : Giving pre-test and post-test

Appendix

(This is a lyric of song in the third treatment)

Still Loving You

by Scorpion

Time, it needs time

To win back your love again

I will be there, I will be there

Love, only love

Can bring back your love someday

I will be there, I will be there

Fight, babe, I'll fight

To win back your love again

I will be there, I will be there

Love, only love

Can break down the wall someday

I will be there, I will be there

If we'd go again
All the way from the star
I would try to change
The things that killed our love
your pride has built a wall so strong
That I can't get through
Is there really no chance
To start once again
I'm loving you
Try, baby, try
To trust in my love again
I will be there, I will be there

Love, our love
Just shouldn't be thrown away
I will be there, I will be there

If we'd go again
All the way from the star
I would try to change
The things that killed our love
your pride has built a wall so strong
That I can't get through
Is there really no chance
To start once again
I'm loving you

If we'd go again
All the way from the start
I would try to change

The things that killed our love
Yes, I've hurt your pride, and I know

What you've been through
You should give me a chance

This can't be the end

I'm still loving you

I'm still loving you

I'm still loving you. I need your love

I'm still loving you



LESSON PLAN OF MATERIAL

Name of school : MA Nuhiyah Pambusuang

Subject / Topic	: English / Modals Auxiliary verbs
Skill	: Grammar
Group	: Experimental class
Theme	: Fourt treatment
Duration	: 2 x 40 minutes

A. General instructional object :

The students will be able to understand about English Grammar related to modals auxiliary verbs material which has been learnt by using English song.

B. Specifik instructional object :

From this activity, the students are expected to be able to:

1. Know the definition of Modals auxiliary verbs
2. Know the kinds of Modals auxiliary verbs
3. Know the function of Modals auxiliary verbs
4. Know time differences with Modals auxiliary verbs
5. Know how do use modals auxiliary verbs
6. Know the form of modals auxiliary verbs

C. Teaching material : *How do use modals and form of modals auxiliary verbs.*

- They do not accept conjugation
- They do not need other auxiliary verbs
- There is no “s” in singular
- There is no “do / does” in the question
- There is no “don’t / doesn’t” in the negative
- Modal verbs do not have infinitives or –ing forms
- Modal verbs are followed by an infinitive without to
- Modal verbs do not have all the tenses

D. Teaching procedures :

1. Introduction / Opening

- a. The researcher opens the meeting by the greeting.
- b. The researcher asks the students to pray before starting the lessons.
- c. The researcher checks the students' attendance list.
- d. The researcher describes briefly the range of material in the research.
- e. The researcher describes the target and learning contracts to students.

2. Presentation / activity

- a. The researcher explains about the forms of Modals auxiliary verbs.
- b. The researcher explains all the materials about Modals auxiliary verbs.
- c. The researcher gives a paper to each students about the lyric of song "Still the One".
- h. The reseracher plays the song and asks to the students to listen the song and attention to the lyric of song.
- d. The researcher asks to students to write modals auxiliary in the lyric of song then change in other tenses (time).
- e. The researcher explains the kinds of Modals auxiliary verbs.

3. Closing

- a. Teachers inquire about students' difficulties in understanding the material
- b. The teacher giving students the opportunity to ask
- c. The teacher gives the conclusion of the learning materials
- d. Teacher close the lecture with regards

E. Intructional Resource

The material come from : Top Grammar : A guide to Write English written by Suherman, the book of ABC Plus English Grammar, and internet.

F. Evaluation

1. Procedure : The researcher did evaluation based on the students' activity in classroom.
2. Evaluation instrument : Giving pre-test and post-test

Appendix

(This is a lyric of song in the first treatment)

Still the one

by One Direction

Hello, hello, I know it's been a while
 But baby, I got something that I really wanna let you know, yeah
 Something that I wanna let you know, oh, oh, oh

 You say, you say to everybody that you hate me
 Couldn't blame you 'cause I know I left you all alone, yeah
 I know that I left you all alone

Yeah, now I'm back at your door

You're looking at me unsure

I should've seen it before

You're all I think about, baby

I was so stupid for letting you go

But I-I-I know you're still the one

You might have moved on

But girl, you should know

That I-I-I know you're still the one

I know it's saying too much
 But I will never give up
 I was so stupid for letting you go
 But I-I-I know you're still the one
 I-I-I know you're still the one

Hello, hello, I'm really hoping you'll forgive me
 I keep talking, begging, tell me what I wanna hear, yeah
 Girl, just tell me what I wanna hear

I tried, I'll try to start again and find somebody
 But I remember all the times and all the words we said, yeah
 I can't get it out of my head, yeah

Yeah, now I'm back at your door
 You're looking at me unsure
 I should've seen it before
 You're all I think about, baby

I was so stupid for letting you go
 But I-I-I know you're still the one

You might have moved on
 But girl, you should know

That I-I-I know you're still the one
 I know it's saying too much

But I will never give up
 I was so stupid for letting you go
 But I-I-I know you're still the one
 I-I-I know you're still the one
 Hey you, you're still the one
 Hey you, you're still the one

Hey you, you're still the one

Hey you-

You're still the one

I know it's saying too much (Yeah)

But I will never give up (C'mon)

I was so stupid for letting you go

But I-I-I know you're still the one

I-I-I know you're still the one



APPENDIX J

LESSON PLAN OF MATERIAL

Name of school	: MA Nuhayah Pambusuang
Subject / Topic	: English / Modals Auxiliary verbs
Skill	: Grammar
Group	: Controlled class
Theme	: First treatment
Duration	: 2 x 40 minutes

A. General instructional object :

The students will be able to understand about English Grammar related to modals auxiliary verbs material which has been learnt by using English song.

B. Specifik instructional object :

From this activity, the students are expected to be able to:

1. Know the definition of Modals auxiliary verbs
2. Know the examples of Modals auxiliary verbs
3. Know the function of Modals auxiliary verbs
4. Know time differences with Modals auxiliary verbs
5. Know how do use modals auxiliary verbs
6. Know the form of modals auxiliary verbs

C. Teaching material : *The definition of modals auxiliary verbs and examples of modals auxiliary verbs.*

The definition of a modal auxiliary is a verb that is used with another verb to express a mood or tense.

The examples of modals auxiliary verb, these are :

- | | |
|---------|---------|
| • can | • will |
| • may | • could |
| • shall | • might |

- should
- would

D. Teaching procedures :

1. Introduction / Opening

- a. The researcher opens the meeting by the greeting.
- b. The researcher asks the students to pray before starting the lessons.
- c. The researcher checks the students' attendance list.
- d. The researcher describes briefly the range of material in the research.
- e. The researcher describes the target and learning contracts to students.

2. Presentation / activity

- a. The researcher explains about technique that used in this research.
- b. The researcher introduces the material to the students, the material was Modals auxiliary verbs.
- c. The researcher explains the definition of Modals auxiliary verbs.
- d. The researcher explains the kinds of Modals auxiliary verbs.
- e. The researcher ask to the students to explain about material.
- f. The researcher ask the students to look for reading that contain modals auxiliary verbs.

3. Closing

- a. Reseracher inquire about students' difficulties in understanding the material.
- b. The reseracher giving students the opportunity to ask.
- c. The reseracher gives the conclusion of the learning materials.
- d. The reseracher asks to students to search about English song that contained modals auxiliary verbs and bring it in the next meeting.
- e. The reseracher close the lecture with regards.

E. Intructional Resource

The material come from : Top Grammar : A guide to Write English written by Suherman, the book of ABC Plus English Grammar, and internet.

F. Evaluation

1. Procedure : The researcher did evaluation based on the students' activity in classroom.
2. Evaluation instrument : Giving pre-test and post-test.



LESSON PLAN OF MATERIAL

Name of school : MA Nuhayah Pambusuang
Subject / Topic : English / Modals Auxiliary verbs
Skill : Grammar
Group : Controlled class
Theme : Second treatment
Duration : 2 x 40 minutes

A. General instructional object :

The students will be able to understand about English Grammar related to modals auxiliary verbs material which has been learnt by using English song.

B. Specifik instructional object :

From this activity, the students are expected to be able to:

1. Know the definition of Modals auxiliary verbs
2. Know the kinds of Modals auxiliary verbs
3. Know the function of Modals auxiliary verbs
4. Know time differences with Modals auxiliary verbs
5. Know how do use modals auxiliary verbs
6. Know the form of modals auxiliary verbs

C. Teaching material : *The function of modals auxiliary verbs.*

The functions of modals auxiliary verbs as follows :

- | | |
|---------------|-------------------------------|
| • Ability | • Duty (escapable obligation) |
| • Permission | • Obligation (inescapable) |
| • Prohibition | • Request; Offer |
| • Prediction | • Possibility |

D. Teaching procedures :

1. Introduction / Opening

- a. The researcher opens the meeting by the greeting.
- b. The researcher asks the students to pray before starting the lessons.
- c. The researcher checks the students' attendance list.
- d. The researcher describes briefly the range of material in the research.
- e. The researcher describes the target and learning contracts to students.

2. Presentation / activity

- a. The researcher asks the students about the material in the past.
- b. The researcher mention about the function of modal auxiliary verbs.
- c. The researcher explains about the function of Modals auxiliary verbs.
- d. The researcher ask the student about material.
- e. The students try to understand about function of modals auxiliary verbs.

3. Closing

- a. Teachers inquire about students' difficulties in understanding the material
- b. The teacher giving students the opportunity to ask
- c. The teacher gives the conclusion of the learning materials
- d. teacher close the lecture with regards

E. Intructional Resource

The material come from : Top Grammar : A guide to Write English written by Suherman, the book of ABC Plus English Grammar, and internet.

F. Evaluation

1. Procedure : The researcher did evaluation based on the students' activity in classroom.
2. Evaluation instrument : Giving pre-test and post-test

LESSON PLAN OF MATERIAL

Name of school	: MA Nuhayah Pambusuang
Subject / Topic	: English / Modals Auxiliary verbs
Skill	: Grammar
Group	: Controlled class
Theme	: Third treatment
Duration	: 2 x 40 minutes

A. General instructional object :

The students will be able to understand about English Grammar related to modals auxiliary verbs material which has been learnt by using English song.

B. Specific instructional object :

From this activity, the students are expected to be able to:

1. Know the definition of Modals auxiliary verbs
2. Know the kinds of Modals auxiliary verbs
3. Know the function of Modals auxiliary verbs
4. Know time differences with Modals auxiliary verbs
5. Know how to use modals auxiliary verbs
6. Know the form of modals auxiliary verbs

C. Teaching material : *Time differences with modals auxiliary verbs.*

1. Modals referring to present and future time:
 - a. can
 - b. may
 - c. shall
 - d. will

2. Modals that can refer to past time:

- e. could
- f. might
- g. should
- h. would

* Note that each present/ future modal has a corresponding past modal

D. Teaching procedures :

1. Introduction / Opening

- a. The researcher opens the meeting by the greeting.
- b. The researcher asks the students to pray before starting the lessons.
- c. The researcher checks the students' attendance list.
- d. The researcher describes briefly the range of material in the research.
- e. The researcher describes the target and learning contracts to students.

2. Presentation / activity

- a. The reseacher explains about time differences of modals.
- b. The researcher give example about the tense of modals auxiliary verbs.
- c. The researcher asks to students to make a sentence about modals based on time differences correctly.
- d. The reseracher give sentences to the students than students change sentence in another tense.
- e. The researcher check the task of students.

3. Closing


- a. Teachers inquire about students' difficulties in understanding the material
- b. The teacher giving students the opportunity to ask
- c. The teacher gives the conclusion of the learning materials
- d. teacher close the lecture with regards

E. Intructional Resource

The material come from : Top Grammar : A guide to Write English written by Suherman, the book of ABC Plus English Grammar, and internet.

F. Evaluation

1. Procedure : The researcher did evaluation based on the students' activity in classroom.
2. Evaluation instrument : Giving pre-test and post-test



LESSON PLAN OF MATERIAL

Name of school	: MA Nuhayah Pambusuang
Subject / Topic	: English / Modals Auxiliary verbs
Skill	: Grammar
Group	: Controlled class
Theme	: Fourt treatment
Duration	: 2 x 40 minutes

A. General instructional object :

The students will be able to understand about English Grammar related to modals auxiliary verbs material which has been learnt by using English song.

B. Specifik instructional object :

From this activity, the students are expected to be able to:

1. Know the definition of Modals auxiliary verbs
2. Know the kinds of Modals auxiliary verbs
3. Know the function of Modals auxiliary verbs
4. Know time differences with Modals auxiliary verbs
5. Know how do use modals auxiliary verbs
6. Know the form of modals auxiliary verbs

C. Teaching material : *How do use modals and form of modals auxiliary verbs.*

- They do not accept conjugation
- They do not need other auxiliary verbs
- There is no “s” in singular
- There is no “do / does” in the question
- There is no “don’t / doesn’t” in the negative
- Modal verbs do not have infinitives or –ing forms

- Modal verbs are followed by an infinitive without to
- Modal verbs do not have all the tenses

D. Teaching procedures :

1. Introduction / Opening

- The researcher opens the meeting by the greeting.
- The researcher asks the students to pray before starting the lessons.
- The researcher checks the students' attendance list.
- The researcher describes briefly the range of material in the research.
- The researcher describes the target and learning contracts to students.

2. Presentation / activity

- The researcher explains about how do use Modals auxiliary verbs.
- The researcher explains about the forms of Modals auxiliary verbs.
- The teacher give examples and ask to students to make sentence about modals auxiliary verbs.
- The students write the sentence in whiteboard than discuss about it.
- The researcher explains all the materials about Modals auxiliary verbs.

3. Closing

- Teachers inquire about students' difficulties in understanding the material
- The teacher giving students the opportunity to ask
- The teacher gives the conclusion of the learning materials
- Teacher close the lecture with regards

E. Intructional Resource

The material come from : Top Grammar : A guide to Write English written by Suherman, the book of ABC Plus English Grammar, and internet.

F. Evaluation

1. Procedure : The researcher did evaluation based on the students' activity in classroom.
2. Evaluation instrument : Giving pre-test and post-test



APPENDIX K

Pre-Test

Name :

Class :

Listen and Attention the lyric of Song Below !!!

"Your Guardian Angel"

When I see your smile

Tears run down my face I can't ¹.....

And now that I'm strong I have figured out

How this world turns cold and it breaks through my soul

And I know I'll ²..... deep inside me I can ³..... the one

I ⁴..... never let you fall (let you fall)

I'll ⁵..... up with you forever

⁶..... be there for you through it all (through it all)

Even if saving you sends me to heaven

It's okay. It's okay. It's okay.

Seasons are changing

And waves are crashing

And stars are falling all for us

Days grow longer and nights grow shorter

I ⁷..... show you I'll ⁸..... the one

I will never let you fall (let you fall)

I'll stand up with you forever

I'll be there for you through it all (through it all)

Even if saving you sends me to heaven

'Cause you're my, you're my, my, my true love, my whole heart

Please don't throw that away

'Cause I'm here for you

Please don't walk away and

Please tell me you'll ⁹, whoa, stay, whoa

Use me as you ¹⁰

Pull my strings just for a thrill

And I know I'll be okay

Though my skies are turning gray

Choose the correct answers below according to the song !!!

- | | | | |
|----------------|---------------|-------------|--------------|
| 1. a. replaces | b. replace | c. replaced | d. replacing |
| 2. a. found | b. be finding | c. find | d. finding |
| 3. a. been | b. this | c. the | d. be |
| 4. a. would | b. would be | c. will | d. will be |
| 5. a. stands | b. standing | c. stand | d. standed |
| 6. a. I'll | b. I'd | c. I'm | d. I've |
| 7. a. could | b. can't | c. can be | d. can |
| 8. a. be | b. not be | c. been | d. being |
| 9. a. stays | b. staying | c. stayed | d. stay |
| 10. a. will | b. well | c. would | d. want |

APPENDIX L

Post-Test

Name :

Class :

Listen and Attention the lyric of Song Below !!!

Fix You

When you try your best, but you don't succeed
When you get what you want, but not what you need
When you feel so tired, but you can't ¹

Stuck in reverse

And the tears come streaming down your face
When you lose something you can't ²
When you love someone, but it goes to waste
Could it ³ worse?

Lights will ⁴ you home
And ignite your bones
I will ⁵ to fix you

High up above or down below
When you're too in love to let it go
But if you never try you'll never ⁶
Just what you're worth

Lights will guide you home
And ignite your bones
I ⁷ try to fix you

Tears stream down your face
When you lose something you ⁸ replace
Tears stream down your face and I
Tears stream down your face
I promise you I will ⁹ from my mistakes
Tears stream down your face and I

Lights ¹⁰ guide you home
And ignite your bones
And I will try to fix you

Choose the correct answers according to the song above!!!

- | | | | |
|----------------|---------------|--------------|-------------|
| 1. a. be sleep | b. sleep | c. is sleep | d. slept |
| 2. a. replace | b. be replace | c. replacing | d. replaced |
| 3. a. been | b. this | c. the | d. be |
| 4. a. guided | b. be guide | c. guide | d. guide is |
| 5. a. tries | b. trying | c. try | d. tried |
| 6. a. know | b. to know | c. knowing | d. known |
| 7. a. will be | b. would be | c. will | d. would |
| 8. a. can | b. cannot | c. can be | d. can to |
| 9. a. learnt | b. learned | c. learning | d. learn |
| 10. a. is will | b. will | c. it's will | d. will be |

APPENDIX M

Questionnaire

Nama :

Class :

Petunjuk pengisian :

1. Pilih salah satu jawaban yang benar-benar dengan keadaan anda, dengan memberi tanda (✓) pada alternative jawaban SS, S, N, TS dan STS yang tersedia.

Ket:

SS : Sangat Setuju

S : Setuju

N : Netral

TS : Tidak Setuju

STS : Sangat Tidak Setuju

2. Anda tidak perlu ragu-ragu dalam memberi jawaban yang sesuai dengan keadaan yang sebenarnya, karena rahasia anda kami jamin.
3. Atas partisipasi anda, kami ucapkan terimakasih.

NO	Indikator	SS	S	N	TS	STS
1	Belajar dengan menggunakan English song sangat cocok digunakan dalam kelas.					
2	Menggunakan English song membuat saya lebih tertarik untuk belajar bahasa Inggris di kelas.					
3	Setelah belajar dengan menggunakan English song saya lebih mudah memahami pelajaran.					
4	English song sangat berpengaruh dalam mengembangkan skill siswa.					
5	Saya setuju jika teknik ini diaplikasikan dalam kelas.					
6	Pembelajaran Grammar sebelumnya mudah dipahami.					
7	Belajar Grammar sangat menyenangkan.					
8	Cara guru mengajar Grammar sebelum mengenal English song sudah bagus.					
9	Saya tidak setuju jika pembelajaran grammar dilakukan dengan menggunakan tehnik English song.					
10	Pembelajaran Grammar dengan menggunakan lagu membuat siswa tidak konsentrasi.					

APPENDIX N

DOCUMENTATION

EXPERIMENT CLASS XI₁ MA NUHIYAH PAMBUSUANG





CONTROL CLASS XI₂ MA NUHIYAH PAMBUSUANG





CURRICULUM VITAE



The researcher, Haerunnisa, was born on November 19th, 1995 in Pambusuang Kec. Balanipa Kab. Polewali Mandar, West of Sulawesi. She has three brothers and five sisters. She is the last child of Radi and Harmi.

In 2001, she started her education in SDN Inp. 006 Pambusuang Kec. Balanipa Kab. Polewali Mandar and graduated in 2007. She continued her study in SMP Negeri 2 Tinambung Kec. Balanipa Kab. Polewali Mandar and graduated in 2010. Then she continued her study in MA Nuhiyah Pambusuang Kec. Balanipa Kab. Polewali Mandar and graduated in 2013. In following years, she continued her study at State Islamic University (UIN) Alauddin Makassar.

UNIVERSITAS ISLAM NEGERI
ALAUDDIN
M A K A S S A R