

**USING MISTAKE BUSTER TECHNIQUE TO IMPROVE
ENGLISH ABILITY IN PAST TENSE AT THE SECOND GRADE
STUDENTS OF SMP GUPPI SAMATA GOWA REGENCY**



A Thesis

**Submitted in Partial Fulfillment of the Requirements for the Degree of
Sarjana Pendidikan in English Education Department of
Tarbiyah and Teaching Science Faculty of
UIN Alauddin Makassar**

By:

ANDI ISWATUN HASANAH

Reg. Number: 20400112142

**ENGLISH EDUCATION DEPARTMENT
TARBIYAH AND TEACHING SCIENCE FACULTY
ALAUDDIN STATE ISLAMIC UNIVERSITY
MAKASSAR**

2017


PERNYATAAN KEASLIAN SKRIPSI

Mahasiswa yang bertanda tangan dibawah ini:

Nama : **Andi Iswatun Hasanah**
NIM : **20400112142**
Tempat/Tgl. Lahir : **Tanete, 15 Juni 1994**
Jur/Prodi/Konsentrasi : **Pendidikan Bahasa Inggris**
Fakultas/Program : **Tarbiyah dan Keguruan**
Alamat : **Jln. Mangka Dg. Bombong Perm. Bukit
Manggarupi B/D. 8**
Judul : **Using Mistake Buster Technique to Improve
English Ability in Past Tense at The Second Grade
Students of SMP Guppi Samata Gowa Regency**

Menyatakan dengan sesungguhnya dan penuh kesadaran bahwa skripsi ini adalah benar hasil karya sendiri. Jika di kemudian hari terbukti bahwa ini merupakan duplikat, tiruan, plagiat, atau dibuat oleh orang lain, sebagian atau seluruhnya, maka skripsi dan gelar yang diperoleh karenanya batal demi hukum.

Samata-Gowa, 02 Desember 2017
Penyusun,


Andi Iswatun Hasanah
NIM: 20400112142


PENGESAHAN SKRIPSI

Skripsi yang berjudul ***“Using Mistake Buster Technique to Improve English Ability in Past Tense at the Second Grade Students of SMP Guppi Samata Gowa Regency”*** yang disusun oleh saudari **Andi Iswatun Hasanah**, Nim: **20400112142**, Mahasiswa Jurusan Pendidikan Bahasa Inggris pada Fakultas Tarbiyah dan Keguruan UIN Alauddin Makassar, telah diuji dan dipertahankan dalam sidang munaqasyah yang diselenggarakan pada hari **Rabu, 16 Agustus 2017** bertepatan dengan **23 Dzulkaidah 1438 H** dan dinyatakan dapat diterima sebagai salah satu syarat untuk mendapatkan gelar Sarjana Pendidikan (S.Pd.) pada Fakultas Tarbiyah dan Keguruan Program Studi Pendidikan Bahasa Inggris dengan beberapa perbaikan.

Samata, 16 Agustus 2017 M
23 Dzulkaidah 1438 H

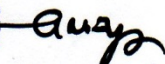
DEWAN PENGUJI
(SK Dekan No. 1621 Tertanggal 14 Agustus 2017)

Ketua : Dr. Kamsinah, M. Pd. I.
Sekretaris : Sitti Nurpahmi, S. Pd., M. Pd.
Munaqisy I : Dr. M. Rusdi T., M.Ag.
Munaqisy II : Dr. Kaharuddin, S.IP., M.Si.
Pembimbing I : Dr. H. Abd. Muis Said, M.Ed. TESOL.
Pembimbing II : Dra. St. Nurjannah Yunus Tekeng, M. Ed., MA.



Disahkan oleh:
Dekan Fakultas Tarbiyah dan Keguruan
UIN Alauddin Makassar //




Dr. H. Muhammad Amri, Lc., M. Ag.
NIP. 19730120 200312 1 001

PERSETUJUAN PEMBIMBING

Pembimbing penulisan skripsi saudara **Andi Iswatun Hasanah, NIM: 20400112142** mahasiswi Jurusan Pendidikan Bahasa Inggris pada Fakultas Tarbiyah dan Keguruan UIN Alauddin Makassar, setelah meneliti dan mengoreksi secara seksama skripsi yang bersangkutan dengan judul *“The Effectiveness of Using Mistake Buster Technique to Improve the Grammar Mastery at the Second Grade Students of SMP Guppi Samata Gowa Regency”* memandang bahwa skripsi tersebut telah memenuhi syarat-syarat ilmiah dan dapat disetujui ke sidang munaqasah.

Samata-Gowa,

2017

Pembimbing 1

Pembimbing 2


Dr. H. Abd. Muis Said, M. Ed.
NIP. 19651231 199003 1 024


Dra. St. Nurjannah Yunus Tekeng, M. Ed., M. A.
NIP. 19681125 199703 2 001

ACKNOWLEDGEMENT



Alhamdulillah Rabbil Alamin, the researcher would like to express her deepest gratitude to the almighty Allah swt, the only provider, the most merciful who gives guidance, inspiration and good healthy for all time to conduct the writing of her thesis. Also shalawat and salam are always delivered to our great Prophet Muhammad saw who had brought us from the darkness to the lightness.

During the writing of the thesis, the researcher received much assistance from a number of people, for their valuable guidance, correction, suggestion, advice and golden support. Without them, the writing of her thesis would never been possibly completed. Therefore, the researcher would like to express the greatest thanks and appreciation for those people, especially to:

1. **Prof. Dr. Musafir Pababbari, M. Si.** The Rector of Alauddin State Islamic University of Makassar for his advice during her study at this university.
2. **Dr. H. Muhammad Amri, Lc., M. Ag.** The Dean and all of the staffs of Tarbiyah and Teaching Science Faculty of Alauddin State Islamic University of Makassar for their guidance during her study at this faculty.
3. **Dr. Kamsinah, M. Pd. I., and Sitti Nulpahmi, S. Pd. M. Pd.** The Head and Secretary of English Education Department, Tarbiyah and Teaching Science Faculty of Alauddin State Islamic University of Makassar and all of the staffs of her who have helped and supported the researcher.

4. The researcher's consultants, **Dr. H. Abd. Muis Said, M. Ed. TESOL**, and **Dra. St. Nurjannah Yunus Tekeng, M. Ed., M.A.**, who have helped, guided, and supported the researcher during the writing of her thesis.
5. All of the lecturers of Tarbiyah and Teaching Science Faculty of Alauddin State Islamic University of Makassar for their guidance during her study.
6. All of students at the **Second Grade Students of SMP Guppi Samata Gowa Regency** who has accepted her goodly to conduct a research on their class especially **VIII-A** and **VIII-B**.
7. The researcher's beloved parents, **H.A. Mustari** and **Hj. Judarmiati, S. Pd.**, who always pray, encourage, educate and provide countless material supports, so that, she could finish her thesis writing and her study in Alauddin State Islamic University of Makassar.
8. The researcher's friends in English Education Department **PBI 7-8** (Academic Year 2012), **Kalomangs: Murniati, Megawati, Ina Mutmainnah**, and **PIBA Dorm 2012**, thank for your friendship.
9. Her best friends; **Anwar Ibrahim** for their sincere friendship and assistance during the writing of her thesis.
10. All of the people around the researcher's life who could not mention one by one by the researcher that have given a big inspiration, motivation, spirit and pray to him.

The researcher realizes that the writing of her thesis is far from perfect. Remaining errors are the researcher's own; therefore, constructive criticisms and

suggestions will be highly appreciated. May all our/the efforts are blessed by Allah swt. Aamiin.

Samata-Gowa, 28th July 2017

The researcher,

Andi Iswatun Hasanah
NIM. 20400112142




TABLE OF CONTENTS

	Pages
COVER PAGE	i
PERNYATAAN KEASLIAN SKRIPSI	ii
PERSETUJUAN PEMBIMBING	iii
LEMBAR PENGESAHAN	iv
ACKNOWLEDGEMENT	v
TABLE OF CONTENTS	viii
LIST OF TABLES	x
LIST OF FIGURES.....	xi
LIST OF APPENDICES.....	xii
ABSTRACT	xiii
CHAPTER I INTRODUCTION	1
A. Background	1
B. Research Problems.....	3
C. Objectives of the Research	3
D. The Significances of the Research	3
E. The Scope of the Research	5
F. Operational Definition of Terms	5
1. Definition of Grammar Mastery	5
2. Definition of Mistake Buster Technique	5
CHAPTER II LITERATURE REVIEW	6
A. Some Previous Related Research Findings	6
B. Some Pertinent Ideas	8
1. Basic Concept of Grammar	8
a. Definition of Grammar	8
b. Factors Affect in Learning Grammar	9
c. The Importance of Grammar	11
d. Types of Grammar	13
2. Basic Concept of Mistake Buster Technique	14
a. Definition of Mistake Buster Technique	14
b. Steps in Mistake Buster Technique	15

c. Teaching Procedure Using Mistake Buster Technique..	16
d. The Advantages of Using Mistake Buster Technique...	16
3. The Simple Past Tense	17
4. Recount Text	18
C. Theoretical Framework.....	19
D. Hypothesis	23
CHAPTER III RESEARCH METHOD	24
A. Research Design	24
B. Research Variables.....	25
C. Research Participants	25
D. Research Instruments.....	26
E. Procedures of Collecting Data	27
F. Techniques of Data Analysis.....	30
CHAPTER IV FINDING AND DISCUSSION	33
A. Findings.....	33
1. The Classification of Students' Pre-test Scores in Experimental and Control Class	33
2. The Classifications of Students' Post-test Scores in Experimental and Control Class.....	35
3. The Mean Score and Standard Deviation of Experimental Class and Control Class in Pre- test and Post-test	37
4. The independent Sample Test in Experiment and Control Class	38
B. Discussion	41
CHAPTER V CONCLUSIONS AND SUGGESTIONS	44
A. Conclusions	44
B. Suggestions	44
BIBLIOGRAPHY	46
APPENDICES	48
CURRICULUM VITAE.....	71

LIST OF TABLES

	Pages
Table 1 Classification of the Students' Score	30
Table 2 The Distribution of Frequency and Percentage of Score Experimental Class in Pre-test	34
Table 3 The Distribution of Frequency and Percentage of Score Control Class in Pre-test	34
Table 4 The Distribution of Frequency and Percentage of Score Experimental Class in Post-test	36
Table 5 The Distribution of Frequency and Percentage of Score Control Class in Post-test	36
Table 6 The Mean Score and Standard Deviation of Experimental Class and Control Class in Pre-test and Post-test	37
Table 7 Independent Samples Test of Pre-test and Post-test in Experimental Class	38
Table 8 Independent Samples Test of Pre-test and Post-test in Control Class	39
Table 9 Independent Samples Test of Post-test in Experimental Class and Control Class	40

LIST OF FIGURES

	Page
Figure 1 Research Design	24



LIST OF APPENDICES

- Appendix A** : The Row Score of the Students' Pre-test and Post-test in Experimental Class
- Appendix B** : The Row Score of the Students' Pre-test and Post-test in Control Class
- Appendix C** : Data Analysis of Pre-test in Experimental and Control Class
- Appendix D** : Data Analysis of Pre-test and Post-test in Experimental Class
- Appendix E** : Data Analysis of Pre-test and Post-test in Control Class
- Appendix F** : Data Analysis of Post-test in Experimental and Control Class
- Appendix G** : LESSON PLAN
- Appendix H** : RESEARCH INSTRUMENTS
- Appendix I** : DOCUMENTATION



ABSTRACT

Name : ANDI ISWATUN HASANAH
Reg. Number : 20400112142
Department/faculty : English Education/Tarbiyah and Teaching Science
Title : Using Mistake Buster Technique to Improve English Ability in Past Tense at The Second Grade Students of SMP Guppi Samata Gowa Regency
Consultant I : Dr. H. Abd. Muis Said, M. Ed.
Consultant II : Dra. St. Nurjannah Yunus Tekeng, M. Ed., MA.

The objective of this research was finding out significant improvement of the students' grammar using Mistake buster technique at the second grade of MTs Guppi Samata Gowa Regency. This research employed quasi-experimental namely non-equivalent control group design with the pre-test and the post-test. There were two variables in this research; they were independent variable (using Mistake Buster technique) and dependent variable (the students' English ability in past tense).

The population of this research was the second grade of MTs Guppi Samata Gowa Regency which consisted of 45 students. The sample of the research consisted of 40 students which were taken by using cluster sampling technique, 20 students from VIII-A as the experimental class and 20 students from VIII-B as the control class. The instrument in this research was test. The test was used in the pre-test and the post-test.

The data of the research indicated that there was a significant difference between the students' pre-test and post-test in experimental class and that in control class. The mean score of pre-test in experimental class was 48.50 and the standard deviation was 17.18 while the mean score in control class were 38.50 and the standard deviation was 18.71. Furthermore, the mean score of the post-test (75.75) in experimental class was greater than the mean score of the post-test (64.15) in control class. The standard deviation of the post-test (8.78) in experimental class and the standard deviation of the post-test in control class (13.70). From the independent samples of t-test, the researcher found that the result of the sig.(2-tailed) (0.003) was lower than the level of significance 0.05 with degree of freedom (df) = 38. Related to the statistical interpretation using SPSS, the result of the data indicated there was significant improvement of the students' English ability in past tense because the result of sig.(2-tailed) was lower than the level of significant.

Based on the finding and discussion of the research, the researcher found that the Mistake Buster technique was suitable in teaching students' grammar mastery. So the researcher concluded that using Mistake Buster technique was effective to improve the students' English ability in past tense and applicable in teaching grammar.

CHAPTER I

INTRODUCTION

A. Background

Grammar is the important aspect to improve communication skill. It will be difficult to know the fourth aspects without grammar. Grammatical aspect became an important aspect in learning process that have to be known by students. Without this aspect, they cannot make a sentence grammatically both in oral or written form. It is quite difficult to engage all of the students in the learning process, especially in teaching grammar for Junior High School students. Based on the Curriculum for Junior High School, there are two monolog texts that should be taught by the second grade students. They are recount text and narrative text. The recount text requires the use of the past tense. The simple past indicates that an activity or situation began and ended at a particular time in the past.

Guiding students to master in grammar exactly needs a lot of things including the teachers' learning strategies in the class, learning methodologies, and so on. As a fact, a large number of teachers often find problems when they guide their students in mastering grammar subject, including in recount text. Recount text is a kind of text which retells events or experiences in the past. Its purpose is either to inform or to entertain the audience.

Based on the observation result on the second grade students in MTs Guppi Samata Gowa Regency on January 2017, the researcher found that the

students obtain difficult of differentiation between form of simple present and simple past tense. The students got difficulties to understand about the subject and verb in the sentence. Occasionally, they use present tense into past tense in their text, especially in irregular verb. The students were confused about the form of irregular verb. These problems caused by the students did not know the difference between the present and past tense form. Also they stated that they did not like memorize grammar rules like teacher wish. Memorizing rules of grammar made them uncomfortable in English class.

To solve these problems, the researcher will use Mistake Buster Technique. The reason behind this idea is simply to help students learn better by creating good opportunities for them to reflect on what they have learned and now take a look at it from a different angle. One way researcher has tried and found effective is to prepare an activity where the students take over the role of correcting mistakes which is normally done by the teacher. Related to the problems, Mistake buster technique is suitable in teaching grammar. Mistake buster is one of appropriate technique in teaching grammar especially in teaching simple past tense.

In learning a language, a teacher can vary his or her technique from teacher centered to the students centered learning. In this technique, the students should be activated, so they can learn well, including in correcting a test. The teacher can ask the students to correct the friend's work. Huynh (2003) states the teacher can get students actively engaged in the learning process and take charge of their learning by giving them these opportunities to find and correct mistakes

themselves. The use of mistake buster technique in teaching grammar, the teacher helps students learn by creating good opportunities for them to reflect on what they have learned and take a look at it from a different angle. The students take over the role of correcting mistakes, which is normally done by the teacher, while the teacher herself/himself deliberately become the “mistake maker”.

Finally, the researcher decided to carry out the problems about the use of Mistake Buster to improve the students’ grammar. So, the title of research was “*Using Mistake Buster Technique to Improve English Ability in Past Tense at the Second Grade Students of MTs Guppi Samata Gowa Regency*”.

B. Research Problem

Based on the previous background, the researcher formulated research question as follow “Is using Mistake Buster Technique effective to improve the students’ English ability in past tense of the second grade students’ at the second grade of MTs Guppi Samata Gowa Regency?”

C. Research Objective

Based on the research problem above, the objective of this research was “To find out the significant improvement of the students’ English ability in past tense using Mistake buster technique at the second grade of MTs Guppi Samata Gowa Regency”.

D. Significances of Research

The result of this class action research was extremely expected to carry out some significances of teaching and learning grammar as follows:

1. Theoretical significance

This research can be used to give an empirical evidence about implementation theory based on the problems in teaching grammar using Mistake buster technique. This result of this research was expected to give empirical evidence in applying Mistake buster technique that can improve students' grammar especially in the simple past tense through appropriate learning process such as identifying or checking the mistake, correcting and evaluating the learning outcomes.

2. Practical Significances

This research served three practical significances in teaching and learning grammar. *First* was significance for the students. The researcher extremely expected that all of the students will be able to have more knowledge about grammar. *Second* was significance for the teachers. This research expected to help the teachers guiding the students in improving their grammar. In addition, the teachers can use Mistake buster technique as a reference to teach grammar so the learning process can be more guided. *The last* was significance for the institution. By this research, the researcher hoped that it was able to overcome some problems in a certain institutions especially for those who had a serious problem in teaching grammar. As the result, the institution will produce alumnae who have excellent grammatical mastery.

E. Research Scope

The scope of this research focused on using Mistake buster technique to improve students' English ability in past tense at the Second Grade Students of

MTs Guppi Samata Gowa Regency. The researcher only focused on the form of simple past tense in recount text.

F. Operational Definition of Terms

These were a few operational definitions of important words in this research in order to avoid misunderstanding. They were:

1. Grammar Mastery

Cowan (2008), grammar is the set of rules that describes how words and groups of words can be arranged to form of sentence in particular language.

Grammar mastery is ability and knowledge that allow to use and understand the set of structural rules especially the simple past tense form which describe how the composition of words or sentences can be arranged correctly to retell past events.

2. Mistake buster technique

. Fusha (2014) defines Mistake buster as a technique which make the students active in evaluating their grammatical errors that are made by teacher.

Mistake buster technique is a technique to improve student's grammatical building in which students should find their own grammatical errors, correct them by their self and evaluate their own mistake through exploration, elaboration, and confirmation.

CHAPTER II

LITERATURE REVIEW

This section presents the review of related literature dealing with some related research findings, and some pertinent ideas.

A. Some Previous Related Studies

Fusha (2014) conducted a research about “*The use of Mistake Buster Technique to Improve Students’ Grammar Mastery (A Classroom Action Research of the Eight Grade Students of MTs NU Miftahul Ma’rif Kaliwungu Kudus in Academic Year 2013/2014)*”. She found that Mistake Buster Technique made the students active in evaluating their own grammatical errors that are made by the teacher. She concluded that Mistake buster technique can improve the students’ grammar mastery. It was indicated from the result between the first and last cycle. At the first cycle, the students’ mean score is 68.8. At the last cycle, the students’ mean score is 78.

Hanifah and Tiarina (2013) in their research about “*Using the Mistake Buster in Teaching Grammar to Junior High School Students*”. They found that mistake buster technique helped the students learn better by creating good opportunities for them to reflect on what they have learned and take a look at it from different angel. They concluded that this technique was effective and efficient in teaching grammar.

Amtiran *et.al.* (2016) conducted a research about “*Using Mistake Buster in Teaching Past Tense at X AP 1 of SMK Pariwisata Triatma Jaya Bandung*”.

The result of their research showed that the students get an improvement score at last cycle. It can be seen between the first cycle and last cycle. At first cycle, the students' mean score was 59.05 and the last cycle was 79.23. Based on the results, they concluded that using mistake buster was effective to improve the students' past tense.

Roshada (2015) in her research about “*The Effectiveness of Mistake Buster Technique to Teach Simple Past Tense – A Experimental Research on the Tenth Graders of SMAN 3 Demak in Academic Year of 2015/2016*”. The result of her research showed that mistake buster technique improve the students' grammar, especially simple past tense. The mistake buster helped the students to solve their mistake when they were learning. The students was enjoy and active in the learning process.

Based on the previous findings above, the researcher tried to conduct a research by using Mistake Buster technique in teaching past tense. The researcher tried to use this technique in different school and situation. In this research, the researcher took place at MTs Guppi Samata Gowa Regency. The situation of the students in the classroom was heterogenic. There was different ability of the students.

B. Partinent Ideas

1. Basic Concept of Grammar

a) The Definition of Grammar

In the context of education especially in the learning and teaching of a foreign language, grammar is usually considered one of the language components

beside the vocabulary and sound system which students should acquire. Knowing grammar means understanding what the text means correctly. Ur (2009) states that grammar is the way words are put together to make correct sentences. The researcher notices grammar in every line in a text. It needs as the measurement of the improvements of students.

According to Cowan (2008), grammar is the set of rules that describes how words and groups of words can be arranged to form of sentence in particular language. Traditionally, grammar has been concerned almost exclusively with analysis at the level of the sentence. Thus a grammar is a description of the roles that govern how a language's sentences are formed.

The main points of grammar are preposition, tense in verb, noun, adjective, conjunction and articles. They need to know for researcher because students hardly understand and clarify the correct usage of them. Besides, grammar plays important rule in text, because grammar involves meaning which delivered to the reader. The researcher needs to notice the grammar so that the reader will not have misunderstanding after reading students text. On other words, grammar does not only affect how units of language are combined in other to "look right" it also affect their meaning (Ur, 2009).

In addition Kolin and Funk (2010) point out three definitions of grammar. *First*, grammar is the system of rules in person head. *Second*, grammar is the farina description of tile rules. And the *third*, grammar is the social implications of usage, sometimes called "linguistic etiquette".

Grammar is the system of rules in person heads. It means that the study of grammar a lifetime of “knowing” how to produce sentences. This subconscious system of rules is person “language competence”. It is important to recognize that these internalized rules vary from one language community to another. Grammar is the formal description of the rules. This definition refers to the branch of linguistic science concerned with the formal description of language, the subject matter of books like this one, which identify in an objective way the form and structure, the syntax of sentences. Grammar is the social implications of usage, sometimes called “linguistic etiquette”. This definition could be called *do's* and *don't's* of usage, rather than grammar.

b) Factors Affect in Learning Grammar

In many language learning, technique has an important role to achieve the aim of teaching. Technique is an important factor in improving the students' achievement. The success and failure of teaching is more affected by the quality of technique used in the classroom but more important thing is the students himself. Grammar is highly valuable as an important part of the study of languages, of ideas, and of writing. In learning grammar, there are some factors affect the effectiveness of learning process. regarding to the grammar instruction or grammar activities appropriate for ESL or EFL learners and when or how to teach grammar, teachers should be consider the following factors proposed by Murcia in Nachiengmai (1991).

Firstly, each learner has his or her own learning style. Some learners have an analytic learning style preference and often feel completely adrift unless they

are given analytic grammar activities. *Secondly*, the age of learners helps teachers to determine the extent to which they should focus on form. If EFL or ESL learners are children, they should be given little explicit grammar instruction. By contrast, adolescents or adult learners need some explicit focus on form. *Thirdly*, the proficiency level of learners is another factor to be considered. For advanced ESL learners, the instruction becomes more individualized and content-oriented. Teachers review those specific feature that learners lack.

Fourthly, the learners' educational background is also influenced by culture. Some learners demand grammar instruction because it meets cultural expectations. *Fifthly*, the educational objectives assist the EFL or ESL teachers to decide what to focus on. *Finally*, there is the consideration of the needs or goals of the learners in studying the language. If learners need language to be a tool for further careers, teachers should put emphasis on formal accuracy.

Direct instruction and modelling of grammar is part of a balanced literacy framework. Students need multiple and various exposure to correct grammar in order to achieve at high levels in every classroom. Chin (2015) explains ten characteristics of effective grammar instruction as follows:

- 1) Practice; successful grammar implementation occurs over time and across varied context.
- 2) Direct instruction; modelling of teachers' writing and variety of other writing must be a part of the balanced literacy.
- 3) Use writing in context; limit use of grammar practice in isolation.

- 4) Nonlinguistic representation; use images, action, gestures, and other nonlinguistic connection.
- 5) Rich and varied experiences; include speaking, listening, and writing to reinforce grammar concept.
- 6) Read a variety of text; give students a choice nonfiction, poetry, informational writing, and fiction.
- 7) Assess informally and formally; avoid assessing everything, use the common core to prioritize skills.
- 8) Avoid relying solely on grammar worksheets; use variety of methods to assess students learning.
- 9) Read aloud; provide texts to expose students to a variety of writing types and sentence structure.
- 10) Embed in writing instruction; make grammar instruction relevant, engaging and practical.

c) The Importance of Grammar

Communication is an integral of people activity. No people can live in isolation and to live in a society, we need to interact. For interaction between two people, the people need to communicate. When a child grows, it is necessary that he is taught how to communicate as when the children are taught how to express themselves. They develop better communication skills rather than only by imitating. It is useful for their future as they have to go in the outside world. So it can say that grammar is important due to a variety reason. Fromkin *et.al.* (2007) emphasize the important role of teaching grammar is to fulfill the

language requirements. Teaching grammar states explicitly the rules of language, list the words and their pronunciations, and aid in learning a new language.

Sravani (2015) explains some importance of grammar:

- 1) Important in all forms of communication. There are many forms of communication. Most of people think of communication as primarily oral and written but it is far more complicated than it. Both oral and written form of communication need grammar rule to express the ideas or information clearly.
- 2) Improves skills of expression. Communication is a skill which can be learned. People must learn how to communicate well so that they express themselves in successful manner. Grammar is the essence of every language. Grammatical competence is also a part of the language competence. Hence to obtain an effective communication skill, the learners should pay attention to grammar.
- 3) Grammar clear the message. If the language is unclear and the message meaningless, it can be attributed to incorrect grammar. Poor of grammar competence will increase the confusion in the mind of the listener or reader.

As seen the previous explanation, one cannot deny the importance of grammar in communication. Written and oral communication or any other form of indirect communication thus depend on correct use of grammar, as well as of vocabulary and spelling, in order to ensure that message are immediately comprehensible to the reader or listener, and not meaningless or ambiguous.

d) Types of Grammar

Some linguists have their own perspective about different varieties of grammar - that is, different ways of describing and analyzing the structures and functions of language. Kolin and Funk (2010) divided the types of grammar into two, namely: Structural and Transformational Grammar.

1) Structural Grammar

The structuralism recognize the importance of describing language on its terms. Instead of assuming that English words could fit into the traditional eight word groups of Latin, the structuralism examined sentences objectively, paying particular attention to how words change in sound and spelling (their form) and how they are used in sentences (their function) Another important feature of structuralism, which came to be called “new grammar”, is its emphasis on the systematic nature of English.

2) Transformational Grammar

Unlike the structuralism, whose goal was to examine the sentences people actually speak and to describe their systematic nature, the transformationalists wanted to unlock the secrets of language; to build a model of our internal rules, a model that would produce all of the grammatical - and no ungrammatical - sentences. It might be useful to think of our built-in language system as a computer program. The transformationalists are trying to describe that program. The several important concepts of transformational grammar are: first, the

recognition that a basic sentence can be transformed into variety of forms, depending on intent or emphasis, while retaining its essential meaning; for example, questions and exclamations and passive sentences. Another major adoption from transformational grammar is the description of our system for expanding the verb.

On the other hand, George in Septiani (2014) stated that there are three types of grammar. Those are:

1) Mental Grammar

Mental grammar is a form of internal linguistic knowledge which operates in the production and recognition of appropriately structured expressions. And this is not the result of any teaching (purely skill).

2) Linguistic Etiquette

Linguistic etiquette is the identification of the proper or best structures to be used in a language.

3) Traditional grammar

Traditional grammar involves the analysis study of the structures found in a language.

2. *Basic Concept of Mistake Buster Technique*

a) Definition of Mistake Buster Technique

According to Hanifah and Yuli (2003), the mistake buster technique is a technique students' active participant in evaluating their own grammatical errors that are available made or prepared by the teacher. Fusha (2014) defines Mistake

buster as a technique which make the students active in evaluating their grammatical errors that are made by teacher.

Kjosmen (2015) explains that learning improves when the learner is an active participant in the learning process. When selecting among several teaching methods, it is best to choose the method that allows the learning to become most involved. Learning is more comfortable when the environmental conditions support open exchange, sharing of opinions, and problem-solving strategies. The atmosphere should foster trust and acceptance of different ideas and values. Huynh (2003) demonstrates that the use mistake buster can bring the students fun and exhilarating in the lesson. In the learning process, the teacher can vary his or her technique from teacher centered to the students centered learning. In the classroom, the teacher facilitates learning by giving opportunities, giving feedback toward the process and learning achievement. This technique is very effective in getting students' attention and participation.

b) Steps of Mistake Buster Technique

According to Kjosmen (2015), there are two steps that are used in applying the mistake buster technique:

1) Choosing a mistake category

Selecting the mistake category is related to the focus of the lesson being taught. In this research, the researcher choose simple past that used in recount text.

2) Preparing the mistake

In preparing the mistake, the teacher provides some grammatical mistakes to be found and corrected by the students.

c) Teaching Procedure using Mistake Buster Technique

The teaching procedure of applying the Mistake buster technique in teaching grammar are exploration, elaboration, and confirmation (Huynh, 2003).

Exploration: the teacher provides students with several pictures. Those listed-pictures will be tools for teacher in building students' knowledge and activating their schemata about the topic that will be discussed. In this phase, the teacher emphasizes the form of WH question. Actually, the pictures related to the text.

Elaboration: in this part, the teacher provides several tasks for the students. These task use for measuring their understanding about grammar. *Confirmation:*

In this part, teacher devices students into some group works. In grouping the students, teacher should consider the different level of the students. An ideal group should contain both the low-students and the high-ones. Thus, it is better for teacher to handle up the grouping than just let the students choose their own group member. The amount of the group is based on the number of the students on the class.

The teacher and students discuss about the mistakes being corrected. The teacher stimulates the students to point out the use of grammar rules based on the topic they have learned and the teacher gives reflection about the lesson.

d) The Advantages of using Mistake Buster Technique

Kjosmen (2015) explains that mistake buster technique in teaching grammar can give some benefits to the students and the teacher, they are:

- 1) Mistake buster technique makes students feel excited because they are actively involved in the learning process.
- 2) Give the sense of accomplishment to the students due to the opportunity to identify and correct the possible mistakes themselves instead of the teacher telling them what the mistakes are.
- 3) Help the teacher to check the student's comprehension and understanding of the lesson given.
- 4) Students feel comfortable and fun in teaching-learning process.

3. *The Simple Past Tense*

In English grammar, the simple past is a verb tense (the second principal part of verb) indicating action that occurred in the past and which does not extend into the present (Nordquist, 2015). The simple past tense (also known as the past simple or preterite) of regular verbs are marked by the ending -d, -ed, or -t. Irregular verbs have a variety of endings. The simple past is not accompanied by helping verbs. The simple past form is "Subject + Verb-2 + Object".

According to Palmer and Greenbaum (2004), the simple past can use in some actions as follows:

- a) Use the simple past to express the idea that an action started and finished at specific time in the past. Sometimes, the speakers/writers may not actually mention the specific time, but they do have one specific time in mind.
- b) Use the simple past to list a series of completed action in the past. These action happen 1st, 2nd, 3rd, 4th, and so on.

- c) The simple past can be used with a duration which starts and stops in the past. A duration is a longer action often indicated by expressions such as: for two years, for five minutes, all day, all year, etc.
- d) The simple past can be used to describe a habit which stopped in the past. It can have the same meaning as “used to”. To make it clear that speakers/writers are talking about habit, they often add expression such as: always, often, usually, never, when I was child, when I was younger, etc.
- e) The simple past can be used to describe past facts or generalizations which are no longer true. As in the point four above, this use of the simple past is quite similar to the expression.

4. *Recount Text*

There are several definition about recount text from several experts. Hyland (2004) defines recount text as a kind of genre that has social function to retell event for the purpose of informing or entertaining. Furthermore, Mark Anderson and Kathy Anderson (2003) defines recount text as a pieces of text that results past event, usually in the order in which they occurred. Its purpose is to provide the audience with a description of what occurred and when it occurred. Another definition according to Pardiyono (2007) defines recount text as the text telling the reader what happen. Its retell a past event. Its purpose is to provide the audience with a description of what occurred and when it occurred.

Mark Anderson and Kathy Anderson (2003) explain the generic structures of recount text as follows:

a) Orientation.

Recount text begins by telling the readers who was involved, what happened, where this event took place and when it happened.

b) Events.

Event is the main important activities or events that occurred in that story of text. The function is to give more explanation of orientation.

c) Re-orientation.

Re-orientation is conclusion of the story. Some recounts have a concluding paragraph; however, this is not always necessary.

Hayland (2004) divides the linguistic feature of recount text are:

a) Focus on individual participant.

b) Use of past tense.

c) Focus on temporal sequence of events.

d) Use of material (or action) clauses.

C. Theoretical Framework

Languages are the natural forms of communication. Students quickly learn to communicate using their native language and soon master the main rules of expression without being taught. Indeed, students cannot communicate efficiently if they do not master the essential principles of grammar. Without any grammar, people can manage to produce some sort of elementary communication, but will be unable to form any more complex ideas into words.

It follows therefore that mastering the essential grammatical rules is a vital skill that needs to be acquired by all learners of any language whether it be their native language or a foreign language.

Richards and Rappen (2014) states that grammar can be viewed both as knowledge and as ability. When viewed as knowledge, the focus is on rules for sentence formation. When viewed as ability, the focus is on how grammar is used as a resource in the creation of spoken and written texts. Furthermore, Thornbury (1999) states three areas have to be considered in grammar: grammar as rules, grammar as form, and grammar a resource. For many learners, learning grammar often means learning the rules of grammar and having an intellectual knowledge of grammar. Teachers often believe that this will provide the generative basis on which learners can build their knowledge and will be able to use the language eventually.

The status of grammar instruction is an issue that language teachers still have to resolve. Cullen (2012) contrasts two basic view, one being ‘the view that the most effective form of instruction was no overt instruction: learners would acquire the grammar of the language implicitly through exposure to comprehensible input roughly tuned to their level and engagement in meaning-focused tasks’, and the other the belief ‘that some kind of focus on form in the language classroom is necessary both to accelerate the process of grammar acquisition and raise ultimate levels of attainment’. The practical realities of classroom language teaching however generally offer teachers few choices. They may encounter frequent problems with grammar in their students’ written or

spoken English that demand some form of response, and they may also need to prepare students for tests where accurate use of grammar plays an important role.

Learning grammar especially the use of simple past tense in many language classroom tend to focus on the outcome of the learning process; the students are asked to memorize the rules, make a sentence or text by using the grammar rules. In short, many of the activities of learning grammar do little more than test how well the student can understand the rules. Because the students are often put in this situations where they have to show how much they have understood or, more often, reveal they have not understood, they feel confuse about the grammar rules. The complex rules of grammar bring the students some problems. The biggest problem is that students find the grammatical lesson so difficult and boring. They become jumble about the usage of the rules. Sometimes, they use present tense into past tense in their text, expecially in irregular verb.

Students often develop a good understanding of grammatical knowledge through traditional teaching methods that focus on grammar as a somewhat isolated collection of rules that exist independently of their use in the production of authentic written or spoken language. They may have spent many hours practicing the rules for correct sentence formation but lack the ability to use grammar as a resource in communication. However, in order to develop grammar as a communicative resource it needs to be taught and assessed as a component of communicative ability and performance – particularly in relation to the productive skills of writing and speaking.

The students may try their best to improve their grammar in outside class time, but they do not know how to take advantage of these opportunities to improve their grammar ability. The students may know the rules after learning process in class time, but are incapable of applying them in their own use of the language. The students need to be supported and to understand the grammar rules they are using especially in the use of simple past tense. In short, the students need a way to engage their ability in learning grammar. Learning condition is more comfortable when the environmental conditions support open exchange, sharing of opinions, and problem-solving strategies. The atmosphere should foster trust and acceptance of different ideas and values. Approaches in teaching grammar need to acknowledge that learners have different learning style preferences when it comes to the learning of grammar. Some students like explanations and are uncomfortable when they do not have a clear understanding of something. They like to find logical relationships, rules, and structure. Others are more tolerant of ambiguity and do not feel the need for detailed explanations.

Related to teaching grammar especially in the simple past tense, the researcher decides that the use of Mistake buster technique is suitable to enhance the students' grammar ability. It can prove by the previous study that the use of mistake buster technique in teaching grammar especially in the simple past tense made the students active in evaluating their grammatical errors that are made by teacher. Kjosmen (2015) explains that mistake buster technique gives the sense of accomplishment to the students due to the opportunity to identify and correct

the possible mistakes themselves instead of the teacher telling them what the mistakes are.

Problems students experience in using grammar can be a useful source for teaching. Students' errors might be both at the level of the sentence as well as the text, and teaching activities can be developed both around a collection of typical errors students have made in the past as well as through addressing errors that arise in ongoing classroom work. Experienced teachers are often aware of certain challenging areas of grammar. However, novice teachers and even experienced teachers working with students from different language backgrounds can benefit from trying to identify patterns of errors found in student texts. These patterns of errors can then be used to inform instruction. Hanifah and Tiarina (2013) view that mistake buster technique helps the students learn better by creating good opportunities for them to reflect on what they have learned and take a look at it from different suitable way. It will help the teacher to check the student's comprehension and understanding of the lesson given.

D. Hypothesis

Based on the research focus, the research hypothesis was "There is significant improvement of the students' grammar mastery using Mistake buster technique at the second grade of MTs Guppi Samata Gowa Regency."

CHAPTER III

RESEARCH METHOD

This chapter presents about the research design, research variable, population and sample, and research instrument, procedures of collecting data, and technique of data analysis.

A. Research Design

In conducting the research, the researcher used quasi-experimental namely non-equivalent control group design with pre-test and post-test (Sugiyono, 2010). There were two classes that chosen purposively. The first class was the experimental class and the second class was the control class. The experimental class and the control class were given pre-test to identify the initial condition of the students' English ability in past tense.

In treatment process, the experimental class was taught by giving Mistake buster technique while the control class was taught using conventional method. After the treatment, the two classes were given post-test to know the result of the treatment. To identify the significance differences of the experimental and controlled class, the researcher compared pretest and posttest score of both classes that can be presented as follow:

Figure 1. Research Design

E	O ₁	X	O ₂
C	O ₃		O ₄

(Sugiyono, 2010)

Notes:

- E : Experimental Class
- C : Control Class
- O₁ : The result of pre-test in experimental class
- O₂ : The result of post-test in experimental class
- O₃ : The result of pre-test in control class
- O₄ : The result of post-test in control class
- X : The treatment using Mistake buster technique

B. Research Variable

According to Arikunto (2013), the kinds of variable that correlated with the research design consisted of two variable; independent and dependent variable.

1. Independent Variable

Independent variable is a variable that influenced another variable to achieve the researcher's expectation. The independent variable of this research was the use of Mistake buster technique.

2. Dependent Variable

Dependent variable is the result that expected through the implementation of the independent variable. The dependent variable of this research was students' English ability in past tense.

C. Population and Sample

1. Population

The population of this research was the students in the second grade of MTs Guppi Samata Gowa Regency. The number of the class of

population were two classes. The researcher estimated that the total population were 45 students.

2. Sample

The researcher chosen two of the registered classes as the sample at the second grade of MTs Guppi Samata Gowa Regency Gowa Regency. The sample was taken by using purposive sampling technique. The English teacher's recommendation and suggestion were considered to choose the sample that can be representative of the population. The number of respondents as the sample were about 20 students in experimental class and 20 students in control class. The sample were taken from class VIII-A as experimental class and VIII-B as control class. Total of respondents both of experimental and control class were 40 students.

D. Research Instrument

In collecting data, the researcher used test as instrument. A test, in simple terms, is a method of measuring a person's ability, knowledge, or performance in a given domain (Brown in Hedgcock, 2009). Based on the definition, the researcher gave a test to the students' to measure the students' grammatical understanding. The test was given through pre-test and post-test. The type of the test was grammar test of past tense form which consisted of 10 questions of fill the blanks and 10 multiple-choices.

The students was given pre-test before the treatment. The pre-test used to find out the students' grammar. The post-test was used to measure whether there

was improvement of the students' English ability in past tense after being treated Mistake buster technique to the experimental class while the control class was using conventional method.

E. Data Collecting Procedure

There were some steps that the researcher does in collecting data. The steps are verified as follow:

1. Pre-test

In the first meeting, the researcher gives pre-test to the experimental class and the control class that have been chosen. The test is applied to measure the students' English ability in past tense before the treatment. The researcher will distribute the test and answer sheet to the students in both experimental and control class. The students have to answer the test based on the instruction of the test.

2. Treatment

After being given the pre-test, the students in experimental class will be treated by using Mistake buster technique, while the control class will using conventional method. Both of the class will be taught the Past Tense form based on the lesson plan of teaching and learning process. Before giving treatment, the researcher explain what the students' role and motivates them. The researcher gives some methods and tips in learning grammar especially in past tense. The researcher will give treatment within ten meetings.

The procedure of teaching past tense using Mistake buster consisted of three stages. They are pre-teaching, whilst teaching and post teaching.

a) Pre-Teaching

The first step of the teaching process is called pre-teaching stages. It is usually about 10 minutes. The teacher greets the student readiness of study. Then, the teacher tells them the purpose and basic competencies that must be reached in the teaching and learning process. After that, the teacher can ask students about some important point of the past tense. The points might be the auxiliary verb be (was and were). The main verb (S + V2), the use of when and while and its punctuation, that can be used to retell an action that was in progress in the past.

The teacher shows the text to the students. Then, ask them to read the whole text while it is discussed. The text is discussed in order to make the students understand what the story is about. However, the teacher doesn't need to take longer time to discuss it.

There are several sentences which are bold in the text. Those sentences are in the form past tense. The teacher writes one of those sentences in the board. Then the teacher explains about the form and the use of the past tense. Through the sentences which are being discussed, the teacher gives some more examples.

b) Whilst Teaching

This stage divided into three parts: exploration, elaboration, and confirmation. *Exploration:* the teacher provides students with several pictures. Those listed-pictures will be tools for teacher in building students' knowledge

and activating their schemata about the topic that will be discussed. In this phase, the teacher emphasizes the form of WH question in Past Tense. Actually, the pictures related to the text.

Elaboration: in this part, the teacher provides several tasks for the students. These task use for measuring their understanding in the Past Tense form. In addition, there are several tasks that will be given to the students in order to assess their ability in writing past form. They are correcting the mistake of the text.

One of the appropriate techniques to be implemented to the teaching Past Tense is Mistake buster technique. In this technique, teacher devices students into some group works. In grouping the students, teacher should consider the different level of the students. An ideal group should contain both the low-students and the high-ones. Thus, it is better for teacher to handle up the grouping than just let the students choose their own group member. The amount of the group is based on the number of the students on the class.

The worksheet is consisted of about ten questions. Each group is asked to complete the worksheet in a quick time. The first group which is finished quickly will be given a reward by the teacher. It means that one group competes with others group.

Confirmation: In this part, the teacher and students discuss about the mistakes being corrected. The teacher stimulates the students to point out the use of past tense and get them make a pattern of positive and negative sentences

in the past tense. The teacher calculates the score of each group. The group that gets the best score is the winner. The teacher gives reflection about the lesson.

c) Post Teaching

In last stages of meaning, the teacher give feedback to the students toward the process and learning achievement. Then teacher concludes or summarize the lesson by her/him or together with the students.

3. Post test

Post-test will be given to the experimental class aims to measure whether the use of Mistake buster technique is effective to improve the students' English ability in past tense, while the control class using conventional method after the treatment.

F. Data Analyses Technique

To analyze the data, the researcher applied some steps:

1. The formula used in scoring the students' correct answers was

$$\text{Total grade} = \frac{\text{Total correct}}{\text{Total items}} \times 100$$

(Brown, 2014)

2. The scale in classifying the students' score was

Table 1
Classification of the Students' Score

	Scale	Classification
A	90 – 100	Excellent
B	80 – 89	Good

C	70 – 79	Adequate
D	60 – 69	Inadequate/unsatisfactory
F	Bellow 60	Failing/unacceptable

(Brown, 2014)

3. The formula in calculating the mean score was

$$\bar{x} = \frac{\sum x}{N}$$

Where:

\bar{x} = mean score

$\sum x$ = sum of all scores

N = total number of the respondents

(Tiro, 2011)

4. The formula in calculating the standard deviation was

$$SD = \sqrt{\frac{SS}{N}}, \text{ where } SS = \sum X^2 - \frac{(\sum X)^2}{N}$$

Where:

SD = standard deviation

SS = the sum of square

N = total number of the subjects

$\sum x^2$ = the sum of all square; each score is squared and all the squares are added up

$(\sum x)^2$ = the square of the sum; all the scores are added up and the sum is square.

(Tiro, 2011)

5. Finding out the significant difference.

The formula will be used in finding out the significant difference between students' score of both experimental and controlled class in Pre-Test and Post-Test is:

$$t = \frac{\bar{X}^1 - \bar{X}^2}{\sqrt{\left(\frac{SS_1 + SS_2}{n_1 + n_2 - 2}\right)\left(\frac{1}{n_1} + \frac{1}{n_2}\right)}}$$

Where:

- t = test of significance
- \bar{x}_1 = mean score of experimental group
- \bar{x}_2 = mean score of controlled group
- SS_1 = sum square of experimental group
- SS_2 = sum square of controlled group
- n_1 = number of students of experimental group
- n_2 = number of students of control group

(Tiro, 2011)

CHAPTER IV

FINDING AND DISCUSSION

This chapter particularly presents the findings of the research which were presented as data description, and the discussion of the findings reveals argument and further interpretation of the findings. In this chapter, the researcher analyzed the data consisting of the result of pre-test and post-test either in experimental class or control class.

A. Findings

The findings of the research were based on the results of the data analysis. Data analysis was used to measure the effectiveness of the technique. Grammar test consisted of pre-test and post-test. The pre-test was given to find out the students' grammar mastery especially in the simple past tense before presenting Mistake Buster technique, and the post-test was given to find out the improvement of the students' grammar mastery after giving the treatment.

1. The Classification of Students' Pre-test Scores in Experimental and Control Class

The next page table shows the distribution of the frequency and the percentage of final score of the students' grammar mastery at the Second Grade Students of SMP Guppi Samata Gowa Regency in pre-test and post-test in the experimental class.

Table 2
The distribution of frequency and percentage score of
the experimental class score in pre-test

No.	Classification	Score	Frequency	Percentage
1.	Excellent	90 – 100	0	0%
2.	Good	80 – 89	0	0%
3.	Adequate	70 – 79	1	5%
4.	Inadequate/unsatisfactory	60 – 69	8	40%
5.	Failing/unacceptable	Bellow 60	11	55%
Total			20	100 %

Table 2 above shows the rate score percentage of the experimental class in the pre-test from 20 students. Based on the table, most of the students had the poor score in grammar mastery. It was proven that the students' score was extremely bellow the adequate area (95%) while the rest (5%) obtained the adequate score. The total of the students that had the poor score were 19 students from 20 students. It can be seen from the table above that 8 (40%) students obtained the inadequate score and 11 (55%) students obtained the failing score.

Table 3
The distribution of frequency and percentage of
the control class score in pre-test

No.	Classification	Score	Frequency	Percentage
1.	Excellent	90 – 100	0	0%
2.	Good	80 – 89	0	0%

3	Adequate	70 – 79	2	10%
4.	Inadequate/unsatisfactory	60 – 69	2	10%
5.	Failing/unacceptable	Bellow 60	16	80%
Total			20	100 %

Based on the table 3, in the previous page shows the rate score percentage of the control class in the pre-test from 20 students. None of the student was above the adequate score (excellent and good score). There were only 2 (10%) students obtained the adequate score. The students were extreemly bellow the adequate score (90%). There were 2 (10%) students obtained the inadequate score and 16 (80%) students obtained the falling score.

As same as the pre-test of the experemental class, most of them had poor score in grammar mastery. It was proven by the rate percentage of the experimental class and the control class. There were 95% students in the experimental class and 90% students in the control class obtained poor score.

2. The Classification of Students' Post-test Scores in Experimental and Control Class.

The following table shows the distribution of frequency and percentage of final score of teaching grammar at the Second Grade Students of SMP Guppi Samata Gowa Regency in post-test for the experimental and the control class.

Table 4
The distribution of frequency and percentage of
the experimental class score in post-test

No.	Classification	Score	Frequency	Percentage
1.	Excellent	90 – 100	1	5%
2.	Good	80 – 89	8	40%
3	Adequate	70 – 79	8	40%
4.	Inadequate/unsatisfactory	60 – 69	3	15%
5.	Failing/unacceptable	Bellow 60	0	0%
Total			20	100%

The rate percentage of score of the experimental class in the post-test from 20 students as **table 4** in the previous page shows that most of the students had improved their grammar mastery. It proved that 17 (85%) students got 70-100 or above the adequate score while the rest of the them obtained bellow the adequate score. There were 1 (10%) student obtained the excellent score, 8 (40%) students obtained the good score, 8 (40%) students obtained the adequate score, 3 (15%) students obtained the inadequate and none students obtained the failing score.

Table 5
The distribution of frequency percentage of
control class score in post-test

No.	Classification	Score	Frequency	Percentage
1.	Excellent	90 – 100	1	5%
2.	Good	80 – 89	1	5%

3	Adequate	70 – 79	6	30%
4.	Inadequate/unsatisfactory	60 – 69	6	30%
5.	Failing/unacceptable	Bellow 60	6	30%
Total			20	100%

While, the rate percentage of score of the control class in post test from 20 students as **table 8** above shows, 8 (40%) students obtained the adequate score upward; 1 (5%) student obtained the excellent score 1 (5%) students obtained the good score and 6 (30%) students obtained the adequate score. Some of the students 12 (30%) obtained bellow the adequate score; 6 (30%) students obtained the inadequate score, and 6 (30%) students obtained the failing score.

3. The Mean Score and Standard Deviation of Experimental Class and Control Class in Pre-test and Post-test

After calculating the result of the students score, the mean score and standard deviation of both classes can be presented in the following table.

Table 6
The mean score and standard deviation of experimental class and controlled class in post-test

Class	Pre-test		Post-test	
	Mean Score	Standard Deviation	Mean Score	Standard Deviation
Experimental	48.50	17.18	75.75	8.78
Control	38.50	18.71	64.15	13.70

The table 6 above shows that, the mean score of experimental class in pre-test was (48.50) and the standard deviation of experimental

class was (17.18), and the mean score of control class in pre-test was (38.50) and its standard deviation was (18.71). While the mean score of experimental class in post-test was (75.75) and the standard deviation of experimental class was (8.78), and the mean score of control class in post-test was (69.15) and its standard deviation was (13.70). It can be concluded from both of the tests; the experimental class obtained the greater mean score in the post test than the control class.

4. The Independent Sample Test of Experimental Class and Control Class

After calculating the result of mean and standard deviation the score, the independent sample test both classes can be presented in the following table.

Table 7
Independent Samples Test of Pre-test and Post-test in
Experimental Class

	Levene's Test for Equality of Variances		t-test for Equality of Means						
	F	Sig.	t	Df	Sig. (2-tailed)	Mean Difference	Std. Error Difference	95% Confidence Interval of the Difference	
								Lower	Upper
Score Equal variances assumed	10.371	.003	-6.318	38	.000	-27.25000	4.31300	-35.98121	-18.51879
Equal variances not assumed			-6.318	28.290	.000	-27.25000	4.31300	-36.08070	-18.41930

Based on the table 7 above, the result of Sig.(2-tailed) between pre-test and post-test in experimental class was (0.000). The result of the test shows that sig.(2-tailed) was lower than the level of significance (0.05). Thus the conclusion based on statistical interpretation ($0.000 < 0.05$) was the students' grammar mastery improve significantly using Mistake Buster technique.

Table 8
Independent Samples Test of Pre-test and Post-test in
Control Class

	Levene's Test for Equality of Variances		t-test for Equality of Means						
	F	Sig.	t	Df	Sig. (2-tailed)	Mean Difference	Std. Error Difference	95% Confidence Interval of the Difference	
								Lower	Upper
Score Equal variances assumed	4.779	.035	-4.946	38	.000	-25.65000	5.18590	-36.14830	-15.15170
Equal variances not assumed			-4.946	34.816	.000	-25.65000	5.18590	-36.17992	-15.12008

The table 8 above shows that the value of sig.(2-tailed) between pre-test and post-test in control class was (0.000). It was shown that the level of significance (0.05) was higher than sig.(2-tailed) (0.000). Based on the statistical interpretation, sig.(2-tailed) $0.000 < 0.05$ concluded that there was significant

improvement in students' grammar mastery without using Mistake Buster technique in control class.

The significant score between experimental and control class can be known by using independent sample test. The result of t-test can be seen in table 9 as following table:

Table 9
Independent Samples Test of Post-test in
Experimental and Control Class

	Levene's Test for Equality of Variances		t-test for Equality of Means							
	F	Sig.	t	Df	Sig. (2-tailed)	Mean Difference	Std. Error Difference	95% Confidence Interval of the Difference		
								Lower	Upper	
Score Equal variances assumed	2.063	.159	-3.189	38	.003	-11.60000	3.63763	-18.96400	-4.23600	
Equal variances not assumed			-3.189	32.353	.003	-11.60000	3.63763	-19.00645	-4.19355	

The table 8 above shows that the value of sig.(2-tailed) between pre-test and post-test in control class was (0.003). It was shown that the level of significance (0.05) was higher than sig.(2-tailed) (0.003). Based on the statistical

interpretation, sig.(2-tailed) $0.003 < 0.05$ concluded that there was significant improvement in students' grammar mastery between using Mistake Buster technique in experimental class while in control class using conventional.

The result of the independent sample test shows that there was significant difference between the experimental class who obtained treatment by using Mistake Buster technique in teaching grammar with control class who obtained treatment by conventional method. The statement was proved by the result of sig.(2-tailed) 0.003 lower the level of significance 0.05 and the degree of freedom $(N_1 + N_2) - 2 = (20 + 20) - 2 = 38$.

B. Discussion

Mistake Buster technique is a suitable strategy applied in the classroom in teaching grammar. This strategy helped the students to improve their grammar mastery. By applied Mistake buster technique. The students had appropriate behaviors in learning grammar. In the classroom, the teacher facilitates learning by giving opportunities, giving feedback toward the process and learning achievement. This technique is very effective in getting students' attention and participation.

In this study, several things have been inferred logically. ***First***, for both classes, they were inclined to have similar problems in learning grammar process. For example, when they were conducting a pre-test, most of them had inadequate and failing score. ***Second***, before applying Mistake Buster technique in experimental class, the students' ability was very difference. Most of the students were in the lowest level; inadequate and failing score, the least of them

were in adequate, good and excellent score. *Third*, after applying Mistake Buster technique, students in experimental class showed their improvement. Most of them are in excellent, good, and adequate score. On the other hand, none of them was in the inadequate and failing score.

Analysis of the mean score gap in the post-test between the experimental and control class ensured if the strategy used was effective. The mean score of the experimental class was 75.75 and 61.64 for control class. It means the gap of the students' score of the experimental and control class is 14.11. Furthermore, the independent sample test analysis of sig.(2-tailed) 0.003 was lower than the level of significance 0.05. The explanation of the gap between the two classes indicated that the experimental class showed high improvement than the control class. It means that there was significant improvement of the students' grammar mastery using Mistake Buster technique to at the Second Grade Students of SMP Guppi Samata Gowa Regency, so the alternative hypothesis (H_a) was accepted.

To sum up, based on the result of this study, which shows the students' scores were much higher after the treatment in experimental class using Mistake Buster technique. The use of Mistake Buster technique was surely beneficial to improve the students' grammar mastery. Some statements from experts that can support this thesis. Huynh (2003) demonstrates that the use mistake buster can bring the students fun and exhilarating in the lesson. In the learning process, the teacher can vary his or her technique from teacher centered to the students

centered learning. In the classroom, the teacher facilitates learning by giving opportunities, giving feedback toward the process and learning achievement.

Furthermore, Fusha (2014), Amtiran (2016) and Roshada (2015) in their research found that mistake buster technique can improve the students' grammar, especially simple past tense. The mistake buster helped the students to solve their mistake when they were learning. The students was enjoy and active in the learning process. The students who were using Mistake Buster technique explicitly enhances their knowledge and makes better their grammar mastery.

In summary, the researcher asserted that Mistake Buster technique is one of various strategy that useful in teaching grammar. There were some points that make Mistake Buster technique in teaching grammar was effective. They were: the student was able to find their own mistakes in the learning grammar process in classroom. It could help the students to correct their mistakes and improve their grammar. The students were easy to overcome their problems in learning because they were able to share and look for solutions after learning grammar process. The students were able to focus toward each points or goals during the learning process. The students had a plan for learning grammar that made the students able to solve their lack in learning process.

CHAPTER V

CONCLUSION AND SUGGESTION

This chapter presents the conclusions as well as few suggestions of this study. Suggestions and conclusions were taken based on findings in this research.

A. Conclusion

Based on the result of the data analysis, research findings, and discussion in the previous chapter, the researcher concluded that the students' English ability in past tense after using Mistake Buster technique to the second grade students of MTs Guppi Samata Gowa Regency was improve significantly. It means that the research hypothesis (H_a) was accepted. The improvement can be seen through the independent sample test that the result of sig.(2-tailed) (0.003) was lower than the level of significance (0.005). The result of the analysis indicated that teaching students' grammar using Mistake Buster technique in experimental class was effective especially in teaching the simple past tense.

B. Suggestions

Considering the conclusion, the researcher puts forward some suggestions as follows:

1. Mistake buster technique is suggested to use this strategy for teacher as an appropriate strategy in teaching students' grammar.
2. Mistake buster technique is suitable for the beginner in English to increase their grammar mastery especially in the simple past tense.

3. Mistake buster technique is suitable technique to reduce mistakes in the use of the simple past tense.
4. Mistake buster technique not only can be used for the beginner but also for all level.
5. Mistake buster technique was proven effective in teaching students' grammar especially in the simple past tense, so it is suggested for next researcher to find out another significance in using Mistake buster technique in teaching English skills and next levels.



BIBLIOGRAPHY

- Arikunto, Suharsimi. *Prosedur Penelitian Suatu Pendekatan Praktik*. Jakarta: Rineka Cipta. 2013.
- Amtiran, SY., Artawa, IK., Putra, AG. *Using Mistake Buster in Teaching Past Tense at X AP 1 of SMK Pariwisata Triatma Jaya Bandung*. Journal of Language and Translation, Vol. 2, No. 3 (2016): p.p. 1-14. Retrieved on December 25th, 2016 from: <http://ojs.unud.ac.id>.
- Brown, Douglas H. *Language Assessment; Principles and Classroom Practice*. Unites States of America: Pearson Education, Inc. 2003.
- Chin, Ann. *Grammar for Writing*. New York: Sadlier. 2015.
- Cowan, Ron. *Teacher's Grammar of English*. New York: Cambridge University Press. 2008.
- Cullen, R. *Grammar instruction; The Cambridge Guide to Pedagogy and Practice in Second Language Teaching*. Cambridge: Cambridge University Press. 2012.
- Fromkin, V., Rodman, R., Hyams, N. *An Introduction to Language*. USA: Wadsworth Cengage Learning. 2011. Retrieved on March 15th, 2013 from: <http://www.cengage.com>
- Fusha, Lina. *The Use of Mistake Buster Technique to Improve Students' Grammar Mastery (A Classroom Action Research of Eight Grade Students of Mts. Nu Miftahul Ma'arif Kaliwungu Kudus in Academic Year 2013/2014)*. A thesis: Department Of English Education Faculty Of Teacher Training And Education University Of Muria Kudus. 2014.
- Hanifa, GI., Tiarina, Y. *Using the Mistake Buster Technique in Teaching Grammar To Junior High School Students*. Journal of English Language Teaching, Vol. I, No.2 (2003): p.p. 341-347.
- Hayland, Ken. *Genre and Second Language Writing*. U.S.A: University of Michigan Press. 2004.
- Hedgcock, JS., Dana R. Ferris. *Teaching Readers of English (Students, Text, and Contexts)*. New York: Routledge. 2009. Retrived on April 26th, 2016 from: <http://books.google.co.id>
- Huynh, Hai KP. *Getting Students Actively Involved Using The Mistake Buster Technique*. The TESL Journal, Vol. X, No. 7 (2003). Retrived on December 25th, 2016 from: <http://itesjl.org/Technique/Huynh-MistakeBuster.html>
- Kjosmen, Y. *The Mistake Buster Complete (An Article)*. 2015. Retrieved on December 25th, 2016 from: <http://slidedhot.com/resources/the-mistake-buster-complete.htm>

- Kollin, Martha., Funk, Robert. *Understanding English Grammar*. New York: Pearson. 2010.
- Mark, A., Kathy, A. *Text Type in English*. Australia: MacMillan Education. 2003.
- Nachiengmai, Yawalak. *The Teaching of Grammar (An Article)*. Retrieved on January 13th, 2017 from: <http://www.teyl-j.org/TheTeachingOfGrammar.htm>
- Nordquist, Richard. *The value of Studying Grammar (An Article)*. 2016. Retrieved on December 25th, 2016 from: <http://grammar.about.com/od/grammarfaq/f/grammarvalue.htm>
- Palmer, FR., Greenbaum, S. *Tense-The Oxford Companion to the English Language Education*. New York: Oxford University Press. 2004.
- Pardiyono. *Teaching Genre-Based Writing*. Yogyakarta: C.V Andi Offset. 2007.
- Richard, Jack C., Rappen Randi. *Toward Pedagogy of Grammar Instruction*. RELC Journal, Vol. 45 No. 1 (2014): p.p. 5 –25. Retrived on December 25th, 2016 from: <http://rel.sagepub.com>
- Roshada, SH. *The Effectiveness of Mistake Buster Technique to Teach Simple Past Tense – An Experimental Research on the Tenth Graders of SMAN 3 Demak in Academic Year of 2015/2016*. A thesis: English Education Department College of Language Sultan Agung Islamic University Semarang. 2015.
- Septiani, Reni. *The Correlation between Grammar Mastery and writing Ability*. A thesis: English Education Department UIN Syarif Hidayatullah Jakarta. 2014.
- Sravani. *Why Grammar Is Important in Communication (an Article)*. 2015. Retrieved on December 25th, 2016 from: <http://content.wisestep.com/why-grammar-is-important-in-communicatio.htm>
- Sugiyono. *Metode Penelitian Pendidikan; Pendekatan Kuantitatif, Kualitatif, dan R&D*. Bandung: Alfabeta. 2010.
- Thornbury S. *How to Teach Grammar*. Harlow: Pearson Education/Longman. 1999.
- Tiro, Muhammad Arif. *Dasar-dasar Statistika; Edisi Ketiga*. Makassar: Andira Publisher. 2011.
- Ur, Penny. *A Course in Language Teaching*. Melbourne: Cambridge University Press, 1996.



APPENDICES

UNIVERSITAS ISLAM NEGERI
ALAUDDIN
M A K A S S A R

APPENDIX A
The Row Score of the Students' Pre-test and Post-test
in Experimental Class

No	Name	Pre-test	Post-test
1	Ahmad	40	70
2	Subair	50	75
3	Faisal	50	80
4	Haikal Priangga	30	70
5	Dian Lestari	40	70
6	Lusy Rahmawati	35	65
7	Iswandi	60	75
8	Awal Anugrah	65	85
9	Jumariah	30	60
10	Anita	20	60
11	Nur Syamsi	50	75
12	Ade Resky Safitri	65	85
13	Aqiva Laisya	40	80
14	Asrul	10	80
15	Haslina	60	95
16	Ananda Putri	65	85
17	Lisa Aulia Putri	70	75
18	Fadillah	65	70
19	Rivaldi	60	80
20	Fitra Arfandi	65	80
	Total	970	1515
	Mean	48.5	75.75

ALA UDDIN
M A K A S S A R

APPENDIX B

The Row Score of the Students' Pre-test and Post-test in Control Class

No	Name	Pre-test	Post-test
1	Riska	30	65
2	Nur Hikmah	60	55
3	Satriana	30	60
4	Nurul Fitrah Saleh	30	90
5	Nuraini	35	35
6	Rina Angraeni	30	58
7	Nur Isnaeni	30	85
8	Selfani	50	70
9	Serli	60	78
10	Wahyudi	20	38
11	Sahrul	20	70
12	Muh. Rival	10	63
13	Muh. Takwa	50	60
14	Bagas Ananda	20	75
15	Muh. Tegar	50	50
16	Nurdiana	75	75
17	Nur Intan Natasya	70	70
18	Nur Halisa	20	65
19	Reski Rahayu	55	58
20	Sarianti	25	63
	Total	770	1283
	Mean	38.5	64.15

APPENDIX C

Data Analysis of Pre-test in Experimental and Control Class

Group Statistics				
group	N	Mean	Std. Deviation	Std. Error Mean
score pre-test Experiment	20	48.5000	17.17556	3.84057
pre-test Control	20	38.5000	18.71532	4.18487

Independent Samples Test of Pre-test in Experimental and Control Class

	Levene's Test for Equality of Variances		t-test for Equality of Means						
	F	Sig.	t	df	Sig. (2-tailed)	Mean Difference	Std. Error Difference	95% Confidence Interval of the Difference	
								Lower	Upper
Score Equal variances assumed	.470	.497	1.761	38	.086	10.00000	5.68007	-1.49869	21.49869
Equal variances not assumed			1.761	37.723	.086	10.00000	5.68007	-1.50146	21.50146

APPENDIX D

Data Analysis of Pre-test and Post-test in Experimental Class

Group Statistics

group		N	Mean	Std. Deviation	Std. Error Mean
score	pre-test Experiment	20	48.5000	17.17556	3.84057
	post-test Experiment	20	75.7500	8.77721	1.96264

Independent Samples Test of Pre-test and Post-test in Experimental Class

	Levene's Test for Equality of Variances		t-test for Equality of Means						
	F	Sig.	t	df	Sig. (2-tailed)	Mean Difference	Std. Error Difference	95% Confidence Interval of the Difference	
								Lower	Upper
Score Equal variances assumed	10.371	.003	-6.318	38	.000	-27.25000	4.31300	-35.98121	-18.51879
Equal variances not assumed			-6.318	28.290	.000	-27.25000	4.31300	-36.08070	-18.41930

APPENDIX E

Data Analysis of Pre-test and Post-test in Control Class

Group Statistics					
group		N	Mean	Std. Deviation	Std. Error Mean
score	pre-test Control	20	38.5000	18.71532	4.18487
	post-test Control	20	64.1500	13.69700	3.06274

Independent Samples Test of Pre-test and Post-test in Control Class

	Levene's Test for Equality of Variances		t-test for Equality of Means						
	F	Sig.	t	Df	Sig. (2-tailed)	Mean Difference	Std. Error Difference	95% Confidence Interval of the Difference	
Score Equal variances assumed	4.779	.035	-4.946	38	.000	-25.65000	5.18590	-36.14830	-15.15170
Equal variances not assumed			-4.946	34.816	.000	-25.65000	5.18590	-36.17992	-15.12008

APPENDIX F

Data Analysis of Post-test in Experimental and Control Class

Group Statistics				
group	N	Mean	Std. Deviation	Std. Error Mean
score post-test Control	20	64.1500	13.69700	3.06274
post-test Experiment	20	75.7500	8.77721	1.96264

Independent Samples Test of Post-test in Experimental and Control Class

	Levene's Test for Equality of Variances		t-test for Equality of Means						
	F	Sig.	t	df	Sig. (2-tailed)	Mean Difference	Std. Error Difference	95% Confidence Interval of the Difference	
								Lower	Upper
Score Equal variances assumed	2.063	.159	-3.189	38	.003	-11.60000	3.63763	-18.96400	-4.23600
Equal variances not assumed			-3.189	32.353	.003	-11.60000	3.63763	-19.00645	-4.19355

APPENDIX G

LESSON PLAN 1st and 2st MEETING

Subject : Grammar
 Class/school : 2nd Grade/SMP Guppi Samata Gowa Regency
 Material : The use simple past tense in recount text
 Time Allocation: 4 x 40 minutes (160 minutes)

A. STANDARD COMPETENCE

1. Students are able to understand the form of Simple Past Tense.

B. BASIC COMPETENCE

1. Students are able to use the Simple Past Tense.

C. PROCEDURE

1. Pre-Teaching
 - The teacher asks students about some important point of the past tense.
 - The teacher shows the text to the students. Then, ask them to read the whole text while it is discussed.
 - Then the teacher explains about the form and the use of the past tense. Through the sentences which are being discussed, the teacher gives some more examples.
2. Whilst Teaching (Implementation of Mistake Buster Technique)
 - *Exploration*: the teacher provides students with several pictures. In this phase, the teacher emphasizes the form of WH question in Past Tense.
 - *Elaboration*: in this part, the teacher divides students into some group works and provides several tasks for the students. They are correcting the text.
 - *Confirmation*: In this part, the teacher and students discuss about the mistakes being corrected. The teacher stimulates the students to point out the use of past tense and get them make a pattern of positive and negative sentences in the past tense.
3. Post Teaching
 - In last stages of meaning, the teacher give feedback to the students toward the process and learning achievement. Then teacher concludes or summarize the lesson by her/him or together with the students.

D. MATERIALS

Text 1

BEING LATE

Last morning, Dinar, my roommate woke up late and she had to go to school. When she wanted to take her motorcycle, in fact she could not move it because there were some motorcycles that blocked up her motorcycle. She tried to move all of the motorcycles, so that her motorcycle could move from the garage. But she could not do it. Then, she called Adel who had that motorcycle which blocked it up. After that, her friend who had that motorcycle helped her. Finally, she could move her motorcycle and rode it to go to school.

Text 2. Find the mistakes verb of the text and correct them into the correct verb in Simple past tense form with your group!

Holiday in Pasir Kencana Beach

Last week, my friend and I are bored after three weeks of holidays, so we ride our bikes to Pasir Kencana Beach, which is only five kilometers from where I live. When we arrive at the beach, we are surprised to see there is hardly anyone there. After having a quick dip in the ocean, which is really cold, we realize one reason there are not many people there. It is also quite windy. After we buy some hot chips at the takeaway store nearby, we ride our bikes down the beach for a while, on the hard, damp part of the sand. We have the wind behind us and, before we know it, we are many miles down the beach. Before we make the long trip back, we decide to paddle our feet in the water for a while, and then sit down for a rest. While we are sitting on the beach, just chatting, it suddenly dawned on us that all the way back, we would be riding into the strong wind. When we finally make it back home, we are both totally exhausted. But we learn some good lessons that day.

E. SOURCE

<http://www.englishindo.com>

F. ASSESSMENT

Please find the correct verb of the underline word bellow and write down on your book!

1. She cross over the bridge by motorcycle last night.
2. I send you a letter a month ago.
3. They leave me alone in the middle of the jungle yesterday.
4. Michael Jackson sing in his last concert at 2011.
5. My mother cook fried chicken for my birthday party last week.
6. Jokowi won the president election several years ago.
7. I try to call you yesterday, but no one pick up my phone.
8. I get a head because I work full time yesterday.
9. I would help you if I have much spare time.
10. I and my family move to Jakarta last month.

LESSON PLAN 3rd and 4th MEETING

Subject : Grammar
 Class/school : 2nd Grade/ SMP Guppi Samata Gowa Regency
 Material : The use simple past tense in recount text
 Time Allocation: 4 x 40 minutes (160 minutes)

A. STANDARD COMPETENCE

1. Students are able to understand the form of Simple Past Tense.

B. BASIC COMPETENCE

1. Students are able to use the Simple Past Tense.

C. PROCEDURE

1. Pre-Teaching

- The teacher asks students about some important point of the past tense.
- The teacher shows the text to the students. Then, ask them to read the whole text while it is discussed.
- Then the teacher explains about the form and the use of the past tense. Through the sentences which are being discussed, the teacher gives some more examples.

2. Whilst Teaching (Implementation of Mistake Buster Technique)

- *Exploration*: the teacher provides students with several pictures. In this phase, the teacher emphasizes the form of WH question in Past Tense.
- *Elaboration*: in this part, the teacher divides students into some group works and provides several tasks for the students. They are correcting the text.
- *Confirmation*: In this part, the teacher and students discuss about the mistakes being corrected. The teacher stimulates the students to point out the use of past tense and get them make a pattern of positive and negative sentences in the past tense.

3. Post Teaching

- In last stages of meaning, the teacher give feedback to the students toward the process and learning achievement. Then teacher concludes or summarize the lesson by her/him or together with the students.

D. MATERIALS

Text 1

Holiday in Semirang Waterfall

On Sunday, I and my best friend, Sari, visited Semirang Waterfall in Ungaran. It was the first time for me to visit the waterfall. When we arrived at the hill, I felt so fresh and I could enjoy the scene. The air was so pure and all I could see only green and green. In Ungaran, we took a little bit trekking to find Semirang Waterfall. It was too bad for me because the distance to see the waterfall was too far. After taking so far distance, we found Semirang Waterfall. What a beautiful waterfall. We enjoyed the nice water in the rain forest surrounding the waterfall. Hearing the sound of falling water made me peace and relax. It was also excellent drowning out background sound. Playing with the water made me feel so happy. Finally, the time was over. It was time for us to go home. It was an unforgettable moment. I really enjoyed it.

Text 2. Find the mistakes verb of the text and correct them into the correct verb in Simple past tense form with your group!

MY VERY BUSY DAY

Last Monday is a busy day for me. I spend my time to do a lot of activities from college to my home. First, at the morning, I do my presentation's assignment with my partner, she is Nurhidayah. It take 3 hours. And then we go to the campus for joining lecture. But, the lecturer say that our presentation would be started next week. It make us disappointed. The class is finished at 12.30. After that, I have to go home because my grandmother is in a bad condition. She is hospitalized. So, it is a must for me to back home at that time. When I get there, there are so many members of my family. There are about 10 people. My aunt, my niece, my uncle and some of my cousins. We all hoped that our grandmother would get better soon. Those activities make my day busy.

E. SOURCE

<http://www.englishindo.com>

F. ASSESSMENT

Please find the correct verb of the underline word bellow and write down on your book!

1. My friend plays guitar last night.
2. Toni swims in the Tanjung Bayang last week.
3. They are one of the best football team at the time.
4. Dani starts to learn English in 2010.
5. Nia prepare a beautiful candlelight dinner last night.
6. Dinda hear a popular song in the radio.
7. Maya begin an actress two years ago.
8. Samuel come to Indonesia in 1997.
9. My sister learn Japanese and Mandarin yesterday.
10. There is Thomas Cup badminton championship between Indonesia and China last Sunday.

LESSON PLAN 5th and 6th MEETING

Subject : Grammar
 Class/school : 2nd Grade/ SMP Guppi Samata Gowa Regency
 Material : The use simple past tense in recount text
 Time Allocation: 4 x 40 minutes (160 minutes)

A. STANDARD COMPETENCE

1. Students are able to understand the form of Simple Past Tense.

B. BASIC COMPETENCE

1. Students are able to use the Simple Past Tense.

C. PROCEDURE

1. Pre-Teaching
 - The teacher asks students about some important point of the past tense.
 - The teacher shows the text to the students. Then, ask them to read the whole text while it is discussed.
 - Then the teacher explains about the form and the use of the past tense. Through the sentences which are being discussed, the teacher gives some more examples.
2. Whilst Teaching (Implementation of Mistake Buster Technique)
 - *Exploration*: the teacher provides students with several pictures. In this phase, the teacher emphasizes the form of WH question in Past Tense.
 - *Elaboration*: in this part, the teacher divides students into some group works and provides several tasks for the students. They are correcting the text.
 - *Confirmation*: In this part, the teacher and students discuss about the mistakes being corrected. The teacher stimulates the students to point out the use of past tense and get them make a pattern of positive and negative sentences in the past tense.
3. Post Teaching
 - In last stages of meaning, the teacher give feedback to the students toward the process and learning achievement. Then teacher concludes or summarize the lesson by her/him or together with the students.

D. MATERIALS

Text 1

MY VACATION WITH MY BELOVED PERSONS

One day, my sister said to me that she really wanted to go to the beach. So I promised her that the next day we would go to Maron beach in Semarang. The next day, we prepared many things in the morning. We brought some foods and beverages, such as fried rice, chocolate wafers, potato chips, water and orange juice. Before going to the beach, I asked my boyfriend, Kiki, to join us going to the beach. He agreed to join and he came to my house. After that, we went to the beach. We went there by motorbike. It took 25 minutes to arrive there. Then, we bought tickets in the entrance gate. Before swimming, we changed our clothes first. We swam there for more than one hour. We felt so tired that we decided to eat the foods that we had brought. Next, my boyfriend and I created a very big sand castle, while my sister continued swimming. After that, we decided to go home because it was getting dark. On the way home, we still felt hungry. So we stopped at a Javanese restaurant to eat something. I ordered gudeg, while my boyfriend and my sister ordered rames rice. After finished eating, we paid our bills. Then, we went home. We arrived at home at 6 o'clock and we were absolutely exhausted. That was a very exhausting day, but I felt so happy that I could have a vacation with my sister and my boyfriend.

Text 2. Find the mistakes verb of the text and correct them into the correct verb in Simple past tense form with your group!

THE FLOOD

One Christmas in 2016, I am joining a final test try out at school. It is held from 8 a.m. to 2 p.m. One of my schoolmates, Rini, asks me for accompanying her to the bus stop. When we arrive there, suddenly the heavy rain fall down from the sky. Rini suggests me to go home soon while she is entering the bus. It is still raining when I am home. The rain do not stop and become bigger when the night have come. People are standing in front of their house, hoping that the flood would not come. In the middle of the night, I get news that South Purwodadi had been drowned. The next day, Purwodadi have become a flood area. All activities are paralyzed. No one go for work or school because the land had been covered by flood. However, I thank God for not allowing the flood enter my house. Even my house had been changed into an emergency kitchen. It is so crowded there. I and my father take a walk around the center market and Central Purwodadi. All that we could see was water and water. At night, the flood look like a beautiful ocean with the moonlight on it. I feel as if I am one of the passengers of Titanic who is sailing on the sea. Finally, the flood is starting to decrease in the next morning. I and my family clean our front yard together. That is the greatest flood that I had ever experienced in my hometown.

E. SOURCE

<http://www.englishindo.com>

F. ASSESSMENT

Please fill the blanks' sentences below with suitable verb and write down on your book!

1. I my drawing book yesterday.
2. I to music in my room last night.
3. My brother the newspaper.
4. My brother and I went to campus and then we in a cafeteria.
5. Anita Jhon when she reading book in library.
6. The students to zoo when they were studying animal's name.
7. Angelina to English conversation.
8. she read novel last night?
9. My brother a motorcycle three weeks ago.
10. He his examination because he studied very hard.

lost	listened	passed	had	listened
did	went	read	relaxed	met

LESSON PLAN
7th and 8th MEETING

Subject : Grammar
Class/school : 2nd Grade/ SMP Guppi Samata Gowa Regency
Material : The use simple past tense in recount text
Time Allocation: 4 x 40 minutes (160 minutes)

A. STANDARD COMPETENCE

1. Students are able to understand the form of Simple Past Tense.

B. BASIC COMPETENCE

1. Students are able to use the Simple Past Tense.

C. PROCEDURE

1. Pre-Teaching

- The teacher asks students about some important point of the past tense.
- The teacher shows the text to the students. Then, ask them to read the whole text while it is discussed.
- Then the teacher explains about the form and the use of the past tense. Through the sentences which are being discussed, the teacher gives some more examples.

2. Whilst Teaching (Implementation of Mistake Buster Technique)

- *Exploration*: the teacher provides students with several pictures. In this phase, the teacher emphasizes the form of WH question in Past Tense.
- *Elaboration*: in this part, the teacher divides students into some group works and provides several tasks for the students. They are correcting the text.
- *Confirmation*: In this part, the teacher and students discuss about the mistakes being corrected. The teacher stimulates the students to point out the use of past tense and get them make a pattern of positive and negative sentences in the past tense.

3. Post Teaching

- In last stages of meaning, the teacher give feedback to the students toward the process and learning achievement. Then teacher concludes or summarize the lesson by her/him or together with the students.

D. MATERIALS

Text 1

MY BUSY HOLIDAY

On September 12th, 2016, I thought this would be a great holiday for me because that was the holy day for Muslim people. I was so tired about the study, so I guessed this time I could get full refresh anyway. However, the fact said the other way. First like an ordinary daughter, I had to get up early morning helping my mother, of course after I prayed. Then I did my chores, cleaned up my room, and spread out my bed under the sun ray. I was really in danger if my mom knew that my room was messy. So, I made it as soon as possible. Second, my aunts called me in the afternoon. I did not meet them for a long time that was the way I kept for hours to talk with them. After that, unpredictable my neighbor visited me. She asked my help finishing her homework. At last, the time was running and I just remembered that I had a lot of homework. I got mad, confused and regretful why I did not check my homework before. Therefore, I did my homework until 2:00 a.m. the next morning. I did not feel this was holiday instead of I had to work hard and got a long ship with my homework.

Text 2. Find the mistakes verb of the text and correct them into the correct verb in Simple past tense form with your group!

My Traveling

When I am young, I do not really like traveling. I prefer playing games on the computer. I never travel abroad on the plane until 1998. At that time, I am 21 years old. My first trip is a 4 day trip to Taipei. Before I come to the airport, I do not know how to check in. All procedures are so new to me. I remember, I am so excited when the plane took off. I really enjoy my trip at that time. After that trip, I like traveling. I also travel to Korea, France, Germany, Switzerland, Italy and Austria.

My Holyday in Mount Bromo

Last week, I go to mount Bromo. I stay at my friend's house in Probolinggo, East Java. The house have a big garden with colorful flowers and a small pool. In the morning, my friend and I see mount Batok. The scenery is very beautiful. We ride on horseback. It is scary, but it is fun. Then, we go to get a closer look at the mountain. We take a rest and have lunch under a big tree. Before we get home, we go to the zoo at Wonokromo. We go home in the afternoon. We are very tired. However, I think it is really fun to have a holiday like this. I Hope my next holiday will be more interesting.

E. SOURCE

<http://www.englishindo.com>

F. ASSESSMENT

Please fill the blanks' sentences below with suitable verb and write down on your book!

1. When I lived in Singapura, I in a hospital.
2. My teachers were angry because I lazy.
3. When my sister up, it was raining.
4. My teacher new book yesterday.
5. I Julian at the Nick's party. He was handsome.
6. Maria and Rebecca to school today.
7. Yoko her car to school yesterday.
8. My friend me that he had a singing dog.
9. My father me a painting for my birthday.
10. I my painting on a wall in my bedroom.

putted drove
gave told

walked
met

brought
woke

was
worked

LESSON PLAN 9th and 10th MEETING

Subject : Grammar
 Class/school : 2nd Grade/ SMP Guppi Samata Gowa Regency
 Material : The use simple past tense in recount text
 Time Allocation: 4 x 40 minutes (160 minutes)

A. STANDARD COMPETENCE

1. Students are able to understand the form of Simple Past Tense.

B. BASIC COMPETENCE

1. Students are able to use the Simple Past Tense.

C. PROCEDURE

1. Pre-Teaching
 - The teacher asks students about some important point of the past tense.
 - The teacher shows the text to the students. Then, ask them to read the whole text while it is discussed.
 - Then the teacher explains about the form and the use of the past tense. Through the sentences which are being discussed, the teacher gives some more examples.
2. Whilst Teaching (Implementation of Mistake Buster Technique)
 - *Exploration*: the teacher provides students with several pictures. In this phase, the teacher emphasizes the form of WH question in Past Tense.
 - *Elaboration*: in this part, the teacher divides students into some group works and provides several tasks for the students. They are correcting the text.
 - *Confirmation*: In this part, the teacher and students discuss about the mistakes being corrected. The teacher stimulates the students to point out

the use of past tense and get them make a pattern of positive and negative sentences in the past tense.

3. Post Teaching

- In last stages of meaning, the teacher give feedback to the students toward the process and learning achievement. Then teacher concludes or summarize the lesson by her/him or together with the students.

D. MATERIALS

Text 1

Holiday in beach

My family likes the sea very much. When we had a holiday last year, we went to a place at the seaside and borrowed a boat from one of our friends. Then we sailed and fished on the sea all day. We also had races against other boats. When the sea was rough, we sailed on a small lake near the sea instead. We were very careful on this lake because there were a lot of sharp rocks there, and the water was shallow. We did not want to damage our friend's boat. There were not many fish in the lake, but in the sea we caught a lot with a hook, line and small pieces of bread. The fish were not very big, but they tasted very good. When the weather was fine, we sailed to the land at launch time, collected pieces of dry wood and fried or grilled our fish over them on the beach. There was an island about a mile from our friend's house, and we sailed to it. The water was very clean there, and there was a beautiful beach with white sand and no rocks. We bathed there. It was a lot of fun.

Text 2. Find the mistakes verb of the text and correct them into the correct verb in Simple past tense form with your group!

Camping

The weather is very clear. My family and I decide to go camping last holiday. Father prepare the tent and other equipment. Mother prepare the cooking and eating utensils. I take my fishing rod and my brother bring his sport equipment. When everything is ready, we leave for the camping site in country side. There are many campers when we arrive at the camping site. Unfortunately, the good location near the river had been occupied by other campers so we have to look for another place. Finally, we find a good place little bit further. It is near the big tree. After sitting up the tent, my father and I go fishing. We join other people sitting on the rock near the river. In the evening, father make a fire. Mother cook the fish we catch. I can say that it is the best fish I had ever tasted. Sleeping in tent is a very wonderful experience. I wake up early in the morning. I feel fresh. Then I accompany my brother playing ball. In the afternoon, we come back home.

E. SOURCE

<http://www.englishindo.com>

F. ASSESSMENT

Please fill the blanks' sentences below with suitable verb and write down on your book!

1. Doni for eight hour last night.
2. Last night, Mrs. Maria's baby for over an hour.
3. I a movie yesterday.
4. Abu at the movie theater after school.
5. Last year, Andi to Australia.
6. I my grandmother last week.
7. you have dinner last night?
8. Sammy in Makassar a week ago.
9. Tumming English for five years.
10. People much more to make a cell phone calls in the past.

paid	studied	worked	slept	saw
did	arrived	visited	traveled	cried

PRE-TEST

Name :

Class :

Id. No :

A. Read carefully and choose the best answer!

1. Doni for eight hour last night.
 - a. sleep
 - b. slept
 - c. slepped
 - d. sleeping
2. Last night, Mrs. Maria's baby for over an hour.
 - a. crying
 - b. cried
 - c. cry
 - d. cryed
3. I a movie yesterday.
 - a. saw
 - b. seen
 - c. see
 - d. seing
4. Abu did not at the movie theater after school yesterday.
 - a. works
 - b. working
 - c. worked
 - d. work
5. Last year, Andi to Australia.
 - a. travel
 - b. traveling
 - c. traveled
 - d. traveler
6. I my grandmother last week.
 - a. visit
 - c. visiting

- b. visits d. visited
7. you have dinner last night?
- a. Do c. Did
- b. Was d. Is
8. Sammy in Makassar a week ago.
- a. arrives c. arrive
- b. arriving d. arrived
9. Tumming English at the course five years ago.
- a. study c. studying
- b. studies d. studied
10. Did Anita . . . the bill in the cafeteria?
- a. paid c. paying
- b. pays d. pay

B. Please read carefully and fill the blanks below with the correct answer!

I was proud; I (feel) _____ like a grown up. The next afternoon, I looped the basket over my arm and (go) _____ down on the payment toward the store. When I (reach) _____ the corener, a gang of boys (grab) _____ me, knocked me down, snatched the basket, (take) _____ the money, and (send) _____ me running home in panic. The evening, I (tell) _____ my mother what had happened, but she (make) _____ no comment; she sat down at once, (write) _____ another note, (give) _____ me more money, and ordered me out to the grocery again.

C. .Make sentence based on the verb bellow into simple past tense form!

Example: *Ask* : They *asked* us to help them.

1. Leave : _____
2. Know : _____
3. Give : _____
4. Wash : _____
5. Bring : _____

6. Drink : _____
7. Do : _____
8. Invite : _____
9. Visit : _____
10. Fly : _____

☺ Good Luck

POST-TEST

Name :
Class :
Id. No :

A. Read carefully and choose the best answer!

11. Andy his bag yesterday.
a. leave c. left
b. leaved d. leaving
12. I did not the answer for that question.
a. knew c. knows
b. know d. knowing
13. He an orange last month.
a. given c. give
b. gave d. gives
14. Ditta her shoes yesterday morning.
a. wash c. washed
b. washing d. washes
15. You did not the dictionary.
a. bring c. brings
b. brought d. bringing
16. Did your father coffee yesterday?
a. drank c. drink

- b. drunk d. drinking
17. I a very interesting short story yesterday.
 a. reads c. read
 b. readed d. reading
18. they do homework last night?
 a. do c. does
 b. did d. do not
19. Miss Caroline me to her party two days ago.
 a. invited c. invite
 b. invites d. inviting
20. Dini many tourism objects like Fort Rotterdam, Benteng Somba Opu and Balla Lompoa two weeks ago.
 a. visit c. visits
 b. visiting d. visited

B. Please read carefully and fill the blanks below with the correct answer!

I had a terrible day yesterday. First, I (wake)_____ up an hour late because my alarm clock (go)_____ off. Then, I was in such a hurry that I (burn)_____ my hand when I was making breakfast. After breakfast, I got (dress)_____ so quickly that I forgot to (wear)_____ socks. Next, I (run)_____ out of the house trying to get the 9:30 bus, but of course I (miss)_____ it. I (want)_____ to take a taxi, but I didn't have enough money. Finally, I (walk)_____ the three miles to my school only to discover that it was Sunday. I hope I never (have)_____ a day as the one I has yesterday.

C. Make sentence based on the verb bellow into simple past tense form!

Example: **Ask**: They **asked** us to help them.

1. Sleep : _____
2. Cry : _____
3. See : _____
4. Work : _____
5. Travel : _____
6. Cut : _____

7. Sell : _____

8. Arrive : _____

9. Study : _____

10. Mop : _____

☺ Good Luck

1965

APPENDIX I DOCUMENTATION





UNIVERSITAS ISLAM NEGERI
ALAUDDIN
M A K A S S A R



KEMENTERIAN AGAMA
UNIVERSITAS ISLAM NEGERI ALAUDDIN MAKASSAR
FAKULTAS TARBIYAH DAN KEGURUAN

Kampus I : Jl. Sultan Alauddin No. 63 Makassar ☎ (0411) 868720, Fax. (0411) 864923
Kampus II : Jl. H.M. Yasin Limpo No. 36, Romangpolong-Gowa ☎ Tlp./Fax. (0411) 882682

Nomor : T.1/ TL.00/3365/2017
Sifat : Biasa
Lamp : 1 (satu) Rangkap Draft Skripsi
Hal : *Permohonan Izin Penelitian Menyusun Skripsi*
Kepada Yth.
Gubernur Provinsi Sulawesi Selatan
C.q. Kepala UPT P2T BKPM Provinsi Sulawesi Selatan
Di Tempat

Samata, 14 Maret 2017

Assalamu Alaikum Wr. Wb.

Dengan hormat disampaikan bahwa mahasiswa Universitas Islam Negeri Alauddin Makassar dengan identitas di bawah ini:

Nama : Andi Iswatun Hasanah
NIM : 20400112142
Semester/TA : X/2017/2018
Fakultas/Jurusan : Tarbiyah dan Keguruan/ Pendidikan Bahasa Inggris
Alamat : Perum. Bukit Manggarupi B/D.8 Sungguminasa

bermaksud melakukan penelitian dalam rangka penyusunan skripsi sebagai salah satu syarat untuk memperoleh gelar Sarjana Pendidikan (S.Pd.) dengan judul skripsi:

"The Effectiveness of Using Mistake Buster Technique to Improve the Grammar Mastery at the Second Grade Students of SMP. Guppi Samata Gowa Regency".

1. Dr. H. Abd. Muis Said, M.Ed.
2. Dra. St. Nurjannah Yunus Tekeng, M.Ed.

Untuk maksud tersebut kami mengharapkan kiranya kepada mahasiswa tersebut dapat diberi izin untuk melakukan penelitian di SMP. Guppi Samata Kab. Gowa dari Tanggal 14 Maret 2017 s.d 14 Mei 2017.

Demikian surat permohonan ini dibuat, atas perhatian dan kerjasamanya diucapkan terimakasih.



Wassalam
A.n. Rektor
Dekan

Amri
Dr. H. Muhammad Amri, Lc., M.Ag.
NIP: 19730120 200312 1 001

Tembusan:

1. Rektor UIN Alauddin Makassar sebagai laporan
2. Mahasiswa yang bersangkutan
3. Arsip



PEMERINTAH PROVINSI SULAWESI SELATAN
DINAS PENANAMAN MODAL DAN PELAYANAN TERPADU SATU PINTU
BIDANG PENYELENGGARAAN PELAYANAN PERIZINAN

Nomor : 3112/S.01P/P2T/03/2017
Lampiran :
Perihal : Izin Penelitian

KepadaYth.
Bupati Gowa

di-
Tempat

Berdasarkan surat Dekan Fak. Tarbiyah dan Keguruan UIN Alauddin Makassar Nomor : T.1/TL.00/3365/2017 tanggal 14 Maret 2017 perihal tersebut diatas, mahasiswa/peneliti dibawah ini:

Nama : **ANDI ISWATUN HASANAH**
Nomor Pokok : 20400112142
Program Studi : Pend. Bahasa Inggris
Pekerjaan/Lembaga : Mahasiswa(S1)
Alamat : Jl. Muh. Yasin Limpo No. 36 Samata, Sungguminasa-Gowa

Bermaksud untuk melakukan penelitian di daerah/kantor saudara dalam rangka penyusunan Skripsi, dengan judul :

" THE EFFECTIVENESS OF USING MISTAKE BUSTER TECHNIQUE TO IMPROVE THE GRAMMAR MASTERY AT THE SECOND GRADE STUDENTS OF SMP GUPPI SAMATA GOWA REGENCY "

Yang akan dilaksanakan dari : Tgl. **20 Maret s/d 20 Mei 2017**

Sehubungan dengan hal tersebut diatas, pada prinsipnya kami **menyetujui** kegiatan dimaksud dengan ketentuan yang tertera di belakang surat izin penelitian.

Demikian Surat Keterangan ini diberikan agar dipergunakan sebagaimana mestinya.

Diterbitkan di Makassar
Pada tanggal : 20 Maret 2017

A.n. GUBERNUR SULAWESI SELATAN
KEPALA DINAS PENANAMAN MODAL DAN PELAYANAN TERPADU SATU
PINTU PROVINSI SULAWESI SELATAN
Selaku Administrator Pelayanan Perizinan Terpadu



A. M. YAMIN, SE., MS.
Pangkat : Pembina Utama Madya
Nip. 19610513 199002 1 002

Tembusan Yth
1. Dekan Fak. Tarbiyah dan Keguruan UIN Alauddin Makassar di Makassar;
2. *Pertinggal.*

SIMAP PTSP 20-03-2017



Jl. Bougenville No.5 Telp. (0411) 441077 Fax. (0411) 448936
Website : <http://p2tbkpmmd.sulselprov.go.id> Email : p2t_provsulsel@yahoo.com
Makassar 90222





PEMERINTAH KABUPATEN GOWA
BADAN KESATUAN BANGSA DAN POLITIK

Jln. Mesjid Raya No. 30. Telepon. 884637. Sungguminasa – Gowa

Sungguminasa, 21 Maret 2017

K e p a d a

Nomor : 070/ 10 / /BKB.P/2017

Yth. Ka. SMP Guppi Samata

Lamp : -

Perihal : Rekomendasi Penelitian

Di-

T e m p a t

Berdasarkan Surat Dinas Penanaman Modal dan Pelayanan Terpadu Satu Pintu Provinsi Sul-Sel Nomor: 3112/S.01P/P2T/03/2017 tanggal 20 Maret 2017 tentang Rekomendasi Penelitian

Dengan ini disampaikan kepada saudara bahwa yang tersebut di bawah ini:

Nama : **ANDI ISWATUN HASANAH**
Tempat/Tanggal Lahir : Tanete, 15 Juni 1994
Jenis kelamin : Perempuan
Pekerjaan/Lembaga : Mahasiswa (S1)
Alamat : Jl. Mangka Dg. Bombong Perum. Bukit Manggarupi B/D 8

Bermaksud akan mengadakan Penelitian/Pengumpulan Data dalam rangka penyelesaian Skripsi/Tesis di wilayah/tempat Bapak/Ibu yang berjudul ***“THE EFFECTIVENESS OF USING MISTAKE BUSTER TECNIQUE TO IMPROVE THE GRAMMER MATERY AT THE SECOND GRADE STUDENTS OF SMP GUPPI SAMATA GOWA REGENCY”***

Selama : 20 Maret 2017 s/d 20 Mei 2017
Pengikut : Tidak Ada

Sehubungan dengan hal tersebut di atas, maka pada prinsipnya kami dapat menyetujui kegiatan tersebut dengan ketentuan :

1. Sebelum dan sesudah melaksanakan kegiatan kepada yang bersangkutan harus melapor kepada Bupati Cq. Badan Kesatuan Bangsa dan Politik Kab.Gowa;
2. Penelitian/Pengambilan Data tidak menyimpang dari izin yang diberikan.;
3. Mentaati semua peraturan perundang-undangan yang berlaku dan mengindahkan adat istiadat setempat;
4. Menyerahkan 1 (satu) Eksemplar copy hasil penelitian kepada Bupati Gowa Cq. Kepala Badan Kesatuan Bangsa dan Politik Kab.Gowa.

Demikian disampaikan dan untuk lancarnya pelaksanaan dimaksud diharapkan bantuan seperlunya.

An. BUPATI GOWA
KEPALA BADAN,


DRS. BAHARUDDIN.T

Pangkat : Pembina Tk. 1

NIP : 19600124 197911 1 001

Tembusan :

1. Bupati Gowa (sebagai laporan);
2. Kadis Pendidikan Kab. Gowa;
3. Dekan Fak. Tarbiyah dan Keguruan UIN Alauddin Makassar;
4. Yang bersangkutan;
5. Pertinggal.-



**YAYASAN PESANTREN PEMBANGUNAN
MA'HAD MANAHILIL ULUM GUPPI TK.I SULAWESI SELATAN
SMP PST. GUPPI SAMATA**

Alamat: Jl. H.M Yasin Limpo Kel. Romang Polong Kec. Somba Opu Kab. Gowa Telp 081343810064

SURAT KETERANGAN
NOMOR: 14/PPMU/GUPPI/SMP/III/2017

Yang bertanda tangan di bawah ini, Kepala SMP GUPPI Samata menerangkan bahwa:

Nama : **ANDI ISWATUN HASANAH**

Tempat/Tgl. Lahir : Tanete, 15 Juni 1994

NIM : 20400112142

Jurusan : Pendidikan Bahasa Inggris

Fakultas : Tarbiyah dan Keguruan

Benar yang bersangkutan telah melakukan penelitian di SMP PST. GUPPI Samata dengan Judul:

"THE EFFECTIVENESS OF USING MISTAKE BUSTER TECHNIQUE TO IMPROVE THE GRAMMER MATERY AT THE SECOND GRADE STUDENTS OF SMP GUPPI SAMATA GOWA REGENCY"

Penelitian dilakukan sejak Maret s/d Mei 2017. Demikian Surat Keterangan ini dibuat untuk digunakan sebagaimana mestinya

Samata, 24 Maret 2017

Kepala Sekolah,

AMRI, S.Pd., MM

NIP. 19810616 200501 1 005



CURRICULUM VITAE



The researcher, Andi Iswatun Hasanah, was born on June 15th, 1994 in Tanete Soppeng Regency, South Sulawesi. She has a sister. She is the first daughter of H. A. Mustari and Hj. Judarmiati, S.Pd. The big motivation of him is her parents.

In 2000, She started her education in SDN 50 Tarawang Soppeng Regency and graduated in 2006. She continued his study in SMPN 1 Marioriawa Soppeng Regency and graduated in 2009. Then she continued her study in SMAN 1 Marioriawa Soppeng Regency and graduated in 2012.

In next years in 2012, she continued her study at State Islamic University (UIN) Alauddin Makassar. Besides a student at the University, she was also active in extra organization namely NGC (New Generation Club), and IGSMA.

UNIVERSITAS ISLAM NEGERI
ALAUDDIN
M A K A S S A R