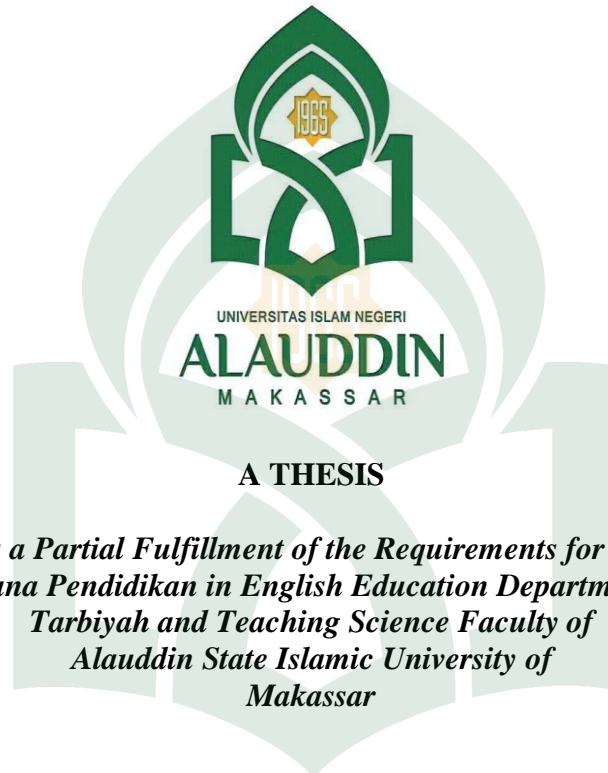


**TEACHING ADJECTIVE CLAUSE BY USING GROUP
INVESTIGATION (GI) TO THE ELEVENTH
GRADE OF EXACT DEPARTMENT
STUDENTS OF SMAN 1
MAMUJU**



A THESIS

*Submitted as a Partial Fulfillment of the Requirements for the Degree of
Sarjana Pendidikan in English Education Department of
Tarbiyah and Teaching Science Faculty of
Alauddin State Islamic University of
Makassar*

Written By:

Muhammad Mas'ud MS
Reg. Number: 20400113130

**ENGLISH EDUCATION DEPARTMENT
TARBIYAH AND TEACHING SCIENCE FACULTY
ALAUDDIN STATE ISLAMIC UNIVERSITY OF MAKASSAR
2017**

PRONOUNCEMENT

This is to certify that I myself write this thesis entitled "Teaching Adjective Clause by Using Group Investigation (GI) to the Eleventh Grade of Exact Department Students of SMAN 1 Mamuju. This is not plagiarism or made by others. In other words, all of other people's works are written in quotation, the sources of which are listed in the bibliography. If then this pronouncement proves incorrect, I am ready to accept any academic punishment.

Samata, October 6th 2017

The researcher,



Muhammad Mas'ud MS
NIM 20400113130

UNIVERSITAS ISLAM NEGERI
ALAUDDIN
M A K A S S A R


PERSETUJUAN PEMBIMBING

Pembimbing penulisan skripsi saudara Muhammad Mas'ud MS NIM. 20400113130, mahasiswa Jurusan Pendidikan Bahasa Inggris pada Fakultas Tarbiyah dan Keguruan UIN Alauddin Makassar, setelah dengan seksama meneliti dan mengoreksi skripsi yang bersangkutan dengan judul "Teaching Adjective Clause by Using Group Investigation (GI) to the Eleventh Grade of Exact Department Students of SMAN 1 Mamuju", memandang bahwa skripsi tersebut telah memenuhi syarat-syarat ilmiah dan dapat disetujui untuk diajukan ke sidang munaqasyah.

Demikian persetujuan ini diberikan untuk dipergunakan dan diproses selanjutnya.

Samata, 6 oktober 2017

Pembimbing I



Dr. H. Muh. Rusdi T. M.Ag.
NIP. 19661215 199403 1 006

Pembimbing II



Dahniar, S.Pd., M.Pd.
NUPN. 9920100353

UNIVERSITAS ISLAM NEGERI
ALAUDDIN
MAKASSAR

PENGESAHAN SKRIPSI


Skripsi yang berjudul "Teaching Adjective Clause by Using Group Investigation (GI) to the Eleventh Grade of Exact Department Students of SMAN 1 Mamuju" yang disusun oleh saudara Muhammad Mas'ud MS, Nim: 20400113130, Mahasiswa Jurusan Pendidikan Bahasa Inggris pada Fakultas Tarbiyah dan Keguruan UIN Alauddin Makassar, telah diuji dan dipertahankan dalam sidang munaqasyah yang diselenggarakan pada hari Jumat, 24 November 2017 M bertepatan dengan 5 Rabiul Awal 1439 H dan dinyatakan dapat diterima sebagai salah satu syarat untuk mendapatkan gelar Sarjana Pendidikan (S.Pd.) pada Fakultas Tarbiyah dan Keguruan Program Studi Pendidikan Bahasa Inggris dengan beberapa perbaikan.

Sanata-Gowa, 24 November 2017M
5 Rabiul Awal 1439 H

DEWAN PENGUJI


(SK Dekan No. 2081 tertanggal 22 November 2017)

- Ketua : Dr. Muljono Damopolii, M.Ag.
Sekretaris : St. Nurpahmi, S.Pd., M.Pd.
Munaqisy I : Dr. Kamsinah, M.Pd.I.
Munaqisy II : Dr. H. Erwin Hafid, Lc., M.Th.I., M.Ed.
Pembimbing I : Dr. Muh. Rusdi T., M.Ag.
Pembimbing II : Dahniar, S.Pd., M.Pd.



Disahkan oleh:

Dekan Fakultas Tarbiyah dan Keguruan
UIN Alauddin Makassar //


Dr. H. Muhammad Amri, Lc., M.Ag.
NIP. 19730120 200312 1 001

ACKNOWLEDGMENT

Alhamdulillah Robbil 'Alamin. the researcher would like to express his deepest gratitude to the greatest and most merciful in the world and hereafter, Almighty Allah SWT who has loyally sent his endless blessing, guidance, motivation, and good health as well to the researcher. By those unpaidable things, the researcher was able to complete the thesis under the title “Teaching Adjective Clause by Using Group Investigation (GI) to the Eleventh Grade of Exact Department Students of SMAN 1 Mamuju. Salawat and Salam are always adressed to the greatest Messenger and the most beloved Prophet of Allah, Muhammad SAW, His relative, and His companion.

The researcher realizes that in carrying out and writing this thesis, a lot of people have contributed valuable suggestions, time, guidances, assistances, and advices for the completion of this thesis. Therefore, the researcher really would like to acknowledge them:

1. **Prof. Dr. H. Musafir Pababbari, M.Si.**, as the Rector of Alauddin State Islamic University of Makassar.
2. **Dr. H. Muhammad Amri, Lc., M.Ag.**, the Dean of Tarbiyah and Teaching Science Faculty of Alauddin State Islamic University of Makassar.
3. **Dr. Kamsinah, M.Pd.I. and Sitti Nurpahmi, S.Pd., M.Pd.** as the Head and Secretary of English Education Department of Tarbiyah and Teaching Science Faculty of Alauddin State Islamic Univeristy of Makassar.

4. **Dr. H. Muh. Rusdi T, M.Ag.** as the first consultant and **Dahniar, S.Pd., M.Pd.** as the second consultant who have given their valuable time, patience, positive support, guidance, and advices in writing this thesis.
5. **Sulaiha, S.Pd.** as an English teacher at SMAN 1 Mamuju who helped the researcher to conduct research in XI MIPA 3 and XI MIPA 4.
6. **Mansur** and **Syamsiah**, as the best parents in the world, who have given their patience, financial support, motivation, sacrifices, and du'a for a succesful and bright future for the researcher.
7. **Kartika Sari, Reski Amaliyah S., Masniyah, Zukri Prasetyo, Ahmad Junaid, Najamuddin, and Armadi** as the group members of KESAYANGAN group in which they and the researcher have shared a lot of things as university students and have kept encouraging one another whatever each of us does.
8. **Moh. Ridwan Angkha, Muhammad Faisal Amin, Nasruniel Haq, Abd. Rahman, Intan Purnamasari, Khadijah T, Hasnawati Midun, Dian Amaliyani, and Wiwik Mardiyatin** as the researcher close friends from KKN period to now. The ones who have taught the researcher what is life and friendship all about.
9. Special thanks to the big family of 7/8 students Batch 2013 as the researcher' classmates. Thank you very much for all your positive and endless support.

10. All of the people around the researcher's life who couldn't mention one by one. Thank you for your inspiration, motivation, kindness, and support.

The researcher realizes that the writing of this thesis is far from perfect. Remaining errors are the researcher's own; therefore, constructive criticisms and suggestions will be highly appreciated. May all our efforts are blessed by Allah SWT. Amin.

Samata, October 6th 2017

The researcher,



Muhammad Mas'ud MS
NIM. 2040013130

UNIVERSITAS ISLAM NEGERI
ALAUDDIN
M A K A S S A R

LIST OF CONTENTS

	Page
TITLE PAGE	i
PRONOUNCEMENT	ii
PERSETUJUAN PEMBIMBING	iii
PENGESAHAN SKRIPSI	iv
ACKNOWLEDGMENTS	v
LIST OF CONTENTS	viii
LIST OF TABLES	x
LIST OF APPENDICES	xi
ABSTRACT	xii
CHAPTER I. INTRODUCTION	1-6
A. Background	1
B. Problem Statement	5
C. Objective of Research	5
D. Research Scope.....	6
E. Research Significance	6
CHAPTER II. LITERATURE REVIEW	9-27
A. Review of Related Research Findings.....	9
B. Some Pertinent Ideas	11
a. Group Investigation	11
b. Adjective Clause.....	20
C. Theoretical Framework.....	25
D. Hypothesis	27
CHAPTER III RESEARCH METHOD	28-35
A. Research Design	28
B. Research Variable.....	30
C. Population and Sample.....	30
D. Research Instrument	32
E. Data Collection Procedure.....	32
F. Data Analysis Technique.....	35
CHAPTER IV FINDING AND DISCUSSION	39-46
A. Finding.....	39
B. Discussion.....	46

CHAPTER V CONCLUSION AND SUGGESTION	50-50
A. Conclusion.....	50
B. Suggestion	50
BIBLIOGRAPHY	54-55
APPENDICES	56-104
CURRUCULUM VITAE.....	105



UNIVERSITAS ISLAM NEGERI
ALAUDDIN
M A K A S S A R

LIST OF TABLES

		Page
Table 1	The Distribution of Frequency and Percentage of Pre-test Score in Experimental Class (XI MIPA 3)	40
Table 2	The Distribution of Frequency and Percentage of Pre-test Score in Control Class (XI MIPA 4).....	41
Table 3	The Distribution of Frequency and Percentage of Post-test Score in Experimental Class (XI MIPA 3).....	42
Table 4	The Distribution of Frequency and Percentage of Post-test Score in Control Class (XI MIPA 4)	43
Table 5	The Mean Score and Standard Deviation of Pre-test and Post-test in Experimental and Control Class	44
Table 6	Distribution Value of the t-test and t-table.....	45

LIST OF APPENDICES

	Page
Appendix A : The Result of the Students' Pre-test and Post-test score In experimental and control class.	56-63
Appendix B : The Mean Score of Experimental and Control C	64-64
Appendix C : Standard Deviation of Experimental and Control Class	65-66
Appendix D : The Significance Difference	67-67
Appendix E : Research Instrument.....	68-71
Appendix F : Students' Work of Pre-test and Post-test.....	72-79
Appendix G : Lesson Plan.....	80-97
Appendix H : Students' Exercises.....	98-101
Appendix I : Distribution of t-table	102-102
Appendix J : Documentation.....	103-104

ABSTRACT

Researcher : Muhammad Mas'ud MS
Reg. Number : 20400113130
Department : English Education
Faculty : Tarbiyah and Teaching Science
Title : *Teaching Adjective Clause by Using Group Investigation (GI) to the Eleventh Grade of Exact Department*

Students

of SMAN 1 Mamuju

Consultant I : Dr. Muh. Rusdi T, M.Ag.
Consultant II : Dahniar, S.Pd., M.Pd.

This research entitled Teaching Adjective Clause by Using Group Investigation (GI) to the Eleventh Grade of Exact Department Students of SMAN 1 Mamuju was conducted in order to find out whether Group Investigation is effective in teaching adjective clause or not. This research was conducted in the eleventh grade of exact department students of SMAN 1 Mamuju.

The variables of this research were Group Investigation (GI) as an independent variable and adjective clause as a dependent variable. The method used in this research was Quasi Experimental. Therefore, there were two classes used in this research; XI MIPA 3 as an experimental class and XI MIPA 4 as a control class. The total population of this research was 315 students taken from the eleventh grade students of SMAN 1 Mamuju. The total sample of this research was 64 students taken from XI MIPA 3 consisting of 34 students and XI MIPA 4 consisting of 34 students. The technique used in choosing those samples was purposive sampling. The instrument used in collecting data was test consisting of pre-test and post-test.

After teaching by using Group Investigation (GI), the researcher found that the use of Group Investigation was significantly effective to improve students' adjective clause ability. The result was supported by the significant improvement of mean score in pre-test and post-test. In experimental class, the mean score of pre-test was 52.03 (poor) and the mean score of post-test was 87.50 (very good). While in control class, the mean score of pre-test was 51.25 (poor) and the mean score of post-test was 72.18 (good). Although, both of the classes are improved, the significant improvement happened in experimental class from poor to very good score while in control class the improvement was only from poor to good score. In addition, the t-test value (7.77) was higher than t-table value (2.000). The result indicated that the use of Group Investigation (GI) to the eleventh grade of exact department students of SMAN 1 Mamuju was effective to improve students' adjective clause ability.

CHAPTER I

INTRODUCTION

This chapter presents the background, research problem, research objective, research scope, research significance, and operational definition of terms of this research.

A. *Background*

English has four important skills to master; Listening, Reading, Speaking and Writing. Both speaking and writing are productive skills which mean that people may result something on them while listening and reading are not. Resulting good speaking and writing which at the end are seen by others needs deep understanding of English grammar in order to serve them well. In other words, the quality of English particularly in academic context is determined by how depth a person understands about English grammar. Woods (2001: 11) stated that functional grammar guides you to the right expression — the one that fits what you're trying to say — by insuring that the sentence is put together correctly. People use language to communicate or to express feelings or ideas by which good grammar comprehension is needed to make sure that what people are trying to address is met or understandable. It is clear that the more people understand about English grammar, the better English quality that they result.

Moreover, teaching English grammar to foreign students is not easy for teachers. When students learn grammar, they feel bored most of the time. DeCapua (2008: 01) stated that the term grammar does not bring pleasant memories to the minds of many people. This phenomenon is actually happened

because learning grammar requires students to memorize or to follow certain rules that lead students become passive in the class and at the end would feel bored. To support this statement, Dykes (2007: 03) explained that the word 'grammar' often invokes a negative reaction in both teachers and students. When this happens, the students would be difficult to enhance their English grammar ability.

According to Kyriacou (2007: 84-85) there are some causes of misbehavior done by students in the classroom. They are Boredom, Inability to do the work, and being sociable. These aspects are the causes which often bring learning process does not run well. However, these phenomena are English teachers' responsibility to solve and to encourage their students to learn English grammar with more enthusiasts. Kyriacou (2007: 54) wrote that the key task facing you as a teacher is to elicit and sustain pupils' involvement in the learning experience throughout a lesson which will lead to the learning outcomes you intend. In order to avoid those phenomena above, teachers are required to find attractive ways to attract students in learning English grammar. If teachers do not find it, it would lead to a big zero of students' English grammar achievement.

Based on the preliminary study done by the researcher by interviewing and observing both of English teacher and students on January 20th 2017 at SMAN 1 Mamuju, the researcher found that the teaching methodology used by the English teacher was not able to elicit students' interest. The students during the learning process tended to feel bored and played with their English textbooks. It was because the teacher was more active than the students and the teacher involved the students only a few parts during the learning process. Furthermore, the way the

teacher taught English was monotonous and failed to attract students because the students lacked of involving themselves in many activities. The teacher told the researcher that besides tenses, one of the most difficult items to learn by her students was English clause. It was because English clause is really complex. It covers comprehension related to the concept of parts of speech, subject-verb agreement, and connectors. Most of students were lacked of putting some words together to form sentences or clauses, subject-verb agreement, and the use of connectors.

In addition, when the researcher asked some students, the researcher found that they hate English because it was boring and complicated. Most of them admitted that they couldn't understand well how to put some words together correctly to form a sentence. This is because they had to follow some rules and they felt confused how to put some words together in appropriate ways. The same case existed when students learned adjective clause. They felt confused about the appropriate ways in putting some words together correctly, subject verb-agreement, and the use of connectors in adjective clause.

Therefore, In order to face those phenomena, the researcher tried to conduct an experimental research in order to find out whether or not the use of Group Investigation (GI) is effective in teaching adjective clause.

To specify, the researcher was excited to choose Group Investigation (GI) because it provides comfortable feeling for students in which students learn certain topics by identifying mistakes or incorrect forms of grammar given by the researcher. Brown (2000: 218) said that human Learning is fundamentally a

process of mistakes which is important aspect of learning virtually any skill or acquiring information. In addition, Group Investigation (GI) provides students some activities which require them to involve themselves during learning process in the classroom. These activities helped the researcher eliciting students' interests and it did not make students sleepy during learning process.

Group Investigation (GI) helps students share and learn together some topics given by the researcher in the class. Wharton and Phil Race (2005: 12) explained that students learn a great deal from each other. In small group situations, we can capitalize on this, and help them to derive the maximum benefit from each other. Group Investigation (GI) provides teachers and students an easier way to learn grammar effectively because it helps students involving themselves into learning process in the class.

Referring to some previous explanations above, the researcher was excited to conduct an experimental research under the title ***“Teaching Adjective Clause by Using Group Investigation (GI) to the Eleventh Grade of Exact Department Students of SMAN 1 Mamuju”***.

B. Research Problem

Based on the background above, the researcher was directed to use Group Investigation (GI) in teaching adjective clause to the 11th grade of exact department students of SMAN 1 Mamuju. Therefore, the problems of the research were:

1. Is Group Investigation (GI) effective in teaching adjective clause to the eleventh grade of exact department students of SMAN 1 Mamuju?
2. To what extent is Group Investigation (GI) effective in teaching adjective clause to the eleventh grade of exact department students of SMAN 1 Mamuju?

C. *Research Objective*

Based on the research problems above, the objectives of this research were:

1. To find out the effectiveness of Group Investigation (GI) in teaching adjective clause to the eleventh grade of exact department students of SMAN 1 Mamuju.
2. To examine the extent to which Group Investigation (GI) is effective in teaching adjective clause to the eleventh grade of exact department students of SMAN 1 Mamuju.

D. *Research Scope*

The English clause was limited to adjective clause. The researcher decided to choose adjective clause because it was one of the most difficult items to be comprehended by the eleventh grade of exact department students. Based on the explanation above, the researcher was interested in limiting English clause to Adjective Clause.

E. Research Significance

The research was expected to give advantages to teachers, students, the next researchers, and institutions. The research significances consisted of two, those were:

1. Theoretical Significance

Some researchers had already showed that cooperative learning in general is an excellent way to improve students' English achievement. Thus, the researcher would like to examine a kind of cooperative learning named Group Investigation in order to know whether or not Group Investigation could improve the students' adjective clause ability on the eleventh grade of exact department students of SMAN 1 Mamuju.

2. Practical Significance

- a. Significance for students

Through Group Investigation, the students were able to master English grammar particularly Adjective clause. Furthermore, Group Investigation encouraged students to involve themselves in understanding the material because they worked in team and helped one another to accomplish the goals completely.

Leading them to master grammar meant that the researcher also led them to develop other English skills like speaking and writing.

b. Significance for teachers

The research was expected to be useful for teachers and lecturers in selecting a teaching method which could develop a classroom learning system. Furthermore, the problems faced by teachers and students could be minimized. The researcher also expected that this research's result could give positive impacts for all lecturers and teachers in teaching English subject in the classroom.

c. Significance for next researchers

This research was expected to be one of the ways for other researchers to conduct other researches related to English learning and to enrich capacities in teaching English.

d. Significance for institutions

This research aimed to provide positive paths for institutions in order to overcome problems and to accomplish institution missions rapidly. As the impact, institutions might result graduated students who could master English well in particular and accomplish curriculum goals in general.

F. Operational Definition of Terms

Based on the title of this research "Teaching Adjective Clause by Using Group Investigation (GI) to the Eleventh Grade of Exact Department Students of SMAN 1 Mamuju" there were some components that need to be discussed in this research. Thus, in understanding the topic of this research easily, the researcher would like to present the operational definition of terms.

1. Group Investigation (GI)

Group Investigation (GI) is a type of cooperative learning methods. Group Investigation is an enjoyable teaching method for both a teacher and students which is done through collaboration among students in overcoming some topics related to English Clause; Adjective Clause in the class. According to Shlomo Sharan and Yael Sharan in Asroriyah (2015: 19) Group Investigation is a general classroom organization plan in which students work cooperatively in small groups with inquiry, group discussion, and shared planning and project realization.

2. Adjective Clause

Adjective clause is a dependent clause with its main function to give additional information to noun. The ability to comprehend adjective clause is built through grammar ability because adjective clause covers almost about grammar itself such as subject, verb, subject-verb agreement, connector, and others. Hornby (1987) stated that ability is complete control of knowledge. Therefore, Adjective clause ability means that the doer of a certain language makes fewer mistakes in forming adjective clause based on grammatical standard of a certain language. In other words, the doer has good accuracy in forming adjective clause. As a conclusion, adjective clause ability means the complete control of adjective clause.

CHAPTER II

LITERATURE REVIEW

This section presents the review of related literature dealing with some related research findings and some pertinent ideas.

A. *Review of Related Research Findings*

There were previous researchers who had noted their researches related to the use of Group Investigation. Some findings of related research were presented as follows:

Nugraheni (2014) under the title "*Group Investigation: Changing Students' Speaking Skill from the Perspective of Communication Apprehension*". In her experimental research, she wanted to find out whether Group Investigation is more effective than Direct Method to teach speaking or not. As the result, she concluded that Group Investigation is an effective method to teach speaking to the eighth grade students of SMP N 1 Trucuk. The findings reveal that Group Investigation is significantly different from Direct Method to teach speaking. The students with low communication have better speaking performance than those with high level of communication apprehension. In addition, she found that there is an interaction between the teaching methods and the students' level of communication apprehension.

Other research, Pinasti (2013) under the title "*Improving Students' Writing Skill by Using Group Investigation*". She wanted to identify whether Group Investigation can improve students' writing skill or not. In her research she concluded that Group Investigation can improve students' writing skill and class situation. The students then have fewer difficulties in developing ideas, make fewer mistakes in constructing sentences, their vocabulary gets richer, and they

are able to use appropriate generic structure of descriptive text. In addition, the students improve their creativity and activity in writing a descriptive text and the students improve their attention to the teacher in writing descriptive text.

Another one, Saktiyani (2015) under the title "*The Effectiveness of Group Investigation to Teach Speaking Viewed from Students' Self-Confidence*". In her research, she concluded that Group Investigation is effective method to teach speaking. Group Investigation is more effective than Direct Instruction to teach speaking, Students having high self-confidence have better speaking skill than those having low self-confidence, and there is an interaction between methods used in this research and the students' self-confidence levels in teaching speaking.

As the conclusion of the researcher, the previous findings of some researchers described that using Group Investigation in teaching English helped students to learn, to acquire, and to reach the goals easily. Comparing to the research that was conducted by the researcher, it had some differences. Some of them were; the skill that the researcher would like to improve (Grammar) and the more specific materials that was taught in the classroom (Adjective Clause).

B. Some Pertinent Ideas

a. Group Investigation

Group investigation is one of types in cooperative learning. Cooperative learning is a way of learning by which students are required to

work as a group or work collaboratively to solve or to understand particular items during learning process. Richard and Rodgers (2001: 192) stated that cooperative learning is a teaching approach which includes the uses of cooperative activities such as working in pairs, small groups, or even large groups of learners in the classroom. In line with this, Joliffe (2007: 3) asserted that cooperative learning requires pupils to work together in small groups to support each other to improve their own learning and that of others.

Slavin (1995: 17) stated that cooperative learning is divided into two main categories; Structure Team Learning Methods and Informal Group Learning Methods.

1. Structure Team Learning Methods

According to Slavin (1995), these learning methods focus on team works based on the learning progress of group members, and these learning methods are also characterized by individual ability. In structure team learning methods, team success depends on individual learning, not group products. There are several types of techniques of structure team learning methods, includes:

a. Student Team Learning (STL)

Student Team Learning (STL) technique emphasizes the uses of team goals and collective definitions of success. The success can only be achieved if all group members learn and understand the objectives of

particular items which are being taught. Slavin (1985) stated the important thing in this technique is not to do something together but to learn something as a team.

b. Student Teams-Achievement Divisions (STAD)

Slavin (1985) explained that students in STAD are divided into small groups consisting of 3-5 members for each group and each group has representatives of both sexes, various racial or ethnic groups, and high, average, and low achievers.

The lessons which are presented by a teacher in the classroom are set as whole class works and students are required to deal with the lessons together as teams to master the lessons. Then, all students take individual quizzes based on the lessons that have been taught before and they are not allowed to share or to help one another. Students' quiz scores are then used to compare their own past averages to give points. These points are used to decide achievement or team score by summing them up. Teams with the highest score will be given rewards. These rewards are as a team recognition which is provided for individuals who are most improved.

c. Teams Game Tournament (TGT)

According to Slavin (1985), Teams-Games-Tournaments (TGT) has typical ways as STAD has except that quizzes are replaced with academic game tournaments and individual improvement scores are

replaced with a bumping system. A bumping system reassigns students to tournament tables: following each tournament, the highest scorer at each table advances to a higher ability-level table and the lowest scorer moves to a lower ability-level table. In this technique, students compete with members of other teams to contribute points to their team score. All students demonstrate knowledge of the academic material which has been practiced in teams to get the points. As in STAD, high performing teams earn certificates or other forms of team rewards.

d. Team Assisted Individualization (TAI)

Slavin (1985) stated that students enter an individualized sequence based on a placement test and then proceed at their own rates. In general, team members work on different units. Teammates check others' work against answer sheets and help one another with any problems. Final unit tests are taken without teammate help and are scored by student monitors. Each week, teachers total the number of units completed by all team members and give certificates or other team rewards to teams that exceed a criterion score based on the number of final tests passed, with extra points for perfect papers and completed homework.

e. Co-operative Integrated Reading and Composition (CIRC)

According to Slavin in Asroriyah (2015), teachers use reading texts and reading groups in teaching through conventional ways. However, all students are divided into several groups with two different reading groups. While the teacher is working with one reading group, the other groups are

working on a series of engaging activities, including reading to one another, making predictions about how narrative stories will come out, summarizing stories to one another, writing responses to stories, and practicing spelling, decoding, and vocabulary. Students work as a team to master —main idea and other comprehension skills. During language arts periods, students engage in writing drafts, revising and editing one another's work, and finalizing the team books.

In most CIRC activities, students follow a sequence of teacher instruction, team practice, team pre-assessments and quizzes so that they do not take the quiz until their teammates have determined that they are ready. Certificates are given to teams based on the average performance of all team members on all the reading and writing activities.

f. Peer-Assisted Learning Strategies (PALS)

Slavin (1995) stated that Peer Assisted Learning Strategies (PALS) is a learning approach in which pairs of children take turns as teacher and learner. The children are taught simple strategies for helping each other, and are rewarded based on the learning of both members of the pair.

g. IMPROVE

Slavin (1995) explained that IMPROVE is an Israeli mathematics program that uses co-operative learning strategies similar to those used in STAD but also emphasizes teaching of meta-cognitive skills and regular assessments of mastery of key concepts and reteaching of skills missed by many students.

2. Informal Group Learning Methods

Asroriyah (2015) explained that these methods emphasize on social dynamics, projects, and discussion than on mastery of well-specified content. There are three types of techniques namely Jigsaw, Learning Together, and Group Investigation.

a. Jigsaw

According to Slavin (1985), Jigsaw is designed by Elliot Aronson. Jigsaw is one of the earliest of the cooperative learning methods. In Jigsaw, students are grouped into group of 5 or 6 in order to deal with lessons which have been studying by all group members. Each group reads its own topic. After reading the topic, one student will be sent to other groups as a representative student to learn others' group topics. The student meets in "expert groups" with their counterparts from other groups to share and learn the information or topic one another. Next, the representative student returns to his or her group and teaches their teammates about the new information that he or she has learnt. The entire class may take a test for individual grades at the end.

b. Learning Together

Slavin (1985) stated that students work in small groups to complete a single worksheet. However, each group receives rewards based on the result or score of group products. This method emphasizes on training students to be good group members and continuous evaluation of group functioning by the group members.

c. Group Investigation (GI)

1. Definition of Group Investigation (GI)

According to Shlomo Sharan and Yael Sharan in Asroriyah (2015: 19) Group Investigation is a general classroom organization plan in which students work cooperatively in small groups with inquiry, group discussion, and shared planning and project realization. In this method, students form or are formed into some groups. After grouping the students, there are some topics that each group must choose and solve it collectively. Each member then solves at least one individual task. The last, each group reports its findings to the entire class either by doing a presentation or writing a report.

Slavin in Asroriyah (2013: 68) stated that GI involves students in small groups to take substantial responsibility for deciding what they will learn, how they will learn, and how they will communicate what they have learned to their classmates. This method seems perfect because it leads students to work cooperatively as well as individually. It means that the methods will give an opportunity to students to strengthen their relationships and particularly will increase their academic achievement.

There are some things which must be included in GI. They are investigation, interaction, interpretation, and intrinsic motivation. In line with this, Jolliffe in Jumriatin (2013: 04) stated that GI is a problem-solving approach which has four sholomo sharan elements: Investigation, interaction, interpretation, and intrinsic motivation. According to Zingaro in Asroriyah (2015: 68), Investigation means the fact that groups focus on the process of inquiring about a chosen topic.

Interaction refers to a hallmark of all cooperative learning methods, required for students to explore ideas and help each other to learn. Interaction happens when the group synthesizes, and elaborates on the findings of each member in order to improve students' understanding and clarity of ideas. The last, intrinsic Motivation is kindled in students by giving them autonomy in the process of learning.

2. The Steps or Procedures of Group Investigation (GI)

Sharan and sharan (1992) stated that students in Group Investigation (GI) are taught through six stages. The stages are (1) identifying topic to be investigated and organizing students into several groups, (2) Planning investigations in groups, (3) Carrying out the investigations, (4) Preparing a final report, (5) Presenting the final report, (6) Evaluation. Based on the model introduced by Sharan and Sharan, Slavin in Nugraheni (2014) outlined the stages and the components as follows:

a. Identifying the topic and organizing students in groups.

In this stage, students are led to do some activities. The activities are (1) students scan sources, propose topic, and categorize suggestions, (2) students join the group and study the topic, (3) group composition is based on interest and it heterogeneous, (4) teacher has important roles in information gathering and facilities organization.

b. Planning the learning task.

In this stage, students will plan together what do they study, how do they study, and who does what.

c. Carrying out the investigation

In this stage, students do several activities. They are (1) students gather information, analyze the data, and reach conclusions, (2) each group member contributes to the group effort, (3) students exchange, discuss, clarify, and synthesis ideas.

d. Preparing final report.

In this stage, students perform several activities. The activities are (1) group members determine the essential message of the project, (2) group members plan what they will report and how they will make the presentation, (3) group representatives form a steering committee to coordinate plans for the presentation.

e. Presenting final report.

In this stage, students will report the result to the entire class through several activities. The activities are (1) the presentation is made to the entire class in a variety of forms, (2) part of the presentation should actively involve the audience, (3) the audience evaluate the clarity and appeal of presentation according to criteria determined in advance by the whole class.

f. Evaluation

In this stage, students are going to evaluate everything related to learning process. The evaluation stage is done through several activities. The activities are (1) students share feedback about the topic, about the work they did, and about their affective experiences, (2) a teacher and

students collaborate in evaluating students learning, (3) assessment of learning should evaluate higher-level thinking.

3. The Advantages of Group Investigation (GI)

According to Slavin (1995), there are several advantages when applying Group Investigation (GI) in the classroom. The advantages are as follows:

- a. Group Investigation (GI) considers learners as active participants in all aspects of school life, making decision that determine the goals toward which they work.
- b. Group Investigation (GI) help teacher improve social-affective aspects of the groups, intellectual exchanging, and providing primary sources of meaning for students' efforts to learn.
- c. The roles of teacher in Group Investigation are as a resource person and a facilitator.
- d. Group Investigation (GI) makes classroom discussions more productive.

4. The Disadvantages of Group Investigation (GI)

Besides several advantages of Group Investigation, Slavin (1995) stated that there are also disadvantages of Group Investigation in several situations. The disadvantages are explained as follow:

- a. Group Investigation (GI) cannot be implemented in an education environment that does not support interpersonal dialogue or that disregards the affective-social domain of classroom learning.

b. Group Investigation (GI) will not be appropriate for teaching map skills or the periodic tables of elements.

c. This method may appear to be time-consuming.

d. Group Investigation (GI) is perhaps the most complex of cooperative learning and the most difficult to implement.

b. Adjective Clause

According to Huddleston and Pullum (2007: 183), an adjective or relative clause is a special kind of subordinate clause whose primary function is as modifier to a noun. Rozakis (2003: 127) stated that a subordinate or a dependent clause often starts with a word called connectors. There are a lot of connectors like when, where, why, how, and, which, that, but, and etcetera. Therefore, the structure of dependent clause is concluded in the following table:

The Structure of Dependent Clause
Connector + Subject + Verb
Example:
1. that you have many cats.
2. when Mega arrives in Sidoarjo.
3. and she takes me home.

The first example above shows that it starts with the connector (that) and it is directly followed by a subject (you) and a verb (have). The next example also shows the same pattern that it starts with the connector (when) and it is directly followed by a subject (Mega) and a verb (arrives). The last example also shows the same pattern that it starts with the connector (and) and it is directly followed by a subject (she) and a verb (takes).

Since adjective clause is a dependent clause, its structure or pattern is the same as other dependent clauses. However, adjective clause has different connectors and functions from other dependent clauses.

1. Connectors of Adjective Clause

According to Dyczok (2011: 56), adjective clause when describing things, uses the connectors “which” or “that”. When describing people, it uses the connector “who” or “that”. In other words, there are three connectors of adjective clause. They are which, who, and that. In line with this, Fuchs and Bonner (2001: 310) stated that adjective clause is introduced by connectors “who” or “that” for people and “which” or “that” for places or things.

Adjective Clause	
Connector	Connector (Who, Which, or that) + Subject + Verb
1. Who	1.1. He is the man <u>who I met</u> yesterday. 1.2. He is the man <u>who teaches</u> English in my classroom.
2. Which	2.1. They read the books <u>which she writes</u> . 2.2. They read the books <u>which have</u> blue covers.

3. That	<p>3.1. She is the woman <u>that I met</u> yesterday.</p> <p>3.2. She is the woman <u>that teaches</u> English in my classroom.</p> <p>3.3. They read the books <u>that she writes</u>.</p> <p>3.4. They read the books <u>that have blue covers</u>.</p>
----------------	---

All of the underlined words above are adjective clauses. In the first example as shown in (1.1), the adjective clause is *who I met*. It consists of connector *who* because it explains or gives additional information to people (he), a subject (I) and a verb (met). The second example as shown in (1.2), the adjective clause is *who teaches*. Even though the adjective clause *who teaches* seems like has no subject, the connector *who* serves two functions; (1) as an adjective clause connector (2) as a subject for the verb *teaches*. Therefore, *who teaches* is also an adjective clause which consists of the connector *who* for people (he), subject (who), and verb (teaches).

In the next example as shown in (2.1), the adjective clause is *which she writes*. It consists of the connector (which) to give additional information to noun (book), a subject (she), and a verb (writes). In another example as shown in (2.2), the adjective clause is *which have blue covers*. Remember that the connector (which) serves two functions. Furthermore, the adjective clause *which have blue covers* consists of the connector (which) to give additional information to noun (books), a subject (which), and a verb (have).

In the next example as shown in (3.1), the adjective clause is *that I met*. It consists of the connector (that) to give additional information to people (woman),

a subject (I), and a verb (met). In (3.2), the adjective clause is *that teaches*. It consists of the connector (that) to give additional information to people (woman), a subject (that), and a verb (teaches). In (3.3), the adjective clause is *that she writes*. It consists of the connector (that) to give additional information to noun (books), a subject (she), and a verb (writes). The last example as shown in (3.4), the adjective clause is *that have blue covers*. It consists of the connector (that) to give additional information to noun (books), a subject (that), and a verb (have).

2. The Functions of Adjective Clause

An adjective clause has one specific function that makes it different from other clauses. The function of adjective is to give additional information to noun. Fuchs and Bonner (2001) stated that adjective clauses are used to identify or give additional information about noun or indefinite pronouns such as someone, somebody, something, and others.

Adjective clause	Function
That is the man <u>who Mega met in the library.</u>	The adjective clause <i>who Mega met in the library</i> gives additional information to noun (man) that this man has ever been seen by Mega.
Ningrum has a new book <u>which has interesting plots.</u>	The adjective clause <i>which has interesting plots</i> gives additional information to noun (book) that the new book of Ningrum will be really

	good to read because it has interesting plots.
--	--

3. The characteristic of adjective clause

According to Dyczok (2011: 59), there are a couple of things to remember about adjective clause:

- a. Adjective clauses always immediately follow the noun that they are describing.

Correct	The building <u>which is in the corner</u> is red.
Incorrect	The building is red <u>which is in the corner</u> .

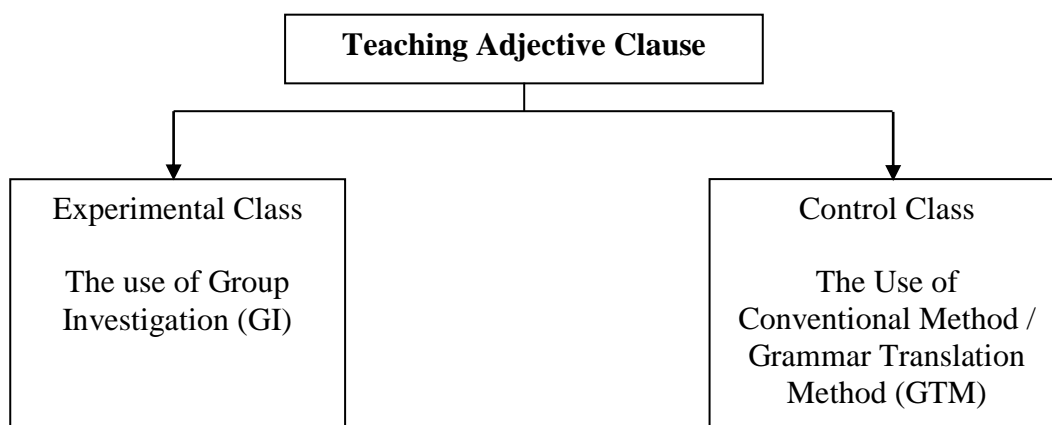
- b. Every adjective clause must follow the same pattern

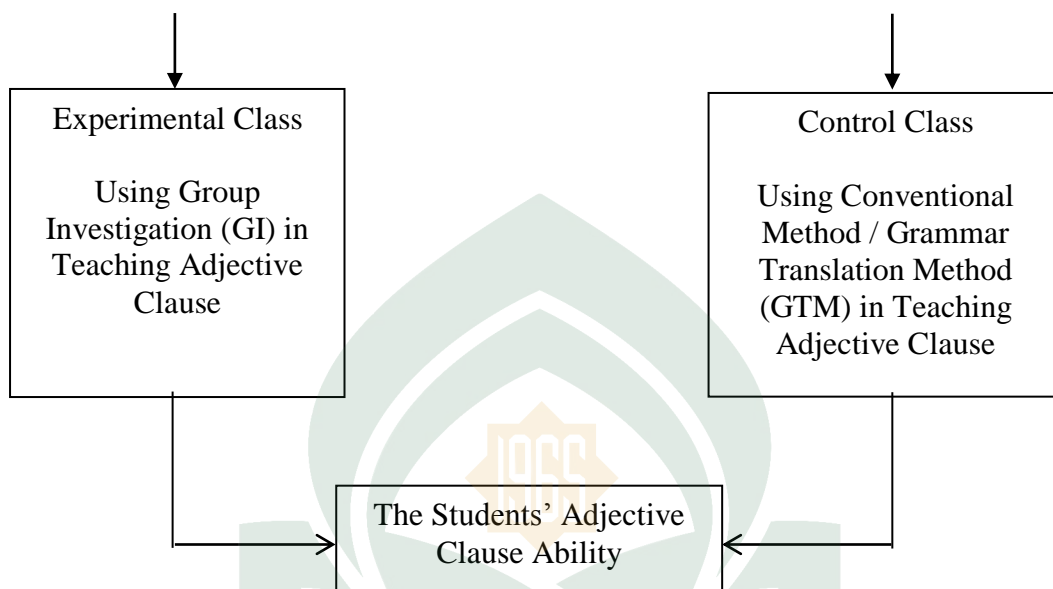
The Pattern of Adjective Clause

Connector + Subject + Verb

C. *Theoretical Framework*

The theoretical framework of this research was illustrated as follows:





Based on the theoretical framework above, the researcher focused the research on teaching adjective clause by implementing Group Investigation (GI). The researcher taught adjective clause in two classes; experimental and control class. In experimental class, the researcher implemented Group Investigation (GI) in teaching adjective clause. While in control class, the researcher implemented conventional teaching method (Grammar Translation Method) in teaching adjective clause. The last was students' adjective clause ability. It referred to the accuracy of adjective clause based on grammatical standard of English.

D. Hypothesis

Based on the research focus, the research hypothesis was formulated as follows:

1. H_1 : The use of GI is effective in teaching adjective clause to the the eleventh grade of exact department students of SMAN 1 Mamuju.
2. H_0 : The use of GI is not effective in teaching adjective clause to the the eleventh grade of exact department students of SMAN 1 Mamuju.



CHAPTER III

RESEARCH METHOD

This chapter covers about the research design, research variable, population and sample, research instrument, data collection procedure, and technique of data analysis.

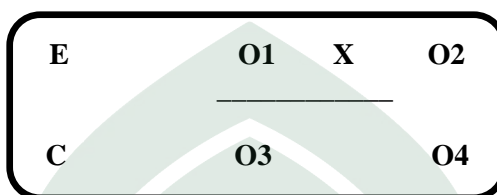
A. Research Design

In this research, the researcher used Quasi-Experimental Design; with Non-equivalent Control Group Design that involved two groups of students. The groups were control and experimental class. Gay at all (2006) stated that the Non-equivalent control group design should be familiar with the pretest-posttest control group design. This method was used to examine whether or not Group

Investigation is effective to be used in learning adjective clause. One group was treated as an experimental class and the other group was treated as a control class.

In the experimental class, the researcher applied Group Investigation in the second, third, fourth, fifth, sixth, and seventh meeting. While in the control class,

Group Investigation was not applied. Instead of Group Investigation, the control group was



taught only by

using conventional teaching method (Grammar Translation Method) in the second, third, fourth, fifth, sixth, and seventh meeting. Both groups were given pre-test and post-test. Pre-test was given at the first meeting or before giving special treatment to students and post-test was given at the last meeting or after Group Investigation being applied. The post-test was the indicator of the improvement of both groups and the indicator whether applying Group Investigation is effective in teaching adjective clause or not.

The model of Quasi Experimental Design; exactly Nonequivalent Control Group Design was explained as follows:

Where:

E = Experimental class

C = Control class

O1 = Pre-test in experimental class

- O2 = Post-test in experimental class
- X = Treatment for experimental class by using GI
- O3 = Pre-test in control class
- O4 = Post-test in control class

(Sugiyono, 2010: 112)

Based on the table above, there were two groups which were marked as experimental class (E) and control class (C). Both of them were given pre-test (O1 and O3). The pre-test was done in order to know students' prior knowledge before giving the treatment. Next, the treatment (X) was applied to the experimental class and post-test (O2 and O4) were given to both groups. Post-test was done in order to know students' achievement of the two groups. The results of both groups were compared to examine whether applying Group Investigation improves the students' adjective clause ability or not.

B. Research Variable

According to F. N. Kerlinger in Arikunto variable is a concept as well as men in the concept of sex and conviction in the concept of consciousness. This research consisted of two variables, the first was Group Investigation (GI) as an independent variable and the second was students' adjective clause ability as a dependent variable.

Group Investigation as an independent variable affected the students' adjective clause ability. Then, students' adjective clause ability as a dependent variable was affected by independent variable.

C. Population and Sample

1. Population

Population is a group consisting of whole subjects of the research to which a researcher would like to apply Group Investigation (GI). Population is classified as whole members of any well defined class of people, events and objects. The researcher concluded that population is a large number of people having certain characteristic and becomes subject of the research.

The total population of this research was 315 students which was taken from the 11th grade students of SMAN 1 Mamuju. These students were divided into 9 classes. The classes were XI MIPA I consisting of 36 students, XI MIPA II consisting of 35 students, XI MIPA III consisting of 38 students, XI MIPA IV consisting of 35 students, XI MIPA 5 consisting of 38 students, XI IPS I consisting of 34 students, XI IPS II consisting of 35 students, XI IPS III consisting of 33 students, and XI IPS IV consisting of 31 students. Therefore, the population of this research was 315 students.

2. Sample

Arikunto (2013) stated that sample is part of the population which will serve as a representative of population. A sample is a subclass of the target population that the researcher decides to study for generalizing about the target population.

The technique sampling used in this research was purposive sampling. The researcher took two classes as the sample to get representative data.

The researcher marked the two classes as experimental class and control class. The researcher marked XI MIPA 3 consisting of 34 students as experimental class and XI MIPA 4 consisting of 34 students as control class. The researcher chose those classes due to the English teacher's recommendation at SMAN 1 Mamuju. During the interview between the researcher and the English teacher, the English teacher recommended the researcher to choose those classes because the students in those two classes had the same English ability in average based on the result of their examination.

D. Research Instrument

The instrument that was used in this research was test. The researcher focused on Group Investigation (GI) to affect the students' adjective clause ability. The test consisted of twenty exercises. There were three kinds of styles in answering the test; combining which consisted of five exercises, multiple choice which consisted of five exercises, and fill in the blank which consisted of ten exercises.

E. Data Collection Procedure

Data collection procedure was presented in the chronological order as follows:

1. Pre-test

The researcher provided a test for students before giving special treatment to them. This test is named pre-test. The students answered the questions given by the researcher based on their own knowledge of

adjective clause. Pre-test was intended to know the prior knowledge of the students' adjective clause ability before giving the treatment.

2. Treatment

After giving the pre-test, the students was given a treatment; the total number of treatments was six meetings. In each meeting the students was given materials. The researcher grouped students into some groups which consisted of three to five students in each group. After grouping, the researcher then spread out the exercises which were expected to be completed by students as one group. After that, students worked it out in a team to solve the exercises. The last, each group noted a conclusion which was informed to entire groups.

In applying Group Investigation (GI), there were four important things which were included by the researcher. They were Investigation, Interaction, Interpretation, and Intrinsic Motivation. Investigation is an inquiry process related to the chosen topics or items done by students. Interaction refers to the moments in which students are working on assignments collaboratively and helping one another in order to solve the exercises. Interpretation is a process of deepening knowledge of group members. It was done by concluding findings of each member and then informing it to other groups by writing a report or doing a presentation in front of the class. Intrinsic Motivation is a positive feeling happened because of the enjoyable process of learning and high curiosity feeling.

For the detail information, it was the description of each meeting that the researcher did:

- a. Tuesday, August 15th 2017, the researcher performed pre-test to experimental class and control class.
- b. Wednesday, August 16th 2017, the researcher did *the first treatment* in experimental class. It was done by introducing Group investigation to students and taught the basic concepts of subject and verb. In the treatment process the students was expected to understand the concepts of subject and verb in a sentence or clause. The researcher grouped students into group of 4-5 and gave them exercises which were completed collectively and the final results were reported to the entire class.
- c. Tuesday, August 22th 2017, the researcher did *the second treatment* in experimental class. The material was about connector and clause. In this class, the students were expected to be able to understand the concepts of connector and use them to form multiple clauses correctly. The researcher grouped students into group of 4-5 and gave them exercises which were completed collectively and the final results were reported to the entire class.
- d. Wednesday, August 23th 2017, the researcher did *the third treatment* in experimental class. The researcher started the class by playing a game called categories. Each group was instructed to find subject, verb, and connectors as many as possible. The group with the highest point won the game. Then, the researcher continued the teaching process. The material was about kinds of clauses; independent and dependent clauses. In this meeting, the students were

expected to be able to recognize the differences between independent and dependent clauses.

e. Tuesday, August 29th 2017, the researcher did *the fourth treatment* in experimental class. The researcher introduced adjective clause to students along with its connectors; who, which, and that. The researcher grouped students into group of 4-5 and gave them exercises which were completed collectively and the final results were reported to the entire class.

f. Wednesday, August 30th 2017, the researcher did *the fifth treatment* in experimental class. The researchers still taught adjective clause along with its connectors. This was to deepen students' comprehension about adjective clauses.

g. Tuesday, September 5th 2017, the researcher did *the sixth treatment* in experimental class. The researcher started the class by playing a game called game squares. The researcher drew squares which were marked orderly (1, 2, 3, and so on) and each square consisted of noun. Each group threw a dice and explained the noun where the dice referred to by using adjective clause.

h. Wednesday, September 6th 2017, the researcher gave post-test to the experimental and control class.

3. Post-test

After the treatment, in the eighth meeting, the post-test was given to the students. The difficulties of the post-test was the same as the pre-test's. In this post-test, the researcher measured how strong Group Investigation affected the students' adjective clause ability. The post-test

was an indication whether Group Investigation is effective for the students' adjective clause ability.

F. Data Analysis Technique

The data obtained through the pre-test and post-test was analyzed by the following procedures:

1. Scoring the students' correct answer of pre-test and post-test by using the following formula:

$$\text{Score} = \frac{\text{Students' correct answer}}{\text{Total number of items}} \times 100$$

(Cited from depdikbud in Sukirman, 2010: 36)

2. Classifying the students' scores using the following scale:

Scale	Classification
95 – 100	Excellent
85 – 94	Very good
75 – 84	Good
65 – 74	Fairly good
55 – 64	Fairly poor
45 – 54	Poor

0 – 44	Very poor
--------	-----------

(Depdikbud in Sukirman, 2013)

3. The formula used in calculating percentage in students' score is:

$$P = \frac{F}{N} \times 100\%$$

Where:

P = Rate percentage

F = Frequency of the correct answer

N = the total number of students

(Depdikbud in Nur, 2011)

4. Finding out the means score of the students' answer by using formula:

$$X = \frac{\sum X}{N}$$

Where:

X = Mean score

$\sum x$ = Sum of all scores

N = Total number of students.

(Gay, 2006: 320)

5. Finding out the standard deviation of the students pre-test and post-test by applying this formula:

$$SD = \sqrt{\frac{SS}{N-1}} \text{ where } SS = \sum X^2 - \frac{(\sum X)^2}{N}$$

Where:

SD = standard deviation

SS = the sum of square

N = total number of the subjects

$\sum x^2$ = the sum of all square; each score is squared and all the squares are added up.

$(\sum x)^2$ = the square of the sum; all the scores are added up and the sum is square, total.

(Gay, 2006: 321)

6. Finding out the significant differences between the score of post-test of experimental class and control class by using the formula:

$$t = \frac{\bar{x}_1 - \bar{x}_2}{\sqrt{\left(\frac{SS_1 + SS_2}{n_1 + n_2 - 2}\right) \left(\frac{1}{n_1} + \frac{1}{n_2}\right)}}$$

Where:

T = test of significance

\bar{x}_1 = mean score of experimental group

\bar{x}_2 = mean score of controlled group

SS_1 = sum square of experimental group

SS_2 = sum square of controlled group

n_1 = number of students of experimental group

n_2 = number of students of controlled group

(Gay, 2006: 349)

7. The result of the *t test* will be compared with *t table* to answer hypothesis.

$t \text{ table} < t \text{ test} = \text{Effective}$
 $t \text{ table} > t \text{ test} = \text{Not effective}$

(Gay, 2006: p. 346)

CHAPTER IV

FINDINGS AND DISCUSSIONS

A. *Finding*

The findings of the research were based on the results of the data analysis. The data analysis used structure test to collect the data. The test consists of pre-test consisting of 20 exercises and post-test also consisting of 20 exercises. The pre-test was given to find out the students' prior knowledge related to adjective clause and the post-test was given to find out whether or not Group Investigation (GI) has given significant impacts to students' adjective clause ability after being applied in the classroom.

1. The Classification of Students' Pre-test Scores in Experimental and Control Class.

The following table shows the distribution of frequency and percentage of students' pre-test score when teaching adjective clause in the eleventh grade of exact department students of SMAN 1 Mamuju in experimental and control class.

UNIVERSITAS ISLAM NEGERI
ALAUDDIN
M A K A S S A R

Table 1

The distribution of frequency and percentage of pre-test score in experimental class (XI MIPA 3)

No	Classification	Score	Frequency	Percentage
1	Excellent	95-100	0	0%
2	Very Good	85-94	0	0%
3	Good	75-84	3	9%
4	Fairly Good	65-74	4	13%
5	Fairly Poor	55-64	5	16%
6	Poor	45-54	15	47%
7	Very Poor	0-44	5	16%
Total			32	100%

The table above portrayed the pre-test score of experimental class in two categories; the rate percentage and frequency which were both based on students' score. It showed that none of the students achieved score in excellent and very good scale, 3 students (9%) were classified as good, 4 students (13%) were classified as fairly good, 5 students (16%) were classified as fairly poor, 15 students (47%) were classified as poor, and 5 students (16%) were classified as very poor in adjective clause. The table indicated that the students' adjective clause abilities in experimental class were still poor as shown in the table that the highest percentage was in poor scale (47%).

Table 2

The distribution of frequency and percentage of pre-test score in control class (XI MIPA 4)

No	Classification	Score	Frequency	Percentage
1	Excellent	95-100	0	0%
2	Very Good	85-94	0	0%
3	Good	75-84	2	6%
4	Fairly Good	65-74	4	13%
5	Fairly Poor	55-64	7	22%
6	Poor	45-54	13	41%
7	Very Poor	0-44	6	19%
Total			32	100%

The table above portrayed the pre-test score of control class in two categories; the rate percentage and frequency which were both based on students' score. It showed that none of the students obtained score in excellent and very good scales, 2 students (6%) were classified as good, 4 students (13%) were classified as fairly good, 7 students (22%) were classified as fairly poor, 13 students (41%) were classified as poor, and 6 students (19%) were classified as very poor in adjective clause. The table indicated that the students' adjective clause abilities in control class were still poor as shown in the table that the highest percentage was in poor scale (41%).

2. The Classifications of Students' post-test scores in Experimental and Control Class.

The following table shows the distribution of frequency and percentage of students' post-test score when teaching adjective clause in the eleventh grade students of SMAN 1 Mamuju in experimental and control class.

Table 3

The distribution of frequency and percentage of post-test score in experimental class (XI MIPA 3)

No	Classification	Score	Frequency	Percentage
1	Excellent	95-100	10	31%
2	Very Good	85-94	12	38%
3	Good	75-84	8	25%
4	Fairly Good	65-74	2	6%
5	Fairly Poor	55-64	0	0%
6	Poor	45-54	0	0%
7	Very Poor	0-44	0	0%
Total			32	100%

The table above illustrated the post-test score of experimental class in two categories; the rate percentage and frequency which were both based on students' score. It showed that there were 10 students (31%) achieved excellent score, 12 students (38%) achieved very good score, 8 students (25%) achieved good score, 2 students (6%) achieved fairly good score, and significantly there were no students achieved score in fairly poor, poor, and very poor. The table indicated that students' adjective

clause abilities in experimental class were improved as shown in the table that there were no more students gained score in fairly poor, poor, and very poor score in post-test.

Table 4

The distribution of frequency and percentage of post-test score in control class (XI MIPA 4)

No	Classification	Score	Frequency	Percentage
1	Excellent	95-100	3	9%
2	Very Good	85-94	2	6%
3	Good	75-84	11	34%
4	Fairly Good	65-74	8	25%
5	Fairly Poor	55-64	5	16%
6	Poor	45-54	3	9%
7	Very Poor	0-44	0	0%
Total			32	100%

The table above illustrated the post-test score of control class in two categories; the rate percentage and frequency which were both based on students' score. It showed that there were 3 students (9%) achieved excellent score, 2 students (6%) achieved very good score, 11 students (34%) achieved good score, 8 students (25%) achieved fairly good score, 5 students (16%) achieved fairly poor score, 3 students (9%) achieved poor score, and none of the students achieved very poor. The table indicated that there was also improvement of adjective clause ability in control class

as shown in the table that there were no more students achieved very poor score in post-test.

Based on the results of the tables above, it could be concluded that the use of Group Investigation (GI) was effective in teaching adjective clause because the rate percentage of post-test in the experimental class was higher than the rate percentage of post-test in the control class. Even though, both classes experimental and control class were improved, the score improvement was higher in experimental class than in control class. It could be observed in the table 3 and 4 above. In experimental class none of the students obtained very poor, poor, and fairly poor score. While in control class, there were still 5 students (16%) achieved fairly poor score and 3 students (9%) achieved poor score.

3. The Mean Score and Standard Deviation of pre-test and post-test in Experimental and Control Class

Table 5

The mean score and standard deviation of pre-test and post-test in experimental and control class.

Class	Mean Score		Standard Deviation	
	Pre-test	Post-test	Pre-test	Post-test
Experimental	52.03	87.50	12.56	9.15
Control	51.25	72.18	12.82	13.25

The table above illustrated that in experimental class the mean score of pre-test was 52.03 and its standard deviation was 12.56. The mean score of post-test was 87.5 and its standard deviation was 9.15. While in control class, the mean score of pre-test was 51.25 and its standard deviation was 12.82.

Even though the post-test mean score of both classes were improved, the higher improvement of post-test mean score happened in experimental class from 52.03 to 87.50 while the improvement of post-test mean score in control class was from 51.25 to 72.18. It revealed that the post-test mean score improvement in experimental class ($87.50 - 52.03 = 35.47$) was higher than the post-test mean score improvement in control class ($72.18 - 51.25 = 20.93$). It indicated that the use of Group Investigation (GI) in teaching adjective clause was effective.

The significant score between experimental and control class can be calculated by using t-Test (See Appendix D). The result of the t-Test can be seen in table 6 as follows:

Table 6
Distribution value of the t-test and t-table

Variable	t-Test	t-Table
Post-test	7.77	2.000

At the level of significance (α) 0.05 and the degree of freedom (df) $(N_1+N_2) - 2 = (32+32) - 2 = 62$, the researcher gained that the t-test score was 7.77 and the t-table score was 2.000. This result indicated that the t-test score (7.77) was higher than the t-table score (2.000). It illustrated that there was significant difference between students' post-test score in experimental class and students' post-test score in control class. It meant that the method used in experimental class was more effective than the method used in control class.

To answer the hypothesis, the t-test was compared with the t-table score which was illustrated as follows:

$t \text{ table} < t \text{ test} = \text{Effective}$

$t \text{ table} > t \text{ test} = \text{Not effective}$

The illustration above showed that if t-table score is smaller than t-test, it means that the method used when teaching is effective. In other words, if t-table score is higher than t-test score, it means that the method used when teaching is not effective. Based on the calculation of the t-test score and t-table score done by the researcher, H_0 of this research was rejected and H_1 of this research was accepted because the t-table score

(2.000) was smaller than t-test score (7.77). Hence, the hypothesis of this research was accepted.

B. Discussion

The result of this research showed that the students' scores in experimental class were much higher than the students' score in control class after being treated by using Group Investigation (GI). It could be observed from the students' pre-test score and the students' post-test score. In pre-test, there were several students gained score in Very poor, poor, and fairly poor scales. While in post-test, most of the students gained good score. In other words, none of the students of experimental class gained score in very poor, poor, and fairly poor scales. For more details, see Appendix A.

The use of Group Investigation (GI) was surely effective to improve the students' adjective clause ability. To support this statement, Slavin in Asroriyah (2013: 68) stated that GI involves students in small groups to take substantial responsibility for deciding what they will learn, how they will learn, and how they will communicate what they have learned to their classmates. This method seemed perfect because it led students to work cooperatively as well as individually. Most of the students performed well when the researcher applied Group Investigation during the teaching process of adjective clause. It was because Group Investigation gave comfortable feeling for students in which students learned adjective clause by identifying mistakes or incorrect forms of adjective clause given by the researcher. Learning by mistakes is one of the good ways for students to learn something because they know the reasons why some

particular items are considered true and why some items are considered false. In other words, most of humans do not do the same mistakes for the second time. To support this, Brown (2000: 218) said that human Learning is fundamentally a process of mistakes which is important aspect of learning virtually any skill or acquiring information. In addition, these kinds of activities helped the researcher elicit students' interests during the learning process.

By applying Group Investigation, the students worked together to complete the assignment. It built solidarity among students by which the students shared their thought freely. There was no hesitation. This interaction helped the researcher change students' behavior from passive to active because students learned adjective clause pleasantly without any frustration. The comfortable feeling helped the students to explore their abilities to learned adjective clause effectively. Wharton and Phil Race (2005: 12) explained that students learn a great deal from each other.

The performance of the students was not limited to adjective clause comprehension. The students also performed very well in recognizing subject-verb agreement and part of speech. When the researcher invited some of the students to write in front of the classes, they could produce not only simple sentences, but also compound sentences. Then, when the researcher asked those students to analyze the parts of speech of the sentences such as subject, verb, and connector, they correctly categorized the parts of speech of those sentences.

The data analysis of the mean score gap in the post-test between the experimental and control class revealed that Group Investigation (GI) was more

effective than conventional teaching method (GTM) used by the teacher. The post-test mean score improvement (35.47) in experimental class ($87.50 - 52.03 = 35.47$) was higher than the post-test mean score improvement (20.93) in control class ($72.18 - 51.25 = 20.93$). In other words, the experimental class is improved significantly from poor scale to very good scale while the control class is only improved from poor scale to good scale.

Briefly, the improvement of adjective clause ability in experimental class had proven that Group Investigation was effective and could be one of useful ways in teaching adjective clause.

The alternative hypothesis of this research would be accepted if the t-test is higher than t-table. While, if the t-test is smaller than t-table the alternative hypothesis would be rejected. The result of the data analysis was the t-test (7.77) was higher than t-table value (2.000). Based on the result of the data analysis, the H_1 was accepted and H_0 was rejected. In other words, the use of Group Investigation was effective in teaching adjective clause.

In summary, the researcher concluded that group investigation was one of the effective ways in teaching adjective clause. There were some particular points which made Group Investigation effective in teaching adjective clause. They were: the students learned by identifying mistakes of the exercise, the students had no hesitation to share their thoughts, the interaction which happened during the teaching process gave comfortable feeling to students, and Group Investigation allowed students to learn one another from peers to peers.



This chapter presents both the conclusion and several suggestions dealing with this research. The conclusion and the suggestions were taken based on findings in this research.

A. *Conclusion*

Based on the result of the data analysis, research finding, and discussion in the previous chapter, the researcher concluded that:

Teaching adjective clause by using Group Investigation (GI) to the eleventh grade of exact department students of SMAN 1 Mamuju was considerably effective. It can be proved from the significant improvement of the students' pre-test and post-test mean score (see Appendix A). The post-test mean score improvement (35.47) in experimental class ($87.50 - 52.03 = 35.47$) was higher than the post-test mean score improvement (20.93) in control class ($72.18 - 51.25 = 20.93$). In other words, the experimental class is improved significantly from poor scale to very good scale while the control class is only improved from poor scale to good scale. In addition, the data analysis showed that t-test (7.77) was higher than t-table value (2.000) which meant that the treatment used in teaching adjective clause in experimental class was effective.

The extent of the students' adjective clause abilities improvement in experimental class was not only improved significantly from poor scale to very good scale but also improved in terms of students' performances in the classroom. The students performed very well in recognizing subject-verb agreement and part of speech. When the researcher invited some of the students to write in front of the classes, they could produce not only simple sentences, but also compound sentences. Then, when the researcher asked those students to analyze the parts of speech of the sentences such as subject, verb, and connector, they correctly categorized the parts of speech of those sentences.

B. Suggestion

Considering the conclusion above, the researcher puts forward some suggestions as follows;

1. Group Investigation is suggested to be used by English teachers as an effective way in teaching adjective clause.
2. Group Investigation is a general classroom organization plan in which students work cooperatively in small groups with inquiry, group discussion, and shared planning and project realization. In addition, Group Investigation is an enjoyable way for both a teacher and students which are done through collaboration among students in overcoming some topics, as the researcher found when implemented Group Investigation in the classroom.
3. For the students, they have to pay attention for their teacher while learning and teaching process. They also have to memorize English vocabularies as many as possible in order to be able to learn English easier. They should not worry about making mistakes because learning is fundamentally existed because of doing mistakes.
4. Teaching adjective clause by using Group Investigation was proven effective. Furthermore, the researcher suggested for further researcher to find out the effectiveness of Group Investigation in other English Skills and levels.

BIBLIOGRAPHY

- Arikunto, Suharsimi. *Prosedur Penelitian Suatu Pendekatan Praktik*. Jakarta: PT. Rineka Cipta, 2013.
- Asroriyah, C. *The Use of Group Investigation Technique to Improve Students' Speaking Skill for The Eleventh Grade Students of MAN Salatiga in The Academic Year 2015/2016*. Salatiga. A Thesis of IAIN Salatiga, 2015.
- Brown, H. Douglas. *Principles of Language Learning and Teaching*. 4th Edition. New York: Addison Wesley Longman, 2000.
- DeCapua, Andrea. *Grammar for Teachers: A Guide to American English for Native and Non-Native Speakers*. New York: Springer Science+Business Media, 2008.
- Dykes, Barbara. *Grammar for Everyone: Practical Tools for Learning and Teaching Grammar*. Victoria: Acer Press, 2007.
- Frank, Marcella. *Modern English: A Practical Reference*. 2nd Edition. Chicago: Prantice-Hall, 1972.
- Gay, L.R. *Education Research: Competencies for Analysis and application*. 8th Edition. United State: Earson Merrill Prenfile Hall, 2006.
- Hornby. *Oxford Advance Learners Dictionary Of Current English*. London: Oxford University Press, 1974.
- Jolliffe, Wendy. *Cooperative Learning in the Classroom: Putting it into Practice*. London: Paul Chapman Publishing, 2007.
- Jumriatin. *The Effectiveness of Cooperative Learning Type Group Investigation in Teaching Vocabulary; An Experimental Study at The Second Grade Students of SMA NW>. Sukara in Academic Year 2013/2014*. Mataram. A Thesis Journal of IKIP Mataram, 2013.
- Kyriacou, Chris. *Essential Teaching Skill*. 3rd Edition. United Kingdom: Nelson Thornes, 2007.
- Nugraheni, O. *Group Investigation: Changing Students' Speaking Skill from the Perspective of Communication Apprehension on the Eighth Grade Students of SMP N 1 Trucuk*. Surakarta, A Thesis of Sebelas Maret University, 2014.
- Nur, Muzakkir. *“Improving The Students' Vocabulary by Using TreeChart at The SecondYear of Madrasah AliyahDisamakanPalattaeKab. Bone”*. Thesis. Makassar: Tarbiyah and Teaching Science Faculty UIN Alauddin, 2011.

- Pinasti, D. N. *Improving Students' Writing Skill by Using Group Investigation at the First Grade Students of SMAN 1 Boyolali*. Surakarta. A Thesis of Sebelas Maret University, 2013.
- Philips, Deborah. *Longman Preparation Course for The TOEFL Test*. 2nd Edition. New York: Prenhallindo, 2000.
- Richards, Jack C. & Theodore S Rodgers. *Approaches & Methods In Language Teaching*. 2nd Edition. New York: Cambridge University Press, 2001.
- Rusman. *Model-Model Pembelajaran: Mengembangkan Professionalisme Guru*. 3rd Edition. Jakarta: PT RajaGrafindo Persada, 2011.
- Sabaruddin. *Improving The Second Year Students' Vocabulary Through Communicative Language Teaching With Realia At Madrasah Tsanawiyah Madani Pao-Pao*. A Thesis of English Education Department UIN Alauddin Makassar. 2013.
- Saktiyani, F. *the Effectiveness of Group Investigation to Teach Speaking Viewed from Students' Self-Confidence at the Tenth Grade of SMA Muhammadiyah 2 Yogyakarta*. Surakarta. A Thesis of Sebelas Maret University, 2015.
- Sharan, Yael and Solomo Sharan. *Educational Leadership: Group Investigation Expands Cooperative Learning*, 1989.
- Slavin, Robert E, et al. *LERNING TO COOPERATE, COOPERATE TO LEARN*. New York: Plenum Press, 1985.
- Slavin, Robert E. *Instruction Based on Cooperative Learning*. Johns Hopkins University and University of York, 1995.
- Sugiyono. *Metode Penelitian Pendidikan: Pendekatan Kuantitatif, Kualitatif, dan R & D*. 10th Edition. Bandung: Alfabeta, 2010.
- Suherman. *Top Grammar: A Guide to Write English*. 2nd Edition. Yogyakarta: Pustaka Ilmu, 2013.
- Sukirman. *The ability of the fifth semester students of English Language and Literature Department at Alauddin Islam State University Makassar in Analyzing Sentence in Reading Text Using Cooperative Learning*. Makassar. A Thesis of UIN Alauddin Makassar, 2010.
- Wharton, Sue and Phil Race. *500 Tips for Tesol (Teaching English to Speakers of Other Languages)*. New York: Taylor and Francis e-Library, 2005.
- Woods, Geraldine. *English Grammar for Dummies*. New York: Wiley Publishing, 2001.



UNIVERSITAS ISLAM NEGERI
ALAUDDIN
M A K A S S A R



UNIVERSITAS ISLAM NEGERI

ALAUDDIN

MAKASSAR

APPENDIX A

1. The result of the students' pre-test in experimental class (XI MIPA 3)

No	Name	Score (X)	Xi^2
1	Alfina	30	900
2	Amaliah Sulistiani Sukri	70	4900
3	Annisa Rezki Nabilah Aswan	45	2025
4	Ardilla Nur Asmi	45	2025
5	Astri Novitasari	45	2025
6	Dinda Juhdiniyah	45	2025
7	Endar Wahyuni	70	4900
8	Fadia Angela	50	2500
9	Helana Sulaikah	45	2025
10	Istiqomah Muqni Lestari	75	5625
11	Mahmud Saputra Ishak	30	900
12	Miftahul Ahyar	35	1225
13	Muh. Aldi Fauzan R.	60	3600
14	Muh. Bayu Eko S.	50	2500
15	Muh. Hilmi Saleh Rahmat	40	1600
16	Nasrah	55	3025
17	Ninda Thiara Riady	40	1600
18	Ningrum Sri Arindah S.P.Kuma	45	2025
19	Nur Fausiah Fitriani	65	4225

20	Nurfajri Hamdani T	50	2500
21	Nurjamilah S.	45	2025
22	Nurul Fadhilah Zayanah	50	2500
23	Rafiq Nur Said Hakim	50	2500
24	Rekha Indariyani	75	5625
25	Risma	50	2500
26	Riswana	50	2500
27	Sri Wahyuni	55	3025
28	Syahrian S.	45	2025
29	Syarifah Mukasyifah Quraisy	65	4225
30	Syarifah Salwa Quraisy	55	3025
31	Witri Maulani Sudirman	80	6400
32	Wiwik Yunita	55	3025
TOTAL		1665	91525

2. The result of the students' post-test in experimental class (XI MIPA 3)

No	Name	Score (X)	X_i^2
1	Alfina	70	4900
2	Amaliah Sulistiani Sukri	95	9025
3	Annisa Rezki Nabilah Aswan	100	10000
4	Ardilla Nur Asmi	85	7225
5	Astri Novitasari	70	4900
6	Dinda Juhdiniyah	80	6400
7	Endar Wahyuni	85	7225
8	Fadia Angela	80	6400
9	Helana Sulaikah	85	7225
10	Istiqomah Muqni Lestari	95	9025
11	Mahmud Saputra Ishak	75	5625
12	Miftahul Ahyar	80	6400
13	Muh. Aldi Fauzan R.	90	8100
14	Muh. Bayu Eko S.	80	6400
15	Muh. Hilmi Saleh Rahmat	75	5625
16	Nasrah	100	10000
17	Ninda Thiara Riady	90	8100
18	Ningrum Sri Arindah S.P.Kuma	85	7225
19	Nur Fausiah Fitriani	100	10000
20	Nurfajri Hamdani T	100	10000

21	Nurjamilah S.	100	10000
22	Nurul Fadhillah Zayanah	80	6400
23	Rafiqa Nur Said Hakim	90	8100
24	Rekha Indariyani	100	10000
25	Risma	85	7225
26	Riswana	80	6400
27	Sri Wahyuni	95	9025
28	Syahrin S.	85	7225
29	Syarifah Mukasyifah Quraisy	90	8100
30	Syarifah Salwa Quraisy	85	7225
31	Witri Maulani Sudirman	100	10000
32	Wiwik Yunita	90	8100
TOTAL		2800	247600

3. The result of the students' pre-test in control class (XI MIPA 4)

No	Name	Score (X)	X_i^2
1	Ade Iswari Ms Mangandu	50	2500
2	Ahkhiriani Assyiamanah	80	6400
3	Alfiah Fadhilah Imran	50	2500
4	Amirah Izzah Amany	55	3025
5	Annisa	75	5625
6	Aryanzah Linting	25	625
7	Asrar Bayu Risaldy Adil	40	1600
8	Asti Laloangin JS	25	625
9	Chaikal Nugra	45	2025
10	Diah Nur Madina	35	1225
11	Elisabeth Victoria	35	1225
12	Evi Nur	45	2025
13	Fifi Fajriany	55	3025
14	Gita Andira	45	2025
15	Luis Gustavo	50	2500
16	M. Yusran A.	55	3025
17	Muh Rifqy Dwi Mahendra S	50	2500
18	Muhammad Rifqi Afa Fudhail	40	1600
19	Ninik Dwi Marwanti	45	2025
20	Nur Qalbi	55	3025

21	Nurul Insani Qalbi	50	2500
22	Retnowati Nur Azizah	45	2025
23	Riana Septiani Rimmin	50	2500
24	Risky Wulan Purnama	50	2500
25	Rolando Gilsan Mokuna	70	4900
26	Siti Raudanatuma Fira E.	55	3025
27	Sitti Nurwahida Yanti Putri	60	3600
28	Sri Ayu	65	4225
29	Sri Indah	45	2025
30	Uswatun Hasanah	65	4225
31	Ummi Rezqiyah Auliyah	60	3600
32	Ichza Afriliyah Alfian	70	4900
TOTAL		1640	89150

UNIVERSITAS ISLAM NEGERI
ALAUDDIN
 M A K A S S A R

4. The result of the students' post-test in control class (XI MIPA 4)

No	Name	Score (X)	Xi^2
----	------	-----------	---------------

1	Ade Iswari Ms Mangandu	75	5625
2	Ahkhiriani Assyiamanah	100	10000
3	Alfiah Fadhilah Imran	75	5625
4	Amirah Izzah Amany	65	4225
5	Annisa	80	6400
6	Aryanzah Linting	50	2500
7	Asrar Bayu Risaldy Adil	60	3600
8	Asti Laloangin JS	70	4900
9	Chaikal Nugra	55	3025
10	Diah Nur Madina	60	3600
11	Elisabeth Victoria	65	4225
12	Evi Nur	75	5625
13	Fifi Fajriany	70	4900
14	Gita Andira	50	2500
15	Luis Gustavo	95	9025
16	M. Yusran A.	70	4900
17	Muh Rifqy Dwi Mahendra S	60	3600
18	Muhammad Rifqi Aufa Fudhail	100	10000
19	Ninik Dwi Marwanti	70	4900
20	Nur Qalbi	60	3600
21	Nurul Insani Qalbi	80	6400
22	Retnowati Nur Azizah	50	2500

23	Riana Septiani Rimmin	80	6400
24	Risky Wulan Purnama	65	4225
25	Rolando Gilsan Mokuna	85	7225
26	Siti Raudanatuma Fira E.	75	5625
27	Sitti Nurwahida Yanti Putri	80	6400
28	Sri Ayu	70	4900
29	Sri Indah	75	5625
30	Uswatun Hasanah	80	6400
31	Ummi Rezqiyah Auliyah	75	5625
32	Ichza Afriliyah Alfian	90	8100
TOTAL		2310	172200

UNIVERSITAS ISLAM NEGERI
ALAUDDIN
 M A K A S S A R

APPENDIX B

The Mean Score of Experimental and Control class

A. Experimental class

1. Pre-test

$$\bar{x} = \frac{\sum x}{n}$$

$$\bar{x} = \frac{1665}{32}$$

$$\bar{x} = 52.03$$

2. Post-test

$$\bar{x} = \frac{\sum x}{n}$$

$$\bar{x} = \frac{2800}{32}$$

$$\bar{x} = 87.50$$

- B. Control class

1. Pre-test

$$\bar{x} = \frac{\sum x}{n}$$

$$\bar{x} = \frac{1640}{32}$$

$$\bar{x} = 51.25$$

2. Post-test

$$\bar{x} = \frac{\sum x}{n}$$

$$\bar{x} = \frac{2310}{32}$$

$$\bar{x} = 72.18$$

APPENDIX C

Standard Deviation of Experimental and Control class

A. Experimental class

1. Pre-test

$$SD = \sqrt{\frac{SS}{N-1}}$$

$$\text{Where } SS_1 = \sum x^2 - \frac{(\sum x)^2}{N}$$

$$= 91525 - \frac{(1665)^2}{32}$$

$$= 91525 - \frac{2772225}{32}$$

$$= 91525 - 86632.03$$

$$= 4892.97$$

$$SD = \sqrt{\frac{SS}{N-1}}$$

$$= \sqrt{\frac{4892.97}{32-1}}$$

$$= \sqrt{\frac{4892.97}{31}}$$

$$= \sqrt{157.83}$$

$$= 12.56$$

2. Post-test

$$SD = \sqrt{\frac{SS}{N-1}}$$

$$\text{Where } SS_1 = \sum x^2 - \frac{(\sum x)^2}{N}$$

$$= 247600 - \frac{(2800)^2}{32}$$

$$= 247600 - \frac{7840000}{32}$$

$$= 247600 - 245000$$

$$= 2600$$

$$SD = \sqrt{\frac{SS}{N-1}}$$

$$= \sqrt{\frac{2600}{32-1}}$$

$$= \sqrt{\frac{2600}{31}}$$

$$= \sqrt{83.87}$$

$$= 9.15$$

B. Control class

1. Pre-test

$$SD = \sqrt{\frac{SS}{N-1}}$$

$$\text{Where } SS_2 = \sum x^2 - \frac{(\sum x)^2}{N}$$

$$= 89150 - \frac{(1640)^2}{32}$$

$$= 89150 - \frac{2689600}{32}$$

$$= 89150 - 84050$$

$$= 5100$$

$$SD = \sqrt{\frac{SS}{N-1}}$$

$$= \sqrt{\frac{5100}{32-1}}$$

$$= \sqrt{\frac{5100}{31}}$$

$$= \sqrt{164.51}$$

$$= 12.82$$

$$SD = \sqrt{\frac{SS}{N-1}}$$

$$\text{Where } SS_2 = \sum x^2 - \frac{(\sum x)^2}{N}$$

$$= 172200 - \frac{(2310)^2}{32}$$

$$= 172200 - \frac{5336100}{32}$$

$$= 172200 - 166753.12$$

$$= 5446.88$$

$$SD = \sqrt{\frac{SS}{N-1}}$$

$$= \sqrt{\frac{5446.88}{32-1}}$$

$$= \sqrt{\frac{5446.88}{31}}$$

$$= \sqrt{175.70}$$

$$= 13.25$$

2. Post-test

The Significant Difference

$$\bar{x}_1 = 87.50 \quad SS_1 = 2600$$

$$\bar{x}_2 = 72.18 \quad SS_2 = 5446.88$$

1. t-Test

$$\begin{aligned} t &= \frac{\bar{x}_1 - \bar{x}_2}{\sqrt{\left(\frac{SS_1 + SS_2}{n_1 + n_2 - 2}\right) \left(\frac{1}{n_1} + \frac{1}{n_2}\right)}} \\ &= \frac{87.50 - 72.18}{\sqrt{\left(\frac{2600 + 5446.88}{32 + 32 - 2}\right) \left(\frac{1}{32} + \frac{1}{32}\right)}} \\ &= \frac{15.32}{\sqrt{\left(\frac{8046.88}{62}\right) \left(\frac{2}{64}\right)}} \\ &= \frac{15.32}{\sqrt{(129.78)(0.03)}} \\ &= \frac{15.32}{\sqrt{3.89}} \\ &= \frac{15.32}{1.97} \end{aligned}$$

$$\mathbf{t\text{-Test} = 7.77}$$

2. t-Table

$$\text{Level of Significance } (\alpha) = 0.05$$

$$\text{Degree of freedom (df)} = (N_1 + N_2) - 2 = (32 + 32) - 2 = 62$$

$$\mathbf{t\text{-Table} = 2.000}$$

Research Instrument

1. Pre-test

A. Combine the sentences below by using the correct Adjective Clause Connectors; Who, Which, or That!

Example:

John finds a cat. The cat has brown legs.

Answer: *John finds a cat **which** has brown legs*

1. John bought a boat. The boat costs thirty thousand dollars.
2. The silver computer is mine. You can use the computer to surf the internet.
3. Regina is a beautiful young lady. She is my best friend.
4. The girl is happy. She wears red veil.
5. This is the city. It has two art museums.

(Adapted from: Effendi, 2015)

B. Choose the best adjective clause connector to complete the sentences below!

1. The motorcycle is a vehicle ... you can use to buy vegetables in the market.
a. who b. which c. it
2. I'd like to teach the children ... were with us last weekend about forgiveness.
a. who b. they c. which
3. Someone sent her a letter ... made her smile all day long.
a. is b. that c. who
4. The little girl ... is running down the hill is my neighbor's daughter.

- a. where b. who c. which

5. The homeless was sleeping on the sidewalk ... was dirty and smell very bad.

- a. it b. which c. who

(Adapted from: Yulia, 2015)

C. Complete each sentence below with “who”, “that”, or “which” and a word from the box.

Scarf	Dictionary	Photographer	Dentist
Airport	Cooker	Chef	Digital Camera
Digital TV	Drivers	Uniform	

1. A system lets you watch programmes when you want to is called a
2. A person takes photographs is called a
3. A machine in your kitchen cooks food is called a
4. A person cooks food in a restaurant is called a
5. A book has definitions of words is called a
6. A thing you wear round your neck is called a
7. A machine takes pictures without using a film is called a
8. A person helps people with dental problems is called a
9. People Drive cars are called
10. A thing you use at school is named a

(Adopted from: Greenall, 2005)

2. Post-test

A. Combine the sentences below by using the correct Adjective Clause

Connectors; Who, Which, or That!

Example:

Aldi uses a car. The car only has two doors.

Answer: *Aldi uses a car **which** only has two doors.*

1. Faisal brings a novel. The novel has blue cover.
2. The red car is mine. You can use the car to see panorama around this city.
3. Alina is a friendly girl. She is my classmate.
4. The farmer is happy. He wears green hat.
5. This is the campus. It has eight faculties.

(Adapted from: Effendi, 2015)

B. Choose the best adjective clause connector to complete the sentences below!

1. The television is a thing ... you can use to watch many dramas or movies.
 - a. who
 - b. which
 - c. it
2. I'd like to tell the audiences ... were with us last month about our upcoming events.
 - a. who
 - b. they
 - c. which
3. The man gave her a doll ... made her happy every day.
 - a. is
 - b. that
 - c. who
4. The little cat ... is eating in the kitchen is my neighbor's cat.
 - a. where
 - b. who
 - c. which
5. The students were reading books at library ... were clean and smell good.

- a. it b. which c. who

(Adapted from: Yulia, 2015)

C. Complete each sentence below with “who”, “that”, or “which” and a word from the box.

Bracelet	Motorcycle	Teacher	Post-man
School	Pan	Doctor	Refrigerator
Telephone	Fishermen	Cup	

1. A thing lets you call someone in very long distance is called a
2. A person teaches in the classroom is called a
3. A thing in your kitchen fries food is called a
4. A person gives medicine at hospital is called a
5. A transportation has two wheels is called a
6. A thing you wear round your arm is called a
7. A machine fertilizes food is called a
8. Someone helps people to deliver packages is called a
9. The ones look for fish in ocean are called
10. A thing you use when drink tea is a

(Adopted from: Greenall, 2005)

APPENDIX F

Students' Works of Pre-test and Post-test

1. Experimental Class

a. Pre-test

Name : WILUK KURNIA
 Reg. Num :
 Class : XI MIPA 3

A. Combine the sentences below by using the correct Adjective Clause Connector; Who, Which, or That!

Example:
 John finds a cat. The cat has brown legs.
 Answer: John finds a cat which has brown legs.

- John bought a boat. The boat costs thirty thousand dollars.
- The silver computer is mine. You can use the computer to surf the internet.
- Regina is a beautiful young lady. She is my best friend.
- The girl is happy. She wears red veil.
- This is the city. It has two art museums.

(Adapted from: Effendi, 2015)

B. Choose the best adjective clause connector to complete the sentences below!

- The motorcycle is a vehicle ... you can use to buy vegetables in the market.
 a. who b. which c. it
- I'd like to teach the children ... were with us last weekend about forgiveness.
 a. who b. they c. which
- Someone sent her a letter ... made her smile all day long.
 a. is b. that c. who

A.

- John bought a boat. Which The boat costs thirty thousand dollars.
- The silver computer is mine. Which You can use the computer to surf the internet
- Regina is a beautiful young lady. that She is my best friend
- The girl is happy. who She wears red veil
- This is the city. which It has two art museums.

4. The little girl ... is running down the hill is my neighbor's daughter.

- where b. who c. which

5. The homeless was sleeping on the sidewalk ... was dirty and smell very bad.

- it b. which c. who

(Adapted from: Yulia, 2015)

C. Complete each sentence below with "who", "that", or "which" and a word from the box.

Scarf	Dictionary	Photographer	Dentist
Airport	Cooker	Chef	Digital Camera
Digital TV	Drivers	Uniform	

1. A system ^{which} lets you watch programmes when you want to is called a Digital TV
2. A person ^{who} takes photographs is called a Digital Camera
3. A machine in your kitchen ^{that} cooks food is called a Cooker
4. A person ^{who} cooks food in a restaurant is called a Chef
5. A book ^{which} has definitions of words is called a Dictionary
6. A thing ^{that} you wear round your neck is called a Scarf
7. A machine ^{which} takes pictures without using a film is called a Photographer
8. A person ^{who} helps people with dental problems is called a Dentist
9. People ^{who} Drive cars are called Drivers
10. A thing ^{which} you use at school is named a Uniform

(Adopted from: Greenall, 2005)

b. Post-test

Name : WIWIK YUNITA

Reg. Num :

Class : XI IPA 3

A. Combine the sentences below by using the correct Adjective Clause

Connectors: Who, Which, or That!

Example:

Aldi uses a car. The car only has two doors.

Answer: Aldi uses a car which only has two doors.

- Faisal brings a novel. The novel has blue cover.
Faisal brings a novel which has blue cover
- The red car is mine. You can use the car to see panorama around this city.
The red car that you can use to see panorama around
- Alina is a friendly girl. She is my classmate. That the city is mine
Alina is a friendly girl who is my classmate
- The farmer is happy. He wears green hat.
The farmer who wears green hat is happy
- This is the campus. It has eight faculties.
That is the campus which (Adapted from: Effendi, 2015)
has eight faculties

B. Choose the best adjective clause connector to complete the sentences

below!

- The television is a thing ... you can use to watch many dramas or movies.
a. who which c. it
- I'd like to tell the audiences ... were with us last month about our upcoming events.
 who b. they c. which
- The man gave her a doll ... made her happy every day.
a. is that who

4. The little cat ... is eating in the kitchen is my neighbor's cat.

~~a. where~~ b. who ~~c. which~~

5. The students were reading books at library ... were clean and smell good.

a. it ~~b. which~~ c. who

(Adapted from: Yulia, 2015)

C. Complete each sentence below with "who", "that", or "which" and a word from the box.

Bracelet	Motorcycle	Teacher	Post-man
School	Pan	Doctor	Refrigerator
Telephone	Fishermen	Cup	

1. A thing ^{which} lets you call someone in very long distance is called a ^{Telephone}.
2. A person ^{who} teaches in the classroom is called a ^{teacher}.
3. A thing in your kitchen ^{which} fries food is called a ^{Pan}.
4. A person ^{that} gives medicine at hospital is called a ^{Doctor}.
5. A transportation ^{that} has two wheels is called a ^{Motorcycle}.
6. A thing ^{which} you wear round your arm is called a ^{bracelet}.
7. A machine ^{which} fertilizes food is called a ^{Refrigerator}.
8. Someone ^{who} helps people to deliver packages is called a ^{Post man}.
9. The ones ^{that} look for fish in ocean are called ^{fishermen}.
10. A thing ^{that} you use when drink tea is a ^{Cup}.

(Adopted from: Greenall, 2005)

2. Control Class

a. Pre-Test

Name : ASTI WALDARUGIN J'S

Reg. Nurn :

Class : IX MIPA 4

A. Combine the sentences below by using the correct Adjective Clause

Connectors; Who, Which, or That!

Example:

John finds a cat. The cat has brown legs.

Answer: John finds a cat which has brown legs.

- John bought a boat. The boat costs thirty thousand dollars.
John bought a boat which the boat costs thirty thousand dollars.
- The silver computer is mine. You can use the computer to surf the internet.
The silver computer is mine that you can use the computer to surf the internet.
- Regina is a beautiful young lady. She is my best friend.
Regina is a beautiful young lady who she is my best friend.
- The girl is happy. She wears red veil.
The girl is happy that she wears red veil.
- This is the city. It has two art museums.
This is the city that it has two art museums.

(Adapted from: Effendi, 2015)

B. Choose the best adjective clause connector to complete the sentences

below!

- The motorcycle is a vehicle ... you can use to buy vegetables in the market.
a. who b. which c. it
- I'd like to teach the children ... were with us last weekend about forgiveness.
a. who b. they c. which
- Someone sent her a letter ... made her smile all day long.
 a. is b. that c. who

4. The little girl ... is running down the hill is my neighbor's daughter.

- (a) where b. who c. which

5. The homeless was sleeping on the sidewalk ... was dirty and smell very bad.

- (a) it b. which c. who

(Adapted from: Yulia, 2015)

C. Complete each sentence below with "who", "that", or "which" and a word from the box.

Scarf	Dictionary	Photographer	Dentist
Airport	Cooker	Chef	Digital Camera
Digital TV	Drivers	Uniform	

1. A system ~~that~~ lets you watch programmes when you want to is called a ... Digital TV
2. A person ~~which~~ ... takes photographs is called a ... ~~Photographer~~ Photographer
3. A machine in your kitchen ~~which~~ ... ^{who} cooks food is called a ... ~~Chef~~ Chef
4. A person ... ~~which~~ ... cooks food in a restaurant is called a ... ~~Dentist~~ Dentist
5. A book ~~which~~ ... has definitions of words is called a ... Dictionary
6. A thing ... ~~that~~ ... you wear round your neck is called a ...
7. A machine ... ~~who~~ ... takes pictures without using a film is called a ... Digital camera
8. A person ... ~~that~~ ... helps people with dental problems is called a ... Dentist
9. People ... ~~which~~ ... Drive cars are called ... Drivers
10. A thing ... ~~that~~ ... you use at school is named a ... Uniform

(Adopted from: Greenall, 2005)

b. Post-test

Name : Asti Loucingin 3-5
 Reg. Num :
 Class : XI IPA 4

A. Combine the sentences below by using the correct Adjective Clause

Connectors: Who, Which, or That!

Example:

Aldi uses a car. The car only has two doors.

Answer: Aldi uses a car which only has two doors.

- Faisal brings a novel. The novel has blue cover.
 Faisal brings a novel that has blue cover.
- The red car is mine. You can use the car to see panorama around this city.
 The red car is mine which you can use the car to see panorama around this city.
- Alina is a friendly girl. She is my classmate.
 Alina is a friendly girl who is my classmate.
- The farmer is happy. He wears green hat.
 The farmer is happy who wears green hat.
- This is the campus. It has eight faculties.
 This is the campus that has eight faculties.

(Adapted from: Effendi, 2015)

B. Choose the best adjective clause connector to complete the sentences below!

- The television is a thing ... you can use to watch many dramas or movies.
 a. who b. which c. it
- I'd like to tell the audiences ... were with us last month about our upcoming events.
 a. who b. they c. which
- The man gave her a doll ... made her happy every day.
 a. is b. that c. who

4. The little cat ... is eating in the kitchen is my neighbor's cat.
 a. where b. who c. which
5. The students were reading books at library ... were clean and smell good.
 a. it b. which c. who

(Adapted from: Yulia, 2015)

C. Complete each sentence below with "who", "that", or "which" and a word from the box.

Bracelet	Motorcycle	Teacher	Post-man
School	Pan	Doctor	Refrigerator
Telephone	Fishermen	Cup	

1. A thing . . . which . . . lets you call someone in very long distance is called a . . . telephone
2. A person . . . who . . . teaches in the classroom is called a . . . teacher.
3. A thing in your kitchen . . . which . . . fries food is called a . . . Pan
4. A person . . . who . . . gives medicine at hospital is called a . . . doctor . . .
5. A transportation . . . which . . . has two wheels is called a . . . motorcycle
6. A thing . . . which . . . you wear round your arm is called a . . . Bracelet
7. A machine . . . which . . . fertilizes food is called a . . . Refrigerator
8. Someone . . . who . . . helps people to deliver packages is called a . . . Post-man
9. The ones . . . who . . . look for fish in ocean are called . . . Fishermen
10. A thing . . . which . . . you use when drink tea is a . . . Cup

(Adopted from: Greenall, 2005)

M A K A S S A R

Appendix G

Lesson Plan

Class	XI MIPA 3 (Experimental Class)
Meeting	The Second (2)
Objectives	Students will be able to understand clauses with correct subject-verb agreement when using connectors
Time	2 X 45 minutes

Pre-Teaching	Role	Time	Media
<p>Greet the students:</p> <ul style="list-style-type: none"> • The researcher will start the class by saying hello to students and ask their current condition. • Check students' role (attendant list) 	T-S	5	
<p>Reviewing:</p> <ul style="list-style-type: none"> • Ask the students about their previous lessons • Give them some oral questions to recall their comprehension related to previous lessons. <p><i>The researcher will lead the students to the next</i></p>	T-S	5	Whiteboard, marker

<ul style="list-style-type: none"> The researcher will define clause as a group of words consisting of subject and verb. The researcher will give some examples of clauses form simple to complex clauses. 	T-S	10	
<p>Q & A Session:</p> <ul style="list-style-type: none"> The researcher will encourage the students to ask if they find confusing items. 	T-S	5	Whiteboards, marker, hand-
<p>Group the students into group of 4 or 5:</p> <ul style="list-style-type: none"> The researcher will give the students exercises which must be completed collectively as a group. The researcher will ask each group to read aloud the result to the entire class. 	S-S	25	out (if any)
Post-Teaching	Role	Time	Media
The researcher gives final answers to the students.	T-S	5	Whiteboard
The researcher will do casual talk with students and give assignment to the students.	T-S	10	and
The researcher will end the meeting.	T-S	5	marker

Mamuju, August 2017

Sulaiha, S.Pd.
NIP. 19820829 200501 2010

LESSON PLAN

Class	XI MIPA 3 (Experimental Class)
Meeting	The Third (3)
Objectives	Students will be able to understand clauses with correct subject-verb agreement when using connectors
Time	2 X 45 minutes


Pre-Teaching	Role	Time	Media
<p>Greet the students:</p> <ul style="list-style-type: none"> The researcher will start the class by saying hello to students and ask their current condition. Check students' role (attendant list) 	T-S	5	
<p>Reviewing:</p> <ul style="list-style-type: none"> Ask the students about their previous lessons Give them some questions to recall their comprehension related to previous lessons. 	T-S	10	Whiteboard, marker
While-Teaching	Role	Time	Media

<p>The researcher will continue to explain more English clauses:</p> <ul style="list-style-type: none"> The explanation includes the kinds of clauses; Independent and dependent clause. 	T-S	20	Whiteboard, marker, ppt (if any)
<p>Group the students into group of 4 or 5:</p> <ul style="list-style-type: none"> The researcher will give exercises to students which must be done collectively. The researcher will invite a representative of each group to inform the result to other groups by reading it aloud in front of the class. 	S-S	30	
<p>Q & A Session:</p> <ul style="list-style-type: none"> The researcher will encourage the students to ask if they find confusing items. 	T-S	5	
Post-Teaching	Role	Time	Media
<p>The researcher will give final answers to the</p>	T-S	5	Whiteboard

students.			oard
The researcher will do casual talk with students and give assignment to the students.	T-S	10	and marker
The researcher will end the meeting.	T-S	5	

Mamuju, August 2017

Sulaiha, S.Pd.
NIP. 19820829 200501 2010



LESSON PLAN

Class	XI MIPA 3 (Experimental Class)
-------	---------------------------------------

Meeting	The Fourth (4)
Objectives	Students will be able to understand clauses with correct subject-verb agreement when using connectors
Time	2 X 45 minutes

Pre-Teaching	Role	Time	Media
<p>Greet the students:</p> <ul style="list-style-type: none"> The researcher will start the class by saying hello to students and ask their current condition. Check students' role (attendant list) 	T-S	5	
<p>Reviewing:</p> <ul style="list-style-type: none"> Ask the students about their previous lessons Give them some questions to recall their comprehension related to previous lessons. 	T-S	10	Whiteboard, marker
While-Teaching	Role	Time	Media
<p>Group the students into group of 4 or 5:</p> <ul style="list-style-type: none"> The researcher will play a game which is 	S-S	15	Whiteboard,

<p>called categories.</p> <ul style="list-style-type: none"> • Each group is instructed to find words of subject and verb as many as possible • Each word will be rewarded 1 point or 0 point. The word will be rewarded 1 point if the word is not written by other groups; the word will be rewarded 0 point if other groups write the same word. • The group which has the highest point wins the game. 			marker, ppt (if any)
<p>The researcher will continue to explain more English clauses:</p> <ul style="list-style-type: none"> • The researcher tends to help students to analyze structure of clauses such as subject, verb, and connector. 	T-S	15	
<p>Q & A Session:</p> <ul style="list-style-type: none"> • The researcher will encourage the students to ask if they found confusing items. 	T-S	5	
<p>The researcher will instruct the students to work in group for the second time:</p> <ul style="list-style-type: none"> • The researcher will ask the students to work collectively whether the clauses given by the 	S-S	20	Whiteboards, marker, hand-

<p>researcher are true or false.</p> <ul style="list-style-type: none"> • Each group will mark each clause with the word T if the clause is true and F if the clause is false. • Each group must correct the clause if the clauses given by the researcher are false. • Each group will inform the result to other groups by reading it aloud. 			out (if any)
Post-Teaching	Role	Time	Media
The researcher will give final answers to the students.	T-S	5	Whiteboard
The researcher will do casual talk with students and give assignment to the students.	T-S	10	and marker
The researcher will end the meeting.	T-S	5	

UNIVERSITAS ISLAM NEGERI

Mamuju,

August 2017

ALAUDDIN

M A K A S S A R

Sulaiha, S.Pd.

NIP. 19820829 200501 2010

LESSON PLAN

Class	XI MIPA 3 (Experimental Class)
Meeting	The Fifth (5)

Objectives	Students will be able to understand adjective clause with correct subject-verb agreement when using connectors who, which, and that.
Time	2 X 45 minutes

Pre-Teaching	Role	Time	Media
<p>Greet the students:</p> <ul style="list-style-type: none"> The researcher will start the class by saying hello to students and ask their current condition. Check students' role (attendant list) 	T-S	5	
<p>Reviewing:</p> <ul style="list-style-type: none"> Ask the students about their previous lessons Give them some questions to recall their comprehension related to previous lessons. 	T-S	10	Whiteboard, marker
<p><i>The researcher will lead the students to the next item (Adjective clause) by eliciting ideas from the students about adjective clause.</i></p>	T-S	5	

While-Teaching	Role	Time	Media
<p>Define Adjective Clause:</p> <ul style="list-style-type: none"> • The researcher will define adjective clause as something which is used to give additional information to noun. • The researcher will give examples of noun followed by several examples of adjective clause. • The researcher will explain the functions of adjective clause connectors; who, which, and that). 	T-S	20	Whiteboard, marker, ppt (if any)
<p>Q & A Session:</p> <ul style="list-style-type: none"> • The researcher will encourage the students to ask if they find confusing items. 	T-S	10	
<p>Group the students into group of 4 or 5:</p> <ul style="list-style-type: none"> • The researcher will give the students adjective clauses exercises which must be done collectively as a group. • Each group informed the result to other groups by reading the exercises aloud. 	S-S	25	Whiteboards and marker
Post-Teaching	Role	Time	Media
The researcher will give final answers to the	T-S	5	Whiteboard

students.			oard
The researcher will do casual talk with students and give assignment to the students.	T-S	5	and marker
The researcher will end the meeting.	T-S	5	

Mamuju, August 2017

Sulaiha, S.Pd.
NIP. 19820829 200501 2010



Class	XI MIPA 3 (Experimental Class)
Meeting	The Sixth (6)
Objectives	Students will be able to understand adjective clause with

	correct subject-verb agreement when using connectors who, which, and that.
Time	2 X 45 minutes

Pre-Teaching	Role	Time	Media
<p>Greet the students:</p> <ul style="list-style-type: none"> The researcher will start the class by saying hello to students and ask their current condition. Check students' role (attendant list) <p>Reviewing:</p> <ul style="list-style-type: none"> Ask the students about their previous lessons Give them some questions to recall their comprehension related to previous lessons. 	T-S	5	
	T-S	10	Whiteboard, marker
While-Teaching	Role	Time	Media
<p>Group the students into group of 4 or 5:</p> <ul style="list-style-type: none"> The researcher will play a game which is called categories. Each group is instructed to find words of noun as many as possible 	S-S	15	Whiteboard, marker, ppt (if any)

<ul style="list-style-type: none"> • Each word will be rewarded 1 point or 0 point. The word will be rewarded 1 point if the word is not written by other groups; the word will be rewarded 0 point if other groups write the same word. • The group which has the highest point wins the game. 			
<p>The researcher will continue to explain more Adjective clauses;</p> <ul style="list-style-type: none"> • The researcher tends to help students to analyze structure of adjective clauses such as subject, verb, and connector (who, which, and that). 	T-S	10	Whiteboards and marker
<p>Q & A Session:</p> <ul style="list-style-type: none"> • The researcher will encourage the students to ask if they find confusing items. 	T-S	5	
<p>The researcher will instruct the students to work in groups for the second time:</p> <ul style="list-style-type: none"> • The researcher will ask the students to work collectively whether the adjective clauses given by the researcher are true or false. • Each group will mark each adjective clause with the word T if the adjective clause is true 	S-S	30	

<p>and F if the adjective clause is false.</p> <ul style="list-style-type: none"> • Each group must correct the adjective clause if the adjective clauses given by the researcher are false. • Each group will inform the result to other groups by reading it aloud. 			
Post-Teaching	Role	Time	Media
The researcher gives final answers to the students.	T-S	5	Whiteboard
The researcher will do casual talk with students and gave assignment to the students.	T-S	5	board and marker
The researcher will end the meeting.	T-S	5	marker

Mamuju, September 2017

UNIVERSITAS ISLAM NEGERI

Sulaiha, S.Pd.
NIP. 19820829 200501 2010

LESSON PLAN

Class	XI MIPA 3 (Experimental Class)
Meeting	The Seventh (7)
Objectives	Students will be able to understand adjective clause with correct subject-verb agreement when using connectors

	who, which, and that.
Time	2 X 45 minutes

Pre-Teaching	Role	Time	Media
<p>Greet the students:</p> <ul style="list-style-type: none"> The researcher will start the class by saying hello to students and ask their current condition. Check students' role (attendant list) 	T-S	5	
<p>Reviewing:</p> <ul style="list-style-type: none"> Ask the students about their previous lessons Give them some questions to recall their comprehension related to previous lessons. 	T-S	10	Whiteboard, marker
While-Teaching	Role	Time	Media
<p>Group the students into group of 4 or 5:</p> <ul style="list-style-type: none"> The researcher will play a game which is called game squares. The researcher will draw many squares which are marked orderly (1, 2, 3, and so on) and each square consists of one noun. 	S-S	20	Whiteboard, marker, ppt (if any)

<ul style="list-style-type: none"> • Each group will throw a dice to determine the box that the group must explain. • The researcher will instruct the students to explain the word noun by using adjective clause. <p>The researcher will instruct students to work in group for the second time:</p> <ul style="list-style-type: none"> • The researcher will instruct the students to find some words of noun. Those words must be explained by using adjective clause and must be done collectively. • Each group informed the result to other groups by reading it aloud. • The researcher will allow other groups to give comments to other groups' result. <p>Q & A Session:</p> <ul style="list-style-type: none"> • The researcher will encourage the students to ask if they find confusing items. 	S-S	30	Whiteboards and marker
Post-Teaching	Role	Time	Media
The researcher will give final answers to the students.	T-S	5	Whiteboard
The researcher will do casual talk with students.	T-S	5	and

The researcher will end the meeting.	T-S	5	marker
---	-----	---	--------

Mamuju, September 2017

Sulaiha, S.Pd.
NIP. 19820829 200501 2010



APPENDIX H

UNIVERSITAS ISLAM NEGERI

Students' Exercises

ALAUDDIN
M A K A S S A R

GROUP 1

No. Tuesday
Date 29 August 2017

- Members : * Arelilla Nur Asmi
 * Dinda Juhelaryah
 * Nugrum Sri Arindah S.Pk.
 * Nurfausiah Fitriani

Adjective Clause

1. This is the bag that you are hiding
2. The shirt that I like very much is fallen
3. The shoes that I bring is yours
4. The children who study in my home are very cute.
5. They are my family who are very kind
6. She is your girlfriend who is beautiful.
7. The man who's stands in front of you is mine
8. He is my friend who is very ugly.
9. She is my teacher ^{who} is very smart
10. They are my friend who are very naughty

No. _____

Date: _____

- | | | |
|----|----------------------|--------------|
| 1. | Alfina | } KELOMPOK 3 |
| 2. | Helana Sulaikha | |
| 3. | Rafiq Nur Said Hakim | |
| 4. | Risma | |
| 5. | Sri Rahayu Ningsih | |

1. She is my mother who is smart in cooking.
2. This is the Novel which is my past Novel.
3. She is my friend who is very smart.
4. This is my picture which is very beautiful.
5. They are your sisters who are lazy to clean in my house.
6. This is the pen which is very beautiful.
7. That is the bag ^{that} you lift in school.
8. This is your dictionary which I borrowed last week.
9. The teacher who is dizzy is teaching in the class room.
10. He is a boyfriend who is very handsome.

UNIVERSITAS ISLAM NEGERI

ALAUDDIN

MAKASSAR

Group 5

XI MIPA 3

Date: 29 August 2017

<input type="checkbox"/>	Name :
<input type="checkbox"/>	* Annisa Regita . F
<input type="checkbox"/>	* Reha Indriyani
<input type="checkbox"/>	* Nuri Fachilah . Z
<input type="checkbox"/>	* Witri Maulani . S
<input type="checkbox"/>	* Istiqomah Muqni . L
<input type="checkbox"/>	
<input type="checkbox"/>	
<input type="checkbox"/>	1. The teacher who is teaching in your class is my father.
<input type="checkbox"/>	2. The flower that you smell is very aromatic.
<input type="checkbox"/>	3. My friend who is sitting beside you is a handsome boy.
<input type="checkbox"/>	4. The book that you borrow is a good book.
<input type="checkbox"/>	5. The woman who is standing in front of you is use a red veil.
<input type="checkbox"/>	6. Your class which has a beautiful decoration.
<input type="checkbox"/>	7. The smart person in your class who have a sharp dimple.
<input type="checkbox"/>	8. The cloth that you use is mine.
<input type="checkbox"/>	9. The nice food in the world who has cooked by my mother.
<input type="checkbox"/>	10. The food that you eat is very delicious.
<input type="checkbox"/>	
<input type="checkbox"/>	

No.:

Date:

Group eight (D)

- Amaliah Sulistiana

- Irma Magfirah

- Anur Maksura

- Muhi-Hilmi Saleh

- Syahrizan

Adjective Clause

A-Definition

1. The girl who is sitting next door is my sister

2. The cloth that you use have, ~~is~~ same motive with my cloth

3. The tissue that you take just now ~~is~~ have been used by me

4. The boy who you like is my ex-boyfriend

5. Stove is a tool that we use to cook


6. The cloth that you lost was my favorite cloth.

7. The doctor that you visited yesterday is my aunt.

8. The person who is sewing clothes called taylor

9. The laptop that you use is Beni's laptop.

10. The book that you take just now is my book



One thousand problems million solutions

Appendix I

Distribution of t-Table

Df	Level of Significance for two-tailed test					
	0,5	0,2	0,1	0,05	0,02	0,01
	Level of Significance for one-tailed test					
	0,25	0,1	0	0,025	0,1	0,005
1	1,000	3,078	6,314	12,706	31,821	63,657
2	0,816	1,886	2,920	4,303	6,965	9,926
3	0,765	1,638	2,353	3,183	4,541	5,841
4	0,741	1,533	2,132	2,776	3,747	4,604
5	0,727	1,476	2,015	2,571	3,365	4,032
6	0,718	1,440	1,943	2,447	2,143	3,707
7	0,711	1,451	1,895	2,365	2,998	3,499
8	0,706	1,397	1,860	2,306	2,896	3,355
9	0,703	1,383	1,833	2,262	2,821	3,250
10	0,700	1,372	1,812	2,226	2,764	3,169
11	0,697	1,363	1,769	2,201	2,718	3,106
12	0,695	1,356	1,782	2,201	2,681	3,055
13	0,694	1,350	1,771	2,179	2,650	3,120
14	0,692	1,345	1,761	2,160	2,624	2,977
15	0,691	1,341	1,753	2,143	2,604	2,947
16	0,690	1,337	1,746	2,331	2,583	2,921
17	0,689	1,333	1,740	2,120	2,567	2,898
18	0,688	1,330	1,734	2,110	2,552	2,878
19	0,687	1,328	1,729	2,101	2,539	2,861
20	0,686	1,325	1,725	2,093	2,528	2,845
21	0,686	1,323	1,721	2,086	2,518	2,831
22	0,685	1,321	1,717	2,080	2,505	2,819
23	0,685	1,319	1,714	2,074	2,500	2,807
24	0,684	1,318	1,711	2,690	2,492	2,797
25	0,684	1,316	1,708	2,060	2,485	2,787
26	0,684	1,315	1,706	2,056	2,479	2,779
27	0,684	1,314	1,703	2,052	2,473	2,771
28	0,683	1,313	1,701	2,048	2,467	2,763
29	0,683	1,311	1,699	2,045	2,462	2,756
30	0,683	1,310	1,697	2,042	2,457	2,750
40	0,681	1,303	1,684	2,021	2,423	2,704
60	0,679	1,296	1,671	2,000	2,390	2,660
120	0,677	1,289	1,658	2,890	2,358	2,617
	0,674	1,282	1,645	1,960	2,326	2,576

Appendix J
Documentation

1. Experimental Class



2. Control Class



CURRICULUM VITAE



The writer, Muhammad Mas'ud MS was born on May 13th, 1995 in Parappe, Majene Regency, West Sulawesi Province. He has two sisters and no brothers. He is the last child of Mansur and Syamsiah.

In 2001, he started his education in elementary school SDN No. 6 Kampung Baru and was graduated in 2007. He continued his study in Mts Negeri Banggae and was graduated in 2010. And then, he continued his study in SMA Negeri 2 Majene and was graduated in 2013. In the same year he was accepted in English Education Department of Tarbiyah and Teaching science Faculty of UIN Alauddin Makassar.