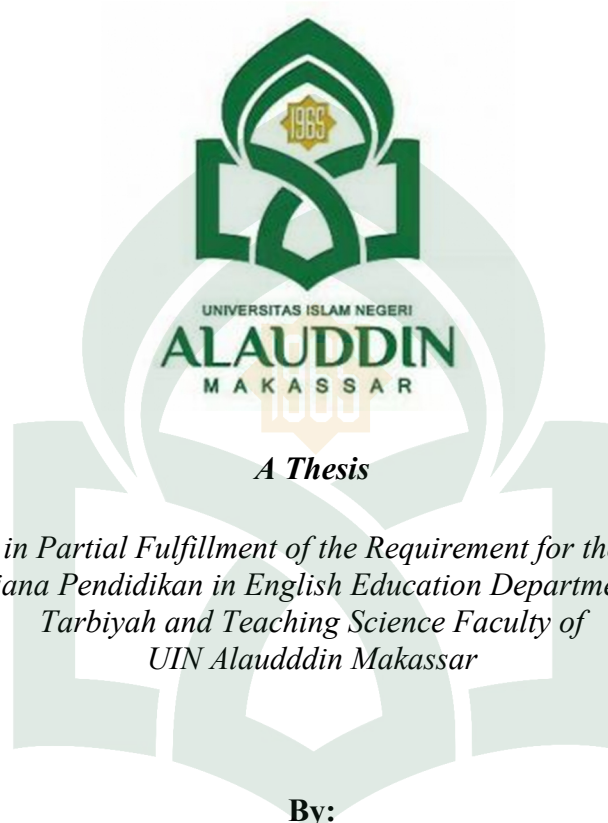


**THE EFFECTIVENESS OF THINK-PAIR-SQUARE (TPS)
STRATEGY IN TEACHING STUDENTS' LISTENING
COMPREHENSION AT THE SECOND GRADE
IN SMA NEGERI 3 SIDRAP**



A Thesis

*Submitted in Partial Fulfillment of the Requirement for the Degree of
Sarjana Pendidikan in English Education Department of
Tarbiyah and Teaching Science Faculty of
UIN Alauddin Makassar*

By:

HERMIATI S

Reg. Number: 20400113125

**ENGLISH EDUCATION DEPARTMENT
TARBIYAH AND TEACHING SCIENCE FACULTY
ALAUDDIN STATE ISLAMIC UNIVERSITY OF MAKASSAR
2017**

PERNYATAAN KEASLIAN SKRIPSI

Mahasiswi yang bertanda tangan dibawah ini:

Nama : Hermiati S

Nim : 20400113125

Tempat/Tgl.Lahir : Pujo, 25 November 1995

Jur/Prodi/Konsentrasi : Pendidikan Bahasa Inggris

Fakultas/Program : Tarbiyah dan Keguruan

Alamat : Romang Polong

Judul : *The Effectiveness of Think-Pair-Square (TPS) Strategy in Teaching Students' Listening Comprehension at the Second Grade in SMA Negeri 3 Sidrap*

Menyatakan dengan sesungguhnya dan penuh kesadaran bahwa skripsi ini benar adalah hasil karya sendiri. Jika dikemudian hari terbukti bahwa ia merupakan duplikat, tiruan, plagiat, atau dibuat oleh orang lain, sebagian atau seluruhnya, maka skripsi dan gelar yang diperoleh karenanya batal demi hukum.

Makassar, 01 Oktober 2017

Penyusun,


Hermiati S
20400113125

PERSETUJUAN PEMBIMBING

Pembimbing penulisan skripsi saudari **Hermiati S**, NIM: 20400113125, mahasiswi jurusan Pendidikan Bahasa Inggris pada Fakultas Tarbiyah dan Keguruan UIN Alauddin Makassar, setelah meneliti dan mengoreksi secara seksama skripsi berjudul, *“The Effectiveness of Think-Pair-Square (TPS) Strategy in Teaching Students’ Listening Comprehension at the Second Grade of SMA Negeri 3 Sidrap”*, memandang bahwa skripsi tersebut telah memenuhi syarat-syarat ilmiah dan dapat disetujui untuk diseminarkan.

Demikian persetujuan ini diberikan untuk diproses lebih lanjut.

Makassar, 10 November 2017

Pembimbing I

Pembimbing II


Dr. Hj. Djuwairiah Ahmad, MPd., M.TESOL.
NIP. 19700619 199403 2 001


Indah Fadhilah Rahman, SPdI., M.Hum
NUPN. 9920100165

PENGESAHAN SKRIPSI


Skripsi yang berjudul, *“The Effectiveness of Think-Pair-Square (TPS) Strategy in Teaching Students Listening Comprehension at the Second Grade in SMA Negeri 3 Sidrap”* yang disusun oleh saudari **Hermiati S**, NIM: 20400113125, mahasiswi Jurusan Pendidikan Bahasa Inggris pada Fakultas Tarbiyah dan Keguruan UIN Alauddin Makassar, telah diuji dan dipertahankan dalam sidang munaqasyah yang diselenggarakan pada hari **Kamis**, tanggal **23 Nopember 2017 M** yang bertepatan dengan tanggal **04 Rabiul Awal 1439 H** dan dinyatakan telah dapat diterima sebagai salah satu syarat untuk memperoleh gelar Sarjana Pendidikan (S.Pd.) pada Fakultas Tarbiyah dan Keguruan, Jurusan Pendidikan Bahasa Inggris dengan beberapa perbaikan.

Samata – Gowa, 23 Nopember 2017 M
04 Rabiul Awal 1439 H

DEWAN PENGUJI

(SK. Dekan No. 2762 Tertanggal 17 Nopember 2017)

Ketua : Dr. Kamsinah, M.Pd.I.
Sekretaris : Dr. Sitti Aisyah Chalik, S.Ag., M.Pd.
Munaqisy I : Sitti Nurpahmi, S.Pd., M.Pd.
Munaqisy II : Dra. St. Nurjannah Yunus Tekeng, M.Ed., M.A.
Pembimbing I : Dr. Hj. Djuwairiah Ahmad, M.Pd., M.TESOL.
Pembimbing II: Indah Fadhilah Rahman, S.Pd.I., M.Hum.




Diketahui oleh:

Dekan Fakultas Tarbiyah dan Keguruan
UIN Alauddin Makassar, //


Dr. H. Muhammad Amri, Lc., M.Ag.
NIP. 19730120 200312 1 001

ACKNOWLEDGEMENT



In the name of Allah, the Most Gracious and the Most Merciful!

Alhamdulillah *rabbil'Alamin*, the researcher would like to express her most profound gratitude to Allah SWT, for his blessing and mercies so that the researcher could start and finish writing this research report as who has given guidance, mercy, and good health. Salam and Shalawat are delivered to our beloved prophet Muhammad SAW who has brought the human being from darkness into the lightness.

Further, the researcher also expresses sincerely unlimited thanks and big affection to her beloved parents **Semmi and Hernawati** for their prayer, financial, motivation and sacrificed for her success, and their love sincerely and purely without time.

The researcher also considers that in writing this thesis, many people have also contributed their valuable guidance, assistance, and advices for her completion of this thesis. They are:

1. The researcher's deepest appreciation to **Prof. Dr. H. Musafir Pababbari, M.Si.**, as the rector of UIN Alauddin Makassar. Thanks for advice during the researcher studied at the university.
2. **Dr. H. Muhammad Amri, Lc, M.Ag.**, as a dean of Tarbiyah and Teaching Science Faculty of UIN Alauddin Makassar. Thank you very much for

advice and motivation during the researcher as student in UIN Alauddin Makassar.

3. **Dr. Kamsinah, M.Pd.I., and Sitti Nurpahmi, S.Pd., M.Pd.,** as the Head and Secretary of English Education Department of Tarbiyah and Teaching Science Faculty of UIN Alauddin Makassar. Thanks for all of advice, guidance and motivation during the researcher as student in UIN Alauddin Makassar.
4. **Dr. Hj. Djuwairiah Ahmad, M.Pd., M.TESOL** and **Indah Fadhilah Rahman, S.Pd.I., M.Hum.,** as the first and second consultants, thank you so much for their valuable, advice and great suggestion during the writing of this thesis.
5. Thank you so much to all of the **lecturers of English Education Department, all of the staffs in Tarbiyah and Teaching Science Faculty, UIN Alauddin Makassar** for their guidance, support and help during the researcher as the student in UIN Alauddin Makassar.
6. Many thanks to the headmaster of SMA Negeri 3 Sidrap **Herman B, M.Si,** and the English teacher, **Arismunandar, S.Pd** for his time, guidance, and advice during the research.
7. Thanks to the students of SMA Negeri 3 Sidrap, especially **XI MIA 1** and **XI MIA 2** in academic year 2017, who have participated in this research.
8. Thanks to beloved sister and cousins, **Mega Selvia S, Alvina Suardi, and Fikram Rauf, S.Kep** for their prayer and motivation to support the researcher in finishing her thesis.

9. Thanks to my best friends (idiot's), **Andi Reski Amaliah, Asmila, Nurrahmadani, Kurnia Satong, Hasnidar, Amd.Keb** and **Hasna** for all of your suggestion, affection and togetherness. Thanks for keep friendly, humor and nice people. The researcher was really praise recognized them.
10. Thanks to my brothers as well as motivator, **Rudi Baharuddin, S.Pd, Harianto, S.Sos, Ibrahim S.Pd, Marsi S.Kep, Irwandi,** and **Lukman** thanks for their motivation and suggestion to the researcher.
11. The researcher's House mates (Pondok Ukhty), **Rahmawana, Mirnawati, S.Pd., Darti, S.Pd., Masniyah, S.Pd., Wahyuni, Kartika Sari, S.Pd.,** and **Reski Amaliah.** Thanks for friendship, humor, time, advice and togetherness.
12. All of the researcher's best friends from **English Education Department 2013, especially for PBI 7/8,** thanks for friendship and togetherness.
13. Big thanks to the researcher's friends in KKN Samaenre, **Rini Rianti, S.Pd., Ummul Khaerani, Khaeratunnisa, Nurisnaeni, Hutomo Mandala Putra, Muh Arasyil As'ad, Muh Nur Sucipto Rahman** and **Ardiansyah.** Thanks for their nice suggestion, motivation, time, friendship and togetherness.
14. All of the people who have taken a part in finishing this thesis which could not be mentioned by the researcher one by one.

Finally, by reciting *Alhamdulillah Robbil Alamin*, the researcher can finish her thesis successfully. The researcher realizes that the writing of this thesis is far from perfect, so the researcher really expects the criticism and

suggestions for the improvements. Thus, the researcher also hopes this thesis can be a meaningful contribution for the teacher of English as well as students and further researcher. Hopefully everything that was done by the researcher got blessing from Allah SWT. Amin.

Samata-Gowa, 01 Oktober 2017



Hermiati S
20400113125

UNIVERSITAS ISLAM NEGERI
ALAUDDIN
M A K A S S A R

LIST OF FIGURE

Figure 3.1	Research Design.....	22
-------------------	----------------------	----



LIST OF CONTENTS

	Page
TITLE PAGE	i
PERNYATAAN KEASLIAN SKRIPSI	ii
PERSETUJUAN PEMBIMBING	iii
PENGESAHAN SKRIPSI	iv
ACKNOWLEDGMENTS	v
LIST OF FIGURE	ix
LIST OF CONTENTS	x
LIST OF TABLES	xiii
ABSTRACT	xiv
CHAPTER I INTRODUCTION	1-7
A. Background	1
B. Research Problem.....	5
C. Research Objective.....	5
D. Research Significance	5
E. Research Scope	6
F. Operational Definition of Terms	7
CHAPTER II REVIEW OF RELATED LITERATURE	8-20
A. Previous Related Research Findings	8
B. Some Pertinent Ideas	11
1. The Concept of Listening	11
a. Definition of Listening	11

b. Types of Listening.....	13
c. Skill Required to Have Good Listening Comprehension	14
d. The Process of Listening.....	15
2. The concept of Think-Pair-Square (TPS) Strategy	15
a. The definition of Think-Pair-Square (TPS) Strategy	15
b. The Procedure of Think-Pair-Square (TPS) Strategy.....	16
c. The Advantages and Disadvantages of Think-Pair-Square Strategy	17
C. Conceptual Framework	18
D. Hypothesis.....	20
CHAPTER III RESEARCH METHOD	22-32
A. Research Method	22
1. Research Design.....	22
2. Research Variable.....	23
B. Population and sample	23
C. Research instrument	24
D. Data collecting procedures	25
E. Data analysis technique.....	30
CHAPTER IV FINDINGS AND DISCUSSIONS.....	33-41
A. Findings	33
B. Discussions	38
CHAPTER V CONCLUSIONS AND SUGGESTIONS.....	42-43
A. Conclusions	42
B. Suggestions	43

BIBLIOGRAPHY	44
APPENDICES	47
CURRUCULUM VITAE	88



UNIVERSITAS ISLAM NEGERI
ALAUDDIN
M A K A S S A R

LIST OF TABLES

Table 4.1	Classification of frequency and percentage score of students' listening comprehension in experimental class (pre-test)	33
Table 4.2	Classification of frequency and the percentage score of students' listening comprehension in the controlled class (pre-test)....	34
Table 4.3	Classification of frequency and percentage score of students' listening comprehension in experimental class (post-test)....	35
Table 4.4	Classification of frequency and percentage score of students' listening comprehension in controlled class (post-test)	36
Table 4.5	The mean score and standard deviation of experimental class and controlled class in pre-test and post-test.....	37
Table 4.6	Distribution the value of t-test and t-table in post-test.....	38

ABSTRACT

Title : *The Effectiveness of Think-Pair-Square (TPS) Strategy in Teaching Students' Listening Comprehension at the Second Grade in SMA Negeri 3 Sidrap*
Name : Hermiati S
Reg. Number : 20400113125
Consultant I : Dr. Hj. Djuwairiah Ahmad, M.Pd., M.TESOL.
Consultant II : Indah Fadhilah Rahman, S.Pd.I., M.Hum.

This research was about the effectiveness of Think-Pair-Square (TPS) strategy in teaching students' listening comprehension at the second grade in SMA Negeri 3 Sidrap. There was one problem statement in this research: To what extent is Think-Pair-Square (TPS) strategy effective in teaching students' listening comprehension at the second grade in SMA Negeri 3 Sidrap? The aim of this research was to find out the effectiveness of Think-Pair-Square (TPS) strategy in teaching students' listening comprehension at the second grade in SMA Negeri 3 Sidrap.

The researcher used Quasi-Experimental Design, exactly Non-equivalent Control Group Design that involving two groups of classes. One group treated as the experimental class and other group treated as the controlled class. In the experimental class, the researcher applied Think-Pair-Square (TPS) Strategy and in controlled class, the researcher applied conventional teaching strategy.

The population of this research was the second grade students of SMA Negeri 3 Sidrap that consisted of **280** students. The sample of the research consisted of **56** students which were taken by using purposive sampling technique, **28** students from XI MIA 1 as experimental class and **28** students from XI MIA 2 as controlled class. The instrument used in this research was listening test. The test was used in the pre-test and post-test.

The implementation of this research was given improvement to listening comprehension of the students by using Think-Pair-Square (TPS) strategy. The mean score of listening test before treating Think-Pair-Square (TPS) strategy was **57.5** and after treating, the mean score was improved by **76**. The t-test value **4.74** was greater than the t-table value **2.009**. From the result of the research, the researcher concluded that the hypothesis was accepted. It means that using Think-Pair-Square (TPS) strategy was effective in teaching students' listening comprehension at the second grade in SMA Negeri 3 Sidrap.

CHAPTER I

INTRODUCTION

This chapter presents background, research problem, research objective, research significances, research scope, and operational definition of terms.

A. *Background*

Listening is crucial for human beings and is one essential skill that should be inquired in learning a language. In term of language learning, Vandergrift in Astiyandah (2013) said that listening plays a very important rule in the learning of a second language. This is because it gives the students information from which to build the knowledge for using the language. If the students do not have ability to listen English well, they will get difficulties to communicate and share everything that they listened to themselves or the friends.

According to Yagang in Muzrial & Agusni (2013) said that listening is the ability to identify and understand what others are saying, it is not passive but active process of receiving and constructing a message as one stream of sound. It can be said listening is an active process of paying attention and need fully concentration to get meaning by using listening comprehension and also to hear and to know everything that the speaker said.

Listening is one of the most important language skills. Feyten (1991) claims that more than 45% of communicating time is spent listening, which clearly shows how important this skill is in overall language ability. However, the students always think it is difficult to listen well because sometimes they are bored and not interested in the subject. The lack of interest and motivation of the

students to study may be caused by the methods and strategy that are not suitable with the students' need or the students' interest. Of course it can be the serious problems for the students. As the result, they are not enthusiastic in learning English and it can influence their achievement such as in listening comprehension. In teaching listening comprehension, many teachers just gives the material, the students listen and write. The teacher does not explain what it means. Whereas in listening comprehension not only theory that being explained, but also it involves practice and understanding.

In the language learning, basically the teacher still focuses on the old learning model; the students just listen the cassette and answer the teacher's questions correctly. It can make listening uninteresting material and get the minimum attention from the students. This phenomenon is happened in the almost country in the world. It is the great duty for the language teacher. The most important element and fundamental for the interaction is the ability to understand what the speaker has said. In the daily life, we often meet listeners who cannot listen well both of their mother tongue and foreign language, maybe it is caused by the lack of focus or concentration, or egocentrism. Whereas most of people has been estimated spend many time for communication for 45% to listen, 30% to speak, 16% to read and just 9% to write (Iskandarwassid & Dadang, 2008).

Based on preliminary research observation, the researcher had conducted observation in SMA Negeri 3 Sidrap on August 22nd 2016. The researcher found that there some problems related with teaching and learning process, especially in teaching and learning listening comprehension. The researcher occasionally found

some problems including: (1) the teachers' strategy was boring and the students felt that listening comprehension was quite difficult to understand and guess what the speaker talks about. In fact, the students were not interested in listening comprehension. (2) The students made noise and the students felt that the speakers in the recorded materials speak too fast, the students did not understand the vocabularies and the sentences used by speakers. Furthermore, the students tried to use some strategies to improve their listening comprehension. In fact, the students' listening achievement was not significant. (3) The students were not active during listening class. The students seldom asked questions to the teacher and they cannot answer when teacher asked questions. In fact, the students were not interested in listening comprehension.

It is a fact that Senior High School students had various kinds of listening comprehension problems. The factors came from the strategy that used by the teacher which was the conventional one. The teaching activities only involved listening to teacher's explanation, making lists of difficult words, translating English text into first language, and getting students to answer questions which were related to the text or the audio. The teaching and learning process was still traditional approach or teacher-centered which made their students lazy to learn. The teacher only focused on how to teach the lesson until the end of the learning process, they did not think about the good way to teach their students.

To accomplish the problems that appear in the classroom, the teachers should get students' interest in listening comprehension. The teacher should have to use different strategy of teaching listening. Based on the

Kurikulum Tingkat Satuan Pendidikan (KTSP) either K13 (*Kurikulum 13*) demands the teachers to create the active, innovative, creative, and enjoyable learning, because it will influence the achievement of the students in learning listening. The English teachers should try to use an interesting strategy in order to motivate the students to become more active in teaching and learning process of listening.

Based on the reasons above, the researcher decided to help the students to increase the students' listening comprehension. One of the strategies that can be used by the teacher is Think-Pair-Square (TPS) strategy. The reason of the researcher to choose this strategy because in Think-Pair-Square (TPS) strategy the students are demanded to be active and they should not be passive learners because they are the centre in teaching learning process. According to Lyman (1981) purposes of Think-Pair-Square strategy, in order to solve or at least to minimize students' problems. Think-Pair-Square (TPS) teaching strategy is a strategy to accustom students practice in listening by their ideas. Think Pair Square strategy can guide the students to their prior knowledge background and make the students active in participating classroom discussion. It is particularly useful for preparing students to participate more fully and effectively in whole class discussions. So that way, the researcher considered that learn English especially listening comprehension could be effective when the teacher using Think-Pair-Square (TPS) strategy.

Hyland in Dylan (2012) state that small group work can involve any and all of the four macro skills: speaking, listening, reading, and writing; the skills of

listening, thinking and speaking are thus developed in Think-Pair-Square (TPS) strategy. In other word, Think-Pair-Square (TPS) is one of strategy that can promote and support higher level thinking. It is a form of cooperative learning that is a teaching strategy in which small group, this strategy was divided the students in pair discussion which consists of two members. In this case, each pair was think and sharing their knowledge and information that they have from their pair to another.

Referring to some previous explanations, the researcher interested to conduct an experimental research under titled “*The Effectiveness of Think-Pair-Square (TPS) Strategy in Teaching Students’ Listening Comprehension at the Second Grade in SMA Negeri 3 Sidrap.*”

B. Research Problem

Based on the previous background, the researcher state that the research problem is “To what extent is Think-Pair-Square (TPS) strategy effective in teaching students’ listening comprehension at the second grade in SMA Negeri 3 Sidrap?”

C. Research Objective

In relating to the research problem above, the objective of the research is “To find out the effectiveness of Think-Pair-Square (TPS) strategy in teaching students’ listening comprehension at the second grade in SMA Negeri 3 Sidrap.”

D. Research Significance

1. Theoretical Significance

The result of this research was expected to be useful theoretically and practically. Theoretically, it was expected to provide an empirical evidence to support the learning theory of listening as appropriate, effective, innovative in teaching students listening comprehension, especially in using Think-Pair-Square (TPS) strategy.

Practically, it was expected to be valuable information and gave a meaningful contribution for students, teachers, and the next researcher, learners, and schools.

2. Practical Significance

There were many practical significance of the research which can be useful for the teacher, students, and next researcher. First, *for students*, the result of this research aimed to help the students can undertake English language learning with listening subjects with ease if the Think-pair-square (TPS) strategy is used optimally. Furthermore, students can learn according to their abilities and researcher was expected to help students to practice in communicating their thoughts and ideas with peers, group and teacher. Second, *for teachers*, the result of this research was expected to assist teachers in using individualized learning, interactive, and creative with extensive learning. Furthermore, this study was respect to stimulate the teachers to be creative to develop and explore interesting strategy in teaching listening. Third, *for the institution*, the researcher really hoped that this research might apply or possibly supports the institution to solve the

problems as a helping of the result of this research. Especially for the teacher who had a serious problem in teaching listening.

E. *Research Scope*

This research focused on the effectiveness of Think-Pair-Square (TPS) strategy in teaching students' listening comprehension at the second grade in SMA Negeri 3 Sidrap. Furthermore, the use of Think-Pair-Square (TPS) strategy focused on listening dialogue and monologue in the audio.

F. *Operational Definition of Term*

In order to avoid misunderstanding in interpreting the variables of the research, here the researcher clarifies some terms related to this research.

1. *Listening comprehension* is the ability of students to understand the words, sentences or dialogue heard, and then retelling what has been heard.
2. *Think-Pair-Square (TPS) strategy* is one of cooperative learning strategy that consists of small groups. Where the students are given the opportunity to think first before sharing to a group friend. This strategy aims to make students more active in the learning process by exchanging thoughts with friends. By this strategy the students can improve their listening comprehension because the students are active and enjoy the lesson, so that way, the students are understand about the example word and sentences of dialog and monolog by speaker.

CHAPTER II

REVIEW OF RELATED LITERATURE

This chapter discussed about the related findings, some pertinent ideas, theoretical frameworks, and hypothesis.

A. Previous Related Research Findings

This chapter presented the literature review which deals with the previous related research findings and pertinent ideas. Some of researchers had reported their research about listening comprehension and Think-Pair-Square (TPS) strategy. Some of the findings of related research were presented in the following section.

The first review finding came from Risnawati (2013) in her thesis entitled: *“The Effect of Using Think-Pair-Square Strategy in Increasing Students Listening Skill at the Eight Grade students of SMPN 5 Kubung “*. Risnawati said that using *Think-Pair-Square* strategy gave the positive effect for students’. Students’ learning activity in general has increased 6.39 (88.33%) in cycle I to 94.72% in cycle II. Teacher acts as a facilitator to guide students to study independently, active, creative.

The second review finding came from Jumrah (2012) in her thesis under the titled *“Improving listening skill through cooperative learning type Think-pair-square strategy at the Second Year Students of MtsN Klego Boyolali in the Academic Year of 2011/2012”*. Jumrah found that through cooperative learning type Think-pair-square strategy, it is able to help student’s improvement in their listening skill. Besides that, teaching listening which is using Think-pair-square

strategy can make students more enthusiastic, excited and happy in learning listening process. The students' progress during teaching learning process is better.

The third review finding came from Suprpto & Susanto (2014) in her thesis under the titled "*Pembelajaran kooperatif Think Pair Square untuk meningkatkan motivasi dan hasil belajar matematika siswa kelas VII-1 SMP NEGERI 5 PENAJAM*". Suprpto & Susanto found that leaning motivation and students learning outcomes increase from cycle 1 to cycle 2 from good to excellent, and students responses to cooperative learning type Think-Pair-Square are very positive.

The fourth review finding came from Rahmawati (2015) in her thesis under the titled "*Implementasi model pembelajaran kooperatif tipe Think-Pair-Square (TPS) untuk meningkatkan keaktifan belajar siswa pada pembelajaran akuntansi kelas X AK 2 SMK Negeri 1 Yogyakarta*". Rahmawati found that cooperative learning model Think-Pair-Square (TPS) type can improve students' learning activeness. Students are more active and enthusiastic in learning both individually and in groups.

The fifth review finding came from Satriani (2013) in her thesis under the titled "*The Influence of cooperative learning Think-Pair-Square to the Students' listening Skill at SMAN 1 Godean*". She found that, teaching listening through *Think-Pair-Square* in class is better and more effective. The students also paid more attention to the lesson. Then, they were more active in the listening class. They asked questions to the teacher when they faced difficulties. Besides, they

were easy to ask to come in front of the class to retell what had been listened. And they also answered teacher's question actively.

The sixth review finding came from Usman (2015) in his thesis under the titled *Using the Think-Pair-Share Strategy to Improve Students' Listening Ability at Stain Ternate*. Usman said that the think-pair-share strategy is successful to improve the listening ability of the first year students at the Islamic Education Department of STAIN Ternate and the English lecturers at STAIN Ternate suggested to implement this strategy because it is effective to teach English, especially listening skills.

To be compared with this research, some of the reviews of related research findings above focused on improving listening comprehension in different technique or strategy. It is different with this research that focused on improving the students' listening comprehension by using Think-Pair-Square strategy. This research conducted at the second grade students of SMA Negeri 3 Sidrap. By using this strategy, the students to be more active to solve problems, find ideas in the learning process and directly they can share their opinions with others in group work. This case is appropriate with the opinion of Murziah & Agusni 2010 that listening comprehension through Think-pair-square strategy will make the students to be more active. And this strategy can help the students stay focused and alert during a teacher. It means that Think-pair-square strategy that help students can focused in teaching listening comprehension and concentrate with the material that teacher gives. It also helps students to explore or share their information to their friends.

B. *Some Pertinent Ideas*

1. The Concept of Listening Comprehension

a. Definition of Listening

Listening is an activity that we always do every day from and had been as the part of communication in our daily activity. Rost in Ibrahim (2016) states that listening is a vital mental capacity one of the principal means by which we understand and take a part in the world around us. In addition, Smith, Packham & McEvedy (1986) state that listening as an active process consisting of number of macro and micro skill, many of which have to be carried out simultaneously.

Brown (2003) said that teachers should encompass the four skills: speaking, listening, reading and writing. Listening skill as the basic for the development of speaking plays an important role in order that communication will take place. Appropriate responses cannot be given unless listeners understand what someone else is saying. Progress in listening will provide a basic for the development of other language skills. By becoming aware of the links between the listening and other skills and by consistently pointing out these links to the students, teachers can assist the students in their overall language development. Listening is a receptive skill. Listening is an independent skill that must be learned and practiced regularly. Many people think that listening is passive, but it is not true. Students can be active in listening activities.

Many linguists and experts also have defined the meaning of listening comprehension. Firstly, comprehension is defined as the mind act or power of understanding (Hornby, 1987). Helgesen & Brown (2007) state that

Comprehension is not simply the reduction of uncertainty, as has sometimes been claimed; it is also the integration into experience. Comprehension is a type of understanding such that the individual knows what is being communicated. So, Comprehension is the ability to grasp something mentally and the capacity to understand ideas and facts.

Moreover, Nunan (2003) said that listening was seen as a major source of comprehensible input. Language learning textbooks began including listening activities that were not simply presentation of language to be produced. They were listening activities for input, the beginning of the kinds of listening tasks common in books today.

Meanwhile, Buck (2007) said that listening comprehension as a process, a very complex process, and if teachers want to measure it, they must first understand how that process work. If teachers consider how the language comprehension system works, it is obvious that a number of different types of knowledge.

After noticing the theories above, it can be concluded that listening comprehension is the mind activity to understand spoken materials containing information to get the meaning the speaker want to convey using his background knowledge through the interaction between the listener and the speaker.

b. Types of Listening

Brown (2003) divided into four types of listening performance which comprises a category within which to consider assessment tasks and procedure.

1) Intensive

Listening for perception of the components (phonemes, words, intonation, discourse markers, etc.) of a large stretch of language. Paraphrase recognition such as sentence and short dialogue paraphrase are intensive listening types. Refers to listening for precise sounds, words, phrases, grammatical units and pragmatic units. Although listening intensively is not often called for in everyday situations, the ability to listen intensively whenever required is an essential component of listening proficiency. The prototypical intensive listening activity is dictation, the transcription of the exact words that a speaker uses. Dictation is often claimed to be an excellent integrative test because it involves listening, vocabulary, grammar, and the ability to make inferences from context

2) Responsive

Listening to a relatively short stretch of language (a greeting, question, command, comprehension check, etc.) in order to make an equally short response.

3) Selective

Processing stretches of discourse such as short monologues for several minutes in order to scan for certain information. The purpose of such performance is not necessarily to look for global or general meanings, but to be able to comprehend designated information in context of longer stretches of spoken language (such classroom directions from teacher, TV, or radio news items, or stories). Assessment task in selective listening

could ask students, for examples to listen for names, numbers, a grammatical category, directions (in a map exercise) or certain facts and events.

4) Extensive

Listening to develop a top-down, global understanding of spoken language. Extensive performance ranges from listening to length by lectures to listening to a conversation and deriving a comprehensive message or purposes. Listening for the gist, for the main idea, and making inference are all part of extensive listening.

c. Skill Required to Have Good Listening Comprehension

According to Vandergrift and Tafaghodtari in Mohaved (2013) said that in order to have good listening skill, there are some important things that must be concerned, they are:

- 1) Considering the context is essential to understanding the message
- 2) The ability of paraphrasing and use the own words in verbalizing to understand the message
- 3) Don't respond to just the meaning of the words, look for the feelings or intent beyond the words
- 4) Know when to quit using active listening
- 5) Focus on the speakers said and control your own emotions

d. The Process of Listening

Listening is more than just hearing, although children and adults often use the two terms, hearing and listening, synonymously. Hearing is only one

important component of listening. Hearing is a passive, generally involuntary process in which the brain receives and interprets sounds from the external environment. In contrast, listening is an active, voluntary process in which the listener deliberately pays attention to, interprets the meaning of, and responds to a message.

Lundsteen in Petty and Jensen (2008) is giving more specific about listening process. He divided four steps:

- 1) Hearing: for the first time people hear a series of sounds, the actual words and sentences.
- 2) Understanding: people will understand the meaning of the words and sentences which they have heard.
- 3) Evaluating: after understanding the meaning, people evaluate them and accept or reject the total communication.
- 4) Responding: people respond what they have heard with further thought, bodily movement of facial expression.

2. The concept of Think-Pair-Square (TPS) Strategy

a. The definition of Think-Pair-Square (TPS) Strategy

According to Aqib (2013) Think-Pair-Square (TPS) is similar to Think-Pair-Share, students first discuss problem solving strategies in pairs and then in groups of fours. Since problem solving strategies can be complicated, this structure may be more appropriate with experienced collaborative groups.

Lyman in Fauziyati & Istianah (2005) states that Think-Pair-Square (TPS) strategy is a cooperative discussion strategy to help students work in group. In

applying this strategy, the lecturer poses a question, preferable one demanding analysis, evaluation, or synthesis, and gives students about a minute to think through an appropriate response. Think-Pair-Square (TPS) is a useful learning technique that can be used with all grade levels and all content area subjects. It is an effective technique used to assist learners in thinking more deeply, as well as allow students the opportunity to practice in communicating their thoughts and ideas with peers and teachers.

b. The Procedure of Think-Pair-Square (TPS) Strategy

Lyman in Fauziyati & Istianah (2005) states that Think-Pair-Square strategy involves a three step cooperative structure:

- 1) The first step of Think-Pair-Square (TPS) strategy is thinking. The teacher gives the students time to think and answer the problematic question. This step permits the students to develop their own answer.
- 2) The second step of Think-Pair-Square (TPS) strategy is pairing. After the think time the teacher asks the students to pair and discuss their answer with their partner. This step allows the students to ask another pair to enrich the answer or solution posted by the teacher.
- 3) The last step of Think-Pair-Square (TPS) strategy is square. The students compare their idea and identify the answers they think are the best, most convincing, or most unique. The pair then shares their ideas with another pair. Then, the teacher asks the students to present solution and answer individually or cooperatively to the class as a whole class.

c. The Advantages and Disadvantages of Think-Pair-Square (TPS) Strategy

According to Lyman in Astiyandha (2013) Think-Pair-Square (TPS) strategy as one of the cooperative language learning models have some advantages. They are as follows:

- 1) The Think-Pair-Square (TPS) Strategy is quick and does not take much preparation time.
- 2) The Think-Pair-Square (TPS) Strategy makes classroom discussions more productive, as students have already had an opportunity to think about their ideas before sharing with the whole class.
- 3) Students have opportunity to learn higher-level thinking skills from their peers, and gain self confidence when reporting ideas to the whole class.
- 4) The “pair” and “square” step ensures that no student is left out of the discussion.
- 5) Students are able to rehearse responses mentally and verbally, and all students have an opportunity to talk.
- 6) Both students and teacher have increased opportunities to think and become involved in group discussion.
- 7) The Think-Pair-Square (TPS) strategy is applicable across all grade levels and class sizes. Therefore, it is able to be applied to the second grade of SMA Negeri 3 Sidrap.

In spite of the advantages, the Think-Pair-Square (TPS) strategy also has some disadvantages, they are as follows:

- 1) Not all students focus on the topic (questions) given, because they can share everything with their partner out of the topic (questions) given.

- 2) There is a possibility that the students who have low understanding about the topic (the questions) given likely cheat to the other pairs.

To anticipate the disadvantages are by giving the students time limitation to do the exercises given by the researcher so there is no chance for them to discuss out of the topic. The second is the researcher must be known the students listening achievement by giving pretest first. So it can be seen how many students in high and low achiever. Then, the researcher can divide the high and low in one group.

C. Theoretical Framework

Listening comprehension is an activity of listening and understanding the words, sentences or dialogue heard, and then retelling what has been heard. Hornby (1987) defines listening as hearing something that one is meant to hear. Listening is a skill of Language. Listening skill is a key to receiving messages effectively. It is a combination of hearing what another person says and psychological involvement with the person who is talking.

According to Usman (2015) Listening can be a stressful activity for the beginner and intermediate learners who often make the listener feel difficult to understand what is being said. This is due to various factors both in terms of students ability and others' influences such as teacher's strategy in teaching. Teachers are advised to encourage their students to take an active role in their own listening development.

Jones (2006) said that listening activities often make students confused and make the students panic in a listening process, because speakers in the

recorded materials speak too fast, students do not understand vocabularies and sentences used by speakers. So the situation in that class becomes noisy and difficult to control by the teacher.

During the listening activities, students may try their best to engage in listening on their own outside class time, but they may not know how to take advantage of these opportunities to improve their listening proficiency. Risnawati (2013) said that the second language students need to be supported and to understand the listening processes they are using. The teachers need a way to engage students in the listening process, to make them more active in the classroom. The students need a listening atmosphere to enjoy, where they can discuss and exchange ideas with friends.

According to Rahmawati (2015) in learning and teaching listening, the teacher tends to use conventional strategy, for instance lecturing, that is too monotonous for the students, the teacher only practices without showing the material before to make sure the students understand the material in the audio. The result of this way is the students get nothing from the teachers' explanation.

Aqib (2013) said that one of the factors which causes the students passive when they learn listening is they get difficulties to understand and catch what the speakers say from the audio. The important thing which is needed by the students when learning listening is they understand what the speakers mean. Most of the students become passive because they get confused and they do not understand what the speaker say. Therefore, to build the students' participation and activeness in learning listening, students should discuss and share their ideas and opinion

with their friends to create communication. This will help the learning process to be more active. One of the learning strategies which can be used by teacher to build the communication in the class is using Think-Pair-Square strategy.

According to Lyman (1981) Think-Pair-Square (TPS) teaching strategy is a strategy to accustom students practice in listening by their ideas. Think-Pair-Square strategy can guide students to their prior knowledge background and make the students active in participating classroom discussion. By this method the students will get a new experience in learning and teaching listening, because there is a new situation that felt by the students, basically the teacher still focuses on the old learning model; the students just listen the cassette and answer the teacher's questions correctly. It can make the listening activity becomes uninteresting material and get the minimum attention from the students as the result, the students will be bored. But, when the teacher uses Think-Pair-Square (TPS) strategy, the students will get a new experience because they will think and sharing their knowledge and information that they have from their pair to another pair.

The theory before was supported by an empirical evidence from the previous research findings. First evidence by Usman (2015) in his thesis he found that Think-Pair-Square strategy was successful to improve the listening ability of the first year students at the Islamic Education Department of STAIN Ternate and the English lecturers at STAIN Ternate are suggested to implement this strategy because it is effective to teach English. The second evidence by Afif (2011) in his thesis he found that cooperative learning strategy can improve the students'

listening comprehension. The students also paid more attention to the lesson. Then, they were more active in the listening class. They asked questions to the teacher when they faced difficulties. Besides, they were easy to ask to come in front of the class to retell what had been listened. And they also answered teacher's question actively.

Related to some evidences before, the researcher believes that Think-Pair-Square (TPS) strategy is effective in teaching students listening comprehension at the second grade in SMA Negeri 3 Sidrap.

D. Hypothesis

Based on the research focus, the hypothesis of the research is formulated as follows:

1. H_1 : The use of Think-Pair-Square (TPS) strategy is effective in teaching students' listening comprehension at the second grade in SMA Negeri 3 Sidrap.
2. H_0 : The use of Think-Pair-Square (TPS) strategy is not effective in teaching students' listening comprehension at the second grade in SMA Negeri 3 Sidrap.

CHAPTER III

RESEARCH METHOD

This chapter deals with the research method, the research variables, the population, the sample, the research instrument, the data collection procedures and the data analysis techniques.

A. Research Method

1. Research Design

The design of this research was quasi-experiment. This design was exactly like pre-test post-test control group design except that there was no random assignment into group (Sugiono, 2014). A group of subject who receipt a treatment, experimental group was compared to control group who does not received a treatment. Therefore, the researcher had two groups of people as the sample, one was in the controlled group and another was in the experimental group. Furthermore, they would be chosen without random.

The design was as follow:

Experimental Class	O ₁	X	O ₂
Controlled Class	O ₃		O ₄

Figure 3.1 Research design

Notes:

O_1 = the result of the students' pre-test in experimental class\

O_2 = the result of the students' post-test in experimental class

O_3 = the result of the students' pre-test in controlled class

O_4 = the result of the students' post-test in controlled group

X = the treatment by using Think-Pair-Square strategy

(Jackson, 2009)

2. Research Variables

There are two variables of this experiment research. They are Independent variable and dependent variable:

- a) The independent variable was Think-Pair-Square (TPS) strategy which was the teaching aid that helped the students in teaching listening comprehension.
- b) The dependent variable was the students' listening comprehension. Dependent variable is affected by independent variable.

B. Population and sample

1. Population

Tiro (2011) defines population as the whole certain aspect of characteristic, phenomenon, or concept that becomes a limelight. The population of this research was taken from the Second Grade Students of SMA Negeri 3 Sidrap in academic year 2016/2017. The total numbers of population are 280 students, consisting of 10 classes.

2. Sample

Tiro (2011) states that sample as a number of members which is taken from population. The technique sampling was used in this research is purposive sampling. Purposive sampling also called judgmental sampling, the sampling based assessment (judgment) academic researchers or those who may be eligible to be sampled. Therefore, in order not to subjective, the researcher must know the specific background knowledge possessed by the sample in order to really be able to get samples in accordance with the requirements or purpose of the study and obtaining accurate data.

In this study, researcher was used a purposive sampling and selecting IA 1 and IA 2 class as an object of research. Because according to the background knowledge, most of the students in the class have the level of knowledge of English is quite good compared to other classes.

The researcher took two classes as sample and divided in two groups, experimental class and controlled class. The researcher took XI IA 1 consist of 28 students as experimental class and XI IA 2 consist of 28 students as the controlled class.

C. Research Instrument

The instrument that was used by the researcher in this research was listening test. The researcher was used multiple choices that consist of 10 numbers. In the test, the students were listening to the audio recorded and then answer the questions in answer sheet. The test is consisted of two sections of intensive listening such us listening the dialogue and monologue.

In this research, the instrument that used of the researcher was test which aimed to measure the achievement of students on their listening comprehension. The test was given through pre-test and post-test. The students were given pre-test before the treatment. The Pre-test was used to find out the students' listening comprehension and it was given to the students at the first meeting before giving the treatment. The Post-test was used to know whether there is an improvement of the students' listening comprehension after being treated Think-Pair-Square (TPS) strategy to the experimental class while the control class is using conventional strategy.

D. Data Collecting Procedure

1. Pre-test

In the first meeting, pre-test given to the experimental class was to measure the students' ability in listening. Type of the test is listening to the dialog. The researcher distributes the test and answer sheet to the students in both experimental and control class. The students have to answer the available questions what they hear according to the listening audio recorded. There are ten questions that must be answered by students. The pre-test was showed in *Appendix B and Appendix C page 50-51*. The pre-test was conducted on August 05, 2017 for experimental class at 11.45 – 13.15 a.m. and for controlled class was conducted on August 08, 2017 at 7.30 – 9.00 a.m.

2. Treatment

After giving the pre-test, the researcher was conducted the treatment by using Think-Pair-Square (TPS) strategy to the experiment class, while the

controlled class received a treatment by using conventional strategy. The treatment was given for eight meetings and it took 90 (2 X 45) minutes for each meeting. The activities of treatment were started on August 12, 2017 until August 28, 2017. The procedure of treatment and teaching schedule of experimental class and controlled class were presented as follows:

a. Experimental Class

The procedure of treatment in experimental class by using Think-pair-square strategy, as follows:

1. The researcher was divided the students into several groups. The first is the group in pairs and the second is a group of four.
2. After introducing the topic, the researcher gave the material about the dialogue to be heard. For example, the material about “how to respond to expressions of gratitude or invitation in a dialogue. Then gave listening exercise to the students.
3. Phase Think, the students think for themselves or find their own answers to the speakers' questions on the audio recorder is heard.
4. After listening comprehension activities take place, (phase Pair) students were discussing with their partner. They were exchange ideas or opinions regarding the best answer that has been heard by speaker on the audio recorder.
5. Furthermore, (Square Phase) joined with groups of four students who had previously been determined by the teacher. Each student describes what answers they have received during the listening process. Then, they choose

the most appropriate and appropriate answer based on the material delivered by the speaker on the audio recorder.

6. The last step, each group explain their discussion in front of the class and was control by the researcher.

The teaching schedule in experimental class by using Think-pair-square strategy, as follows:

1. The first meeting on August 12, 2017 at 11.45 – 13.15 a.m., the material that given was about *expressions in give congratulate to people (definition, generic structure, and example)*. **Appendix H** page 59
2. The second meeting on August 16, 2017 at 11.45 – 13.15 a.m., the material that given was *listening exercise about the last material* **Appendix H** page 59
3. The third meeting on August 19, 2017 at 11.45 – 13.15 a.m., the material that given was *How expression used in apologies*. **Appendix H** page 62
4. The fourth meeting on August 23, 2017 at 11.45 – 13.15 a.m., the material that given was *How expression used in approves invitation*. **Appendix H** page 66
5. The fifth treatment on August 26, 2017 at 11.45 – 13.15 a.m., the material that given was *How expression used in approves solicitation* **Appendix H** page 68
6. The sixth meeting on August 28, 2017 at 11.45 – 13.15 a.m., the material that given was *How expression used in approves bids (Practice)*. **Appendix H** page 69

7. The seventh meeting on August 31, 2017 at 11.45 – 13.15 a.m., the material that given was *How to guess events or figures that are described by speaker. Appendix H page 74*
8. The eighth meeting on September 02, 2017 at 11.45 – 13.15 a.m., the material that given was *How to guess events or figures that are described by speaker (practice). Appendix H page 76*

b. Controlled Class

The procedure of treatment in controlled class by Conventional strategy, as follows:

- 1) The teacher gave the lesson about listening to the students
- 2) The researcher gave the material about the dialogue to be heard
- 3) The students were listening to the audio recorded and then answer and write the available questions what they hear individually.
- 4) The students read their work in front of the other students
- 5) The teacher concluded the lesson at the end of meeting.

The teaching schedule in controlled class by using Conventional strategy, as follows:

1. The first meeting on August 08, 2017 at 9.45 – 11.15 a.m., the material that given was about *expressions in give congratulate to people (definition, generic structure, and example).*
2. The second meeting on August 15, 2017 at 9.45 – 11.15 a.m., the material that given was *listening exercise about the last material*

3. The third meeting on August 18, 2017 at 9.45 – 11.15 a.m., the material that given was *How expression used in apologies*.
 4. The fourth meeting on August 22, 2017 at 9.45 – 11.15 a.m., the material that given was *How expression used in approves invitation*.
 5. The fifth treatment on August 25, 2017 at 9.45 – 11.15 a.m., the material that given was *How expression used in approves solicitation*
 6. The sixth meeting on August 29, 2017 at 9.45 – 11.15 a.m., the material that given was *How expression used in approves bids (Practice)*.
 7. The seventh meeting on September 01, 2017 at 9.45 – 11.15 a.m., the material that given was *How to guess events or figures that are described by speaker*.
 8. The eighth meeting on September 04, 2017 at 9.45 – 11.15 a.m., the material that given was *How to guess events or figures that are described by speaker (practice)*.
3. Post-test

After the treatment, the post-test was used after giving treatment to the students. In this post-test, the researcher saw the improvement of the students after giving treatment. It aims to measure whether the use of *Think-Pair-Square* strategy could improve the students listening comprehension. Type of the post-test is intensive listening with the same audio recorded from the pre-test before. The post-test was conducted on September 04, 2017 for experimental class at 11.45 – 13.15 a.m. and for controlled class was conducted on September 05, 2017 at 7.30 – 9.00 a.m. The post-test was showed in **Appendix B** and **Appendix C** page 50-51.

E. Data Analysis Technique

To analyze the data, the researcher applies some steps:

1. The formula used in scoring the students' correct answers is

$$\text{Total grade} = \frac{\text{Total correct}}{\text{Total items}} \times 10$$

(Brown, 2003)

2. The scale used in classifying the students' score is

	Scale	Classification
A	90 – 100	Excellent
B	80 – 89	Good
C	70 – 79	Adequate
D	60 – 69	Inadequate/unsatisfactory
E	Bellow 60	Failing/unacceptable

(Brown, 2003)

3. The formula used in computing the mean score of the students is

$$\bar{X} = \frac{\sum x}{N}$$

Where: \bar{X} = Mean score

$\sum X$ = Sum of all score

N = Total number of students

(Tiro, 2011)

4. Standard deviation

Finding out the standard deviation of the students pre-test and post-test

by applying this formula as follows:

$$SS1 = \sum X_1^2 - \frac{(\sum X1)^2}{n1}$$

$$SD1 = \sqrt{\frac{S_1}{n1}}$$

$$SS2 = \sum X_2^2 - \frac{(\sum X2)^2}{n2}$$

$$SD2 = \sqrt{\frac{S_2}{n2}}$$

Where :

SS1 = Sum of squares in Experimental group

SS2 = Sum of squares in controled group

X1 = The sum of scores in Experimental group

X2 = The sum of scores in controled group

n1 = Number of subject in experimental group

n2 = Number of subject in controled group

SD1 = Standard deviation in experimental group

SD2 = Standard deviation in controled group

(Gay 2006)

5. The formula used in finding out the difference between students' score in pre-test and post-test:

$$t = \frac{\bar{x}_1 - \bar{x}_2}{\sqrt{\left(\frac{SS_1 + SS_2}{n_1 + n_2 - 2}\right) \left(\frac{1}{n_1} + \frac{1}{n_2}\right)}}$$

Where:

t : Test of significance

\bar{x}_1 : Mean score of experimental group

\bar{x}_2 : Mean score of controlled group

SS_1 : Sum square of experimental group

SS_2 : Sum square of controlled group

n_1 : Number of students of experimental group

n_2 : Number of students of controlled group

(Gay 2006)

6. The result of the t test will be compared with t table to answer hypothesis:

$t \text{ table} < t \text{ test} = \text{Effective}$

$t \text{ table} > t \text{ test} = \text{Not effective}$

(Gay 2006)

CHAPTER IV

FINDINGS AND DISCUSSION

This chapter deals with the findings of the research and the discussions of the findings. The findings are in line with the problems research stated in the introduction part. The findings of the research present the description of the result of data collected through listening test. In the discussions section, the researcher describes further explanation of the findings given.

A. Findings

The findings of this research deals with the students' score in the pre-test and the post-test, the students' score classification, the mean score, the significant differences between the score of pre-test and post-test and the hypothesis testing of the faired samples. This finding was described as follows:

1. The classification of students' pre-test score in experimental class and control class

The following table shows the classification of frequency and percentage the score of students' listening comprehension at the second grade in SMA Negeri 3 Sidrap in pre-test of experimental class control class.

Table 4.1
Classification of frequency and percentage score of students' listening comprehension in experimental class (pre-test)

No	Scale	Classification	Frequency	Percentage
1	90 – 100	Excellent	0	0%
2	80 – 89	Good	1	3.57%
3	70 – 79	Adequate	3	10.71%
4	60 – 69	Inadequate/unsatisfactory	12	42.85%
5	Bellow 60	Failing/unacceptable	12	42.85%

	Total	28	100%
--	--------------	-----------	-------------

Table 4.1 above shows the rate percentage of score of experimental class in pre-test from 28 students, 1 (3.57%) student achieved good score, 3 (10.71%) students achieved adequate score, 12 (42.85%) students achieved inadequate/unsatisfactory score and failing/unacceptable score.

Table 4.2
Classification of frequency and the percentage score of students' listening comprehension in the controlled class (pre-test)

No	Scale	Classification	Frequency	Percentage
1	90 – 100	Excellent	0	0%
2	80 – 89	Good	0	0%
3	70 – 79	Adequate	0	0%
4	60 – 69	Inadequate/unsatisfactory	9	32.14%
5	Bellow 60	Failing/unacceptable	19	67.8%
Total			28	100%

While, the rate percentage of score of controlled class in post-test from 28 students at **Table 4.2** shows that, none of the student got excellent, good or adequate score. There was 9 (32.14%) students achieved inadequate/unsatisfactory score, and there was 19 (67.8%) students got failing/unacceptable score.

Based on the **table 4.1** and **table 4.2** shows the rate percentage of the pre-test in the experimental class and controlled class. From the tables above, it can be concluded that the rate percentage of pre-test in experimental class was higher than the rate percentage of pre-test in control class. In the experimental class there

were 12 (42.85%) students obtained failing/unacceptable score. While, in the control class, there were 19 (67.8%) students obtained failing/unacceptable score, it means that the score and percentages of pre-test in experiment class were better than of pre-test in control class.

2. The classification of students' post-test scores in experimental class and controlled class.

The following table shows the classification of frequency and the percentage the score of students' listening comprehension at the second grade in SMA Negeri 3 Sidrap in post-test of experimental class and controlled class.

Table 4.3
Classification of frequency and percentage score of students' listening comprehension in experimental class (post-test)

No	Scale	Classification	Frequency	Percentage
1	90 – 100	Excellent	3	10.71%
2	80 – 89	Good	14	50%
3	70 – 79	Adequate	11	39.28%
4	60 – 69	Inadequate/unsatisfactory	0	0%
5	Bellow 60	Failing/unacceptable	0	0%
		Total	28	100%

Table 4.3 above shows the rate percentage of score of experiment class in post-test from 28 students, the students achieved 3 (10.71%) excellent score, 14 (50%) students achieved good score, and 11 (39.28%) students achieved adequate score.

Table 4.4
Classification of frequency and percentage score of students' listening comprehension in controlled class (post-test)

No	Scale	Classification	Frequency	Percentage
1	90 – 100	Excellent	0	0%
2	80 – 89	Good	0	0%
3	70 – 79	Adequate	3	10.7%
4	60 – 69	Inadequate/unsatisfactory	15	53.5%
5	Bellow 60	Failing/unacceptable	10	35.7%
Total			28	100%

While, the rate percentage of score of controlled class in post-test from 28 students at **Table 4.4** shows that, none of the students got excellent and good score. There was 3 students (10,7%) got Adequate score, 15 students (53,5%) got inadequate/unsatisfactory score and 10 students (35,7%) got failing/unacceptable score.

Table 4.3 and **table 4.4** shows the rate percentage of the post-test in the experimental class and controlled class. From the tables above, it can be concluded that the rate percentage in the post-test of experimental class was higher than the rate percentage in the post-test of control class. In the experimental class none of the students got failing/unacceptable score. While, in the control class there was 10 (35.7%) students got failing/unacceptable score, it means that the score and percentages of post-test in experiment class were better than of post-test in control class.

Based on the result above, it can be concluded that the rate percentage in the pre-test and the post-test for the experimental class was higher than the rate percentage of controlled class. Although for both of the class improved.

3. The Mean Score and Standard Deviation of Experimental Class and Control Class.

After calculating the result of the students score, the mean scores and the standard deviation for both classes can be presented by the following table.

Table 4.5
The mean score and standard deviation of experimental class and controlled class in pre-test and post-test

Class	Pre-test		Post-test	
	Mean Score	Standard Deviation	Mean Score	Standard Deviation
Experimental	57.5	10.2	76	20
Controll	48.9	9.5	57.5	6.4

Table 4.5 above shows the mean score of experiment class in pre-test was (57.5) and the standard deviation of experiment class was (10.2), and the mean score of controlled class in pre-test was (48.9) and the standard deviation of controlled class was (9.5). While the mean score of experiment class in post-test was (76) and the standard deviation of experimental class was (20) and the mean score of controlled class in post-test was (57.5) and its standard deviation was (6.4). It can be concluded from both of the tests; the experiment class gained greater mean score in the post test than the controlled class. The mean score and standard deviation was showed in **Appendix D & E** page 53 & 53.

The significance score between experimental and the controlled class can be known by using t-test. The result of t-test can be seen in **Table 4.6** as follows:

Table 4.6
Distribution the value of t-test and t-table in post-test

Variable	t-test value	t-table value
Post-Test	4.740	2.009

Table 4.6 above shows that the test value was higher than the t-table value. The result of the test shows that there was significant different between the t-table and the t-test (2.009), it means that t-table was smaller than t-test. The result of the t-test statistical analysis shows that there was significant different between the experimental class and the controlled class. The statement was proved by the t-test value (4.74) which higher than t-table value (2.009), at the level of significance 0.05 and the degree of freedom $(N_1 + N_2) - 2 = (28 + 28) - 2 = 54$. The t-test and t-table was showed in **Appendix F** page 54.

B. Discussion

Listening is one of skills that should be mastered by the students in learning language. The students should be mastered in order they are easier to catch the ideas from the speaker. In listening, the students are demanded to comprehend the contents of the conversation within. Through listening, the students can familiarize themselves to the language, so that they will be accustomed to the language and it will easy for them to get in touch to the language.

Think-pair-square strategy is strategy that can helps the students improve their communication skills, helping them to build their critical thinking so they can generate their own ideas. Most of English learners have difficulty in listening comprehension. The students barely find the meaning of dialogue heard from speakers. Therefore, they need to develop this strategy in order to make listening process effectively. This strategy helps students to develop their ideas then share opinions and exchange ideas with their friends. The students are more active and enthusiastic in learning listening and students more easily understand the part that they think is difficult by discussing with their group mates.

The result of this research shows that the students' scores were higher after the treatment in experimental class using *Think-Pair-Square* strategy. The score of students improved by using *Think-Pair-Square* strategy. The students in the experimental class show their improvement more than the controlled class. Most of the students were in the good score. The use of *Think-Pair-Square* strategy was effective in teaching the students' listening comprehension.

As it was stated in the Chapter II page 17, that Lyman in Fauziyati and Istianah (2013) that *Think-Pair-Square* strategy is a cooperative learning that was strategy to help the students work in group. In applying this strategy, the teacher poses a question, one demanding analysis, evaluation, or synthesis, and gives students about a minute to think through an appropriate response. From that definition, the researcher conclude that is a strategy which is very helpful in teaching especially in English, *Think-Pair-Square* strategy is simple strategy that

increase students' ability in memorizing information beside student also can learn from other students and share ideas each other before convey it to whole class.

The use of *Think-Pair-Square* strategy is the most appropriate strategy for learning because the teachers can provide an interesting material from the environment. In the used of *Think-Pair-Square* strategy, there are advantages as follows:

- 1) The Think-Pair-Square Strategy is quick and does not take much preparation time.
- 2) The Think-Pair-Square Strategy makes classroom discussions more productive, as students have already had an opportunity to think about their ideas before sharing with the whole class.
- 3) Students have opportunity to learn higher-level thinking skills from their peers, and gain self confidence when reporting ideas to the whole class.
- 4) The “pair” and “square” step ensures that no student is left out of the discussion.

Think-Pair-Square strategy is cooperative learning that was strategy to help the students more active in the class. It proved by the previous research, according to Rahmawati (2015), in her thesis entitled: *Implementasi model pembelajaran kooperatif tipe Think-Pair-Square (TPS) untuk meningkatkan keaktifan belajar siswa pada pembelajaran akuntansi kelas X AK 2 SMK Negeri 1 Yogyakarta*, identifies that cooperative learning model Think-Pair-Square type can improve students' learning activeness. Students are more active and enthusiastic in learning both individually and in groups.

In addition, Risnawati (2013) in her thesis entitled: *The Effect of Using Think-Pair-Share Strategy in Increasing Students Listening Skill at the Eight Grade students of SMPN 5 Kubung at 2013/201 Academic Year* said that using *Think-Pair-Square* strategy gave the positive effect for students'. Students' learning activity in general has increased 6.39 (88.33%) in cycle I to 94.72% in cycle II. Teacher acts as a facilitator to guide students to study independently, active, creative. It has the same result with this research. Both of them show that using *Think-Pair-Square* strategy is effective in teaching listening comprehension.

The analysis of the mean score gap in the post-test between the experimental and the controlled ensures if the technique used was effective. The mean score of the experimental class was 76 and 57.5 for the controlled class. It means the gap of the students' score of the experimental and controlled class is 18.5. The explanation of the gap between the two classes indicates that the experimental class shows high improvement than the controlled class.

The alternative hypothesis of this research would be accepted if the t-test is higher than t-table value (2,009) based on the result, the H_a was accepted. In other words, the use of *Think-Pair-Square* strategy was effective in teaching student's listening comprehension.

In summary, the researcher asserted that *Think-Pair-Square* strategy was suggested to use at school especially English teacher to improve students listening comprehension. Besides, this strategy can be used to invite student's participation and interaction in teaching and learning process.

CHAPTER V

CONCLUSION AND SUGGESTION

This chapter consisted of two sections. The first section deals with the conclusion and the second one deals with suggestion.

A. Conclusion

Based on the result of the research on the previous chapter, it is clear that using *Think-Pair-Square (TPS)* strategy effective the students' listening comprehension.

The students' score in listening test before treating *Think-Pair-Square (TPS) strategy (TPS)* is low. It is different from the students' comprehension after using *Think-Pair-Square (TPS) strategy (TPS)* in learning listening. It can be found in students the post-test. The score is higher than the pre-test. Using *Think-Pair-Square (TPS) strategy (TPS)* in learning activity contribute to the students' comprehension in listening.

It is prove by the t-test value (4.74) is greater than the t-table value (2.009). Accordingly, *Think-Pair-Square (TPS) strategy (TPS)* can improve the students' listening comprehension. It can be conclude that using *Think-Pair-Square (TPS) strategy (TPS)* is effective in teaching students' listening comprehension at the second grade in SMA Negeri 3 Sidrap.

B. Suggestions

Based on the conclusion, the researcher presents some suggestions as follows:

1. The researcher suggests the English teacher can use this strategy in order teaching material subject, especially in teaching listening comprehension.
2. The researcher suggests the students can use think-pair-square strategy as guidance to increase their ability and comprehension in listening.
3. The suggestion for the next researcher can continue this research in the future, it is suggested to other researcher to carry out further studies about the use of think-pair-square strategy to another teaching and another strategy in increasing students listening comprehension process.

Bibliography

- Afif, Arvan. *Improving Students' Listening Comprehension on Narrative Text Through Cooperative Learning at the Grade 10 Students of SMA Batik 1 Surakarta in 2010/2011*. Thesis of Sebelas Maret University Surakarta. 2011.
- Aqib, Zainal. *Model-model, Media, dan Strategi pembelajaran kontekstual (inovatif)*. Bandung: YRAMA WDYA, 2013.
- Astiyandha, Tauricha. *The Effectiveness of Think-Pair-Share Method to Teach Reading Comprehension Viewed From Students' Motivation*. A Thesis of Sebelas Maret University. 2013
- Brown, Douglas H. *Language Assessment; Principles and Classroom Practice*. Unites States of America: Pearson Education, Inc. 2003.
- Dylan, C. *Using the Think-Pair-Square Technique in Teaching Writing a Discussion Text*. A thesis of Universitas Negeri Padang. 2012
- Fauziyati, Reni D. & Istianah, Wiwiek. *The Effect of Using Think-Pair-Share Technique on the Eight Grade Students' Reading Comprehension Achievement at SMPN 3 Bangsalsari Jember*. Thesis of UNEJ. 2013
- Feyten, C. *The Power of Listening Ability. An Overlooked Dimension in Language*. 1991.
- Gay, LR. *Education Research : Competences for Analysis and Application*. Second Addition; A Bell & Howel Company: London. 2006
- Helgesen, M. and Brown, Douglas, H. *Practical English Language Teaching: Listening*. New York: Mc Graw Hill. 2007
- Hornby, Celce. *Teaching English as a Second or Foreign Language*. America. 1987.
- Hurber, Buck. *Listening: An Important Skill and Its Various Aspects*. Retrieved from <http://artikel2F52ED8757B2931EE9B7AE011A1263E5> pdf on 12 December 2016, 2007.
- Ibrahim, Anwar. *Listening by Using Metacognitive Strategy to the Third Semester Students' of English Education Department of Tarbiyah and Teaching Science Faculty UIN Alauddin Makassar*. Thesis of UIN Alauddin Makassar. 2016.
- Iskandarwassid & Sunendar, Dadang. *Strategi Pembelajaran Bahasa*. Bandung: PT Remaja Rosdakarya. 2008.

- Jumrah, Khalifatul. *Improving listening skill through cooperative learning type Think-pair-square strategy at the Second Year Students of MtsN Klego Boyolali in the Academic Year of 2011/2012*. Thesis of STAIN Tulungagung. 2012.
- Lyman, Frank. *The responsive classroom discussion: The inclusion of all students*. In A. Anderson (Ed.), *Mainstreaming Digest*. University of Maryland Press. 1981.
- Movahed, Roya. *The Effect of Metacognitive Strategy Instruction on Listening Performance, Metacognitive Awareness and Listening Anxiety of Beginner Iranian EFL Students*. Canadian Center of Science and Education. International Journal of English Linguistics. Vol. 4, No. 2 (2014): p.p. 88-99.
- Muzrial & Agusni. *Teaching Listening Through Listening Team Strategy at Junior High School*. A Thesis of STKIP PGRI Sumatera Barat. 2013.
- Nunan. *Teaching Language in Context*. Boston: Heinle & Heinle Publishers Inc, 2003.
- Petty & Jensen. *Teaching Listening and Speaking from Theory to Practice*. New York: Cambridge University Press. 2008.
- Rahmawati, Nur Laili. *Implementasi model pembelajaran kooperatif tipe Think-Pair-Square (TPS) untuk meningkatkan keaktifan belajar siswa pada pembelajaran akuntansi kelas X AK 2 SMK Negeri 1 Yogyakarta*. Thesis of Yogyakarta University. 2015.
- Risnawati. *The Effect of Using Think-Pair-Share Strategy in Increasing Students Listening Skill at the Eight Grade students of SMPN 5 Kubung at 2013/201 Academic Year*. Thesis English Department of FKIP UMMY Solok. 2013.
- Sangadah, Ayatus. *The Influence of Using Audio-tape Recording Media to the Students' Listening Skill of the Second Year Students of SLTP Persatuan Salaman Magelang in the School Year of 3003/2004*. A Thesis of Universitas Tidar Magelang. 2013
- Satriani, Ayu. *The Influence of cooperative learning Think-Pair-Square to the Students' listening Skill at SMAN 1 Godean*. A Thesis of State University of Yogyakarta. 2013.
- Smith. Et al. *Teaching and Researching Listening*, London: Pearson Education. 1986.
- Sugiyono. *Metode penelitian kuantitatif dan kualitatif dan R & D*. Bandung: Penerbit Alfabeta. Bandung, 2014.

- Suprpto & Susanto. *Pembelajaran kooperatif Think Pair Square untuk meningkatkan motivasi dan hasil belajar matematika siswa kelas VII-1 SMP NEGERI 5 PENAJAM*. A Thesis of State University of Malang. 2014.
- Thahirah, Nur. *Improving students' Listening Ability through Simon Says Game at SMP Negeri 1 Ma'rang Pangkep*. Thesis of PBI UIN Alauddin Makassar. 2013.
- Tiro, Muhammad Arif. *Dasar-dasar Statistika; Edisi Ketiga*. Makassar: Andira Publisher. 2011.
- Usman. *Using the Think-Pair-Share Strategy to Improve Students' Listening Ability at Stain Ternate*. Retrieved from <http://www.philadelphia.edu.jo/academis/fshrouf/uploads/speaking.pdf> , on 20 December 2016, 2015.





APPENDICES

UNIVERSITAS ISLAM NEGERI
ALAUDDIN
M A K A S S A R

APPENDIX A
STUDENTS' ATTENDANCE LIST
SMA Negeri 3 SIDRAP
(EXPERIMENT CLASS XI IA 1)

NO	STUDENT'S NAME	1	2	3	4	5	6	7	8	9	10
1	Irwanto	√	√	√	√	√	√	√	√	√	√
2	Herdiani	√	√	√	√	√	√	√	√	√	√
3	Jumran	√	√	√	√	√	√	√	√	√	√
4	M. Yusril Yunus	√	√	√	√	√	√	√	√	√	√
5	Marlina	√	√	√	√	√	√	√	√	√	√
6	Nurhikma	√	√	√	√	√	√	√	√	√	√
7	I Taro	√	√	√	√	√	√	√	√	√	√
8	Salsabilah Nur Q	√	√	√	√	√	√	√	√	√	√
9	Muh. Ainul Arif	√	√	√	√	√	√	√	√	√	√
10	Karmila	√	√	√	√	√	√	√	√	√	√
11	Mala Sari Dewi	√	√	√	√	√	√	√	√	√	√
12	Hasima	√	√	a	√	√	S	√	√	√	√
13	Ika Mawarni	√	√	√	√	√	√	√	√	√	√
14	Hasnah	√	√	√	√	√	√	√	√	a	√
15	Syamsinar Sabir	√	√	√	√	√	√	√	√	√	√
16	Soraya Samad	√	√	√	√	√	√	√	√	√	√
17	Yuliana	√	√	√	√	√	√	√	√	√	√
18	Nurul Fathoana	√	√	√	√	√	√	√	√	√	√
19	Ival	√	√	√	√	√	a	√	√	√	√
20	Irvan	√	√	√	√	√	√	√	√	√	√
21	Fatma	√	√	√	√	√	√	√	√	√	√
22	Devy Ulfiani	√	√	√	√	√	√	√	√	√	√
23	Mely Hamdani A	√	√	√	√	√	√	√	√	√	√
24	Aswandi	√	√	√	S	√	√	√	√	√	√
25	Adelia Agustin	√	√	√	√	√	√	√	√	√	√
26	Rama Ramdhana	√	√	√	√	√	√	√	s	√	√
27	Andi Jumrani	√	√	√	√	√	√	√	√	√	√
28	Syamsurya DS	√	√	√	√	√	√	√	√	√	√

The Researcher

Hermiati S
20400113125

STUDENTS' ATTENDANCE LIST
SMA Negeri 3 SIDRAP
(CONTROL CLASS XII IA 2)

NO	STUDENT'S NAME	1	2	3	4	5	6	7	8	9	10
1	Osama Hakim	√	√	√	√	√	√	√	√	√	√
2	Kartina	√	√	√	s	√	√	√	√	√	√
3	Tarisa	√	√	√	√	√	√	√	√	√	√
4	Astiara	√	√	√	√	√	√	√	√	√	√
5	Armayana	√	√	√	√	√	√	√	√	√	√
6	Nur Amalia Adri	√	√	√	√	a	√	√	√	√	√
7	Muh. Ihsan	√	√	√	√	√	√	√	√	√	√
8	Kartono Muhammad	√	√	√	√	√	√	√	√	√	√
9	Arjun	√	√	√	a	√	√	√	√	√	√
10	Ratna	√	√	√	√	√	√	√	√	√	√
11	Athira Nurul Annisa	√	√	√	√	√	√	√	√	√	√
12	Riska	√	√	√	√	√	√	√	√	√	√
13	Halima	√	√	√	√	√	√	√	√	√	√
14	Ahmad Subarkah	√	√	√	√	√	√	√	√	a	√
15	Nur Azfia	√	√	√	√	√	√	√	√	√	√
16	Nurjannati	√	√	√	√	√	√	√	√	√	√
17	Muh. Arafah	√	√	√	√	√	√	√	√	√	√
18	Jumarni	√	√	√	√	√	√	√	√	√	√
19	Ulianti	√	√	√	√	√	√	√	√	√	√
20	Zakiah Febrina	√	√	a	√	√	√	√	√	√	√
21	Nurul Indah Sari	√	√	√	√	√	√	√	√	√	√
22	Sri Astuti	√	√	√	√	√	i	√	√	√	√
23	Nadila Bahri	√	√	√	√	√	√	√	√	√	√
24	Resky	√	√	√	a	√	√	√	√	√	√
25	Andi Aulia Syahnur	√	√	√	√	√	√	√	√	√	√
26	Warda	√	√	√	√	√	√	√	S	√	√
27	Elisa	√	√	√	√	√	√	√	√	√	√
28	Febiola Salsabila	√	√	√	√	√	√	√	√	√	√

The Researcher

Hermiati S
20400113125

APPENDIX B

*Score of Students' Pre-test and Post-Test in Experimental Class**(XI MIA 1)*

No.	Students	Pre-test	Post-test	X_1^2	X_2^2
1	Irwanto	50	70	2500	4900
2	Herdiani	60	80	3600	6400
3	Jumran	70	90	4900	8100
4	M. Yusril Yunus	60	70	3600	4900
5	Marlina	60	80	3600	6400
6	Nurhikma	70	80	4900	6400
7	I Taro	50	70	3600	4900
8	Salsabilah Nur Qalbiyah	50	80	2500	6400
9	Muh. Ainul Arif	50	80	2500	6400
10	Karmila	60	60	3600	3600
11	Mala Sari Dewi	60	80	3600	6400
12	Hasima	50	70	2500	4900
13	Ika Mawarni	60	80	3600	6400
14	Hasnah	50	80	2500	6400
15	Syamsinar Sabir	50	80	2500	6400
16	Soraya Samad	50	80	2500	6400
17	Yuliana	50	70	2500	4900
18	Nurul Fathoana	60	70	3600	4900
19	Ival	50	70	2500	4900
20	Irvan	70	70	4900	4900
21	Fatma	50	80	2500	6400
22	Devy Ulfiani	60	80	3600	6400
23	Mely Hamdani Asmara	60	80	3600	6400
24	Aswandi	80	90	6400	8100
25	Adelia Agustin	60	70	3600	4900
26	Rama Ramdhana	60	70	3600	4900
27	Andi Jumrani	50	70	2500	4900
28	Syamsurya DS	60	80	3600	6400
	Total Score	1610	2130	95400	172900
	Mean Score	57.5	76	3407.14	6175

APPENDIX C

Score of Students' Pre-test and Post-Test in Controlled Class (XI MIA 2)

No.	Students	Pre-test	Post-test	X_1^2	X_2^2
1	Osama Hakim	40	50	1600	2500
2	Kartina	50	60	2500	3600
3	Tarisa	50	60	2500	3600
4	Astiara	40	50	1600	2500
5	Armayana	60	60	3600	3600
6	Nur Amalia Adri	60	60	3600	3600
7	Muh. Ihsan	40	60	1600	3600
8	Kartono Muhammad	50	60	2500	3600
9	Arjun	30	60	900	3600
10	Ratna	50	60	2500	3600
11	Athira Nurul Annisa	50	50	2500	2500
12	Riska	60	70	3600	4900
13	Halima	60	60	3600	3600
14	Ahmad Subarkah	50	60	2500	3600
15	Nur Azfia	60	50	3600	2500
16	Nurjannati	60	60	3600	3600
17	Muh. Arafah	50	50	2500	2500
18	Jumarni	40	60	1600	3600
19	Ulianti	40	60	1600	3600
20	Zakiyah Febrina	30	70	900	4900
21	Nurul Indah Sari	60	50	3600	2500
22	Sri Astuti	40	50	1600	2500
23	Nadila Bahri	40	50	1600	2500
24	Resky	40	70	1600	4900
25	Andi Aulia Syahnur	60	50	3600	2500
26	Warda	50	60	2500	3600
27	Elisa	60	60	3600	3600
28	Febiola Salsabila	50	50	2500	2500
	Total Score	1370	1610	69500	93700
	Mean Score	48.9	57.5	2482.14	3346.42

APPENDIX D

The mean score of experimental and controlled class

A. Experimental class

1. Pre-test

$$\bar{x} = \frac{\sum x}{n}$$

$$\bar{x} = \frac{1550}{28}$$

$$\bar{x} = 57.5$$

2. Post-test

$$\bar{x} = \frac{\sum x}{n}$$

$$\bar{x} = \frac{2130}{28}$$

$$\bar{x} = 76$$

B. Controlled class

3. Pre-test

$$\bar{x} = \frac{\sum x}{n}$$

$$\bar{x} = \frac{1430}{28}$$

$$\bar{x} = 48.9$$

4. Post-test

$$\bar{x} = \frac{\sum x}{n}$$

$$\bar{x} = \frac{1550}{28}$$

$$\bar{x} = 57.5$$

APPENDIX E

Standard deviation of Experimental and Controlled class

A. Experiment Class

1. Pre-Test

$$SD = \sqrt{\frac{S_1}{n-1}}$$

Where,

$$SS_1 = \sum X_1^2 - \frac{(\sum X_1)^2}{n}$$

$$SS_1 = 95400 - \frac{(1)^2}{2}$$

$$SS_1 = 95400 - \frac{2}{2}$$

$$SS_1 = 95400 - 92575$$

$$SS_1 = 2$$

$$SD = \sqrt{\frac{S_1}{n-1}}$$

$$SD = \sqrt{\frac{2}{28-1}}$$

$$SD = \sqrt{\frac{2}{27}}$$

$$SD = \sqrt{104.6}$$

$$SD = 10.2$$

2. Post-Test

$$SD = \sqrt{\frac{S_1}{n-1}}$$

Where,

$$SS_1 = \sum X_1^2 - \frac{(\sum X_1)^2}{n}$$

$$SS_1 = 172900 - \frac{(2)^2}{2}$$

$$SS_1 = 172900 - \frac{4}{2}$$

$$SS_1 = 172900 - 162032$$

$$SS_1 = 1$$

$$SD = \sqrt{\frac{S_1}{n-1}}$$

$$SD = \sqrt{\frac{1}{28-1}}$$

$$SD = \sqrt{\frac{1}{27}}$$

$$SD = \sqrt{402.5}$$

$$SD = 20$$

B. Controlled Class

1. Pre-Test

$$SD = \sqrt{\frac{\quad}{\quad}}$$

Where,

$$SS_2 = \sum X_2^2 - \frac{(\sum x)^2}{n}$$

$$SS_2 = 69500 - \frac{(1370)^2}{28}$$

$$SS_2 = 75700 - \frac{1876900}{28}$$

$$SS_2 = 75700 - 67032$$

$$SS_2 =$$

$$SD = \sqrt{\frac{2}{27}}$$

$$SD = \sqrt{\frac{1}{27}}$$

$$SD = \sqrt{\frac{1}{27}}$$

$$SD = \sqrt{91.4}$$

$$SD = 9.5$$

2. Post-Test

$$SD = \sqrt{\frac{\quad}{\quad}}$$

Where,

$$SS_2 = \sum X_2^2 - \frac{(\sum x)^2}{n}$$

$$SS_2 = 93700 - \frac{(1610)^2}{28}$$

$$SS_2 = 92800 - \frac{2592100}{28}$$

$$SS_2 = 95200 - 92575$$

$$SS_2 = 1125$$

$$SD = \sqrt{\frac{2}{27}}$$

$$SD = \sqrt{\frac{1}{27}}$$

$$SD = \sqrt{\frac{1}{27}}$$

$$SD = \sqrt{41.6}$$

$$SD = 6.4$$

APPENDIX F

The Significance Different

$$X_1 = \quad SS_1 =$$

$$X_2 = 57.5 \quad SS_2 = 1125$$

1. t-Test

$$t = \frac{\bar{X}_1 - \bar{X}_2}{\sqrt{\left(\frac{SS_1 + SS_2}{n_1 + n_2 - 2}\right)\left(\frac{1}{n_1} + \frac{1}{n_2}\right)}}$$

$$2. \quad t = \frac{76 - 57.5}{\sqrt{\left(\frac{10868 + 1125}{28 + 28 - 2}\right)\left(\frac{1}{28} + \frac{1}{28}\right)}}$$

$$t = \frac{18.5}{\sqrt{\left(\frac{11993}{54}\right)(0.07)}}$$

$$t = \frac{18.5}{\sqrt{(222.09)(0.07)}}$$

$$t = \frac{18.5}{\sqrt{15.54}}$$

$$t = \frac{18.5}{3.94}$$

$$t_{\text{Hitung}} = 4.74$$

3. t-Table

For level of significance (D) = 0.05

Degree of freedom (df) = (N₁ + N₂) - 2 = (28 + 28) - 2 = 54

t - Table = **2.009**

APPENDIX G

The Distribution of T-Table

<i>Df</i>	<i>P</i>			
	0.10	0.05	0.01	0.001
1	6,314	12,706	63,657	636,619
2	2,920	4,303	9,925	31,599
3	2,353	3,182	5,841	12,924
4	2,132	2,776	4,604	8,610
5	2,015	2,571	4,032	6,869
6	1,943	2,447	3,707	5,959
7	1,895	2,365	3,499	5,408
8	1,860	2,306	3,355	5,041
9	1,833	2,262	3,250	4,781
10	1,812	2,228	3,169	4,587
11	1,796	2,201	3,106	4,437
12	1,782	2,179	3,055	4,318
13	1,771	2,160	3,012	4,221
14	1,761	2,145	2,977	4,140
15	1,753	2,131	2,947	4,073
16	1,746	2,120	2,921	4,015
17	1,740	2,110	2,898	3,965
18	1,734	2,101	2,878	3,922
19	1,729	2,093	2,861	3,883
20	1,725	2,086	2,845	3,850
21	1,721	2,080	2,831	3,819
22	1,717	2,074	2,819	3,792
23	1,714	2,069	2,807	3,768
24	1,711	2,064	2,797	3,745
25	1,708	2,060	2,787	3,725
26	1,706	2,056	2,779	3,707
27	1,703	2,052	2,771	3,690
28	1,701	2,048	2,763	3,674
29	1,699	2,045	2,756	3,659
30	1,697	2,042	2,750	3,646
40	1,684	2,021	2,704	3,551
50	1,676	2,009	2,678	3,496
60	1,671	2,000	2,660	3,460
80	1,664	1,990	2,639	3,416

APPENDIX H

LESSON PLAN OF MATERIAL

School : SMA Negeri 3 Sidrap
Subject : Bahasa Inggris (Listening)
Class/Semester : XI MIA 1 / 1
Time allocation : 2 x 45 menit/meeting (3 Meetings)

A. Standart Competence

Mendengarkan

7. Memahami makna dalam percakapan transaksional dan interpersonal dalam konteks kehidupan sehari-hari.

B. Basic Competence

7.1. Merespon makna dalam percakapan transaksional (to get things done) dan interpersonal (bersosialisasi) resmi dan tak resmi secara akurat, lancar dan berterima yang menggunakan ragam bahasa lisan sederhana dalam berbagai konteks kehidupan sehari-hari dan melibatkan tindak tutur: berterima kasih, memuji, mengucapkan selamat dan meminta maaf.

C. Learning Objective

At the end of the lesson, the students are able to:

1. The students are able to identify the word being heard
2. The students are able to identify the meaning of the word
3. The students are able to identify the meaning of grateful, congratulate and compliment others and apologies expression
4. The students are able to respond of grateful, congratulate and compliment others and apologies expression

D. Learning Material :

No.	Words	Exspressions
1.	Great	You look great!
2.	Charming	What a charming dress!
3.	Fantastic	That's a very fantastic!
4.	Congratulate	I must congratulate you!
5.	Terrific	Nice to meet you
6.	Farewell	See you later
7.	Achievements	Terrific. Well done!
8.	Extremely	How extremely nice of

1. Congratulate and compliment others**Exspressions**

- What a nice dress!
- You look great!
- You're looking glamorous.
- Congratulations!
- Well, Done!
- Thank you very much for your compliment.

Situations

- You compliment someone on their appearance.
- You say nice thing about your friends' dress.
- Your colleague is very fashionable and well dress.
- Your friend has just passed an important exam.
- Your brothers have got an award.

- You give response to your friend compliment/congratulation.

2. **Perhatikan dialogue dari audio yang anda dengar untuk melengkapi respon yang tepat!**

Man: I really made a mistake

Woman: What about?

Man: I have broken your pen.

Woman: That pen? Oh, no!

Man: _____ .

Narrator: What is the man most likely reply?

- A. I'd love that pen
- B. Thank you
- C. I'm proud of you
- D. I'm very sorry

Dalam percakapan, kalimat menunjukkan si pria telah mengaku bahwa ia telah membuat kesalahan dengan merusakkan bolpen si wanita seperti ditunjukkan kalimat berikut:

- I really made a mistake (Saya sungguh berbuat kesalahan)
- I have broken your pen (Saya telah merusakkan bolpenmu).

Maka ungkapan yang tepat diucapkan oleh si pria adalah ungkapan permintaan maaf.

- **I'm very sorry** (Saya minta maaf, saya menyesal).

Jawaban: D

D. Technique/Strategy

Think-Pair-Square Strategy

E. Sources and Media:

1. Audio Recorder
2. Whiteboard and worksheet
3. Text book that relevant to the material

F. Evaluation :

- a) Procedure : The researcher did evaluation based on the students' activity through the Think-Pair-Square Strategy
- b) Evaluation instrument
 - Listening test : Listening test about the material of how to respond grateful, congratulate and compliment expression
 - Written test : Giving pre-test and post-test

G. Learning Activities

(Meeting 1)

No.	Steps	Learning Activities	Time Allocation
1	Introduction/ Opening	<ol style="list-style-type: none"> 1. Opening the activity by greeting the students 2. Asking the questions about the general condition in classroom 3. Checking students attendance list 4. Telling students about what will be discussed in the classroom 5. Starting the learning objective to be achieved 	15'
2	Presentation	<ol style="list-style-type: none"> 1. Showing the material about how to respond grateful, congratulate and compliment expression 2. Giving the students example of expression used in responding to the expression of a person 3. Explaining about Think-pair-square strategy 4. Giving a model about how to practice the Think-pair-square strategy 5. Students are divided into several groups, each group consist of 4 students. 1 group of pair and 1 group of square. 6. Think : asking students to work individually on a listening comprehension test 7. Pair : Asking students to pair up in the next listening test 8. Square : asking the students to return to the group of four then discuss or match each others answers while listening test 	60'

		again 9. Asking students to discuss the work of the group in front of the class 10. Giving comment for all performance and giving suggestion to be better in the future	
3	Closing	1. Giving the students reward and feedback 2. Giving the students chance to ask questions and problems 3. Concluding the material 4. Closing the lesson activities	15'

(Meeting 2)

No.	Steps	Learning Activities	Time Allocation
1	Introduction/ Opening	1. Opening the activity by greeting the students 2. Asking the questions about the general condition in classroom 3. Checking students attendance list 4. Telling students about what will be discussed in the classroom 5. Starting the learning objective to be achieved	15'
2	Presentation	1. Showing the material about how expression used in congratulate and compliment 2. Giving the students example of expression used in grateful, congratulate and compliment 3. Think : asking students to work individually on a listening comprehension test 4. Pair : Asking students to pair up in the next listening test and share their answer with their partner 5. Square : asking the students to return to the group of four then discuss or match each others answers while listening test again 6. Asking students to discuss the work of the group in front of the class 7. Giving comment for all performance and giving suggestion to be better in the future	60'

3	Closing	<ol style="list-style-type: none"> 1. Giving the students reward and feedback Giving the students chance to ask questions and problems 2. Concluding the material 3. Closing the lesson activities 	15'
----------	----------------	---	-----

(Meeting 3)

No.	Steps	Learning Activities	Time Allocation
1	Introduction/ Opening	<ol style="list-style-type: none"> 1. Opening the activity by greeting the students 2. Asking the questions about the general condition in classroom 3. Checking students attendance list 4. Telling students about what will be discussed in the classroom 5. Starting the learning objective to be achieved 	15'
2	Presentation	<ol style="list-style-type: none"> 1. Showing the material about how expression used in apologies 2. Giving the students example of expression used in apologies 3. Explaining about Think-pair-square strategy that was used in the last meeting 4. Think : asking students to work individually on a listening comprehension test of the topic about expression used in apologies 5. Pair : Asking students to pair up in the next listening test 6. Square : asking the students to return to the group of four then discuss or match each others answers while listening test again 7. Asking students to discuss the work of the group in front of the class 8. Giving comment for all performance and giving suggestion to be better in the future 	60'

3	Closing	<ol style="list-style-type: none"> 1. Giving the students reward and feedback 2. Giving the students chance to ask questions and problems 3. Concluding the material 4. Closing the lesson activities 	15'
---	----------------	---	-----

LESSON PLAN

School : SMA Negeri 3 Sidrap
Subject : Bahasa Inggris (Listening)
Class/Semester : XI MIA 1 / 1
Time alocation : 2 x 45 menit/ Meeting (3 Meetings)

A. Standart Competence

Mendengarkan

7. Memahami makna dalam percakapan transaksional dan interpersonal dalam konteks kehidupan sehari-hari.

B. Basic Competence

7.2. Merespon makna dalam percakapan transaksional (to get things done) dan interpersonal (bersosialisasi) resmi dan tak resmi secara akurat, lancar dan berterima yang menggunakan ragam bahasa lisan sederhana dalam berbagai konteks kehidupan sehari-hari dan melibatkan tindak tutur: menyatakan rasa terkejut, menyatakan rasa tak percaya, serta menerima undangan, tawaran, dan ajakan.

C. Learning Objective

At the end of the lesson, the students are able to:

1. The students are able to identify the meaning of expression in approve invitation, bids and solicitation
2. The students are able to respond of expression in approve invitation, bids and solicitation

D. Learning Material :

1. Listen to the tape and choose the best response from the expressions you hear.

Man: May I taste the caramel pudding you just made?

Woman : Of course you may. How does it taste?

Man :

Narrator : What is the most appropriate response for the man to reply?

- A. It is very expensive, I think.
- B. It's very delicious. I really enjoy the taste.
- C. I think I will cook it myself.
- D. I don't think I'll come with you.

Narrator : The best answer to the question "It provides excellent service." is choice B. Therefore, you should choose answer B.

2. Man : Hi Cindy, could you do me a favour?

Woman : What can I do for you?

Man : Would you mind going to the post office to send my letter?

Woman:

Narrator : What is the woman's possible response?

- A. I am all out. Sorry.
- B. I love to write letters
- C. Sure, by all means
- D. It's next to the police station

Narrator : The best answer to the question " Sure, by all means". Therefore, you should choose answer C.

3. Man: Do you want me to carry these books to your room?

Woman: No, thanks.

Man : Let me bring your bag, then.

Woman: _____ .

Narrator: What is the woman probably response?

- A. My bag is black and big.
- B. I will go to the teacher room.
- C. Thank you very much.
- D. It's a hand-made leather bag.

Dalam percakapan, si pria menawarkan bantuan kepada si wanita untuk membawakan buku-buku si wanita seperti ditunjukkan kalimat berikut:

Do you want me to ... (Apakah kamu menginginkan saya untuk ...)

- Let me ... (Izinkan saya untuk ...). Maka respon yang paling tepat diucapkan oleh si wanita adalah ungkapan rasa terimakasih.

- **Thank you very much** (Terima kasih banyak)

Jawaban: C

E. Technique/Strategy

Think-Pair-Square Strategy

F. Sources and Media:

1. Audio Recorder
2. Whiteboard and worksheet
3. Text book that relevant to the material

G. Evaluation :

- a) Procedure : The researcher did evaluation based on the students' activity through the Think-Pair-Square Strategy
- b) Evaluation instrument
Listening test : Listening test about the material of expression in how to respond approve invitation, bids and solicitation
- c) Written test : Giving pre-test and post-test

(Meeting 4)

No.	Steps	Learning Activities	Time Allocation
1	Introduction/ Opening	<ol style="list-style-type: none"> 1. Opening the activity by greeting the students 2. Asking the questions about the general condition in classroom 3. Checking students attendance list 4. Telling students about what will be discussed in the classroom 5. Starting the learning objective to be achieved 	15'
2	Presentation	<ol style="list-style-type: none"> 1. Showing the material about how expression used in approve invitation, bids and solicitation 2. Giving the students example of expression used in approve invitation, bids and solicitation 3. Explaining about Think-pair-square strategy that was used in the last meeting 4. Think: asking students to work individually on a listening comprehension test of the topic about expression used in approve invitation, bids and solicitation 5. Pair : Asking students to pair up in the next listening test 6. Square : asking the students to return to the group of four then discuss or match each others answers while listening test again 7. Asking students to discuss the work of the group in front of the class 8. Giving comment for all performance and giving suggestion to be better in the future 	60'

3	Closing	<ol style="list-style-type: none"> 1. Giving the students reward and feedback 2. Giving the students chance to ask questions and problems 3. Concluding the material 4. Closing the lesson activities 	15'
---	----------------	---	-----

(Meeting 5)

No.	Steps	Learning Activities	Time Allocation
1	Introduction/ Opening	<ol style="list-style-type: none"> 1. Opening the activity by greeting the students 2. Asking the questions about the general condition in classroom 3. Checking students attendance list 4. Telling students about what will be discussed in the classroom 5. Starting the learning objective to be achieved 	15'
2	Presentation	<ol style="list-style-type: none"> 1. Showing the material about how expression used in approve solicitation 2. Giving the students example of expression used in approve solicitation 3. Explaining about Think-pair-square strategy that was used in the last meeting 4. Think : asking students to work individually on a listening comprehension test of the topic about expression used in approve solicitation 5. Pair : Asking students to pair up in the next listening test 6. Square : asking the students to return to the group of four then discuss or match each others answers while listening test again 7. Asking students to discuss the work of the group in front of the class 8. Giving comment for all performance and giving suggestion to be better in the future 	60'

3	Closing	<ol style="list-style-type: none"> 1. Giving the students reward and feedback 2. Giving the students chance to ask questions and problems 3. Concluding the material 4. Closing the lesson activities 	15'
---	----------------	---	-----

(Meeting 6)

No.	Steps	Learning Activities	Time Allocation
1	Introduction/ Opening	<ol style="list-style-type: none"> 1. Opening the activity by greeting the students 2. Asking the questions about the general condition in classroom 3. Checking students attendance list 4. Telling students about what will be discussed in the classroom 5. Starting the learning objective to be achieved 	15'
2	Presentation	<ol style="list-style-type: none"> 1. Showing the material about how expression used in approve bids 2. Giving the students example of expression used in approve bids 3. Explaining about Think-pair-square strategy that was used in the last meeting 4. Think : asking students to work individually on a listening comprehension test of the topic about expression used in approve bids 5. Pair : Asking students to pair up in the next listening test 6. Square : asking the students to return to the group of four then discuss or match each others answers while listening test again 7. Asking students to discuss the work of the group in front of the class 8. Giving comment for all performance and giving suggestion to be better in the future 	60'

3	Closing	<ol style="list-style-type: none"> 1. Giving the students reward and feedback 2. Giving the students chance to ask questions and problems 3. Concluding the material 4. Closing the lesson activities 	15'
---	----------------	---	-----

LESSON PLAN

School : SMA Negeri 3 Sidrap
Subject : Bahasa Inggris (Listening)
Class/Semester : XI MIA 1 / 1
Time alocation : 2 x 45 menit/meeting (2 Meetings)

A. Standart Competence

Mendengarkan

8. Memahami makna dalam teks fungsional pendek dan monolog yang berbentuk narrative, descriptive, dan news item sederhana dalam konteks kehidupan sehari-hari.

B. Basic Competence

8.1. Merespon makna dalam teks monolog sederhana yang menggunakan ragam bahasa lisan secara akurat, lancar dan berterima dalam konteks kehidupan sehari-hari dalam teks berbentuk; dialog

C. Learning Objective

At the end of the lesson, the students are able to:

1. Identify the event in the text being heard
2. Identify the characteristics of the object / person described


D. Learning Material :

1. After you listen to the dialogue or monologue, look at the five pictures provided in your test book, and decide which one would be the most suitable with the dialogue or monologue you have heard.

Woman: Did you come to our school reunion last night?

Man: No. I had a surgery with some fellow doctors in the emergency room. Did you go?

Woman: Yes. I met so many old friends there. Bill is a lawyer. He works for his own both firms. Edward is a Math teacher in Houston. John is in the Army, and his Brother, Jimmy, is a pilot.



Narrator: Which picture shows the woman's suggestion?

Perhatikan pilihan jawaban yang tersedia:

- A. Dokter (Doctor)
- B. Pengacara (Lawyer)
- C. Guru (Teacher)
- D. Tentara (Army)
- E. Pilot (Pilot)

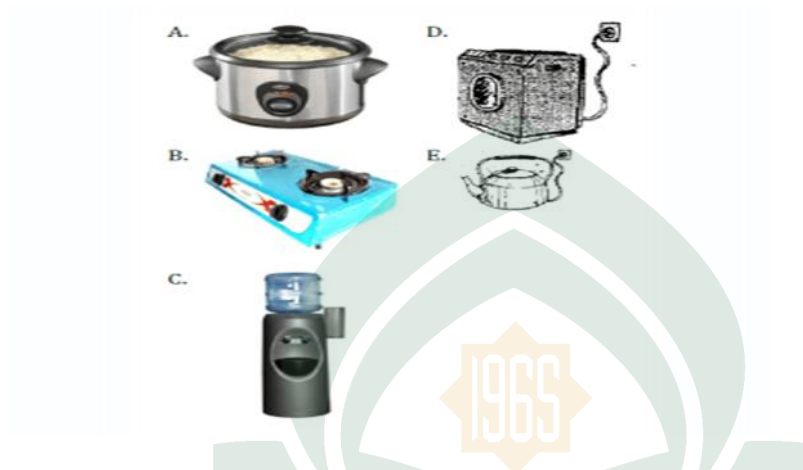
Maka jawaban yang tepat untuk pertanyaan tentang pekerjaan si pria adalah **Dokter**.

Janwaban: A

2. Man: Have you cook the rice, honey?

Woman: Not yet! I think we need a new gas stove. This old one is not work very well anymore.

Man: Okay, then. Let's buy one, then.



Narrator: Which picture shows what they want to buy?

Perhatikan pilihan jawaban yang tersedia:

- A. Penanak nasi (Rice cooker)
- B. Kompor gas (Gas stove)
- C. Pemanas air (Dispenser)
- D. Mesin cuci (Washing machine)
- E. Ceret (Kettle)

Maka jawaban yang tepat untuk pertanyaan tentang apa yang harus mereka berdua beli adalah **Gas stove**. Jawaban: B

E. Technique/Strategy

Think-Pair-Square Strategy

F. Sources and Media:

1. Audio Recorder
2. Whiteboard and worksheet
3. Text book that relevant to the material

G. Evaluation :

a) Procedure : The researcher did evaluation based on the students' activity through the Think-Pair-Square Strategy

b) Evaluation instrument

Listening test: Listening test about a dialog that tells about the events and characteristics of the object / person described

Written test : Giving pre-test and post-test

(Meeting 7)

No.	Steps	Learning Activities	Time Allocation
1	Introduction/ Opening	<ol style="list-style-type: none"> 1. Opening the activity by greeting the students 2. Asking the questions about the general condition in classroom 3. Checking students attendance list 4. Telling students about what will be discussed in the classroom 5. Starting the learning objective to be achieved 	15'
2	Presentation	<ol style="list-style-type: none"> 1. Showing the material about how to guess events or figures that are described by speakers in audio 2. Giving the students example of dialog and monologue about events or figures that are described by speakers in audio 3. Think: asking students to work individually on a listening comprehension test 4. Pair : Asking students to pair up in the next listening test 5. Square : asking the students to return to the group of four then discuss or match each others answers while listening test again 6. Asking students to discuss the work of the group in front of the class 7. Giving comment for all performance and giving suggestion to be better in the future 	60'

3	Closing	<ol style="list-style-type: none"> 1. Giving the students reward and feedback 2. Giving the students chance to ask questions and problems 3. Concluding the material 4. Closing the lesson activities 	15'
---	----------------	---	-----

(Meeting 8)


No.	Steps	Learning Activities	Time Allocation
1	Introduction/ Opening	<ol style="list-style-type: none"> 1. Opening the activity by greeting the students 2. Asking the questions about the general condition in classroom 3. Checking students attendance list 4. Telling students about what will be discussed in the classroom 5. Starting the learning objective to be achieved 	15'
2	Presentation	<ol style="list-style-type: none"> 1. Showing the material about how to guess events or figures that are described by speakers in audio 2. Giving the students example of dialog and monologue about events or figures that are described by speakers in audio 3. Explaining about Think-pair-square strategy that will use in meeting three 4. Think : asking students to work individually on a listening comprehension test 5. Pair : Asking students to pair up in the next listening test 6. Square : asking the students to return to the group of four then discuss or match each others answers while listening test again 7. Asking students to discuss the work of the group in front of the class 8. Giving comment for all performance and giving suggestion to be better in the future 	60'

3	Closing	<ol style="list-style-type: none">1. Giving the students reward and feedback2. Giving the students chance to ask questions and problems3. Concluding the material4. Closing the lesson activities	15'
---	----------------	--	-----

Samata, 05 August 2017

Researcher

Hermiati S



UNIVERSITAS ISLAM NEGERI
ALAUDDIN
M A K A S S A R

APPENDIX I

Research instrument

(Pre-Test and Post-Test)

Name :

Class :

- 1. The instrument of this research focuses on the effectiveness of Think-Pair-Square strategy in improving students' listening comprehension.**
- 2. The results of this study have absolutely no effect on the score of your English.**
- 3. Researcher says thanks very much for your attention and cooperation.**

Listening section

In this section of the test, you will have the chance to show how well you understand spoken English. There are three parts to this section with special direction for each part.

Part I: Questions 1 to 4.

Directions: In this part of the test, you will hear some dialogues and questions spoken in English. The dialogues and the questions will be spoken twice. They will not be printed in your test book, so you must listen carefully to understand what the speakers are saying. After you listen to the dialogue and the question about it, read the five possible answers, and decide which one would be the best answer to the question you have heard. Now listen to a sample question.

You will hear:

Man : I give up! I'll stop learning French

Woman : Why do you say that? You are making a lot of progress.

Man : No, I'm not. I've tried hard but still, I cannot speak it well

Woman : How come? You can Arabic, Hindi, Japanese, and even Russian well, can't you?

Narrator : What language is difficult for the man to learn?

- A. Hindi
- B. Arabic.
- C. French
- D. Russian.
- E. Japanese.

The best answer to this question is "French". Therefore you should choose answer (C).

1.
 - A. Job vacancy
 - B. Job interview
 - C. Printing Company
 - D. Getting high salary
 - E. Finding a job
2.
 - A. A novel
 - B. A comic
 - C. A magazine
 - D. A science book
 - E. An English Grammar Book
3.
 - A. The exam is easy
 - B. This time will not fly
 - C. The exam is in three weeks
 - D. He knows many things about the exam
 - E. He still has three days for the exam preparation
4.
 - A. She came to Nisa's party
 - B. She couldn't make a party
 - C. She had to go to a doctor

- D. She invited the man to a party
- E. She didn't go to Nisa's party

Part II: Questions 5 to 7

Directions: In this part of the test, you will hear some incomplete dialogues spoken in English, followed by four responses, also spoken in English. The dialogues and the responses will be spoken twice. They will not be printed in your test book, so you must listen carefully to understand what the speakers are saying. You have to choose the best response to each question.

Now listen to a sample question.

Man : Hi Cindy, could you do me a favor?

Woman : What can I do for you?

Man : Would you mind going to the post office to send my letter?

Woman :

Narrator : What is the woman's possible response?

- A. I am all out. Sorry.
- B. I love to write letters
- C. Sure, by all means
- D. It's next to the police station

Narrator : The best answer to the question " Sure, by all means". Therefore, you should choose answer C.

5.
 - A. I don't really like the rain
 - B. Thank you. That's very kind of you
 - C. Sorry I didn't bring my rain coat with me
 - D. You should take a rest and eat healthy food
6.
 - A. Yes, you look nice
 - B. Yes, this is absolutely right

- C. Yes, I think you are wrong
 D. No, you'll never believe it
7. A. I hope he serves us soon
 B. I expect him not to come
 C. How come he is so lazy?
 D. Hopefully he ignores us

Part III: Questions 8 to 10.

Directions: In this part of the test, you will hear some dialogues or monologues spoken in English. The dialogues or monologues will be spoken twice. They will not be printed in your test book, so you must listen carefully to understand what the speakers are saying.

After you listen to the dialogue or monologue, look at the three pictures provided in your test book, and decide which one would be the most suitable with the dialogue or monologue you have heard.

8. A.



B.



C.













D.



E.



9. A.  B. 
- C.  D. 
- E. 

10. A.  B. 
- C.  D. 
- E. 

This is the end of the listening section.

DOCUMENTATION (APPENDIX J)

PRE-TEST XI MIA 1 and XI MIA 2



TREATMENT BY USING THINK-PAIR-SQUARE STRATEGY
(EXPERIMENTAL CLASS)

(THINK)



(PAIR)



(SQUARE)



TEACHING AND LEARNING PROCESS IN CONTROLLED CLASS





POST-TEST XI MIA 1 and XI MIA 2



UNIVERSITAS ISLAM NEGERI





CURRICULUM VITAE



The researcher, Hermiati S was born on November 25th, 1995 in Pujo, the district of Sidrap, South Sulawesi, Indonesia. She has one sister. She was the first children in his family of the couple Semmi and Hernawati.

Hermiati's friend always call her by Emi started her education at Elementary School of SDN 6 OTTING in 2000 and graduated in 2006, then she continued her study in Junior High School was Started at SMPN 3 DUAPITUE and graduated in 2009 and Senior High School in SMAN 1 DUAPITUE and graduated in 2013. After finishing her studying in Senior High School, she continued her study to Alauddin State Islamic University of Makassar.

In Alauddin State Islamic University of Makassar the writer chose English Education Department, Tarbiyah and Teaching Science Faculty as her major.