

**“ STUDY OF TEACHER’S CREATIVITIES TO STIMULATE
STUDENTS’ SPEAKING ABILITY FOR THE SECOND LEVEL OF
JUNIOR HIGH SCHOOL IN LKP (LEMBAGA KURSUS DAN
PELATIHAN) MACCA MAROS”.**



A Thesis

**Submitted in Partial Fulfillment of the Requirements for the Degree of
Sarjana Pendidikan (S.Pd) of English Education Department
Tarbiyah and Teaching Science Faculty
Alauddin State Islamic University
of Makassar**

**By:
TRIA NUR RAHMAH
Reg. Number: 20400113104**

**ENGLISH EDUCATION DEPARTMENT
TARBIYAH AND TEACHING SCIENCE FACULTY
ALAUDDIN STATE ISLAMIC UNIVERSITY OF MAKASSAR
2017**

PERNYATAAN KEASLIAN SKRIPSI

Dengan penuh kesadaran, penulis yang bertanda tangan di bawah ini menyatakan bahwa skripsi ini benar-benar hasil karya penyusunan sendiri. Jika di kemudian hari skripsi ini merupakan duplikat, tiruan, dan atau dibuat oleh orang lain secara keseluruhan atau sebagian, maka skripsi dan gelar yang diperoleh karenanya batal demi hukum.



Makassar,

Maret 2017

Penulis,

UNIVERSITAS ISLAM NEGERI
ALAUDDIN
M A K A S S A TRIA NUR RAHMAH

NIM. 20400113104

PERSETUJUAN PEMBIMBING

Pembimbing penulisan skripsi saudari, **Tria Nur Rahmah** NIM: **20400113104**, Mahasiswi Jurusan Pendidikan Bahasa Inggris pada Fakultas Tarbiyah dan Keguruan UIN Alauddin Makassar, setelah dengan seksama meneliti dan mengoreksi skripsi yang bersangkutan dengan judul : **“Study of Teacher’s Creativities to Stimulate Students’ Speaking Ability for the Second Level of Junior High School in LKP (Lembaga Kursus dan Pelatihan) Macca Maros”**. Memandang bahwa skripsi tersebut telah memenuhi syarat-syarat ilmiah dan dapat disetujui untuk diajukan ke sidang munaqasyah.

Demikian persetujuan ini diberikan untuk proses selanjutnya.


UNIVERSITAS ISLAM NEGERI

ALAUDDIN
M A K A S S A R


Samata-Gowa,

2017

Pembimbing I


Dra. Hj. St. Azisah, M.Ed.St., Ph.D
NIP. 19671231 199303 2 016

Pembimbing II


Dr. H. Muh. Rusdi, T, M.Ag
NIP. 19661215 199403 1 006

PENGESAHAN SKRIPSI

Skripsi yang berjudul, “ **Study of Teacher’s Creativities to Stimulate Students’ Speaking Ability for the Second Level of Junior High School in LKP (Lembaga Kursus dan Pelatihan) Macca Maros**” yang disusun oleh **Tria Nur Rahmah, NIM: 20400113104**, mahasiswa Jurusan Pendidikan Bahasa Inggris pada Fakultas Tarbiyah dan Keguruan UIN Alauddin Makassar, telah diuji dan dipertahankan dalam sidang munaqasyah yang diselenggarakan pada hari , tanggal **24 Agustus 2017 M**, bertepatan dengan **2 Dzulhijjah 1438 H**, dinyatakan telah dapat diterima sebagai salah satu syarat untuk memperoleh gelar Sarjana Pendidikan (S.Pd.) pada Fakultas Tarbiyah dan Keguruan, Program Studi Pendidikan Bahasa Inggris, dengan beberapa perbaikan.

Samata - Gowa, 24 Agustus 2017 M

2Dzulhijjah 1438 H

DEWAN PENGUJI

(SK. Dekan No. 1759 Tertanggal 17 Juli Tahun 2017)

UNIVERSITAS ISLAM NEGERI

Ketua	: Dr. Kamsinah, M.Pd.I.	(.....)
Sekretaris	: Dr. St. Aisyah Chalik, M. Pd	(.....)
Munaqisy I	: Sitti Nurpahmi S.Pd., M.Pd	(.....)
Munaqisy II	: Dra. St. Nurjannah YT, M.Ed., M.A	(.....)
Pembimbing I	: Dra. Hj. St. Azisah, M.Ed.St., Ph.D	(.....)
Pembimbing II	: Dr. H. Muh. Rusdi. T., M.Ag	(.....)

Mengetahui :

Dekan Fakultas Tarbiyah dan Keguruan
UIN Alauddin Makassar


Dr. H. Muhammad Amri, Lc., M. Agk

NIP. 19730120 200312 1 001

ACKNOWLEDGEMENTS

بِسْمِ اللَّهِ الرَّحْمَنِ الرَّحِيمِ

Alhamdulillah Rabbil Alamin, the researcher would like to express her deepest gratitude to the almighty Allah SWT, the only provider, the most merciful who gives His guidance, inspiration and good healthy for all time to conduct the writing of this thesis. Also shalawat and salam are always delivered to our/the great Prophet Muhammad SAW who has brought us from the darkness to the lightness.

During the writing of the thesis, the researcher received much assistance from a number of people, for their valuable guidance, correction, suggestion, advice and golden support. Without them, the writing of this thesis would never been possibly completed. Therefore, the researcher would like to express the greatest thanks and appreciation for those people, they are:

1. The writer's beloved parents, **Bateng Dg. Nompo** and **Hj. Jumriati Asaf** who always motivate, educate, support, and pray for the writer's succes.
2. The writer's beloved sisters **Nirwana** and **Citra** for their supporting. Their support kept the writer going.
3. **Prof. DR. H. Musafir Pababari, M.Si** as the Rector of Alauddin State Islamic University of Makassar.
4. **Dr. H. Muhammad Amri, Lc., M.Ag** as the Dean of Tarbiyah and Teaching Science Faculty of Alauddin State Islamic University of Makassar.

5. **Dr. Kamsinah, M.Pd.I** and **Sitti Nurpahmi S.Pd., M.Pd** the head and secretary of English Education Department of Tarbiyah and Teaching Science Faculty of Alauddin State Islamic University of Makassar.
6. The writer's appreciation to **Dra. Hj. St. Azisah, M.Ed.St., Ph.D** as the first consultant and **Dr. H. Muh. Rusdi. T, M.Ag** as the second consultant who guided the writer through the process in a professional manner and encouraged for the each step of the way.
7. **Nur Aliyah Nur, S.Pd.I., M.Pd** as the lecturer who had given the writer guidance and correction since the preliminary stage of manuscript until the completing of this thesis writing.
8. The researcher's especially indebted goes to director of LKP Macca Maros **Basri Saleng S.Pd.** and to the English instructor of the 2nd level class of junior high school in LKP Macca Maros who had given their opportunity to conduct this research in LKP. Macca Maros. Also for the 2nd level of Junior High School students, the researcher would like to say many thanks for their cooperation and participation during the completion of this research.
9. The writer's Lecturer in Research lesson, **Nur Aliyah Nur, S.Pd.I., M.Pd** thank for all the knowledge and guidance about research. The lecture provided valuable comments and suggestions throughout the finishing of this study.
10. The writer's classmates in English Education Department **PBI 5 and 6** (Academic Year 2013), **Nurfikriyah Irhasih, Ulfa Syahrani, Siti Emma**

Rachmawati, Rat Nur Faradhiba, Herty Hida Astria, Sarah Sabdarifah, St. Kurniawanti, Sri Rahmayani, Aulia Oktaviani and Nur Alang and all friends who could not be mentioned here. Thank for your friendship, togetherness and suggestion to the researcher.

11. The tutor in my dormitory **Nur Hasna** thank for all the knowledge and advice during the writer took a course. She is my senior and friend.
12. The writer's roommate **St. Mukarrama** thank you for your support, being alive and being my trues friend.
13. The researcher's friends in Faris dormitory **Sri Mustika, Shaly, Fiyula Elsyarah, Nurhannisa, Nini, Raodhatul Jannah, Wulan, Besse, Ulfa Alianto and Rezky**. Thank you for your support.
14. The writer's friends in location of KKN Regular 2017. Special for **Nuraeni Syamsuriati, Siska, Mauliyana Kahar, Lilis Sunarti, Awal Alyuhian, Sudirman and Fitrah** a massive thank you for you all.

The researcher realizes that, the writing of this thesis is far from the perfectness still the simplest one. Remaining errors are the writer's own; therefore, constructive criticism and suggestions will be highly appreciated. Finally, willingly the writer prays, May all our/the efforts are blessed by Allah SWT. Amin.

Makassar, 2017

The Researcher

LIST OF CONTENTS

TITLE PAGE	i
PENYATAAN KEASLIAN SKRIPSI	ii
PENGESAHAN SKRIPSI	iii
PERSETUJUAN PEMBIMBING	iv
ACKNOWLEDGEMENTS	v
LIST OF CONTENTS	xiii
LIST OF TABLES	x
LIST OF APPENDICES	xi
ABSTRACT	xii
CHAPTER I INTRODUCTION	1
A. Background to the Study.....	1
B. Research Questions.....	4
C. Research Objective.....	4
D. Research Significances.....	5
E. Research Scope.....	6
F. Operational Definition of Term.....	6
CHAPTER II REVIEW OF THE RELATED LITERATURE	8
A. Some Previous Findings.....	8
B. Some Pertinent Ideas.....	10
1) The Nature of Speaking.....	10
a. Definition of Speaking.....	10
2) Findings about Creativity.....	11
a. Definition of Creativity.....	11
b. Role of Creativity in Education.....	12
c. Habits of Creative People.....	13
3) Theoretical Framework.....	17
CHAPTER III RESEARCH METHOD	19
A. Research Method.....	20
B. Research Subject.....	21
C. Research Variables.....	21
D. Research Instrument.....	21
E. Data Collection Procedure.....	23
F. Data Analysis Technique.....	23

CHAPTER IV FINDINGS AND DISCUSSION	25
A. Findings.....	25
B. Discussion.....	55
CHAPTER V CONCLUSION AND SUGGESTION	62
A. Conclusion.....	62
B. Suggestion.....	63
BIBLIOGRAPHY	
APPENDICES	
CURRICULUM VITAE	




LIST OF TABLE

Table 1. First meeting observation (discussion).....	35
Table 2. Second meeting observation (discussion).....	37
Table 3. First meeting observation.....	46
Table 4. Second meeting observation.....	50
Table 5. third meeting observation.....	50
Table 6. Fourth meeting observation.....	53



LIST OF APPENDICES

Appendix I. Interview questions for teacher	65
Appendix II. Teacher's interview trancription.....	66
Appendix III. The questions for Students.....	67
Appendix IV. Students' Interview Transcription.....	68
Appendix V. Observation sheet.....	72



ABSTRACT

Title : “Study of Teacher’s Creativities to Stimulate Students’ Speaking Ability for the Second Level of Junior High School in LKP (Lembaga Kursus dan Pelatihan) Macca Maros”.

Reasearcher : Tria Nur Rahmah

Reg. Number : 20400113104

Consultant I : Dra. Hj. St. Azisah, M.Ed.St., Ph.D

Consultant II : Dr. H. Muh. Rusdi. T, M.Ag

This study about the teacher’s creativities to stimulate students’ speaking ability in particularly for the second level of junior high school students. This research will describe the kinds of teacher’s creativities that used in teaching to stimulate students’ speaking ability in LKP. Macca Maros. The aims of this study is to find out the kinds of creativities of the teacher in stimulating students’ speaking ability for the second level students in LKP. Macca Maros.

The study was designed in the form of qualitative descriptive study. Subject in this study were one English teacher and one speaking class in LKP. Macca Maros. The data were collected by using the methods of interview and observation. Data were analyzed through data reduction, data display and data verification/conclusion. The teacher’s creativities factors were extremely effective in stimulating the students to become active and have the eagerness to speak during the class with no fear and ashame. For this reason, the used of teachniques, strategies, methods and approach in a good and right way by the creative teacher it could be stimulate the students to speak and stimulate the students’ speaking ability

The results showed that the kinds of teacher’s creativities that used in teaching to stimulate students’ speaking ability. They consist of teaching techniques, teaching strategies, approach and method were the kinds of creativities that the teacher used effectively in teaching in the classroom. Moreover, the teacher’s creativities include of the used of teachniques, strategies, methods and approach in a good and right way by the creative teacher it could stimulate the students to speak and stimulate the students’ speaking ability

Based on these findings, it can be concluded that the teacher’s creativities that can stimulate the students’ speaking ability, the teacher combine the using teaching techniques, strategies, approach and method with the teacher’s personality. As a result, the students have the eagerness to speak in the classroom.

Furthermore, the teacher’s creativities in stimulate the students speaking was deeply effective to provoke students to became active and speak during the class.

CHAPTER I

INTRODUCTION

A. Background of Study

English is one of International language of United Nation that is used all over the world. It is the most important language in international communication. People all over the world, including Indonesian speak English in international events. They use English when the people meet one another in every international meeting, workshop, international seminar, conference and many other activities in the world.

As an International language, English is put in school curriculum in Indonesia of Junior High School and Senior High School. English is the main subject in curriculum. In school, study English is a must actually. Furthermore, in curriculum English is emphasized for language competence as the tool of communication to share students' ideas, share their knowledge, make a good sentences systematically, and express themselves with their knowledge.

English consist of four skills, they are reading, writing, listening and speaking. Furthermore, among those skills, this research will be focused in speaking skill. For this reason, speaking is the crucial skill of English. The fact that our reading, writing and listening skills are good, if we cannot speak any words in English our skill will not become complete. That is the problem in English that the students often face in their speaking class.

Speaking is an oral communication to share our ideas or information to others. It is the most essential way in which the speaker can express himself through the language. Moreover, speaking is important for all the students to practice their ability in speaking. How to send ideas, share student's knowledge and how to spell words well. In this case, the students' interest are needed to make the process of their understanding more easily .

Therefore, speaking ability is one of the crucial thing in English itself. Speaking ability is the students' ability in expressing their ideas orally which is represented by the scores of speaking. Although, the students are extremely expert in some skills, for instance their listening, reading or writing skills were good, they cannot speak or spill any words from their mouth. This is the main problem actually.

Being successful students are not easy, especially in speaking skill. This fact can be seen in many schools in Indonesia English in school is taught only once or twice a week with limited time. Consequently, the students always find the difficulty to understand English and speak English well during the class, because they still need more time to study and understand English well. For this reason, many parents have the initiative to enter their children into the institute of English courses, such a LKP Macca Maros. They enter their children in this institution to decrease their children difficulty in English especially in speaking. As a result, LKP Macca exist to help the students to decrease their difficulties in English.

In LKP Macca Maros, the students have many times to study English more than if they study English in school actually. As a result, the students will study English effectively. Nevertheless, study English in LKP Macca Maros does not mean the teacher face the students without a hitch. Based on my interview, the teacher in LKP Macca Maros always find their students especially at second level of Junior High School are not paying attention to their English material. The students played in the classroom every time. They always spoke in Bahasa and the theme of their conversation is not about the lesson, but outside of it. To be much details, the students are extremely enthusiasm in speaking but they cannot pronounce the words and cannot say anything by using English well. Consequently, they played around the classroom without attracted into the materials.

Furthermore, if there is no action for this matter, it will be raised the negative effect for the students. Particularly, in speaking aspects, the students will often quite, out of focus and they will be hate English as the worst effect. For this reason, through this research, the researcher can inform the other teachers that teacher's creativities can be apply in stimulating the students to speak during the class. Teacher's power to assist the students speaking comprehension is teacher's creativities. Assa (2015:83) stated that creative means that the teacher has the ability to create the learning activities in various level of learning activities to sufficient the various need for each students. Furthermore, the students' interest in special subject according to their teacher's creativities.

To be much concerned, there is a previous research that discuss about the teacher's creativities. It has a big influence to stimulate students in learning. Nayunta (2015:3) in his qualitative research, he stated that teacher's creativities in teaching the materials are extremely has a big influence in students comprehension in study, the more creative teacher in present the material the students will be easy to understand the English lesson.

Simply a few teacher can guide their students. Some of them, find difficulty to stimulate their students to become active and want to speak English in class. For instance, the teacher of LKP Macca Maros, one of the course located in Maros. They have prominent problems to help their students to be brave in speaking English.

Based on the explanations above, the researcher excited to establish a research. The research will be focused on teacher's creativities and students' speaking ability. As a result, the researcher will be established a descriptive qualitative thesis in titled "Study of Teacher's Creativities to Stimulate Students' Speaking Ability for the Second Level of Junior High School in LKP (Lembaga Kursus dan Pelatihan) Macca Maros".

B. Research Questions

This research study is motivated by the following questions:

What kinds of creativities of the teacher in stimulating the students' speaking ability?

C. Research Objectives

To find out the kinds of creativities of the teacher in stimulating students' speaking ability?

D. Research Significance

The output of this research is extremely expected to find out some significances of teaching and learning speaking as follows:

1. Theoretical Significances

This research will be conducted to detect the teacher's creativities that use in stimulate students' speaking ability especially for the second level of junior high school students. Furthermore, after finding the teacher's creativities that use in stimulate the students' speaking ability, the researcher does hope it will help the teacher to has the various ways to make the students has the ability in speaking.

2. Practical Significances

a. Significances for Teachers

Through this research, the researcher does hope the teacher or lecturer will recognize and apply the teacher's creativities to stimulate students' speaking ability. For this reason, the teacher or lecturer will have the various and interesting way in teaching, especially for speaking class.

b. Significances for Students

From this research, the researcher expected that the students will active and enjoy to speak English during the class, if the teacher uses their creativities in teaching.

c. Significances for the researchers

Hopefully this research can help the next researcher to commit her/his research as a comparative study or reference.

E. Research Scope

The scope of this research is the kinds of teacher creativities that use in the classroom to stimulate the students' speaking ability based on the second level of junior high school students in LKP MaccaMaros and the students' speaking activeness during the class. To be much concern, speaking activeness that the researcher mean is the students' activities in share their ideas, communicate with the teacher and many other speaking activities.

F. Operational Definition of Terms

1. Teacher's creativities

Based on the researcher, creative is the someone ability to create something new or make something that have existed before become more interesting. Teacher's creativities means that the teacher who has the ability to make something new in the classroom or create interesting material until the teacher can create comfortable situation during the class. As the result, the students will be more active in learning process.

From the definition, it is not easy to become a creative teacher. Teachers' creativities are purely a big ability in human being. Creativities exist from our effort to become a creative person.

2. Speaking Ability

Speaking is one of a productive skill category. Moreover, speaking is an ability to produce the language through oral communication, especially producing words, sentences and dialogues . However, speaking ability is skill or power to express ideas, opinions or message orally. In addition, speaking will facilitate us to express ourselves through the words and sentences. To be much detail, we can find out some information, share ideas and many more through speak with the Other people.



CHAPTER II

REVIEW of RELATED LITERATURE

A number of researchers have already reported on their research about speaking.

Some of those following findings are :

A. Some Previous Research

1. Findings about Creativities

Nayunta (2015:3) in his research, he stated that teacher's creativities in teaching the materials are extremely has a big influence in students comprehension in study, the more creative teacher in present the material the students will be easy to understand the English lesson. Wulandari (2010:60) she concluded in her research that the teacher's creativities has the huge influence to stimulate the students' achievement in their lesson. This research has the connectivity with this research.

Moreover, Ahbab (2011:51) concluded in his research teaching and learning process in speaking skill that the teaching aids such as pictures, audio, and concrete physical objects are used to help the students understand the lesson more clearly.

2. Findings about Speaking

Sudiana (2010:14) in her experimental research, she focused on implementation of role play teaching method on the speaking ability. In the end of her research, she found that the implementation of role play

teaching can improve students' speaking ability. Furthermore, Nirwana (2005:48) in her experimental research concluded that the use of given questions of selected stories as one of the learning techniques could develop the students' speaking performance in the classroom.

In Irianti (2011: 15) she concluded in her research that the using teacher's innovative to request the students to use a role play technique can be used in speaking class. The result of her research is the role play has the huge role especially for speaking skill. That is the role play can facilitate the students to be able to speak English during the class.

As the conclusion, a various of researchers' findings above showed that, the teacher's aspect in this case teacher's creativities, have a big role to help students' comprehension in study English. This previous research has the similarity with this research. The equation is equally the influence of teacher's creativities. In addition, teacher's creativities can make students understand and want to speak English during the class. Including use the media, role play and specific technique in learning process. Those ways proved that it can help the students easier to speak. English in the classroom. Although, in this research the researcher does not make any limitation in learning, such only use the media, role play or specific technique in teaching. As the effort to stimulate student's speaking ability

But more than that, in this research, the teacher has the freedom to do and to use anything based on her/his creativities. In relation to this

research, the researcher will examine the teacher's creativities to stimulate students' speaking ability.

B. Some Pertinent Ideas

1. Nature of Speaking

Speaking is a productive skill. As such, its development is undertaken in term of activity after the receptive skill of listening and reading comprehension. In addition, speaking and writing are always behind of the receptive skill. However, speaking and listening in terms of medium relate to the language expressed the visual medium.

Speaking in terms of usage oral communication in expressing ideas to the other people as partner of conversation. It means, the speaker has a big probability to express his ideas through the language.

In the speaking class, the students are expected to contribute ideas, information, opinion and feeling to the others. The more practice to talk facilitate the students to be brave in speaking.

a. The definition of speaking

Donough and Shaw stated that "There are some reasons for speaking involved ideas and opinions: expressing a wish or desire to do something; negotiating and solving a particular problem; or establishing and maintaining social relationship and friendships. Therefore, as a language skill, speaking becomes an important component toaster by the students as the main tool of verbal

communication because it is the way to express ideas and opinions directly what we have in our mind.

Ahbab (2011:17) stated that, speaking is the process of building and sharing meaning through the use of verbal and non-verbal symbols. Speaking is a crucial part of second language learning and teaching. Speaking is one of the most difficult aspects for students to master. This is hardly surprising when one considers everything that is involved when speaking: ideas, what to say, language, how to use grammar and vocabulary, pronunciation as well as listening to and reacting to the person you are communicating with.

In the end of his research, he found that by using teacher's creativity in speaking area, it will stimulate the students' speaking ability and teacher will make the students become active in speak English and has the ability in speaking.

2. Findings about Creativities

a. Definition of Creativities

Konder (2012:2) stated that creativity of a teacher can be seen in his performance during the teaching learning process and in his daily activities. Creative teachers are able to perform his teaching learning process effectively by combining various contextual instructional materials, instructional strategies, instructional media and real-life experiences.

Richard and Moore in Konder (2012:2) argue that the ability of a teacher to prepare such teaching models has a positive effect on learner motivation because real needs and interest of learners are fulfilled and the learners themselves are engaged in the teaching learning process. This implies that teacher creativities are directly related to the way they serve learners as the results of learners' needs analysis.

Furthermore, Starko (2005:09) stated that it is easy to consider the essential role of creativity in bringing joy and meaning to the human condition—without creativity we have no art, no literature, no science, no innovation, no problem solving, no progress.

It is perhaps less obvious that creativity has an equally essential role in schools. The processes of creativity parallel those of learning. Recent calls for authentic activities, teaching for understanding, and real-world problem solving all require engaging students with content in flexible and innovative ways. Students who uses content in creative ways learn the content well They also learn strategies for identifying problems, making decisions, and finding.

Sternberg in Muzaki, (2010) stated that, creativity is a process which requires the balance and the application of these three essential aspects of intelligence analytical, creative and practical, some aspects of which when used will give birth combinative and balanced intelligence success.

Furthermore, from those statement above, the researcher can find that to become a creative thinker, it does not mean that the thinker become more clumsy. But in contrast, the thinker (the teacher) can think anything that possible to do and possible to create. So that, the creativity will be create perfectly. In conclusion, several researchers' finding above describe that using teacher's creativity can help students to speak English effectively. The following pertinent ideas will guide the research to be undertaken

b. Role of Creativities in Education

Many experts express their opinions about the concept of creativity. Including the benefits and the impact for people in their life. Parnes in Muzaki, (2010:10) reveals that creative ability can be raised through the issues that kinds of creativities behavior as follows:

1) Fluency (Smooth)

The ability to express ideas that is have the similarity as the problem solving.

2) Flexibility

The ability to produce a wide range of sorts of ideas to solve a problem beyond the usual categories.

3) Originality (Authenticity)

Which is the ability to provide a unique response extraordinary.

4) Elaboration (the detail)

The ability to express the detailed briefing ideas to create the ideas into reality.

5) Sensitivity

The sensitivity to capture and generate the problems as response of the situation.

c. Habits of Creative People

1) Be open

One major custom creative person is the attitude open to all kinds of ideas, ideas and thoughts, ranging from the straight to the relatively controversial. This contrasts the tendency of most people who just accept things. Preferably, desirable, and not in conflict with himself. Habit is what condition the mind of creative people always open, sensitive, and ready to accept new things. It makes easy to adapt and respond positively (positive thinking) various forms of change around him. This excess of creative people produced various changes, new technological discoveries, or spectacular works that emerged from the creative process.

2) Dare to try

Nothing can surpass the courage of creative people in experimenting with new things, even things that are foreign or things which looks absurd. In line with its attitude of open and desire to know a great, creative people are always trying a lot of things the new

one. By trying, creative people find a lot of new things, solving a puzzle or mystery that made him curious, and certainly. A desire to satisfy curiosity so great. Experience try is something that is very valuable for creative people. The next habit is no less important that loves a challenge.

3) Love a challenge

Creative people are the masters in create enthusiasm and motivation from within and from outside he can create personal challenges, and the challenges will be part of self-actualization of creative people. Welcoming the challenge, meaning opportunity to confirm his identity. While avoiding or skipping challenge, always means expressing foundation of self-confidence and the existence and responded strong challenge from the outside. Challenge always harass, interfere with the creative. At the same time, challenges a source of tremendous energy that raced away for the brave face, even beat the challenge

4) Processing

Creative people will not be willing to let things go or in such circumstances. Such as ordinary, and satisfy the people conservative. They tend to be independent in their activities and always enter the spirit "personality" in the process. They also constantly challenged to cultivate internal and external aspects in order achieving results

according to estimates and imagination better, worth, unique, and the more discerning traveler.

5) Imaginative

Imagination is a terrible divine gift that just awarded, God Almighty to his favorite creatures, the human race. Imagination is a breath of creativity, no imagination there is no creativity. With imagination of creative people capable of creating a world that is not limited by the dimensions of time (past, present, and future).

According to Oxford, imagination is ability to form pictures or ideas in the mind, especially of interesting things. This term is technically used in psychology as the process of rebuilding the perception of an object is first given the perception of understanding. Since the use of this term is contrary to that belongs to ordinary language, some psychologists over this process mention that as "describe" or "picture" or as a reproduction as opposed to the imagination "productive" or "constructive". With the power of imagination that will assist students in learning.

6) Love Variation

Creative people are accustomed to think of alternatives, presenting options and variations. Furthermore, several things seem so boring quickly. But their boredom is not simple boredom, boredom the solution depends on the resources of fulfillment outside himself. Boredom creative people is boredom challenging and moving him to

discover new things, to empower sources, potential, and its own merits. Teacher who are creative will perform variations thing to decrease the boredom of the students during the class.



CHAPTER III RESEARCH METHODOLOGY

G. Research Method

The research method in this research used the survey method. Dalen in Arikunto (2013:156) , stated that survey is a part of descriptive that aim to find out the position (status), phenomenon (symptoms) and establish the status similarities by comparing with the standard that has been determined before. Moreover, this research used the survey descriptive method that describe purely the result obtained from the object of research. The collecting data of this method can be done by interview, questionnaire, observation and document data.

Furthermore, Dalen in Arikuto (2013:153) stated that the kinds of the survey consists of five as follows:

1. School survey
2. Job analysis
3. Document analysis
4. Public opinion survey
5. Community survey

For more details, this survey research was school survey. Arikunto (2013:153) stated that school survey aims to increase the efficiency and effectivities of the education. The problem of this school survey is related to the learning situation, learning and teaching situation, the learning and teaching process, the educational characteristic, the students' condition and several things that support the learning process.

In this research, the researcher described totality the kinds of teacher's creativities that stimulated students' speaking ability by using survey method. Furthermore, through this method, the researcher explored this research in depth, because the object is engaged in research in the field of teacher's creativities.

H. Research Subject

In this research, the researcher selected one teacher and the second level of junior high school students in LKP Macca Maros. To be much details, this study focused on describing the teacher's creativities in teaching speaking class that simulate the students to speak during the class. The main subject in this research is the creative teacher because it is very match for this research.

1. Research Instrument

The researcher utilized two kinds of instrument below :

1. Interview

Arikunto (2015:194) stated that, interviews are often referred to as the interview or oral questionnaire is a dialogue conducted by the interviewer to obtain information from interviewees. Interviews are used by researchers to examine the state of a person, for example to find data on background variables pupils, parents, education, attention, attitude towards something.

In this research, the researcher used the structure interview. The interview sessions conducted in a structured format, and consists of six questions and recorded by the audio-taped for the transcription. A series of six interview questions have prepared to detect some data about what kinds of creativities the teacher used in stimulating the students to become active in speaking during the

class. More than that, the researcher will interview one teacher and all the students in one speaking class in LKP. Macca Maros. Through this interview, the researcher using this instrument to facilitate the researcher to do the next instrument for this research.

2. Observation

Nasution in Sugioyono (2015:310) stated that observation is the basic of all science. The scientist simply can work based on the data, that is the fact of the real world in which get from the observation. In this research, the researcher will be used the nonparticipant observation. In nonparticipant observation, the researcher is not meddle directly in the observation field and simply as an independent observer.

The guideline of observation is consisted of a list of the teacher's and students' main activities during the class. On the other hand, this observations was conducted by researcher using observation instruments. This observation instrument consists of a sheet of observation. Beside that, the researcher used a handy camera and some notes to record the teaching and learning process. As a result, it could identified what kinds of teacher's creativities use in stimulating the students to speak in the class and the extents of the teacher's creativities in stimulating the students to become active in speaking class.

2. *Data Collection Procedure*

There were two steps of data collection used in this research. The first step is interview, it was the first techniques which did outside of the class to get sharping data of the case. The researcher decided to get data from the interviewee

outside the class, to make them relax and have their privacy in answering the researcher's questions. The second and the last step in collecting data procedure is observation. The researcher observed the teacher and the students in the classroom in teaching and learning process. For this reason, the researcher will find out the natural and equivocal data from this observation step. Subsequently, the researcher will use a handy camera for recording and observation sheet to facilitate the researcher in this data collection procedure.

3. Data Analysis Technique

The technique of analysis data uses in this research as follow:

1. Data reduction

The activity of data collection is the the process of sorting and selecting the relevant data or not relevant data to the research conducted. Thus, the researcher simply will find out the required data that refers to the this research. On the other hand, data reduction is process of simplification and transformation data from the written form data through editing, segmenting, and summarizing data.

2. Data display

The next techniques is data display. Data displays organizes, compress and assemble information. Because, qualitative data are typically The forms of qualitative data display include types of matrices, graphs, charts, or networks. The function of these types of data display is to perform accessible, compact, and organize information of the data. The researcher will classify the data of the students' writing and display them in informative tables. The orderly information gives impossibility in order to make conclusion and take action.

3. Data Verification/conclusion

The meanings that is tested the validity, strength, and exactly in the really as a data validity.



CHAPTER IV FINDINGS AND DISCUSSION

A. Findings

This chapter deals with finding and discussion. The result of the data analysis is presented in the findings part and further explanation is presented in discussion part. Findings of this research were the answer to the research problem that the researcher assign earlier, were there was two items formulation of the research problem. To have clear descriptions on the finding of the kinds of teacher's creativities, the following are the extracts of them taken from the results of the oral transcription transcription. All the data from this study were described according to the focus of the research questions. That is what kinds of teacher's creativities in stimulatig the students' speaking ability.

There are four big line of the kind's of teacher's creativities that can stimulate the students' speaking ability.

1. Techniques

a. Repeat the difficult words

The first technique from the teacher used in stimulating the students' speaking ability during the class is repaet the difficult words. This teachique was utilized to provoke the students to become active to speak in the classroom. The example of the difficult words are appropriate, subsequently, implementated, comfortble and enthusiasm. The teacher asked all the students one by one about what the difficult words that the students found from the the conversation of native speaker. The teacher pronounce those difficult words and after that the

students repeat after the teacher. The word “appropriate” is repeated seven times. Furthermore the “subsequently” is repeated six times. The word “implemented” is repeated five times. The “comfortable” is repeated five times and the last word “enthusiasm” is repeated five times either.



Figure 1 : Teacher showed to the students how to pronounce those difficult words well.

Figure 1 showed that the teacher asked the students to repeat the difficult words. The teacher showed to the students how to pronounce those difficult words well. It was the technique that the teacher used during the class. Based on the researcher question about the creativities that the teacher used during the learnig process to stimulate the students speaking ability. The teacher answered the researcher’s question: “The techniques? They are, for the first, I always ask my students to repeat the difficult words until they can pronounce them well”. (Interview of the teacher in LKP. Macca Maros, February 3rd, 2017)

Moreover, the students asked by the researcher about the reasons why they like to be taught by this creative teacher. Below the first students' answer that showed about the teacher:

I like ma'am NW because the ma'am NW pronunciation is very nice and easy to understand. Ma'am NW also teach us how pronounce the words in a good way. (Interview of the 1st students in LKP. Macca Maros, February, 2nd 2017)

Furthermore the activities of those pictures can be validated either through the observation that conducted on February, 2nd 2017 LKP. Macca, Maros. This observation showed the teacher and the students core activities during the learning and teaching process.

1) Teacher Core Activities

The first, the teacher played the video only three times by sig laptop and speaker in the classroom. After that, teacher asked the students one by one to share their work (answer) after listening the conversation from native speakers. Next, teacher tell he students what the conversation totally about one by one. Teacher did not point the students who have to speak first, but the teacher ask he students that who wants to be the first one to share to the other teacher about heir answers. Teacher give the all students appreciation because they did their assignment well. The teacher did not forget to ask the students what are the most difficult words to pronounce. At the end the teacher showed to the students how to prnounce the difficult words well.

2). Students Core Activities

The first, the students keep the class silent, and listen carefully to e sound of video, they have three times chance to listen the sound of video. Next, the

students write and answer the teacher's order on the paper. Then students share tell the teacher and share their answer to the other students. The students tell the teacher about the most difficult words to pronounce. After that, students follow the teacher pronounce and instruction to pronounce the difficult words by using the teacher's "mouth technique".

b. Asking the Students about their Personal Problem or Activities

The second technique that the teacher used to stimulate the students to become active to speak during the class is ask the students about their personal problem or activities.



Figure 2 : The teacher asked the students about their personal problem or activities

The picture above showed that the teacher asked the students about their personal problem, and their activities in daily life. That was the one of some

techniques that the teacher used in the classroom. According to the interviewed by the researcher with the the teacher, teacher said that:

Second, I always ask them about their personal problem, activities or something they know well. Consequently, they can express their ideas and opinion because that their own problem. So, it makes them not under pressure to speak during the class.

For instance the teacher asked the students about what did you do before come to the LKP. Macca Maros. The teacher gave the NK student question “Why did you look so sad today?”. The second students said that: “Hmm...No Ma’am. I’m just tired, but honestly ma’am I feel a little bit sad because of my smartphone was broke, not all but the monitor of my phone got tissue” (Observation of the 2nd in LKP. Macca Maros on February, 6th 2017)

The teacher replaid the third student with smile and said: “Oh got it’s okay just say to your mom or dad and buy a new one hahaha”. After that, the teacher asked the HK students “What did you do before come in LKP. Macca Maros”. The HK students answered that “Oh yeahma’am I have eaten, a big pizza before I come in here and meet you all. So, I really happy and I won’t stop smile because it was such a guilty pleasure for me. Eventhough I’ll get become fat wkwkwk”. (Observation of third student in LKP. Macca Maros on 6th February 2017). The teacher’s replied the fourth students with wide smile to that students and said: “Oh please share me your pizza next time”. (Observation of 4th student in LKP. Maccca Maros on February 6th 2017).

The teacher asked the first students “Why did you so calm today? Hey c’mon it’s not you Bro. Is there any problem? Just share with us cmon hahaha”.

The first students answered the teacher's questions after a few minute. The student said that: "No ma'am it was just a comon problem. But, maybe I do too much to face them all. But don't worry ma'am you still look beautiful, elegant, like usual. The teacher answered "Oh yeah, I still want to everything , but you call me beautiful plus elelegant like usual. So...it's okay if you do not want say to us. Just keep it for you. I do hope you will find out your problem" (Observation of the 1st in LKP.Macca Maros on February 6th February 2017).

The interviewed by the researcher with the all students, the researcher gave the students question about the material that students' like in their level and teach by the teacher. Furthermore, the students with the second and the fifth stdudents have the answer showed that the teacher's technique in this case the teacher ask the students about their personalities. The first student said that: "I like conversation. Because I like to speak and tell my teacher about my experiences, my day and say anything to them. So that, I can practice my speaking skill effectively". The second students stated that: "I like discussion class. Because we can practice our ability in speaking, we can tell anyone about our assumption based on the topic discussion. I'm not a talkative girl, but through the discussion session, I can speak longer than if I learn listening, tenses and many more" (Interview with the students on February 2nd 2017 in LKP. Macca Maros).

Besides, the other interview to all students the researcher gave the question how often the students speak English as long as learn in LKP. Macca Maros and taught by the teacher. The sixth student said that: "Often, but not everyday. But almost every meeting we have speak English, as English day. It

made me confidence to speak and made practice it everyday”. There were two students have the answer that can proved those picture. The fourth students either said “I always sih... especially if the teacher ask me any interesting questions and delivered many cute materials”. The last answered from the second students, she said “I do often use my English or speak English as long as I learn in LKP. Macca Maros. Almost in every minute in every meeting. Because I like the teacher and she always ask me about the interesting thing, so I like to answer her by using English” (Interview with the students in LKP. Macca Maros, on February 2nd 2017)

Based on the observation, on February 6th 2017. The researcher found that the teacher asked the students about their personal problem or activities in the first activity in the classroom. The teacher start the class with relax atmosphere and condition with simple and interesting questions. Furthermore, the students answered the teacher’s questions with happy face. This below the observation that the researcher have conducted through observed the teacher’s and students’ core activities.

1). Teacher’s Activities

First, teacher asked all the students about their day and feeling. After that, teacher asked the student one by one about their feeling and day at the day. In this step the teacher start to use the tricks to stimulate students to speak English during the class. Then, in conversation between teacher with one student one by one, the

teacher fully using English in their conversation and the teacher asked the students deeply about their day or problem that day.

2). The Students' Activities

The first, students make a little conversation with the teacher and answered teacher's question about their. The activities or problem that they face that day one by one. Next, the students answered the teacher's questions freely, subsequently the students can say anything about their activities without a fear and relax and laughing with the other students and teacher.

a. Ask them to memorize or learn hard song

The third technique that the teacher used in stimulate the students' speaking ability is asked the students to memorize the hard song. For instance, Fireflies song, Fight Song and Flashlight song. The media that the teacher used to support the material that were laptop, speaker and paper of blank lyrics. (Observation February 15th 2017 in LKP. Macca Maros).



Figure 3: The students listening to the difficult song

The figure 3 showed that the students listening to the music. After that, the NW teacher give the students direction to memorize the song. It was the technique that the NW teacher used in during the class to stimulate students' speaking ability. Based on the interviewed by the researcher with the teacher on 2nd February 2017. The teacher said that:

Third, in teaching pronunciation, I ask my students to memorize or learn by hard the song. So, they can pronounce the word based on the singer pronunciation (native) and they can pronounce it by relaxed. Because they are singing.

Below the teacher and the students activities during the learning and teaching process during the class.

1). Teacher's Core Activities

The first, teacher gave the students instruction related to the material that day, he material that was Listening to the music. After that, teacher spread the "Fill in the blank song" paper to all the students and play the material by using laptop and speaker in front of the students. Then, teacher give and played the song. Next, the teacher asked the students to listen the carefully. And then, the teacher give the students direction that the students need to prepare their paper to write down anything, including any words or sentences that they heard. After that, the teacher played the song only three times. Then, teacher asked the students to sing a song together. Next, teacher asked the students to wrote their answers one by one on the whiteboard

And then, teacher checked the all answers of the students. The last, them to sing a song together again until the students can memorize the song.

2). Students' Core Activities

Firstly, The students prepared their paper to write their answered related to the teacher's order by listening the to the music. After that, the students keep the class silent, and listen carefully to the sound of video, they have three times chance to listen the sound of video. Next, the students fill the blank lyrics on the "Fill in the blanks" paper. Then students sing the song toether. Next, wrote their answers one by one on whiteboard. Moreover, students sang the song together wih all the students in the classroom. The last, the students tell the teacher about the most difficult words to pronounce. (Observation in LKP. Macca on February 15th 2017)

b. Used The Outdoor Learning

The fourth technique utilized by the teacher s outdoor learnig. The teacher used this teachniqe to provoke the students to speak and become active during the class. The outdoor location that the teacherr chosed for the speaking class was in the chilly for example under the tree.



Figure 4: The teacher used the outdoor learning

The figure above showed that the teacher used the outdoor learning with the students. That was the technique that the teacher used stimulate the students' speaking ability. Those facts are validated from the researcher questions about the creativities that the teacher used during the learning process to simulate the students to speak in the classroom. The teacher said that “ Fourth, I used outdoor learning, they mention about the activities in outside that they see at the time and after that, they have to explain.” (Interview wit the teacher in SMPN. 4 Bantimurung on February 2nd 2017)

There were various activities that happened from the outdoor learning. For this reason the researcher attached the teacher and the students core activities during the class. Below the teacher and the students activities during the learnig and teaching process:

1). Teacher's Core Activities

First, teacher gave the students directions to make a little circle. Second, the teacher asked the students to listen the carefully . Third, the teacher give the students direction that the students need to prepare their paper to write down any kind of activities arround them with their own words. After that, teacher asked the students to look around them and looking for the activities. Then, teacher gave he students 25 minutes to write and to explain the activities that they saw. Next, teacher asked the students one by one to tell the teacher and the other students about what they have writen on their book without look their book

2). Students' Core Activities

The first, the students listen to the teacher's instruction about looking for their around and wrote any kinds of activities that they saw. The second, the students prepared their paper to write their answered related to the teacher's order. The third, the students used their time for 25 minutes to do the assignment. Next, the students tell the teacher and the other students about what they have written on their book. The last, the students got the applause from the teacher. (Observation in LKP. Macca Maros 17th February 2017)

c. **Bring them to the cinema**

One of the teacher's creativities that teacher used to stimulate the students' speaking ability was bring the students to the cinema to wcth the western movie such as Spiderman, Finding Dory and Home. The researcher gave the teacher teacher question about creativities that the teacher used during the learning process to simulate the students to speak in the classroom. The teacher said that: "Fifth, I bring them to the cinema to learn and listen about the good pronunciation according to the movie that they have watched. As we know that, a good speaker is a good listener". (Interview with the teacher 2nd February 2017 in LKP.Macca Maros)

Furthermore, the researher found that the students have the interest to this technique. The researcher conducted the interview with the all students and the students said that: "I like the movie session. Especially when the teacher bring us to the cinema in Makassar. I can learn many words and accent if I watching movie

and I think it is very useful and deeply help me to speak well in my daily life”.

(Interview with he students in LKP. Macca Maros on February 2nd 2017)

d. Using game during the class

The teacher, only used one game in her speaking class. Besides, this game is the effective game that the NW teacher often use for her students. Even though, this game is the old game that we usually find out, but the students still like this game because of the name of this game make created by the teacher. Normally TTS that the people usually find is Teka Teki Silang, but the game in LKP. Macca version is TTM (Teka Teki Macca). Subsequently, it was more special and specific for the students. Based on the researcher interview with the teacher, she said that “Using TTM (Teka-teki Macca) the students like this games, but I use this game rarely”.

The teacher answer, showed that the teacher usually used a game during the class. For this reason, the students like to did the game, esepcially TTM (Teka Teki Macca) game. As the result, the NW teacher used the game to make the students happy during the class particukarly for speaking class that the NW teacher taught in LKP. Macca Maros.

The researcher conducted the observation on February 16th 2017 and the researcher find that the NW teacher implementated the game during the class. As the result, the student became active in speaking class immediately. Below the resul of the observation.

1). Teacher's Core Activities

The first, Teacher divided the students into the two groups, the group consist of four students. The second, the teacher draw the TTM on the whiteboard. The third, the teacher told the students the rules of the game (who wants answer the TTM have to raise their hand and keep quite). After that, the teacher asked the all groups to pay attention to the teacher's clues. Next, the teacher said the clue of the questions with aloud voice . Then, teacher chose one students to answer the questions by saw who is the fastest raised their hand. After that, If the students has the incorrect answer the teacher give the other students opportunities. He last activiyy, , which group that earn the highest score that they became the winner.

2). Students' Cire Activities

The first, students devided themselves in to two group. Second, one group consist of four students. The third, students listen carefully on the teacher's instructions and rules accroding o the game that day. The fourth, students who has the answer, they have to raise their hand quickly and which group had the correct answer they had the correct answer they got one hundred score. Aftert that, the students that raise hand, she/he should mention the answer with loud voice in front of the teacher and all the student. After time was up the students prepare to leave the classroom and answered the teacher's salam.

2. Teaching method

a. Communicative Language teaching

The teacher used the communicative language teaching in the first meeting of the observaton that cnducted by the researcher. The observation on on

3rd February 2017. showed that the using of communicative language teaching could provoke and stimulate the students to become active and speak during the class. The teacher used the Communicative learning teaching. The teacher asked the students about their personalities, but the teacher recognise the limitation and the boundaries. Subsequently the teacher asked the students with free and the students answered the question with honesty. (Observation February 3rd 2017 in LKP. Macca Maros). Furthermore the researcher found various activities during the class.

1). Teacher's Core Activities

First, teacher delivered the material that about “your assumption about the hot issue nowadays that happened in Indonesia” on the piece of paper. Second, the teacher gave the the material on the paper to all the students. Third, the teacher gave the students 10 minutes to think about the picture on the paper. Fourth, teacher asked the students one by one to say to her opinion or assumption that related to the material in front of the class. After that, teacher tried to listen and understand what the students' assumption and opinion related to the material. The last, that the teacher between the researcher do the discuss until time is over.

2). The Students' Core Activities

The first, students received the paper that contain the material that day. After that, students prepared their answer (assumption) for 10 minutes. Then, students came over in front of the teacher and the student and delivered and tell to all the people in the class about their opinion one by one. The next activity, students tell the teacher one by one. After the students do the discuss and share

their opinion and ideas, the students leave the time was upclassroom after say salam and leave the classroom. (Observation February 3rd 2017 in LKP. Macca Maros).



Figure 7 : The students showed their assignment

The picture above showed that the condition and the real condition of the implementation of the communicative learning teaching. The students had the eagerness to speak and share their ideas according to the material that the teacher gave to them. (Observation February 3rd 2017 in LKP. Macca Maros).

c. Students Center Learning

Students center learning method that the teacher used in the second meeting of the observation class. The media that the utilized by teacher in the second meeting were laptop, speaker, and whiteboard. Subsequently, the terial that

day was listening to the native speaker conversation. Furthermore the students have to paid attention and focus on the native conversation to complete their assignment that day. (Observation February 5th 2017 in LKP. Macca). Below the activities of the teacher and the students in the teaching and learning process.

1). Teacher's Core Activities

First, teacher give the students instruction related to the material that day, he material that was Listening long conversation. The second, teacher play the material by using laptop and speaker in front of the students. Third, each give and delivered thematerial about daily conversation that used by native speakers. The fourth, teacher asked the students to write any words and any sentence that they heard from this video. After that, teacher give the students direction that the students need to prepare their paper to write down anything, including any words or sentences that they heard. Then, the teacher play the video only three times. Next, teacher asked the students one by one to share their work (answer) after listening the conversation from native speakers. The last, teacher tell the students what the conversation totally about one by one. Teacher did not point the students who have to speak first, but the teacher ask he students that who wants to be the first one to share to the other teacher about their answers. (Observation February 5th 2017 in LKP. Macca).

2). The Students' Core Activities

The students enter the class and say salam to heir teacher.The students take their own seat in the classroom. Then students answered the teacher questions about their feeling and condition that day, directly with happy face.

After that, students listen to the teacher's instruction about their listening material that day, and the material that day was Listening to long conversation. And then, students prepared their paper to write their answered related to the teacher's order by listening the long conversation through the speaker. Furtherore, the students keep the class silent, and listen carefully to e sound of video, they have three times chance to listen the sound of video. Next, the students write and answer the teacher's order on the paper. The last, the students share tell the teacher and share their answer to the other students. (Observation February 5th 2017 in LKP. Macca).



Figure 8 : The student listening the long conversation

The pictured described the real situation of the teaching and learning process. The teacher used the students centre learning with the listening the long

conversation material in the classroom. Moreover, the teacher used the computer class to begin the class. (Observation February 5th 2017 in LKP. Macca).

d. Strategies

1). Using fine to all the students who did not speak English during the class

The strategy that the teacher used to stimulate the students' to speak during the class was using fine to all the students who did not speak English at the day in the classroom as long as the learning process. The strategies that the teacher implemented could be found by the researcher through the interview with all the students in the classroom. There was a student with initial ND, the student stated that "It is often but not always because when the other teacher teaches us we can break the rule from ma'am NW. For example we can mix with Bahasa but the rule of ma'am but the ma'am NW's rules, we have to pay one thousand rupiah for one mistake words. And I ever did, but just once. So, this is my opinion about ma'am NW". (Interview February 2nd 2017 in LKP. Macca).

e. Approach

1. The Natural Approach

The NW teacher took the natural approach to make fun and comfortable class. This statement has the relevance with the NW teacher statement on the interview that the researcher conducted on 2nd February 2017. The statement was:

The students are ashamed to have mistakes in speaking. As the result, they become extremely afraid to speak and they lack of vocabularies. Besides, they did not want to express their ideas or feelings through the words or sentences and show their ability in speaking because they are ashamed to get mistakes in speaking. Moreover, I got a little bit difficulties to teach

them how to pronounce the word well, it is difficult to use in speaking practice. Their dialect also, it is difficult to change their dialogue to be real of native speaker. But, even this patient students come to my class, it doesn't matter as well. Because I'm pretty sure that when I face him or her with my hmm maybe you can say it fun and comfy (comfortable) class. Insya Allah they will speak up in my class.

Furthermore, the following statement came with the interview with all the students in the classroom. The researcher asked their reason why they like to be taught by the teacher. The sixth student said that: "I like teach my ma'am NW because she is friendly, patient and funny. But sometimes I did not like it. Because she usually speak smoothly." The seventh student answered that: "Because she is so funny and friendly I never feel bored if this ma'am teach me I my class. She always made us laughing, smiling and she can cheer me up in my day at the time."

Besides the eighth students stated that: "I like ma'am NW because she is funny and easy to understand when she was explain the material." The other answer came from the fifth student, he said that: "I like to teach by ma'am NW because of ma'am NW is very nice person, deeply has the interest humor and I like how she talk and speak up during the class. Beside that, ma'am always makes me laughing with all my classmate actually and she really smart in English of course." The fourth student answered the reason why the students like to be taught by this teacher. The student said that: "Honestly I like to teach by ma'am NW because she was very kind and funny teacher. I rarely feel nervous and bored if ma'am NW teach me English, and when she taught us I never feel bored and under pressure. Even, she asked me to speak a lot of sentences."

The last answer from the second student. She said that: “I like her. Because she is funny, really funny. I always feel enjoy when ma’am NW teach us how to speak well, how to pronounce the word well any many others. Hmm, I like ma’am NW.” Those all the students’ answer about the NW teacher showed that the NW teacher did what the NW teacher had said in the interview before. The students could be stimulate the students to became active spoke during the class. For this reason, because by the teacher’s teacher approachment with all the second grade students in LKP. Macca Maros.



CHAPTER V

CONCLUSION AND SUGGESTION

A. Conclusion

1. The kinds of teacher's creativities from this research, the researcher found that the teaching techniques, teaching strategies, approach and method were the kinds of creativities that the teacher used effectively in teaching in the classroom. Such as repeat the difficult words, using meme, bring the native speaker from Canada in the classroom, outbond learning, asking the stidents' persoal problem, asked the stdents memorize hard song, and using new version game. For this reason,the teacher used them in good way to stimulate the students to speak and became active during the class. Moreover, this teacher created something new and made the existed things became more interesting than before. Besides, the teacher combine the using teaching techniques, strategies, approach and method with the teacher's personality. Theteacher delvered the material often with interesting and enjoyable way. As the result, the students became enthusias to speak in share their ideas in the speaking class (we can see from interview and observation that the researcher did in chapter four).

2. The teacher's creativities factors were extremely effective stimulating the studes to become active and have the eagerness to speak during the class with no fear and ashame. For this reason, the used of teachniques, strategies, methods and approach in a good and right way by the creative teacher it could stimulate the students to speak and stimulate the students' speaking abilty. The students extremely enjoy and became active to speak in the classroom because of the

teacher's creativities in delivered the material in every meeting. The teacher's creativities excessively effecive to stimulte the students' speaking ability.

B. Suggestion

Based on the research results and discussion, the researchers gave some suggestions as follows:

1 . For Teacher

The teachers should have more creativities in teaching, particulaly teaching speaking class. Besides, the teacher should to became an interesting teacher. For instance, eventhough the creative teacher did not use various media in teaching, but if the teacher has the creativities in delivered the lesson, teacniques, approach and strategies that the teacher use them effectively it can stimulate the students to speak and become active during the class .

Bibliography

- Adhair, Jhon. *The Art of Creative Thinking: How to Be Innovative and Develop Great Ideas*. Kogan Page: Philadelphia, 2007.
- Ahbab, Muhammad. 'Teaching And Learning Process Of Speaking Skill', Thesis: Walisongo States Institute For Islamic Studies, 2011.
- Arikunto, Suharsimi, *Prosedur penelitian Suatu Pendekatan Praktek* Revised Edition XV Jakarta : PT Rineka Cipta, 2013
- Assa, Enar Ratriany. *Strategy of Learning: Hal-hal yang Boleh dan Tidak Boleh Dilakukan Oleh Guru Saat Mengajar*. Araska: Yogyakarta, 2015.
- Campbell, E. *The Ethical Teacher*. New York: Open University Press. 2003.
- Change, Sandra. *Teacher of The Year: Is The McClatchy Professor in Freedom of Information and Media in Law Professor*. AEJMC Teaching Committee: College of Journalism and Communications of United States, 2010.
- Manurung, Konder. 2012. "Creative Teacher And Effective Teaching Strategies That Motivate Learners to Learn". Indonesian Journal of Science Education, no.1(2012): p. 1-8. Vol. 2.
- Moro, Nikhil. *Effective Teaching Strategies*. North Texas: AEJMC Teaching Committee, 2010
- Muzaki, Fiqi Ibnu. 'Pengaruh kreativitas dan Motivasi Belajar Siswa Terhadap kemampuan siswa memecahkan masalah matematika di dalam model pembelajaran problem solving materi ajar perbandingan SMP Muhammadiyah 1 Kota tegal kelas VII tahun ajaran 2009/2010', Thesis: Universitas Negeri Semarang, 2010.
- Nayunta, Fajar Yohana. 'Hubungan antara kreativitas guru dan fasilitas pembelajaran dengan prestasi siswa kelas program keahlian administrasi perkantoran SMK Bhakti Kara I Magelang', Thesis: Universitas Negeri Yogyakarta, 2015.
- Nirwana. Using given questions of selected stories to develop the speaking students performance, Thesis: Universitas Negeri Makassar, 2005.
- Sugiyono. *Cara mudah menyusun: Skripsi, Tesis dan Disertas*. Yogyakarta: Alfabeta Bandung, 2013.
- Sugiyono. *Metode Penelitian Pendidikan*. Yogyakarta: Alfabeta Bandung, 2015.

Starko, Alan Jordan. *Creativity In The Classroom*. New York: Routledge Taylor and Francis Group, 2009.

Sudiana,Wayan. 'Pengaruh Implementasi Model Pembelajaran Bermain Peran Terhadap Kemampuan Berbicara Bahasa Inggris Ditinjau Dari Bakat Verbal Siswa Kelas X SMA 2 Bangli', 2010.

Sweeney, John. *Effective Teaching*. North California : AEJMC Teaching Committee, 2007

Wulandari, Sri. 'Teacher's creativity to increase students reading skill' Thesis: Universitas Swadaya Gunung Jati, 2005.



APPENDICES

CURRICULUM VITAE



Tria Nur Rahmah is the researcher of this thesis. This researcher's father is Bateng and the mother Hj. Jumriati Asaf. She was born in Ujung Pandang, May 14th 1994. The Elementary School of the researcher was in SDN. 11 Marampesu start from 2001 until 2007 in Maros regency. The Junior High School was in Bantimurung No. 1 Junior High School start from 2007-2010 in the same regency either. Moreover, the senior high school of this research was in No. 1 Maros Senior High School start from 2010-2013 in the Maros Regency. In 2013 the researcher study in Islamic University of Alauddin Makassar and finished the study in 2017 as the alumnus of Tarbiyah and Teaching Faculty with English Education major.

The researcher active as the voluteer either in some sosial communities in Makassar, South Sulawesi. The researcher was the volunteer of Kelas Inspiras Makassar, Penyala Makassar, The Kajengjenger and Aksi Indonesia Muda. Furthemore, all the communities totally fous on social and charity. The researcher favorite book is Man Shabara Zhafira from Ahmad Rifa'I Rif'an. Then, the researcher expresses the blessed of Allah subhana wata'ala. For this reason, the researcher could finish this research in title **“Study of teacher’s creativities to stimulate students’ speaking ability for the second level junior high school in LKP. Macca Maros.**