


**THE EFFECTIVENESS OF ROLE PLAY METHOD TOWARD
THE FIRST GRADE STUDENTS' MOTIVATION
IN ENGLISH CONVERSATION AT NO. 49
BOLA ASERAE- BELAWA**



A Thesis

*Submitted in Partial Fulfillment of the Requirement for the Degree of
Sarjana Pendidikan in English Education Department of
Tarbiyah and Teaching Science Faculty of
UIN Alauddin Makassar*

By:

SAMSIBAR

Reg. Number: 20400113057

**ENGLISH EDUCATION DEPARTMENT OF TARBIYAH AND
TEACHING FACULTY ALAUDDIN STATE ISLAMIC UNIVERSITY
MAKASSAR
2017**

PERNYATAAN KEASLIAN SKRIPSI

Mahasiswi yang bertanda tangan dibawah ini:

Nama : Samsibar

Nim : 20400113057

Tempat/Tgl.Lahir : Wattang, 12 Desember 1995

Jur/Prodi/Konsentrasi : Pendidikan Bahasa Inggris

Fakultas/Program : Tarbiyah dan Keguruan

Alamat : Jl. Minasa Upa Blok M9 No. 3

Judul : *"The Effectiveness of Role Play Method toward the First Grade Students' Motivation in English Conversation at MTs No. 49 Bola Aserae –Belawa"*

Menyatakan dengan sesungguhnya dan penuh kesadaran bahwa skripsi ini benar adalah hasil karya sendiri. Jika dikemudian hari terbukti bahwa skripsi ini merupakan duplikat, tiruan, plagiat, atau dibuat oleh orang lain, sebagian atau seluruhnya, maka skripsi dan gelar yang diperoleh karenanya batal demi hukum.

Makassar, 01 September 2017

Penyusun,



SAMSIBAR
20400113057

PERSETUJUAN PEMBIMBING

Pembimbing penulisan skripsi saudara Samsibar, nim : 20400113057, mahasiswi jurusan Pendidikan Bahasa Inggris pada Fakultas Tarbiyah dan Keguruan UIN Alauddin Makassar, setelah meneliti dan mengoreksi secara seksama skripsi berjudul, *"The Effectiveness of Role Play Method toward the Students' Motivation in English Conversation at the First Grade in MTs No. 49 Bola Aserae -Belawa"*, memandang bahwa skripsi tersebut telah memenuhi syarat-syarat ilmiah dan dapat disetujui untuk diajukan ke sidang munaqasyah.

Demikian persetujuan ini diberikan untuk diproses lebih lanjut.

Makassar, 01 September 2017

Pembimbing I



Dr. H. Wahyuddin Naro, M. Hum
NIP. 19671231 199303 1 030

Pembimbing II



Dra. St. Nurjannah Yunus Tekeng, M Ed., M A
NIP. 19681125 199703 2 001

UNIVERSITAS ISLAM NEGERI
ALAUDDIN
M A K A S S A R

PENGESAHAN SKRIPSI

Skripsi yang berjudul, "*The Effectiveness of Role Play Method toward the First Grade Students' Motivation in English Conversation at MTs No. 49 Bola Aserae -Belawa*", yang disusun oleh Samsibar NIM: 20400113057, mahasiswa Jurusan Pendidikan Bahasa Inggris pada Fakultas Tarbiyah dan Keguruan UIN Alauddin Makassar, telah diujikan dan dipertahankan dalam sidang munaqasyah yang diselenggarakan pada hari Kamis, Tanggal **12 Oktober 2017** bertepatan pada Tanggal **22 Muharram 1439 H**, dinyatakan telah dapat diterima sebagai salah satu syarat untuk memperoleh gelar Sarjana Pendidikan (S.Pd) pada Fakultas Tarbiyah dan Keguruan, Jurusan Pendidikan Bahasa Inggris dengan beberapa perbaikan.

Samata-Gowa, 12 Oktober 2017
22 Muharram 1498 H.

DEWAN PENGUJI (SK.Dekan No.1805 Tertanggal 12 Oktober 2017)

Ketua : Dr. Kamsinah, M.Pd.I.

Sekretaris : Sitti Nurpahmi, S.Pd., M.Pd.

Munaqisy I : Dr. Hj. Djuwairiah Ahmad, M.Pd., M. TESOL. (...)


Munaqisy II : Dr. H. Nur Asik, M. Hum.

Pembimbing I : Dr. H. Wahyuddin Naro, M. Hum.

Pembimbing II: Dra. St. Nurjannah Yunus Tekeng, M.Ed., M.A. (...)

Mengetahui :

Dekan Fakultas Tarbiyah dan Keguruan
UIN Alauddin Makassar


Dr. H. Muhammad Amri, Lc., M.Ag.
NIP: 19730120 200312 1 001

ACKNOWLEDGEMENT



Alhamdulillah Rabbil Alamin, the researcher would like to express her deepest gratitude to the Almighty Allah swt., the only provider, the most merciful who grants blessing, guidance, inspiration and good health all the time to conduct the writing of this thesis. Also Salawat and Salam are delivered to our great prophet Muhammad saw., who has brought us from the darkness to the lightness.

During the writing of the thesis, the researcher accepted much assistance from a number of people, for their valuable guidance, correction, suggestion, advice and golden support. Therefore, the researcher would like to express the greatest thanks and appreciation for those people, they are:

1. The researcher's beloved parents, **H. M. Nori** and **Hj. Mintang**, who always give her affection, sacrifice, prayer, and support her in finishing this thesis. Thanks to beloved sister, **Munira, Nur Bayah S,Pd, Nur Khalifah, S.Pd.I**, and also thanks to beloved brother, **Tamrin, H. Jumairi, H. Zainal Abidin, Rustan, Yasin, Basir, Bahar**, for their prayer and motivation to the researcher in finishing her thesis.
2. **Prof. Dr. H. Musafir Pababbari, M.Ag.**, as the rector of UIN Alauddin Makassar for his advice during my study at the university.

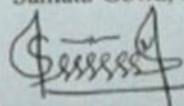
3. **Dr. H. Muhammad Amri, Lc, M.Ag.**, as a dean of Tarbiyah and Teaching Science Faculty of UIN Alauddin Makassar for cooperation and pray.
4. **Dr. Kamsinah, M.Pd.I.**, and **Sitti Nurpahmi, S.Pd., M.Pd.**, as the Head and Secretary of English Education Department of Tarbiyah and Teaching Science Faculty of UIN Alauddin Makassar for their valuable advice and cooperation.
5. **Dr. H. Wahyuddin Naro, M. Hum** and **Dra. St. Nurjannah Yunus Tekeng, M.Ed.,MA.** as the first and second consultants for their valuable advice and great suggestion during the writing of this thesis.
6. Thanks so much to all of the **lectures of English Education Department, all of the staffs in tarbiyah and teaching science faculty, UIN Alauddin Makassar** for their guidance, support and help during the researcher as the student in UIN Alauddin Makassar.
7. **KM. MAHYUDDIN, S. Pd.I** as the head master of MTs Bola Aserae-Belawa and the English teacher, **Nur Khalifah, S. Pd.I**, who has given me chance for doing research in MTs Bola Aserae-Belawa especially for Class VII.
8. The students of MTs Bola Aserae-Belawa, especially VIII as respondent of the research for their cooperation to the researcher.
9. Special thanks to **Husni Mubarak, S.Pd, Arman, S.Pd**, who has helped the researcher in finishing this thesis.

10. The researcher's old friends, **Fitriani S, S.Pd, Darti, S.Pd, Bella Aldama Syamsir**, thanks for their motivation and suggestion to the researcher, thanks for keep friendly, humor and nice people, how lucky I am have you are.
11. All of the researcher's best friend from **English Education Department 2013, especially for PBI 3,4**, thanks for their friendship and togetherness that always keep as the motivation and support for the researcher.
12. The researcher's friends in KKN Gowa (Rappolemba) **Devi Permatasari, Mardiah S, Mustabsyirah, Siti Nurkhadijah, Paramita Husain**. Thanks for their nice suggestion, motivation, time, friendship and togetherness.
13. All of the people who have taken a part in finishing this thesis which couldn't be mentioned by the researcher one by one.

Finally, by reciting *Alhamdulillah Robbil Alamin*, the researcher can finish her thesis successfully. Suggestions, corrections and advice very necessary to the researcher for the readers in the future. May Allah swt., blesses us all.

Aamiin

Samata-Gowa, 01 September 2017



Samsibar
20400113057

TABLE OF CONTENTS

TITLE PAGE	i
PERNYATAAN KEASLIAN SKRIPSI.....	ii
PERSETUJUAN PEMBIMBING	iii
PENGESAHAN SKRIPSI.....	iv
ACKNOWLEDGMENT	v
TABLE OF CONTENTS.....	viii
LIST OF TABLE.	x
LIST OF APPENDIX	xi
ABSTRACT	xii
CHAPTER I INTRODUCTION.....	1-6
A. Background.....	1
B. Problem Statement.....	4
C. Research Objective	4
D. Research Significant	4
E. Research Scope.....	5
F. Operational Definition of Terms.....	6
CHAPTER II REVIEW OF RELATED LITERATURE	7-17
A. Literature Review	7
1. Previous Related Research Findings	7
2. Some Pertinent Ideas	9
a. Motivation	9
1. Defenition of Motivation	9

2. Theory of Motivation.....	9
b. Role Play	11
B. Theoretical Framework	15
C. Hypothesis	17
CHAPTER III RESEARCH METHOD	18-29
A. Research Design	18
B. Research Variables	19
C. Population and Sample	19
D. Research Instrument	20
E. Procedure of Collecting Data	20
F. Technique of Data Analysis.....	22
CHAPTER IV FINDINGS AND DISCUSSIONS.....	30-33
A. Findings	30
B. Discussions	32
CHAPTER V CONCLUSIONS AND SUGGESTIONS.....	34
A. Conclusion	34
B. Suggestions.....	34
BIBLIOGRAPHY	35
APPENDICES	

LIST OF TABLES

Table the distribution of frequency and percentage score of the pre-test	26
Table the distribution of frequency and percentage score of the post-test.....	27
Table the mean score and standard deviation of the pre-test and post-test.....	27
Table the distribution the value of t-test and t-table	28



LIST OF APPENDICES

Appendix I	Students' Attendance List
Appendix II	The Row Score of The Students' Pre-Test and Post-Test
Appendix III	The Comparison of The Students' Pre-Test and Post-Test
Appendix IV	The mean score of The Students' Pre-Test and Post-Test
Appendix V	Standard deviation of The Students' Pre-Test and Post-Test
Appendix VI	The significance different and The distribution of T-Table
Appendix VII	Lesson plan of the material
Appendix IX	Research instrument
Appendix X	Documentation

ABSTRACT

Name : Samsibar
Reg. Number : 20400113057
Department : English Education
Faculty : Tarbiyah and Teaching
Title : *The Effectiveness of Role Play Method towards the First Grade Students' Motivation in English Conversation at MTs No. 49 Bola Aserae –Belawa*
Consultant I : Dr. H. Wahyuddin Naro, M. Hum
Consultant II : Dra. St. Nurjannah Yunus Tekeng, M. Ed, M. A

This study was generally attempted to find the effectiveness of role play method toward the students' motivation in English conversation for the first grade students at MTs As'adiyah No. 49 Bola Aserae – Belawa academic year 2016/2017. To know whether this technique effective or not, the researcher used pre-experimental study applied in VII class.

The method used in this study was quantitative research through pre-experimental method by using one shot case study pre-test and post-test design. Before the treatment, the reseracher did the pre-test in one class. Moreover, the researcher taught English conversation by role play technique in the experimental class. The last, the researcher conducted the post-test to know whether a role play technique was effective for teaching English conversation in experimental class.

As the quantitative method, the researcher analized the data by using the t-test (4.37) which was higher than t-table value (2.093). The result showed that there was significant difference on the students' speaking achievement taught by using role play. The students' mean score of the pre-test of the experiment class was 52.4. Then, in the post-test, the mean score of experiment class was 65. Therefore, hypothesis H_0 was rejected and H_1 was accepted. It could be said that role play method was effective in teaching English conversation toward the students' motivation for the first grade of junior high school students.

CHAPTER I

INTRODUCTION

A. *Background*

English became the most essential languages in the world. Almost people from many different countries around the world used it to communicate. The area of English had always become a special interest. This indicated that learning English language was not only learning vocabulary and grammar in knowledge, but also it tried to use or apply that knowledge into communication activities. This thing came from the importance of English in any scope of our lives.

Edge (1993:25) said: “British trade, followed by colonial and imperial expansion, English spread around the world. Since then, the military and economic dominance of the United States of America had confirmed English as the international language of present historical period. As a consequence, English served for many people as a bridge into the worlds of higher education, science, international trade, politics, tourism or any other venture which interested them. At the same time, English served for many times many more people as a barrier between themselves and those some fields of interest. Many people in their own countries were not be able to become doctors, for example if they cannot learn English well.”

In international relationship, English speaking ability was very important to be able to participate in the wider world of work. The speaking skill was measured in terms of the ability to carry out a conversation in the language. This

reality made teachers and parents thought that speaking ability must be mastered by their students and children.

Based on the previous reasons English teaching had focused on teaching the English language. The emphasis was not only on linguistic competence of the language learners but also on the development of their communicative ability. In order to develop learners' communicative ability, the teacher needed to create a scenario to teach the target language in a vibrant, active and interesting manner.

In Indonesia, learning English conversation was a difficult thing for the student because English was a foreign language. In this situation the students, even the teachers had a little chance to communicate in English except only when the students were in the classroom or in certain places where English was spoken. However, it cannot be denied that English language was still a critical problem for the Indonesian students. It caused serious problem in learning activity, the students did not reach good achievement in their study because there is no spirit or passion on it. Motivation was an impulse energy that caused or stimulated to person for act. This meant a person's act was according to motivation. A motivation was something that needed to do activities. In other word, without motivation someone or person did not do any kind of activities.

In learning speaking skill, the students often found some problems. The problem frequently found was that, their native language caused them difficult to use the foreign language. Other reason was the lack of motivation to practice the second language in daily conversation. The students were also too shy and afraid to take part in the conversation. Many factors caused the problem of the students'

speaking skills, namely the students' interest, the material, and the media among others including the technique in teaching English. In order to minimalism these insufficiency, the teachers must have good strategy so that all these problems were handled and the goal of the teaching and learning were achieved. Many techniques were applied including role play method because many research findings said that, this technique was effective to be used in teaching speaking.

Role play was very important in teaching speaking because it gave students an opportunity to practice communicating in different social contexts and in different social roles. In addition, it also allowed students to be creative and to put themselves in another person's place for a while. According to Hatting (1993:165) based on his observation in the conversation class, the role play would seem to be the ideal activity in which students could use their English creatively and it aimed to stimulate a conversation situation in which students might found themselves and gave them an opportunity to practice and develop their communication skill.

Based on the previous background, the researcher interested to conducted research to motivate students in English conversation at the first grade in MTs No.49 Bola Aserae – Belawa. All of these matters made serious problem either for the teachers or themselves to achieve the goal of learning. Besides, there were no various activities which offered different challenges for the students to practice. On the other side, many students did not speak in the classroom due to they were afraid of being wrong if they were asked to participate. Therefore, the first thing that must be overcome was the method that the teachers applied to handle the

classroom well. Applying the good method helped the teacher to overcome the student's problems.

The researcher, therefore, offer a method which the researcher thought that may helped the students to speak English effectively. The researcher aimed to conduct this class to overcome or minimize the problems before by role play method. Referring to some previous explanations before, the researcher excited to conduct the research by the title:

“The Effectiveness of Role Play Method toward the First Grade Students’ Motivation in English Conversation at MTs No. 49 Bola Aserae –Belawa.”

B. Research Problem

Based on the background in advance, the researcher formulated problem statements as follow “was Role play method effectiveness toward the first grade students’ motivation to learn English conversation at MTs No. 49 Bola Aserae-Belawa?”

C. Research Objectives

Relating to the problem before, the researcher formulated that the specific objective of the research was “to know the effectiveness of Role play method toward the first grade students’ motivation to learn English conversation at MTs No. 49 Bola Aserae-Belawa.”

D. Research Significant

The result of this research was expected to be useful theoretically and practically. Theoretically, it was expected to add an empirical evidence to support the learning theory of speaking and the method to improve the students’

motivation in English conversation, especially in using role play method. Practically, it was expected to be valuable information and give a meaningful contribution for teachers, students and schools. So the significances of this research are as follows:

1. For Teacher

This research gave some benefits to the teacher in MTs No. 49 Bola Aserae – Belawa. The teacher knew their role to motivate students in English conversation with Role play method. In addition, the researcher also expected this research's result gave positive contributions for all teachers in teaching English speaking.

2. For Students

The researcher expected that all of the students were able to speak English and to exchange ideas in conversation. Furthermore, this method made all the students spoke effectively because they worked together and helped one another to accomplish the goals completely.

3. For School

This research was expected to bring positive impacts for the school to solve some problems in teaching English conversation to achieve the goal of learning.

E. *Research Scope*

To make this research clear, this research focused on the students' motivation to learn English conversation through role play method at the first grade in MTs No. 49 Bola Aserae-Belawa. Every students performed their role

that had been given by the researcher in front of the class by using role play method, so the researcher was easy to observe every students.

F. Operational Defenition of Term

The title of this research is “*The Effectiveness of Role Play Method toward the first grade students’ Motivation in English Conversation at MTs No. 49 Bola Aserae-Belawa*”. In understanding the topic of this research easily, the researcher would like to present the operational definition of terms.

1. Effectiveness was the capability of producing a desired result or the ability to produce desired output.
2. Role play was the way to learn language that involved two or more students to interact each other in English conversation.
3. Students’ motivation was the desire of the students to learn English conversation.

The researcher concluded that the effectiveness of role play method toward the students’ motivation in English conversation was the way to learn language that involved two or more students which gave the desire to the students for interacting each other in English conversation.

CHAPTER II

REVIEW OF RELATED LITERATURE

A. Literature Review

1. Previous of Related Research Findings

In this research, there were some reviews of related research finding from the previous researcher, they are:

Thao (2013) conducted a research entitled “*Applying role-play in increasing student’ interest in learning speaking to grade 11 students at Lai Vung 2 high school*”. This research aimed to identify how students interest in learning speaking and to find out the effect of using role play in speaking classes. Also, it was intended to find out difficulties from using role play activities so that the researcher suggested some solutions to these difficulties. The role play was described as a technique which involved imagination to be someone else or to be ourselves in a specific situation for a while, improvising dialog and creating a real world in scenario. Role play activities encouraged students' thinking and creativity, helped students developed and practiced new language and behavioral skills in a relatively non- threatening setting, and created the motivation and involvement necessary for learning to occur. Role play was a powerful and effective teaching method for children and adult and was adapted to deliver any learning objectives from simple to complex concepts. It really lended well to practice communication skills, debated complex ethical issues or explore attitudes and beliefs. The success lied in the construction and delivery with careful facilitation.

Susanti (2007), conducted a research entitled *“Using Role Play in Teaching Speaking at Islamic Junior High School Soebono Mantofani Jombang-Ciputat”*. In learning speaking skill, the students often found some problems. The problem frequently found that their native language caused them difficult to use the foreign language. The students were also too shy and afraid to take part in the conversation. Many factors caused the problem of the students speaking skills namely the students interest, the material, and the media among others including the technique in teaching English. Many techniques were applied including role play because many research findings said that this technique was effectively to use in teaching speaking.

Kusmana (2011), conducted a research entitled *“The Influence of Role Play and Drills in Stimulating Students’ Motivation for Learning English Conversation at the First Grade of SMP Darussalam Jakarta Selatan”*. The research explained that the students motivation improved through the use of role plays and made the students’ to communicate well. The students were more confident and were not afraid of making mistakes when speaking. The students actively participated during the teaching and learning process.

As the conclusion, the researcher conducted this research with different subject, setting and design. There were three findings about role play method. The *first* finding was Thao focused on applying role play to increase students’ interest in learning speaking. The *second* finding was Susanti focused on using role play method in teaching speaking. The *third* finding was Kusmana focused on the influence of role play method in stimulating students’ motivation for learning

English conversation. In this research, the researcher focused on the students' motivation to speak English conversation in front of the class through role play method. This research was taken a place at the first grade in MTs No. 49 Bola Aserae – Belawa.

2. Some Pertinent Ideas

a. Motivation

1) Defenition of motivation

Motivation was an energy change with in the person characterized by effective arrausal and anticipatory goal reaction. According to on Makmun (2013:37) defined that motivation as power, forced and an energy or complex situation and readiness of the individual to move in the selected instruction.

In learning activity, it was said that motivation was the main supporting to push the students itself to learn therefore the goal of learning was achieved.

Learning motivation was a psychological factors with non intelectual characteristic which appeared passion, comfortable and enthusiasm. The students who had learning motivation learned seriously and they had much energy to focus on learning activity.

From the statement sbove, the researcher can conclude that motivation was an essential factor of learning to achieve something. It was the process which directs to activity. It means that motivation plays a vital part in teaching and learning activity, so it has an influence toward the students success or failure as language learners.

2) Theory of motivation

There were some learning theories of motivation; one of them was behavioral learning theory. Some experts of behaviorism stated that Behavioral learning theory can not be separated with motivation because motivation was the product of historical reinforcement. The students who were given reinforcement (appreciation) in learning activity motivated them to study but the students who were not given reinforcement (appreciation) in learning activity. It was not motivate them to study. Some experts who supported and developed this theory were Robert M. Yerkes, J.D. Dodson, Clark Hull and Kurt Lewin. In addition, Theory of motivation was the power of someone that appeared level persistence and its enthusiasm in conducting an activity which derived from the individual itself. How much the power of motivation that had been had by the person determined the quality of behaviour which shown, even in learning context, working, or in the other situation of life. Generally, the theory of motivation was divided into three kinds are the theory of motivation with content theory, the theory of motivation with process theory, and the theory of motivation with reinforcement theory.

In psychological context, Makmun (2003: 40) stated that to understand individual motivation, it can be seen in some indicators as follow:

- a. Duration activity was relevant with how long the ability to use of the time.
- b. Frequency activity was how often learning activity is done in particular period.

- c. Persistence activity was how constantly the students achieve the goal of learning.
- d. Manful and resilient were the ability to face the challenge and difficulty for achieving the goal of learning activity.
- e. Devotion was sacrificing some money, energy, thought, even soul to achieve the goal of learning activity.
- f. Aspiration level was the target which will be achieved with the activity that will be done.
- g. Qualification level was achievement which will be achieved from learning activity.
- h. Attitude was positive or negative student behavior in learning activity.

b. Role play

1) Defenition of role play

In Cambridge International Dictionary of English (1996:123), role defined as the person whom an actor represents in a film or play, while role play was a method of acting out particular ways of behaving or pretending to be other people who deal with new situations. It was used in training courses language learning and psychotherapy.

A role play was a kind of a life game that had a goal, rules and involved a feeling of fun. In the role play, the student put in a certain atmosphere outside of the class atmosphere. According to Oxford English Dictionary, a role play was the changing of one's behavior to fulfill a social role, the term was used more loosely in three senses that a role play were:

- a. To refer to the playing of roles generally such as in a theater, or educational setting;
- b. To refer to a wide range of games including computer role playing games, and more;
- c. To refer specifically to role playing games.

According to the meaning of the dictionary, a role play was used for playing a role in educational setting, such as in classroom. The students in class practiced a role with a specific atmosphere. It helped them to practice their ability in their communication. It was a kind of activities or practices than was created according to atmospheres intended. Rebecca (1963) explained that in most role playing exercises, each student took the role of a person affected by an issue and studied the impacts of the issues on human life and the effects of human activities on the world around us from the perspective of that person.

It was interested and useful to students because it emphasized the real-world. It presented the students a valuable opportunity to learn and practice the language. The students were set in a certain situation like the real life. This role playing exercises motivated them in learning the language. It was widely agreed that learning took place when activities were engaging and memorable. Jeremy Harmer (2001) advocated the use of Role play for the following reasons: It was fun and motivated. Quieter students got the chance to express themselves in a more forthright way. The world of the classroom was broadened to include the outside world. Thus, it offered a wider range of language opportunities. Larsen-Freeman (1986) as cited in Pamela explains that role plays, whether structured or

less structured, were important in the communicative approach because they gave learners an opportunity to practice communicating in different social contexts and in different social roles.

A role play was a highly flexible learning activity which had a wide scope for variation and imagination. According to Ladousse (1987), role play used different communicative techniques and developed fluency in the language, promotes interaction in the classroom and increases motivation. Role play improved students' speaking skills in any situation, and helped them to interact. As for the shy students, role play helped to provide a mask, where students with difficulty in conversation were open minded. In addition, it was fun and most learners agreed that enjoyment leads to better learning.

In teaching English conversation by using role play method, the students were given a situation in performing their role play and this technique was effective if the students were confident and cooperative. As for the shy students, role play method helped by providing a mask, where the students with difficulty in English conversation were liberated. In addition, it was fun and most learners agreed that enjoyment leads to better learning.

In conclusion, role play was a technique which developed students fluency in target language, promoted students to speak or interact with others in the classroom, increased motivation and made the teaching learning process more enjoyable.

2) The advantages of role play

The advantages of role play, the researcher uses the opinion of some expert such as Ladoussse and Dolf. Ladousse, in his book role play, writes the special reasons for using role play are:

- a. A very wide variety of experience can be brought into the classroom through role play. Then, with role play method we can train our students in speaking skills in any situation.
- b. Role play puts students in situations in which they are required to use and develop those phatic forms of language which are so necessary in oiling the words of social relationships, but which are so often neglected by our language teaching syllabuses. It is possible to build up these social skills from a very low level through role play.
- c. Some people are learning English to prepare for specific roles in their lives: people who are going to work or travel in an international context. It is helpful for these students to have tried out and experimented with the language they will require in the friendly and safe environment of a classroom. For these students, role play was a very useful dress rehearsal for real life.
- d. Role play helps many shy students by providing them with a mask.
- e. Perhaps the most important reason for using role play was that it is fun.

While Dolf points out the value of role play as a class activity as follows:

- a. Role play increases motivation.
- b. Role play gives a chance to use language in new contexts and for new topics

- c. By using role play, we are building on something that students naturally enjoy.
- d. Because they are acting out a situation, role play encourages students to use natural expression and intonation, as well as gesture.

In summary, the use of role play method gives many advantages, such as helping to improve their speaking, motivating them to practice their English and the most important reason was the students feel fun in learning English conversation because role play was also a kind of games.

B. Theoretical Framework

Motivation was the product of historical reinforcement (Robert M. Yerkes & J.D. Dodson: 1908). The behavioral perspective stated that reinforcement such as rewards and punishment were keys in determining students' motivation when incentives were positive or negative stimuli that motivated a students' behavior for instance motivated the students to speak English conversation but sometimes the students supposed that the material (message) was difficult to be understood. It became one of the reasons that the students' motivation to speak in the class was low.

Role play method stimulated students' motivation to speak English conversation in front of the class. According to Piaget (2003: 38), role play method gave some experiences to the students seeing that they involved in playing their role in English conversation directly and through this method, the students practiced speaking ability in front of their friends and grew their confidence while speaking in front of the class and this method practiced the students ability to

express their idea and communicated each other. The students interested when the teacher taught them by using the method that had never been used before. Therefore, the students motivated their selves to know deeply about the new method. Well, derived from their want to know deeply, the students dissappeared their hesitency to speak in front of the class because it was reason the researcher chose role play method.

Role play technique was a powerful tool in teaching and learning as it offered holistic education in a multi-level experiential journey was discovery, expression, and mastery where all learners and teachers learned and grew together. It had been observed that role play technique enhanced the teaching and learning process at different levels of education by increasing motivation, retentian and active participation (Gathumbie and Masembe, 2005; Rodgers and Evans, 2008; Dick and Carey, 2011; Rao and Ravishankar, 1982; Collie and Slaret, 1987 and Broghton, 1980). It was also and effective way the developing oral language skills and can be used as an oral examination alternative in foreign language classes to anable learners became good communication (Gathumbie and Masembe, 2005 and Ments, 1999). It can also be used by the teachers to reinforce language items and grammatical structures that were earlier taught in previous lesson (Hong, 2010; Gathumbie and Masembe, 2005).

Related to some evidence before, the researcher believed that role play method improved students' motivation to speak English conversation.

C. Hypothesis

Based on the research focus, the researcher hypothesis was the use of role play method can improve students' motivation to learn English conversation at first grade in MTs No. 49 Bola Aserae-Belawa.



CHAPTER III

RESEARCH METHOD

This chapter presented about the research design, research variables, population and sample, research instrument, procedure of collecting data and technique of data analysis.

A. Research Design

This research was a Pre- Experimental method with one group pre-test and post-test design. There were three designs in pre-experimental design; one shot case study, pre-test and post-test, and static group comparison. This research employed one group pre-test and post-test design. This design involved one group pre-test (O_1), exposed to a treatment (X), and post-test (O_2). In this research, the subject of research was one group class. In the pre-test and post-test design, this research aimed at knowing whether to know the effectiveness of Role play method toward the students' motivation to learn English conversation. Arikunto in As'ad (2014) recited that the nature of the research was pre-experimental using "pre-test and post-test on group design. In this design, the observation was done twice before and after treatment. Observation made before treatment called pre-test and observation made after treatment called post-test.

The design can be presented as follows:

Figure 1. Research Design

<i>Pre-test</i>	<i>Treatment</i>	<i>Post-test</i>
O_1	X	O_2

(Gay, 1981 :225)

B. Research Variables

This research consists of two variables, dependent and independent variable.

1. Independent variable

Independent variable (X) was a variable that influence another variable to achieve the researcher expectation. In this research, the independent variable is role play method.

2. Dependent variable.

Dependent variable (Y) was the result that expect through implement of the independent variable. In this research, the dependent variable is the students' motivation in English conversation.

C. Population and Sample

1. Population

Arikunto (2013) stated that, population was the total member of research respondents, while sample was a part or representation of population that was researched. The population of this research was the first grade students in MTs No. 49 Bola Aserae – Belawa. The total numbers of population was 40 students, consisting of two classes. The researcher examined in this school because the access to go to school was not very difficult and this school was one of the places where researcher graduated. So, it was not too difficult for researcher to conduct this study because they already knew many things about this school and the researcher found that there were many problems in learning English at the school.

2. Sample

The samples in this research were chosen by purposive sampling. The main reason why the researcher used purposive sampling technique was that the first grade consisted of the students' who have a good understanding so that they had opportunity to be sample of this research. The researcher chooses VII A class was consisting of 20 students in MTs No. 49 Bola Aserae – Belawa. The researcher was choose the sample because the students' were children which generally children very attractive with playing and learning so that role play method was a god way to made the students' enjoy the learning process.

D. Research Instrument

The test consisted of the pre-test and the post-test, the researcher gave pre-test in the first meeting and post-test in the last meeting. The pre-test was used to find out the students motivation in English conversation and it was given to the students at the first meeting before giving the treatment. The post-test was used to know whether there was an effectiveness of the students' motivation in English conversation after being treated role play method.

E. Procedure of Collecting Data

This research was carried out from 10th July 2017 until 21st August 2017. During the research, the researcher conducted treatment and collected data from any subject. The procedures of treatment were chronologically performed as following:

1. Monday, 10th July 2017, the researcher socialized and introduced the way of the research that would be conducted to the students.

2. Wednesday, 12th July, the researcher performed the pre-test. The researcher asked the students to speaking based on the topic in the speaking test. In this pre-test, the researcher gave the students one topic that they would describe orally.
3. Monday, 17th July 2017, the researcher did the treatment. After giving the pre-test, the researcher applied the role play method . The material was about greeting. In the treatment process the students was practice to use expression of greeting to other students.
4. Wednesday, 19th July, the researcher did the treatment in experimental class. The material was about an expression of greeting in accordance with the description of time. In the treatment process the students practiced to use expression to other students.
5. Monday, 24th July, the researcher did the treatment. The material was about take leave. In the treatment process the students practiced to use expression of take leave to other students.
6. Wednesday, 26th July, the researcher did the treatment. The material was about thanked. In the treatment process the students practiced to use expression of thanked to other students.
7. Monday, 31th July, the material of the treatment class was about appologize. In the treatment process the students was practice to use expression of appologize to other students.

8. Wednesday, 2nd August, the material of the treatment class was about introduce myself. In the treatment process the students was practice in front of the class.
9. Monday, 7th August, the material of the treatment class was about introduced my self and others. In the treatment process the students was practice in front of the class.
10. At 9th August 2017. The researcher gave the post-test to the students'. The post-test aimed to know the enhancing students motivation to learn English conversation in using role play method after they got treatment from the researcher. This test was similar to the pre-test with one topic.

F. Technique of Data Analysis

The data was collected through pre-test and post-test. The researcher used the formula as follows:

1. Score and criteria of Pre-test and Post-test

Table 1. *Score and Criteria of Pre-Test and Post-Test*

Rated Qualities	Behavioral Statement	Score
Pronunciation	✓ Has few traces of foreign accent.	5
	✓ Always intelligible, though one is conscious of definite accent.	4
	✓ Pronunciation problems necessitate concerntrated	3

	<p>listening and</p> <p>occasionally lead to</p> <p>misunderstanding.</p> <p>✓ Very hard to understand</p> <p>because of pronunciation</p> <p>problems, most</p> <p>frequently be asked to</p> <p>repeat.</p> <p>✓ Pronunciation problem</p> <p>to serve as to make</p> <p>speech virtually</p> <p>unintelligible.</p>	<p>2</p> <p>1</p>
Grammar	<p>✓ Makes few noticeable</p> <p>errors of grammar or</p> <p>word order.</p> <p>✓ Occasionally makes</p> <p>grammatical and word</p> <p>order errors which do</p> <p>not, however, obscure</p> <p>meaning.</p> <p>✓ Makes frequent error of</p> <p>grammar and word order</p> <p>which occasionally</p>	<p>5</p> <p>4</p> <p>3</p>

	<p>obscure meaning.</p> <p>✓ Grammar and word order error make comprehension difficult.</p> <p>Must often rephrase sentences and restrict him to basic pattern.</p> <p>✓ Errors in grammar and word order to severe as to make speech virtually unintelligible.</p>	<p>2</p> <p>1</p>
Vocabulary	<p>✓ Use vocabulary and idioms virtually that of a native speaker.</p> <p>✓ Sometimes uses inappropriate terms and must rephrase ideas because of lexical inadequacies.</p> <p>✓ Frequently uses the wrong words; conversation somewhat limited because of</p>	<p>5</p> <p>4</p> <p>3</p>

	<p>inadequate vocabulary.</p> <p>✓ Misuse of words and very limited vocabulary make comprehension quite difficult.</p> <p>✓ Vocabulary limitations so extreme as to make conversation virtually impossible.</p>	<p>2</p> <p>1</p>
Fluency	<p>✓ Speech as fluent and effortless as that of native speaker.</p> <p>✓ Speech of speaker seems to be slightly affected by language problems.</p> <p>✓ Speed and fluency are rather than strongly affected by language problems.</p> <p>✓ Usually hesitant; often forced into silence by language limitations.</p> <p>✓ Speech is so halting and</p>	<p>5</p> <p>4</p> <p>3</p> <p>2</p> <p>1</p>

	fragmentary as to make conversation virtually impossible.	
Comprehension	✓ Appears to understand everything without difficulty.	5
	✓ Understand nearly everything at normal speed, although occasional repetition maybe necessary.	4
	✓ Understand most of what is said at slower than normal speed with repetitions.	3
	✓ Has great difficulty following what is said can comprehend only social conversation spoken slowly and with frequent repetitions.	2
	✓ Can not be said to understand even simple	1

	conversational English.	
--	-------------------------	--

(Harris in Kusmana, 2011)

2. Scoring pre-test and post-test by using following formula

$$\text{Score} = \frac{\text{the } s}{t} \frac{s' g}{s} \times 100 \%$$

(Sudjana in Andi, 2008)

3. Classifying the students' score answer into the following criteria.

Table 2. Scoring Rank

No.	Classification	Score
1	Very good	85-100
2	Good	65-84
3	Fair	55-64
4	Poor	35-54
5	Very poor	10-34

(Sudjana in Kusmana, 2011)

4. Finding out the mean score differences by using the following

formula:

$$\bar{X} = \frac{\sum X}{N}$$

Where:

\bar{X} = Mean score

$\sum x$ = The sum of all score

N = The number of students

(Gay in As'ad, 2014)

5. Finding out standard deviation of the students' score in pre-test and post-test by using the following formula:

$$SD = \frac{\sqrt{\Sigma x^2 - \frac{(\Sigma x)^2}{N}}}{N-1}$$

Where:

SD = Standard Deviation

Σx = The sum of all score

Σx^2 = The sum square of all score

N = Total number of the students'

(Gay in As'ad, 2014)

6. Finding out the mean score difference by using the following formula:

$$D = \frac{\Sigma D}{N}$$

Where:

D = The mean of differences score

ΣD = The sum of differences score

N = Total number of the students'

(Gay in As'ad, 2014)

7. Finding out the significant differences between the score of pre-test and post-test by using the following formula:

$$t = \frac{D}{\sqrt{\left(\frac{\sum D^2 - \frac{(\sum D)^2}{N}}{N(N-1)} \right)}}$$

Where:

t : Test of significance

D : The mean score

$\sum D$: The sum of total score of difference

N : The total number of students

(Gay in As'ad, 2014)

CHAPTER IV

FINDINGS AND DISCUSSION

A. Findings

The findings of the research were based on the results of the data analysis. The data analysis was used to collect data. The students' motivation in English conversation consisted of pre-test and post-test. The pre-test was given to know the effectiveness of the students' motivation in English conversation before presenting role play method, and the post-test was given to know the effectiveness of the students' motivation in English conversation after giving the treatment.

1. The Classification of Students' Pre-test and post-test Scores

The analysis data, the researcher gave three components classification. They were Pronunciation, Grammar, Vocabulay, Comprehention, and Fluency. The students score was classified into some criteria as follow:

a. The students' Pre-Test Score

Table 1. *The Distribution of Frequency and Percentage Score of The Pre-Test*

No	Classification	Score	Frequency	Percentage
1	Very good	85 – 100	0	0%
2	Good	65 – 84	5	25%
3	Fair	55 – 64	2	10%
4	Poor	35 – 54	12	60%
5	Very Poor	0 – 34	1	5%
Total			20	100%

Table 1 above shows the rate percentage score of the post-test from 20 students, there were 5 (25%) students obtained good score but most of the students obtained poor.

Table 2. *The Distribution of Frequency and Percentage Score of The Post-Test*

No	Classification	Score	Frequency	Percentage
1	Very good	85 – 100	2	10%
2	Good	65 – 84	7	35%
3	Fair	55 – 64	7	35%
4	Poor	35 – 54	4	20%
5	Very Poor	0 – 34	0	0%
Total			20	100%

Table 2 above shows the rate percentage score of the post-test from 20 students. The students' score were increase, most of the students' in a good score and there were 7 (35%) students obtained very good score.

2. The mean score and standard deviation Pre-test and the Post-Test

After calculating the result of the students score, the mean score and standard deviation can be presented in following table.

Table 3. *Total Mean Score of Pre-Test and Post-Test*

Class	Pre-test		Post-test	
	Mean	Standard	Mean	Standard
	Score	Deviation	Score	Deviation
Experimental	52.4	18.30	65	66.61

The table above shows that, the mean and the standard deviation of pre-test and post-test.

3. Test of Significance Testing

In order to know whether or not the mean score was statically different from two variables (pre-test and post-test) at the level of significant difference (0,05) with degree of freedom (df) = N-1, where N = the total of the students (20).

Table 4. *The Following Table Show The Result of t-test Calculation.*

Variable	t-test value	t-table value
$X_2 - X_1$	4.37	2.093

The T-table above shows that the t-test value was higher than t-table value. The t-test got 4.37 and t-table got 2.093. It meant that there was significant improvement after treatment so the students motivation in English conversation is affective as a source of material in teaching student's speaking.

B. Discussion

The result of data analysis showed that using role play method has managed to increase the students' motivation in English conversation it could be seen from the effectiveness of Role play method from the t-table above shows that the t-test value was higher than t-table value. The t-test got 4.37 and t-table got 2.093. It meant that there was significant improvement after treatment so the students motivation in English conversation was affective as a source of material in teaching students' speaking.

In general, the performance of the students improved by using role play method, most of them were in very good and good scores. The use of Role play method in teaching English conversation was effective. Some statements from the previous researcher supported this thesis, Abdillah (2014) said that role play method gives some experiences to the students' seeing that they involved in playing their role in English conversation directly and the students practiced speaking ability in front of their friends and grew their confidence while speaking in front of the class and this method practiced the students ability to express their idea and communicated each other. Susanti (2007) said that the role play also presents a real life situation and made the students can speak freely and confidently in front of their friend in a classroom and also can make lesson classroom activity enjoyable, active, secure. And the last, Kusmana (2011) said that role play method can made the students' were more confident and also not afraid of making mistakes when speaking. Related to some evidence before, the researcher believed that role play method improved students' motivation to speak English conversation.

In summary, the researcher asserted that the treatment by using role play method was surely beneficial to improve the students' motivation in English conversation at the first grade in MTs No. 49 Bola Aserae- Belawa. The method of the teaching was one of the factors that influence the result of the study.

CHAPTER V

CONCLUSION AND SUGGESTION

This chapter presented the conclusion as well as few suggestion of this study. Suggestion and conclusion were taken based on findings in this research.

A. Conclusion

Based on the result data analysis, research finding, and discussion in the previous chapter, the researcher concluded that:

Teaching English conversation by using role play method to the first grade students in MTs No. 49 Bola Aserae-Belawa was affective. It can be seen from the significant improvement of the students' motivation from the pre-test to the post-test. It meant that the research hypothesis (H_a) was accepted. The improvement can be seen from the statistical analysis that t-test (4.37) was higher than t-table value (2.093).

B. Suggestion

Considering the conclusion above, the researcher puts forward some suggestions as follows;

1. The teachers are suggested to increase the students motivation and interest in learning English conversation by using fun technique such as role play that can make the students express their ideas.
2. The teachers are suggested to manage the class to make the students more active in teaching English, especially in learning English conversation.
3. The teachers are suggested to create a scenario to teach the target language in a vibrant, active and interesting manner in order to get a good result.

BIBLIOGRAPHY

- Abnor, Abd. Rachman. *Psikologi Pendidikan*. Yogyakarta: PT. Tiara Wacana Yogya. 1993.
- Allen, Edward David & M. Valette, Rebecca. *Classroom Techniques: Foreign Languages and English as a Second Language*. New York: Hacourt Brace Javanovich. 1997.
- Anthony, Edward M. *Approach Method and Technique English Language Teaching*. 1963.
- Arikunto, Suharsimi. *Prosedur Penelitian: Suatu Pendekatan Praktik*. Jakarta: PT. Rineka Cipta. 2013.
- Bowers, Roger & Brumfit, Chripstopher. *Applied Linguistics and English Language Teaching*. London and Basingstoke: Macmillan Publishers Limited. 1991.
- Broughton, G. *Teaching English as a Foreign Language*. ed: 2nd. London: Routledge and Kogan Page Limited. 1980.
- Budden, Joanna. *Role Play*. UK, London: BBC. 2006.
- Byrne, Donn. *Teaching Oral English: Longman Handbooks for English Teacher*. Singapore: Longman Group. 1986.
- Damopolii, Muljono. *Pedoman Penulisan Karya Tulis Ilmiah: Makalah, Skripsi, Tesis, Disertasi, dan Laporan Penelitian*. Makassar: Alauddin Press. 2013.
- Dick, W. and Carey, L.J.O. *The Systematic Design of Instruction*. Nairobi: Longman Publishers. 2001.
- Djamarah, Syaiful Bahri. *Psikologi Belajar*. Jakarta: PT Rineka Cipta. 2002.
- Edge, Julia. *Essential of English Language Teaching*. New York: Longman. 1993.
- Gathumbi, A. W. and Musembe S. C. *Principles and Techniques in Language Teaching*. Nairobi: Jomo Kenya Institute Education. 2005.
- Gay, L. R. *Educational Research: Competence for Analysis and Application*. ed: 2nd. Columbus: Charlest E., Merril Publishing Company. Abell & Howel Company. 1987.
- Ladusse, Gillian Porter. *Role Play: Resources Books for Teacher Series*. New York: Oxford University Press. 1995.

- Harmer, Jeremy. *How to Teach English*. Edinburg: Pearson Education Limited. 2001.
- Harmer, Jeremy. *The Practice of English Language Teaching: Longman Handbooks for Language Teaching*. USA: Longman Inc. 1983.
- Hong, S. *Teaching English language Learners*. New York: The guiltford Press. 2005.
- J.S. Atherton. *Learning and Teaching: Exercises: Role Play*. United Kingdom. 2003.
- John W. Santrock. *Educational Psychology*. ed: 5th. New York: McGraw-Hill. 2004.
- Krish, Pamela. *A Role Play Activity with Distance Learners in an English Language Classroom*. The Internet TESL Journal, Vol. VIII, No. 7, July 2001.
- Kurnia. *Penelitian Descriptive terhadap Siswa RSBI kelas XI Pasundan Bandung Tahun Ajaran 2012/2013*. 2013.
- Kusmana, Andi. *The Influence of Role Play and Drills in Stimulating Students' Motivation for Learning English Conversation at the First Grade of SMP Darussalam Jakarta Selatan*. 2011.
- Kusnadi. *The Application of Role Play as a Technique in Teaching Practical Conversation*. Jakarta: UIN Syahid. 2002.
- Larsen-Freeman, Diane. *Techniques and Principles in Language Teaching: Teaching Techniques in English as a Second language*. ed: 2nd. New York: Oxford University Press. 2000.
- Makmun, Abin Syamsuddin. *Psikologi Pendidikan*. Bandung: PT Remaja Rosdakarya. 2003.
- Ments, M. V. *The Effective Use of Role Play, Practical Techniques for Improving Learning*. Ed: 2nd. London: Kogan Page Limited. 1999.
- Oxford Advanced Dictionary. Oxford University Press. 1995.
- Patridge, Eric. *A Guide To Good English*. England: Penguin Books. 1947.
- Rogers, S. and Evans, J. *Inside Role Play in Early Childhood Education: Researching Young Children's Perspective*. U.S.A: Routledge. 2008.
- Slavin, Robert E. *Educational psychology: Theory and Practice*. ed: 8th. New York: Pearson. 1986.


Sudjana, Nana. *Penilaian Hasil Proses Belajar Mengajar*. Bandung: PT. Remaja Rosdakarya. 2010.

Sugiyono. *Statistik Penelitian*. Bandung: Alfabeta. 2004.

Susanti, Ayu Diyah Harni. *Using Role Play in Teaching Speaking*. 2007.

Tarigan, Henry Guntur. *Berbicara Sebagai Suatu Keterampilan Berbahasa*. Bandung: Penerbit Angkasa. 1986.

Thao, Le Dinh Mai. *Applying Role Play in Increasing Student' Interest in Learning Speaking*. 2013.



APPENDIX I
STUDENTS' ATTENDANCE LIST
MTs AS'ADiyAH No. 49 BOLA ASERAE- BELAWA
(CLASS VII)

NO	STUDENT'S NAME	1	2	3	4	5	6	7	8	9	10
1	Ahmad Farhan	√	√	√	S	√	√	√	√	√	√
2	Yusril Ahmadi	√	√	√	√	√	√	√	√	√	√
3	Muh. Afhdal	√	√	√	√	√	S	√	√	√	√
4	Akram Sawir	√	√	√	√	√	√	√	√	√	√
5	Muh. Irfan	√	√	√	√	√	√	√	√	√	√
6	Ahmad Rizal	√	√	√	√	√	√	√	√	√	√
7	Andi Taufik	√	√	√	√	√	√	√	√	√	√
8	Ahmad Rizal	√	√	√	√	√	√	√	√	√	√
9	Anasruddin	√	√	√	√	√	√	√	√	√	√
10	Abdul Wanhar	√	√	√	√	a	√	√	√	√	√
11	Ramli	√	√	√	√	√	√	√	√	√	√
12	Hartina	√	√	i	√	√	√	√	√	√	√
13	Nur Anisah	√	√	√	√	√	√	√	√	√	√
14	Nur Azmi	√	√	√	√	√	√	√	√	√	√
15	Amaliyah Yusuf	√	√	√	√	√	√	√	√	√	√
16	Suhela Azis	√	√	√	√	√	√	√	√	√	√
17	Dini Mariyana	√	√	√	√	√	√	√	√	√	i
18	Hartina Rasyid	√	√	√	√	√	√	√	√	√	√
19	Mulyasari	√	S	√	√	√	√	√	√	√	√
20	Agustiani	√	√	√	√	√	√	√	√	√	√

The Researcher,

UNIVERSITAS ISLAM NEGERI
ALAUDDIN
SAMSIBAR
20400113057
M A K A S S A R

APPENDIX II

The Row Score of the Students' Pre-test and Post-test

1. The Classification of Students' Pre-test Scores

No.	Name	Criteria					X
		Pronunciation	Grammar	Vocabulary	Fluency	Comprehension	
1	Ahmad Farhan	60	60	40	40	60	52
2	Yusril Ahmadi	60	60	40	40	40	48
3	Muh. Afhdal	60	80	80	60	80	72
4	Akram Sawir	40	40	40	20	20	32
5	Muh. Irfan	80	80	80	60	80	76
6	Ahmad Rizal	40	40	60	40	60	48
7	Andi Taufik	80	60	80	80	80	76
8	Ahmad Rizal	60	60	60	60	60	60
9	Anasruddin	60	40	60	40	60	52
10	Abdul Wanhar	80	80	80	60	80	76
11	Ramli	40	40	40	40	40	40
12	Hartina	60	80	80	60	80	72
13	Nur Anisah	40	40	60	40	60	48
14	Nur Azmi	40	40	40	20	40	36
15	Amaliyah Yusuf	40	40	40	20	40	36
16	Suhela Azis	40	40	40	20	40	36
17	Dini Mariyana	40	40	40	40	40	40
18	Hartina Rasyid	40	40	40	40	40	40
19	Mulyasari	60	60	80	60	60	64
20	Agustiani	40	40	60	40	40	44
N=20		1060	1060	1140	880	1100	1048
	X						1048

	MEAN	52,4
--	------	------

2. The Classification of Students' Post-test Scores

No.	Name	Criteria					X
		Pronunciation	Grammar	Vocabulary	Fluency	Comprehension	
1	Ahmad Farhan	60	60	60	40	60	56
2	Yusril Ahmadi	60	60	60	60	60	60
3	Muh. Afhdal	100	80	100	80	80	88
4	Akram Sawir	40	60	40	40	20	48
5	Muh. Irfan	80	80	80	80	80	80
6	Ahmad Rizal	40	60	40	40	60	48
7	Andi Taufik	80	80	80	80	80	80
8	Ahmad Rizal	60	80	80	60	80	72
9	Anasruddin	60	60	60	60	60	60
10	Abdul Wanhar	100	80	100	80	80	88
11	Ramli	40	60	60	40	60	52
12	Hartina	80	80	80	60	80	76
13	Nur Anisah	60	80	80	60	80	72
14	Nur Azmi	40	60	60	60	60	56
15	Amaliyah Yusuf	60	60	80	60	80	68
16	Suhela Azis	40	40	60	60	60	52
17	Dini Mariyana	40	60	60	60	60	56
18	Hartina Rasyid	40	60	60	40	60	52
19	Mulyasari	60	80	80	80	80	64
20	Agustiani	60	80	80	60	80	72
N=20	X						1300
	MEAN						65

APPENDIX III

The comparison of the Students' Pre-test and Post-test result

No.	Pre-test score		Post-test score	
	Score (X)	X_1^2	Score (X)	X_1^2
1	52	2704	56	3136
2	48	2304	60	3600
3	72	5184	88	7744
4	32	1024	48	2304
5	76	4225	80	6400
6	48	5776	48	2304
7	76	5776	80	6400
8	60	3600	72	5184
9	52	2704	60	3600
10	76	5776	88	7744
11	40	1600	52	2704
12	72	5184	76	5776
13	48	2304	72	5184
14	36	1296	56	3136
15	36	1296	68	4624
16	36	1296	52	2704
17	40	1600	56	3136
18	40	1600	52	2704
19	64	4096	64	4096
20	44	1936	72	5184

N=20	$X = 1048$	$X_1^2 = 61281$	$Y = 1300$	$X_1^2 = 87664$
Mean Score	52,4	3064,05	65	4383,2



UNIVERSITAS ISLAM NEGERI
ALAUDDIN
 M A K A S S A R

APPENDIX IV

The mean score of Pre-test and Post-test

1. The mean score of the pre-test

$$\begin{aligned} X1 &= \frac{\sum X1}{N} \\ &= \frac{1}{2} \\ &= 52,4 \end{aligned}$$

2. The mean score of the post-test

$$\begin{aligned} X2 &= \frac{\sum X2}{N} \\ &= \frac{1}{2} \\ &= 65 \end{aligned}$$

3. The mean score of the score pre-test and post-test difference

$$\begin{aligned} D &= \frac{\sum D}{N} \\ &= \frac{2}{2} \\ &= 12,6 \end{aligned}$$

APPENDIX V

1. The standard deviation of pre-test

$$\begin{aligned}SD &= \frac{\sqrt{\Sigma x^2 - \frac{(\Sigma x)^2}{N}}}{N-1} \\&= \frac{\sqrt{61281 - \frac{1098304}{2}}}{2-1} \\&= \frac{\sqrt{61281 - 549152},2}{1} \\&= \sqrt{335,04} \\&= 18,30\end{aligned}$$

2. The standard deviation of post-test

$$\begin{aligned}SD &= \frac{\sqrt{\Sigma x^2 - \frac{(\Sigma x)^2}{N}}}{N-1} \\&= \frac{\sqrt{87664 - \frac{1690000}{2}}}{2-1} \\&= \frac{\sqrt{87664 - 845000},1}{1} \\&= \sqrt{4447,36} \\&= 66,61\end{aligned}$$

APPENDIX VI

The Significant Different

1. T-test

$$t = \frac{D}{\sqrt{\left(\frac{\sum D^2 - \frac{(\sum D)^2}{N}}{N(N-1)} \right)}}$$

$$t = \frac{12,6}{\sqrt{\left(\frac{87664 - \frac{1690000}{20}}{20(19)} \right)}}$$

$$t = \frac{12,6}{\sqrt{\left(\frac{87664 - 84500}{380} \right)}}$$

$$t = \frac{12,6}{\sqrt{\left(\frac{3164}{380} \right)}}$$

$$t = \frac{12,6}{\sqrt{8,32632}}$$

$$t = \frac{12,6}{2,88}$$

$$= 4,37$$

2. T-table

For level of significance (D) = 0,05

Degree of freedom (df) = (N₁ - 1) = 19

t-Table = 2,093

RENCANA PELAKSANAAN PEMBELAJARAN

Satuan Pendidikan : MTs. As'adiyah No.49 Bola Aserae-Belawa
Mata Pelajaran : Bahasa Inggris
Kelas/ Semester : VII/ 1
Materi Pokok : Ungkapan Sapaan, Pamitan, Ucapan Terima Kasih, dan Permohonan Maaf
Alokasi Waktu : 10 x 40 menit (5 pertemuan)

A. KOMPETENSI INTI

1. Menghargai dan menghayati ajaran agama yang dianutnya
2. Menghargai dan menghayati perilaku jujur, disiplin, tanggungjawab, peduli (toleransi, gotong royong), santun, percaya diri, dalam berinteraksi secara efektif dengan lingkungan sosial dan alam dalam jangkauan pergaulan dan keberadaannya.
3. Memahami pengetahuan (faktual, konseptual, dan prosedural) berdasarkan rasa ingin tahunya tentang ilmu pengetahuan, teknologi, seni, budaya terkait fenomena dan kejadian tampak mata.
4. Mencoba, mengolah, dan menyaji dalam ranah konkret (menggunakan, mengurai, merangkai, memodifikasi, dan membuat) dan ranah abstrak (menulis, membaca, menghitung, menggambar, dan mengarang) sesuai dengan yang dipelajari di sekolah dan sumber lain yang sama dalam



sudut pandang/teori.

B. KOMPETENSI DASAR

C. INDIKATOR PENCAPAIAN KOMPETENSI

KOMPETENSI DASAR	INDIKATOR
3.1 Mengidentifikasi fungsi sosial, struktur teks, dan unsur kebahasaan teks interaksi interpersonal lisan dan tulis yang melibatkan tindakan menyapa, berpamitan, mengucapkan terimakasih, dan meminta maaf, serta menanggapinya, sesuai dengan konteks penggunaannya	<ul style="list-style-type: none">• Mengidentifikasi fungsi social,struktur teks, dan unsur kebahasaan teks interaksi interpersonal lisan dan tulis ungkapan sapaan serta responnya sesuai dengan konteks penggunaannya• Mengidentifikasi fungsi social,struktur teks, dan unsur kebahasaan teks interaksi interpersonal lisan dan tulis ungkapan pamitan serta responnya sesuai dengan konteks penggunaannya• Mengidentifikasi fungsi social,struktur teks, dan unsur kebahasaan teks interaksi interpersonal lisan dan tulis ungkapan terimakasih serta responnya sesuai dengan konteks penggunaannya• Mengidentifikasi fungsi social,struktur teks, dan unsur kebahasaan teks interaksi



	<p>interpersonal lisan dan tulis ungkapan meminta maaf serta responnya sesuai dengan konteks penggunaannya.</p>
<p>4.1 Menyusun teks interaksi interpersonal lisan dan tulis sangat pendek dan sederhana yang melibatkan tindakan menyapa, berpamitan, mengucapkan terimakasih, dan meminta maaf, dan menanggapi dengan memperhatikan fungsi sosial, struktur teks, dan unsur kebahasaan yang benar dan sesuai konteks</p>	<ul style="list-style-type: none"> • Menyusun teks interaksi interpersonal lisan dan tulis sangat pendek dan sederhana untuk mengucapkan dan merespon ungkapan sapaan dengan memperhatikan fungsi sosial, struktur teks, dan unsur kebahasaan yang benar dan sesuai konteks • Menyusun teks interaksi interpersonal lisan dan tulis sangat pendek dan sederhana untuk mengucapkan dan merespon ungkapan berpamitan dengan memperhatikan fungsi sosial, struktur teks, dan unsur kebahasaan yang benar dan sesuai konteks • Menyusun teks interaksi interpersonal lisan dan tulis sangat pendek dan sederhana untuk mengucapkan dan merespon ucapan terima kasih dengan memperhatikan fungsi sosial, struktur teks,

	<p>dan unsur kebahasaan yang benar dan sesuai konteks</p> <ul style="list-style-type: none"> • Menyusun teks interaksi interpersonal lisan dan tulis sangat pendek dan sederhana untuk mengucapkan dan merespon ungkapan permohonan maaf yang baik dengan memperhatikan fungsi sosial, struktur teks, dan unsur kebahasaan yang benar dan sesuai konteks
--	---

D. MATERI PEMBELAJARAN

1. Materi Pembelajaran Reguler

Teks interaksi interpersonal : sapaan, pamitan, ucapan terimakasih, dan permintaan maaf, serta tanggapannya

- **Fungsi sosial**

Menyapa, berpamitan, berterimakasih, meminta maaf, dan menanggapi, untuk menjaga hubungan interpersonal dengan guru dan teman.

- **Struktur teks**

dapat mencakup :

- Memulai
- Menanggapi (diharapkan/di luar dugaan)




- **Unsur kebahasaan**

- Ungkapan yang sesuai

1. Ungkapan Sapaan

GREETINGS	RESPONSES
Good morning	Good morning/ Morning
Good afternoon	Good afternoon/ Afternoon
Good evening	Good evening/ Evening
How are you?	Fine/ I'm fine
How are you doing? _____	Great/ Not bad/ Very well/ Never better
How's everything with you?	
How's life?	
Hello	Hello/ Hi
Hi	Hi/ Hello
Greetings	Responses



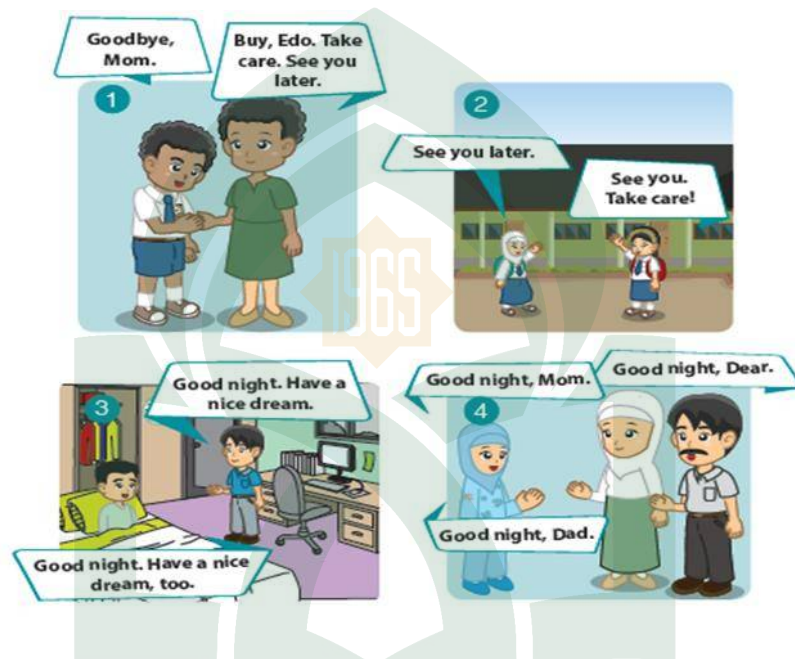


2. Ungkapan Pamitan

LEAVE-TAKING	RESPONSES
It was nice to meet you.	It was good to see you.
Nice to see you again.	Nice to see you.
I have (got) to go.	OK. See you.
Good night.	Good night.
Good bye.	Good bye.



Have a nice day/ weekend	You, too.
Bye.	Bye.
See you later.	See you.



3. Ungkapan Terima Kasih

EXPRESSING GRATITUDE	RESPONSES
Thank you	You're welcome./ Don't mention it/ That's all right./ That's OK./ No problem./ My pleasure./ Never mind./ Not at all.
Thank you very much	
Thanks	
Thanks a lot	





4. Ungkapan Permohonan Maaf

EXPRESSIONS OF APOLOGY	RESPONSES
Sorry	Never mind. / That's all right. / That's OK. / It doesn't matter. / Please don't be sorry. /
I am very sorry	
I apologies for	
Please excuse me	
Please accept my apology	





- Ucapan, tekanan kata, intonasi
- Ejaan, tanda baca
- Tulisan tangan

• Topik

Interaksi di kelas yang melibatkan ungkapan-ungkapan di atas serta perilaku jujur, disiplin, tanggung jawab, peduli (toleransi, gotong royong), santun, percaya diri.

2. Materi Pembelajaran Pengayaan

Teks interaksi interpersonal : sapaan, pamitan, ucapan terimakasih, dan permintaan maaf, serta tanggapannya.

3. Materi Pembelajaran Remedial

Fungsi sosial, struktur teks dan unsur kebahasaan, teks interaksi interpersonal lisan dan tulis sapaan, pamitan, ucapan terimakasih, dan permintaan maaf, serta tanggapannya



E. KEGIATAN PEMBELAJARAN

Pertemuan 1

Pendahuluan (10')	<ul style="list-style-type: none">• Mahasiswa peneliti masuk ke kelas dan langsung menyapa peserta didik menggunakan bahasa Inggris agar English Environment langsung tercipta di pertemuan pertama.• Mahasiswa peneliti menggunakan kalimat " <i>Good morning students</i>".• Peserta didik merespon dengan menjawab kembali " <i>Good morning, Miss/ Ma'am</i>".• Mahasiswa peneliti memeriksa kehadiran peserta didik.• Mahasiswa peneliti menyampaikan tujuan datang ke sekolah MTs. As'adiyah NO.49 Bola Aserae-Belawa.• Mahasiswa peneliti memperkenalkan dirinya sendiri Misal <i>Hello my name is I'm old. I live on Jl... dst.</i>• Mahasiswa peneliti menyampaikan tujuan pembelajaran.• Mahasiswa peneliti mendemonstrasikan sesuatu yang terkait dengan tema.• Mahasiswa peneliti menyampaikan kemampuan
----------------------	--



	<p>yang akan dicapai peserta didik.</p> <ul style="list-style-type: none"> • Mahasiswa peneliti menyampaikan rencana kegiatan.
<p>Kegiatan</p> <p>Inti (60')</p>	<p>Mengamati</p> <ul style="list-style-type: none"> • Mahasiswa peneliti membimbing peserta didik untuk mengamati beberapa gambar yang memperlihatkan penggunaan ungkapan Sapaan • Peserta didik mempelajari contoh ungkapan Sapaan • Peserta didik mengidentifikasi pola kalimat yang digunakan dalam ungkapan Sapaan <p>Menanya</p> <ul style="list-style-type: none"> • Peserta didik menggali informasi dengan mengajukan pertanyaan mengenai hal-hal yang berhubungan dengan ungkapan Sapaan <p>Mengumpulkan Informasi</p> <ul style="list-style-type: none"> • Peserta didik mempelajari pola kalimat yang digunakan dalam ungkapan Sapaan • Peserta didik mempelajari cara pengucapan, intonasi dan tekanan dalam ungkapan Sapaan <p>Mengolah Informasi</p> <ul style="list-style-type: none"> • Peserta didik berlatih menggunakan pola kalimat yang digunakan dalam ungkapan Sapaan



	<ul style="list-style-type: none"> • Peserta didik berlatih cara pengucapan, intonasi dan tekanan untuk menggunakan ungkapan Sapaan <p>Mengomunikasikan</p> <ul style="list-style-type: none"> • Peserta didik bermain peran untuk menggunakan ungkapan Sapaan
Kegiatan Penutup (60')	<ul style="list-style-type: none"> • Mahasiswa peneliti memberikan pertanyaan untuk mengetahui apakah peserta didik sudah memahami topik ungkapan Sapaan. • Peserta didik diminta membuat kesimpulan pembelajaran pada pertemuan ini. • Peserta didik diberi tugas.

Pertemuan 2

Pendahuluan (10')	<ul style="list-style-type: none"> • Mahasiswa peneliti masuk ke kelas dan langsung menyapa peserta didik menggunakan bahasa Inggris agar English Environment langsung tercipta di pertemuan pertama. • Mahasiswa peneliti menggunakan kalimat "Good morning students". • Peserta didik merespon dengan menjawab kembali "Good morning, Miss/ Ma'am". • Mahasiswa peneliti memeriksa kehadiran peserta didik.
-------------------	---



	<ul style="list-style-type: none"> • Mahasiswa peneliti mengaitkan materi pembelajaran dengan pengalaman peserta didik atau pembelajaran sebelumnya • Mahasiswa peneliti menyampaikan tujuan pembelajaran. • Mahasiswa peneliti mendemonstrasikan sesuatu yang terkait dengan tema. • Mahasiswa peneliti menyampaikan kemampuan yang akan dicapai peserta didik. • Mahasiswa peneliti menyampaikan rencana kegiatan.
Kegiatan Inti (60')	<p>Mengamati</p> <ul style="list-style-type: none"> • Peserta didik mengamati beberapa gambar yang memperlihatkan penggunaan ungkapan Sapaan sesuai dengan keterangan waktu. • Peserta didik mempelajari contoh ungkapan Sapaan sesuai dengan keterangan waktu. • Peserta didik mengidentifikasi pola kalimat yang digunakan dalam ungkapan Sapaan sesuai dengan keterangan waktu. <p>Menanya</p> <ul style="list-style-type: none"> • Peserta didik menggali informasi dengan



	<p>mengajukan pertanyaan mengenai hal-hal yang berhubungan dengan ungkapan Sapaan sesuai dengan keterangan waktu .</p> <ol style="list-style-type: none"> 1. What do you see in the picture? 2. What is the time in the picture? 3. What is 5. a.m. means? 4. What is 9 p.m. means? <p>Mengumpulkan Informasi</p> <ul style="list-style-type: none"> • Peserta didik mempelajari pola kalimat yang digunakan dalam ungkapan Sapaan sesuai dengan keterangan waktu. • Peserta didik mempelajari cara pengucapan, intonasi dan tekanan dalam ungkapan Sapaan sesuai dengan keterangan waktu. <p>Mengolah Informasi</p> <ul style="list-style-type: none"> • Peserta didik berlatih menggunakan pola kalimat yang digunakan dalam ungkapan Sapaan sesuai dengan keterangan waktu. • Peserta didik berlatih cara pengucapan, intonasi dan tekanan untuk menggunakan ungkapan Sapaan sesuai keterangan waktu. • Peserta didik mengisi table ungkapan sapaan sesuai dengan keterangan waktu
--	--



	<p>Mengomunikasikan</p> <ul style="list-style-type: none"> • Peserta didik bermain peran untuk menggunakan ungkapan Sapaan sesuai dengan keterangan waktu
<p>Kegiatan Penutup (60')</p>	<ul style="list-style-type: none"> • Mahasiswa peneliti memberikan pertanyaan untuk mengetahui apakah peserta didik sudah memahami topik ungkapan Sapaan sesuai dengan keterangan waktu. • Peserta didik diminta membuat kesimpulan pembelajaran pada pertemuan ini. • Peserta didik diberi tugas.

Pertemuan 3

<p>Pendahuluan (10')</p>	<ul style="list-style-type: none"> • Mahasiswa peneliti masuk ke kelas dan langsung menyapa peserta didik menggunakan bahasa inggris agar English Environment langsung tercipta di pertemuan pertama. • Mahasiswa peneliti menggunakan kalimat” <i>Good morning students</i>”. • Peserta didik merespon dengan menjawab kembali “<i>Good morning, Miss/ Ma’am</i>”. • Mahasiswa peneliti memeriksa kehadiran peserta didik.
--------------------------	---



	<ul style="list-style-type: none"> • Mahasiswa peneliti mengaitkan materi pembelajaran dengan pengalaman peserta didik atau pembelajaran sebelumnya • Mahasiswa peneliti menyampaikan tujuan pembelajaran. • Mahasiswa peneliti mendemonstrasikan sesuatu yang terkait dengan tema. • Mahasiswa peneliti menyampaikan kemampuan yang akan dicapai peserta didik. • Mahasiswa peneliti menyampaikan rencana kegiatan.
Kegiatan Inti (60')	<p>Mengamati</p> <ul style="list-style-type: none"> • Peserta didik mengamati beberapa gambar yang menunjukkan penggunaan ungkapan Pamitan • Peserta didik mempelajari contoh ungkapan Pamitan • Peserta didik mengidentifikasi pola kalimat yang digunakan dalam ungkapan Pamitan <p>Menanya</p> <ul style="list-style-type: none"> • Peserta didik menggali informasi dengan mengajukan pertanyaan mengenai hal-hal yang berhubungan dengan ungkapan Pamitan <p>Mengumpulkan Informasi</p>

	<ul style="list-style-type: none"> • Peserta didik mempelajari pola kalimat yang digunakan dalam ungkapan Pamitan • Peserta didik mempelajari cara pengucapan, intonasi dan tekanan dalam ungkapan Pamitan <p>Mengolah Informasi</p> <ul style="list-style-type: none"> • Peserta didik berlatih menggunakan pola kalimat yang digunakan dalam ungkapan Pamitan • Peserta didik berlatih cara pengucapan, intonasi dan tekanan dari ungkapan Pamitan <p>Mengomunikasikan</p> <ul style="list-style-type: none"> • Peserta didik bermain peran untuk menggunakan ungkapan Pamitan
Kegiatan Penutup (10')	<ul style="list-style-type: none"> • Mahasiswa peneliti memberikan pertanyaan untuk mengetahui apakah peserta didik sudah memahami topik ungkapan Pamitan. • Peserta didik diminta membuat kesimpulan pembelajaran pada pertemuan ini. • Peserta didik diberi tugas.

Pertemuan 4

Pendahuluan (10')	<ul style="list-style-type: none"> • Mahasiswa peneliti masuk ke kelas dan langsung menyapa peserta didik menggunakan bahasa Inggris
----------------------	---



	<p>agar English Environment langsung tercipta di pertemuan pertama.</p> <ul style="list-style-type: none"> • Mahasiswa peneliti menggunakan kalimat” <i>Good morning students</i>”. • Peserta didik merespon dengan menjawab kembali “<i>Good morning, Miss/ Ma’am</i>”. • Mahasiswa peneliti memeriksa kehadiran peserta didik. • Mahasiswa peneliti mengaitkan materi pembelajaran dengan pengalaman peserta didik atau pembelajaran sebelumnya • Mahasiswa peneliti menyampaikan tujuan pembelajaran. • Mahasiswa peneliti mendemonstrasikan sesuatu yang terkait dengan tema. • Mahasiswa peneliti menyampaikan kemampuan yang akan dicapai peserta didik. • Mahasiswa peneliti menyampaikan rencana kegiatan.
<p>Kegiatan</p> <p>Inti (60’)</p>	<p>Mengamati</p> <ul style="list-style-type: none"> • Peserta didik menyimak guru membawakan sebuah dialog yang menggunakan ungkapan Terima Kasih



	<ul style="list-style-type: none"> • Peserta didik mempelajari contoh ungkapan Terima Kasih • Peserta didik mengidentifikasi pola kalimat yang digunakan dalam ungkapan Terima Kasih <p>Menanya</p> <ul style="list-style-type: none"> • Peserta didik menggali informasi dengan mengajukan pertanyaan mengenai hal-hal yang berhubungan dengan ungkapan Terima Kasih <p>Mengumpulkan Informasi</p> <ul style="list-style-type: none"> • Peserta didik mempelajari pola kalimat yang digunakan dalam ungkapan Terima Kasih • Peserta didik mempelajari cara pengucapan, intonasi dan tekanan dalam ungkapan Terima Kasih <p>Mengolah Informasi</p> <ul style="list-style-type: none"> • Peserta didik berlatih menggunakan pola kalimat yang digunakan dalam ungkapan Terima Kasih • Peserta didik berlatih cara pengucapan, intonasi dan tekanan dari ungkapan Terima Kasih <p>Mengomunikasikan</p> <ul style="list-style-type: none"> • Peserta didik bermain peran untuk ungkapan Terima Kasih
Kegiatan	<ul style="list-style-type: none"> • Mahasiswa peneliti memberikan pertanyaan untuk



Penutup (10')	<p>mengetahui apakah peserta didik sudah memahami topik ungkapan Terima Kasih.</p> <ul style="list-style-type: none"> • Peserta didik diminta membuat kesimpulan pembelajaran pada pertemuan ini. • Peserta didik diberi tugas.
------------------	---

Pertemuan 5

Pendahuluan (10')	<ul style="list-style-type: none"> • Mahasiswa peneliti masuk ke kelas dan langsung menyapa peserta didik menggunakan bahasa inggris agar English Environment langsung tercipta di pertemuan pertama. • Mahasiswa peneliti menggunakan kalimat” <i>Good morning students</i>”. • Peserta didik merespon dengan menjawab kembali “<i>Good morning, Miss/ Ma’am</i>”. • Mahasiswa peneliti memeriksa kehadiran peserta didik. • Mahasiswa peneliti mengaitkan materi pembelajaran dengan pengalaman peserta didik atau pembelajaran sebelumnya • Mahasiswa peneliti menyampaikan tujuan pembelajaran.
----------------------	---



	<ul style="list-style-type: none"> • Mahasiswa peneliti mendemonstrasikan sesuatu yang terkait dengan tema. • Mahasiswa peneliti menyampaikan kemampuan yang akan dicapai peserta didik. • Mahasiswa peneliti menyampaikan rencana kegiatan.
Kegiatan Inti (60')	<p>Mengamati</p> <ul style="list-style-type: none"> • Peserta didik menyimak guru membawakan sebuah dialog yang menggunakan ungkapan Permohonan Maaf • Peserta didik mempelajari contoh ungkapan Permohonan Maaf • Peserta didik mengidentifikasi pola kalimat yang digunakan dalam ungkapan Permohonan Maaf <p>Menanya</p> <ul style="list-style-type: none"> • Peserta didik menggali informasi dengan mengajukan pertanyaan mengenai hal-hal yang berhubungan dengan ungkapan Permohonan Maaf <p>Mengumpulkan Informasi</p> <ul style="list-style-type: none"> • Peserta didik mempelajari pola kalimat yang digunakan dalam ungkapan Permohonan Maaf • Peserta didik mempelajari cara pengucapan, intonasi



	<p>dan tekanan dalam ungkapan Permohonan Maaf</p> <p>Mengolah Informasi</p> <ul style="list-style-type: none"> • Peserta didik berlatih menggunakan pola kalimat yang digunakan dalam ungkapan Permohonan Maaf • Peserta didik berlatih cara pengucapan, intonasi dan tekanan dari ungkapan Permohonan Maaf <p>Mengomunikasikan</p> <ul style="list-style-type: none"> • Peserta didik bermain peran untuk menggunakan ungkapan Permohonan Maaf
Kegiatan Penutup 10')	<ul style="list-style-type: none"> • Mahasiswa peneliti memberikan pertanyaan untuk mengetahui apakah peserta didik sudah memahami topik ungkapan Permohonan Maaf. • Peserta didik diminta membuat kesimpulan pembelajaran pada pertemuan ini. • Peserta didik diberi tugas.

F. PENILAIAN, PEMBELAJARAN REMEDIAL DAN PENGAYAAN


1. Teknik penilaian

- Sikap : Observasi
- Pengetahuan : Penugasan
- Keterampilan : Praktik




2. Instrumen penilaian

Kisi-Kisi dan Soal

NO	INDIKATOR	SOAL	TEHNIK/ BENTUK PENILAIAN
3..1	Mengidentifikasi fungsi sosial, struktur teks, dan unsur kebahasaan teks interaksi interpersonal lisan dan tulis yang melibatkan tindakan menyapa, berpamitan, mengucapkan terimakasih, dan meminta maaf, serta menanggapinya, sesuai dengan	<p><u>Tes Tulis 1</u></p> <p>Read the text and answer the questions below.</p>  <p>1. What is the text in the picture about?</p> <p>2. What is the text in the picture written for?</p> <p>3. What will you say if you meet your friend at 6.30 p.m?</p> <p>4. Mention 4 words to describe your feeling?</p>	Tes Tulis/Esei



	<p>konteks</p> <p>penggunaannya</p>	<p><u>Tes Tulis 2</u></p> <p>Read the text and answer the question below</p>  <ol style="list-style-type: none"> 1. What is the text in the picture about? 2. What is the text in the picture written for? 3. What will you say if you leave your friend? 4. Mention 4 expressions for leaving? 	
--	-------------------------------------	---	--




Tes Tulis 3

Read the text and answer the question below



1. What is the text in the picture about?
2. What is the text in the picture written for?
3. What will you say if your friend help carry your bag?
4. What will you say if your teacher give you a complement?



		<p><u>Tes Tulis 4</u></p> <p>Read the text and answer the question below</p>  <ol style="list-style-type: none"> 1. What is the text in the picture about? 2. What is the text in the picture written for? 3. What will you say to your teacher if you come late? 4. What will you say to your friend if you can't come to study group? 	
4.1	Menyusun teks interaksi interpersonal	<p>Write a short dialogue based on the situation below:</p> <ol style="list-style-type: none"> 1. You meet your friends 	Praktik menyusun teks interaksi

	<p>lisan dan tulis</p> <p>sangat pendek</p> <p>dan sederhana</p> <p>yang melibatkan</p> <p>tindakan</p> <p>menyapa,</p> <p>berpamitan,</p> <p>mengucapkan</p> <p>terimakasih, dan</p> <p>meminta maaf,</p> <p>dan</p> <p>menanggapinya</p> <p>dengan</p> <p>memperhatikan</p> <p>fungsi sosial,</p> <p>struktur teks,</p> <p>dan unsur</p> <p>kebahasaan</p> <p>yang benar dan</p> <p>sesuai konteks</p>	<p>on the way to school at</p> <p>6.30 a.m</p> <p>2. You broken your friend's</p> <p>pen</p> <p>3. Your friend treat you</p> <p>meatball</p> <p>4. You can come to football</p> <p>practice because you</p> <p>have to take care your</p> <p>brother at home.</p>	<p>interpersonal</p> <p>secara tulis</p>
		<p>Perform the dialogue above</p> <p>with your friend in front of</p> <p>the class</p>	<p>Praktik</p> <p>menyusun teks</p> <p>interaksi</p>



			interpersonal secara lisan
--	--	--	-------------------------------

3. Rubrik Penilaian dan Pedoman Penskoran

PENGETAHUAN:

TES TULIS

Nilai 2,5 : untuk setiap jawaban Benar pada bagian Essay

Nilai akhir : Total Skor 100

KETERAMPILAN:

a) Rubrik Penilaian Keterampilan (Praktik/Kinerja/Project)

KRITERIA	Deskripsi	Rentang Skor	Skor Perolehan
Mendeskripsikan secara lisan	Lancar mencapai fungsi sosial, struktur lengkap dan unsur kebahasaan sesuai	(89 – 100)	...
	Lancar dan kosa kata dan kalimat berkembang, serta ada transisi	(76-88)	...
	Sesekali melihat teks, kosa kata terbatas tapi lancar	(61-75)	...
	Membaca script, kosa kata terbatas, dan tidak lancar	(0-60)	...
	JUMLAH		...



Menulis Teks	Fungsi sosial tercapai, struktur dan unsur kebahasaan tepat	(89 – 100)	...
	Fungsi sosial tercapai, struktur tepat dan unsur kebahasaan kurang tepat	(76-88)	...
	Fungsi sosial tercapai, struktur dan unsur kebahasaan kurang tepat	(61-75)	...
	Fungsi sosial, Penggunaan kata, kalimat, dan struktur tidak sesuai	(0-60)	...
	JUMLAH		...

b) Rubrik Penilaian Tes Praktek Lisan Berbicara

No	Aspek yang Dinilai	Kriteria	Score
1	Pengucapan	Excellent	4
		Good	3
		Fair	2
		Poor	1
2	Intonasi	Excellent	4
		Good	3
		Fair	2
		Poor	1
3	Ketelitian	Excellent	4



		Good	3
		Fair	2
		Poor	1
4	Kelancaran	Excellent	4
		Good	3
		Fair	2
		Poor	1
5	Action	Excellent	4
		Good	3
		Fair	2
		Poor	1
		Total Score	20

G. PEMBELAJARAN REMEDIAL DAN PENGAYAAN

1. Pembelajaran remedial

Peserta didik yang belum mencapai KKM diberi kegiatan remedial dengan mendengarkan dan mempresentasikan lisan dan tulis dengan Teks interaksi interpersonal : sapaan, pamitan, ucapan terimakasih, dan permintaan maaf, serta tanggapannya.

2. Pembelajaran pengayaan

Peserta didik yang memperoleh nilai diatas KKM diberi pengayaan dengan mengerjakan latihan mengenai ungkapan Teks interaksi



interpersonal : sapaan, pamitan, ucapan terimakasih, dan permintaan maaf

H. MEDIA DAN SUMBER BELAJAR

1. Media : White Board, Spidol
2. Bahan : Smiley Picture, Flip Chart, Students' Work Sheet
3. Sumber :- Buku When English Rings A Bell halaman
- English Dictionary

BolaAserae, 10 Juli 2017

Mahasiswa Penelitian

Samsibar

NIM: 20400113057

Mengetahui:

Guru Bahasa Inggris

Kepala Madrasah

Nur Khalifah, S.PdI
NIP/NIK:

KM. Mahyuddin, S. Pd. I
NIP/NIK:



APPENDIX VIII

Research Instrument

1. Pre-test

Make a dialogues with your classmate based on the situation below!

- A:** Greet your friend.
- B:** Give response to.
- A:** Ask his/her feeling today.
- B:** Give response to his/her asking and in turn. Ask his/her own feeling.
- A:** Ask your friend to hold your bag because you want to tie up your loosen shoe lace.
- B:** Give suitable response of his/her asking.
- A:** Thank him/her for helping you.
- B:** Give suitable to it.
- A:** Ask apology for bothering him/her.
- B:** Give suitable response to it.
- A:** Say goodbye to him/her because you have to enter your class.

UNIVERSITAS ISLAM NEGERI

ALAUDDIN
M A K A S S A R

2. Post-test

Make a dialogues with your classmate based on the situation below!

- A:** Greet your friend.
- B:** Give response to.
- A:** Ask his/her feeling today.
- B:** Give response to his/her asking and in turn. Ask his/her own feeling.
- A:** Ask your friend to hold your bag because you want to go to the toilet.
- B:** Give suitable response of his/her asking.
- A:** Thank him/her for helping you.
- B:** Give suitable to it.
- A:** Ask apology for bothering him/her.
- B:** Give suitable response to it.
- A:** Say goodbye to him/her because you have to enter your class.

DENAH KELAS VII

PAPAN TULIS

P
-
N
T
U

MEJA

GURU

SISIWI SISWI

SISIWI SISWI

SISWA SISWA

SISIWA SISWA

SISIWI SISWI

SISIWI SISWI

SISWA SISWA

SISWA SISWA

SISIWI SISWI

SISIWI SISWI

SISWA SISWA

SISWA SISWA

SISIWI SISWI

SISIWI SISWI

SISWA SISWA

SISWA SISWA

SISIWI SISWI

SISIWI SISWI

SISWA SISWA

SISWA SISWA



MTs AS'ADYAH No. 49 BOLA ASERAE

TAHUN PELAJARAN 2017/2018

Jl. Masjid Hilaluddin Bola - Aserae

(90953)

SURAT KETERANGAN

Nomor: 20/410/AS/C/MTs-49

Yang bertanda tangan di bawah ini:

Nama : KM. MAHYUDDIN, S. Pd.I
Peg. ID : 40319193188001
Jabatan : Kepala Sekolah
Unit Kerja : MTs. As'adiyah No.49 Bola Aserae- Belawa
Alamat : Jln. Masjid Hilaluddin Bola Aserae

Dengan ini menerangkan bahwa:

Nama : Samsibar
Tempat/ Tgl. Lahir : Wattang, 12 Desember 1995
NIM : 20400113057
Semester : VIII (Delapan)
Jurusan : Pendidikan Bahasa Inggris
Fakultas : Tarbiyah dan Keguruan

Menyatakan dengan sebenar-benarnya bahwa nama tersebut diatas telah melaksanakan Riset/ Penelitian di MTs. As'adiyah No.49 Bola Aserae- Belawa, dari tanggal 10 Juli sampai 21 Agustus 2017 dengan judul Skripsi "*The Effectiveness of Role Play Method toward the Students' Motivation in English Conversation at the First Grade in MTs No. 49 Bola Aserae -Belawa*".

Demikian surat keterangan ini dibuat untuk dapat dipergunakan sebagaimana mestinya.

Bola Aserae, 22 Agustus 2017



DOKUMENTASI GEDUNG MTs BOLA ASERAE

GERBANG MASUK



PINTU MASUK



RUANG KEPSEK



TOILET



RUANG GURU



RUANG KESENIAN



RUANG BELAJAR



LAPANGAN



KANTIN



MESJID HILALUDDIN



ALAUDDIN
M A K A S S A R

DOKUMENTASI PRE-TEST KELAS VII



DOKUMENTASI TREATMENT KELAS VII



DOKUMENTASI POST-TEST KELAS VII



DOKUMENTASI TREATMENT KELAS VII



PROFIL MTS. NO. 49 BOLA ASERAE –BELAWA

Jl. Masjid Hilaluddin Bola - Aserae

(90953)

1. PROFIL SEKOLAH

Nama Sekolah : MTs. As'adiyah No. 49 Bola Aserae –Belawa

Alamat : Jl. Masjid Hilaluddin Bola - Aserae

a. Kecamatan : Belawa

b. Kabupaten : Wajo

c. Provinsi : Sulawesi Selatan

Telepon/ Fax : -

Jenjang Akreditasi : B

Tahun beroperasi : 2011

Kepemilikan Tanah :

a. Status Tanah : Milik Sendiri

b. Luas Tanah :

Status Bangunan :

a. Surat Izin Bangunan :

b. Luas Seluruh Bangunan :

Data siswa – siswi 4 (Empat) tahun terakhir

Tahun pelajaran	Jumlah siswa kelas VII	Jumlah siswa kelas VIII	Jumlah siswa kelas IX	Jumlah siswa kelas VII, VIII,IX
2013 / 2014	15	20	25	60
2014 / 2015	15	15	20	50
2015 / 2016	13	15	15	43

2016 / 2017	26	32	15	73
2017 / 2018	25	26	32	83

2. DATA RUANG

a. Data Ruang Kelas

Jumlah Ruang Kelas			Ukuran Ruang Kelas		
VII	VIII	IX	VII	VIII	IX
1	1	1	7 x 9	7 x 9	7 x 9

b. Data Ruang Belajar Lainnya

Jenis Ruang	Jumlah	Ukuran (M2)
1. Perpustakaan	1	5 x 6
2. Ruang Keterampilan	1	2 x 3
3. Lab. Komputer	1	4 x 4

c. Data Ruang Penunjang

Jenis Ruang	Jumlah	Ukuran (M2)
1. Ruang Kepala Sekolah	1	2 x 3
2. Ruang Guru	1	4 x 4
3. Ruang TU / Administrasi	1	3 x 3
4. Aula / Serbaguna	1	16 x 7
5. Masjid	1	
6. Ruang Osis	1	1 x 3
7. Ruang UKS	1	2 x 3

8. Toilet Siswa	2	2 x 3
9. Kantin	1	3 x 3

d. Data Guru

Jenis Guru dan Staff	Jumlah	Keterangan
1. Guru PNS	6	Tidak Tetap
2. Guru Non PNS	12	Tetap
3. Staff Tata Usaha	1	Tetap

Ketua Komite

MUSA H., S. Pd

Makassar, 22 Juli 2017

Mengetahui,

Kepala Sekolah

KM. MAHYUDDIN, S. Pd.I

UNIVERSITAS ISLAM NEGERI
ALAUDDIN
 M A K A S S A R

CURRICULUM VITAE



Samsibar was born on December, 12th 1995 in Wattang, South Sulawesi. She was the eleventh child from the marriage of her parents, H. M. Nori and Hj. Mintang. She has seven brothers and three sisters.

She began her Elementary School at MI As'adiyah No. 1 Puteri Belawa, and graduated in 2007. After that, she continued his study to Junior High School at MTs As'adiyah No. 6 Belawa, and graduated in 2010. After finishing, she continued his study at MAN Wajo and graduated in 2013, at the same year she entered to the S1 Program of English Education Department of Tarbiyah and Teaching Science Faculty at UIN Alauddin Makassar. Email: samsibaranti@gmail.com, Phone: 082 393 361 008.

UNIVERSITAS ISLAM NEGERI
ALAUDDIN
M A K A S S A R