


**USING STORY COMPLETION IN TEACHING SPEAKING TO
THE SECOND GRADE STUDENTS OF
SMAN 6 SOPPENG**



A Thesis

*Submitted in Partial Fulfillment of the Requirement for the Degree of
Sarjana Pendidikan in English Education Department of
Tarbiyah and Teaching Science Faculty of
UIN Alauddin Makassar*

By
ALAUDDIN
M. A. RAHMAWANA

Reg. Number 20400113129

**ENGLISH EDUCATION DEPARTMENT
TARBIYAH AND TEACHING SCIENCE FACULTY
ALAUDDIN STATE ISLAMIC UNIVERSITY OF MAKASSAR
2017**

PERNYATAAN KEASLIAN SKRIPSI

Mahasiswi yang bertanda tangan di bawah ini:

Nama : Rahmawana
NIM : 20400113129
Tempat/Tgl.Lahir : Madining, 7 April 1994
Jur/ Prodi/ Konsentrasi : Pendidikan Bahasa Inggris
Fakultas/ Program : Tarbiyah and Keguruan/ S1
Alamat : Jl. Mustafa Dg, Bunga VI Romang Polong, Gowa
Judul : Using Story Completion in Teaching Speaking Skill to The Second Grade Students of Senior High School in SMAN 6 SOPPENG

menyatakan dengan sesungguhnya dan penuh kesadaran bahwa skripsi ini adalah hasil karya penulis. Jika di kemudian hari terbukti bahwa ia merupakan duplikat, tiruan, plagiat, atau dibuat orang lain, sebagian atau seluruhnya, maka skripsi dan gelar yang diperoleh karenanya batal demi hukum.

Makassar, 20 Nopember 2017

Penyusun,



Rahmawana

NIM. 20400113129

PERSETUJUAN PEMBIMBING

Pembimbing penulisan skripsi saudara **Rahmawana** NIM. 20400113129, mahasiswi Jurusan Pendidikan Bahasa Inggris pada Fakultas Tarbiyah dan Keguruan UIN Alauddin Makassar, setelah dengan seksama meneliti dan mengoreksi skripsi yang bersangkutan dengan judul **“Using Story Completion in Teaching Speaking to The Second Grade Students of SMAN 6 SOPPENG”**, memandang bahwa skripsi tersebut telah memenuhi syarat-syarat ilmiah dan dapat disetujui untuk diajukan ke sidang munaqasyah.

Demikian persetujuan ini diberikan untuk dipergunakan dan diproses selanjutnya.



Makassar, 08 Nopember 2017

Pembimbing I

Dr. H. Abd. Muis Said, M.Ed.TESOL
NIP. 196512311990031024

Pembimbing II

Dr. H. Muh. Rusdi T., M.Ag.
NIP. 19661215 194303 1 006

PENGESAHAN SKRIPSI

Skripsi yang berjudul, " **Using Story Completion in Teaching Speaking to The Second Grade Students of SMAN 6 SOPPENG**", yang disusun oleh **Rahmawana, NIM: 20400113129**, Mahasiswa Jurusan Pendidikan Bahasa Inggris pada Fakultas Tarbiyah dan Keguruan UIN Alauddin Makassar, telah diuji dan dipertahankan dalam sidang munaqasyah yang diselenggarakan pada hari Senin, tanggal **20 Nopember 2017** yang bertepatan dengan tanggal **1 Rabiul Awal 1439 H** dan dinyatakan telah dapat diterima sebagai salah satu syarat untuk memperoleh gelar Sarjana Pendidikan (S.Pd.) pada Fakultas Tarbiyah dan Keguruan, Jurusan Pendidikan Bahasa Inggris dengan beberapa perbaikan.



Samata – Gowa, 20 Nopember 2017 M
1 Rabiul Awal 1439 H

DEWAN PENGUJI

(SK. Dekan No. 2752 Tertanggal 16 Nopember Tahun 2017)

Ketua	: Sitti Nurpahmi, S.Pd., M.Pd.	
Sekretaris	: Dr. Sitti Aisyah Chalik, S.Ag., M.Pd.	
Munaqisy I	: Dr. H. Wayuddin Naro, M.Hum.	
Munaqisy II	: Muhammad Rusydi Rasyid, S.Ag., M.Ag., M.Ed.	
Pembimbing I	: Dr. H. Abd. Muis Said, M.Ed. TESOL.	
Pembimbing II	: Dr. H. Muh. Rusdi T., M.Ag.	

Diketahui oleh:
Dekan Fakultas Tarbiyah dan Keguruan
| UIN Alauddin Makassar, 


| Dr. H. Muhammad Amri, Lc., M.Ag. 
NIP. 19730120 200312 1 001

ACKNOWLEDGEMENT



Alhamdulillah Robbil Alamin. The researcher express her highest gratitude to the almighty Allah swt, who has given her blessing, mercy, health, and inspiration to complete this thesis. Salam and Shalawat are due to the highly chosen Prophet Muhammad saw., her families and followers until the end of the world.

Further, the researcher also expresses sincerely unlimited thanks and big affection to her beloved parents **Abdul Rahman and Asirah** for their prayer, financial, motivation and sacrificed for her success, and their love sincerely and purely without time.

The researcher also considers that in writing this thesis, many people have also contributed their valuable guidance, assistance, and advices for her completion of this thesis. They are:

1. **Prof. Dr. Musafir Pababbari, M.Si.**, as the Rector of Alauddin State Islamic University of Makassar.
2. **Dr. H. Muhammad Amri, Lc., M.Ag.**, the Dean of Tarbiyah and Teaching Science Faculty of UIN Alauddin Makassar.
3. **Dr. Kamsinah, M.Pd.I** and **Sitti Nurpahmi, S. Pd., M. Pd** as the Head and Secretary of English Education Department of Tarbiyah and Teaching Science Faculty of UIN Makassar.
4. **Dr. H. Abd. Muis Said, M.Ed.TESOL** as the first consultant and **Dr. H. Muh. Rusdi T., M.Ag.** as the second consultant who have given their

really valuable time, patience, supported, assistance, advices and guided the researcher during this writing.

5. The most profound thanks delivered to all the lecturers of English Education Department and all the staffs of Tarbiyah and Teaching Sciences faculty at Alauddin State Islamic University of Makassar for their multitude of lesson, lending a hand, support and guidance during the researchers' studies.
6. Many thanks to the headmaster of SMAN 6 Soppeng **Drs. RAHMAT, M. Si** for the opportunity to do the research in his school.
7. English teacher of SMAN 6 Soppeng **Hj. Majdah S.Pd.,M.Pd** for her time, guidance, and advice during the research.
8. Thanks to all the teachers and all the staffs of SMA Negeri 6 Soppeng for the guidance and helps.
9. Thanks to all the second grade students of office administration department (**XI IPA 1** and **XI IPA 2**) of SMA Negeri 6 Soppeng in academic year 2017/2018 who gave their time so willingly to participate in this research.
10. The researcher's lovely sisters, **Rahmania** and **Rahmatullah, S.Pd**, who always supports, motivates, helps the researcher.
11. The researcher's lovely friends **Asriani, S.E, Suardianto, S.H, Dwi Reski Novianti, Amd. Kep, A. Iswatun Hasanah, S.Pd, Syaiful, Hermiati S, Mirnawati, Muhammad Akhyar, Andi ArmanArdiansyah, Najamuddin** for their support and solidarity

12. Special thanks to researcher's beloved classmates in **PBI 7** and **PBI 8** and all my friends in **PBI 2013** who could not be mentioned here. Thanks for sincere friendship and assistance during the writing of this thesis
13. All of the people around the researcher's life whom could not mention one by one by researcher who has given a big inspiration, motivation, spirit, do'a for her.

The researcher realizes that the writing of this thesis is far from perfect. Remaining errors are the researcher's own; therefore, constructive criticisms and suggestions will be highly appreciated. May all the efforts are blessed by Allah swt., Aamiin.

Makassar, 20 Nopember 2017

Penyusun



Rahmawana

NIM. 20400113129



UNIVERSITAS ISLAM NEGERI
ALAUDDIN
M A K A S S A R

LIST OF CONTENTS

	Page
TITLE PAGE	i
PERNYATAAN KEASLIAN SKRIPSI.....	ii
PERSETUJUAN PEMBIMBING.....	iii
PENGESAHAN SKRIPSI.....	iv
ACKNOWLEDGMENTS	v
LIST OF CONTENTS	viii
LIST OF FIGURE.....	x
LIST OF TABLES	xi
LIST OF APPENDICES.....	xii
ABSTRACT	xiii
CHAPTER I. INTRODUCTION	
A. Background	1
B. Research Problem.....	3
C. Research Objective.....	3
D. Research Significance	3
E. Research Scope	4
F. Operational Definition of Terms	5
CHAPTER II. REVIEW OF RELATED LITERATURE	
A. Some Previews Related Research Findings	6
B. Some Pertinent Ideas	8
C. Conceptual Framework	18
D. Hypothesis	19
CHAPTER III RESEARCH METHOD	
A. Research Design	21

B. Research Variable	22
C. Population and Sample	22
D. Research Instrument	23
E. Data of Collecting Procedure	23
F. Technique of Data Analysis	24

CHAPTER IV FINDINGS AND DISCUSSIONS

A. Findings	31
B. Discussion	37


CHAPTER V CONCLUSIONS AND SUGGESTIONS

A. Conclusion	39
B. Suggestion	40

BIBLIOGRAPHY

APPENDICES

CURRUCULUM VITAE



LIST OF FIGURE

	page
Figure 1 Research Design	21



LIST OF TABLES

	pages
Table 1 The distribution of frequency and percentage score of experimental class score in pre-test	32
Table 2 The distribution of frequency and percentage score of control class score in pre-test.....	32
Table 3 The distribution of frequency and percentage score of experimental class score in post-test	33
Table 4 The distribution of frequency and percentage score of control class score in post-test	34
Table 5 The mean score and standard deviation of experimental class and control class in Pre-test and Post-Test	35
Table 6 Distribution the value of t-test and t-table	36



LIST OF APPENDICES

- Appendix A The Row Score of the Students' Pre-test and Post-test in Experimental Class
- Appendix B The Row Score of the Students' Pre-test and Post-test in Control Class
- Appendix C The mean score of Experimental Class and Control Class
- Appendix D Standard Deviation of Experimental Class and Control Class
- Appendix E The significant Different
- Appendix F Distribution of t-Table
- Appendix G Lesson Plan
- Appendix H Research Instrument
- Appendix I Documentation



ABSTRACT

Name : Rahmawana
Reg. Number : 20400113129
Department/faculty : English Education/Tarbiyah and Teaching Science
Title : *Using Story Completion in Teaching Speaking to The Second Grade Students of SMAN 6 SOPPENG*
Consultant I : Dr. H. Abd. Muis Said, M.Ed.TESOL.
Consultant II : Dr. H. Muh. Rusdi T., M.Ag.

This research aimed to determine the use of story completion technique in improving students' speaking skill at the second grade students of SMAN 6 Soppeng. The independent variable of this research was Story Completion Technique and the dependent variable was students' speaking skill.

The population of this research was the second grade students of SMAN 6 SOPPENG which consist of 170 students. The sample of the research consisted of 42 students which were taken by using purposive sampling technique, 21 students from XI IPA 2 as experimental class and 21 students from XI IPA 1 as control class.

The instrument used of this research was test. The test was used in the pre-test and post-test. The data indicated that, there was a significant difference between the students' pre-test and post-test in the experimental class and pretest and post-test in the control class. The mean score of the students' pre-test of experimental group was (2,88) with standard deviation was (0,79) and the mean score on the post-test was (4,21) with standard deviation was (0,94) in the experimental class was higher than mean score of pre-test (3,28) with standard deviation was (0,76) and the mean score of the post-test was (3,47) with standard deviation was (0,48). From the t-test, the researcher found that, the value of the t-test (4.11) was higher than the t-table (2.021) at the level of significant 0.05 with degree of freedom (df) = 40.

The result of the t-test also shown that, the use of Story Completion as technique in teaching speaking was effective in improving the students' speaking ability because the t-test, 4.11, was higher than t-table, 2.021 ($4.11 > 2.021$).

Based on the finding and discussion of the research, the researcher drew a conclusion that, the use of story completion is effective to improve the students' speaking ability in the second year students at SMAN 6 SOPPENG.

CHAPTER I

INTRODUCTION

A. *Background*

Speaking is one of the important skill in language because speaking is an activity used by the people to communicate with other. According to Bailey and Savage (1994) stated that, speaking in a second or foreign language has often been viewed as the most demanding of the four skills yet for many peoples. Speaking is seen as the central skill. The desire to communicate with others, often face to face and real time, drives us to attempt to speak fluently and correctly. In the learning process speaking is one of the skill that student have to do. Therefore communication or speaking is the goal of English language teaching is to develop student ability in using English.

Hornby (1995) stated that, speaking as the skill that the students will be judged upon most in real-life situations. It is an important part of everyday interaction and most often the first impression of a person is based on his/her ability to speak fluently and comprehensively.

There are two factors that increase students' speaking skill, those are internal and external factors. Internal factors comes from the students', such as motivation, confident as well as background knowledge. In external factors comes from the teacher, such as method and environment. Up to now, most of the students still have difficulties in learning speaking. They always think speaking English is hard work and not enjoyable. So that, when the teachers ask them for

practicing speaking in the class, they did not brave enough to speak up, especially in front of the class. Sometimes, they also feel anxious and less confident about their speaking, pronunciation, or grammar.

Based on the researcher interview with the English teacher of SMAN 6 SOPPENG on May 14th 2016 in Limpongmajang , it can be reported that, the teacher still found several problems in teaching speaking. Firstly, the students still face the difficulties to speak fluently in front of many peoples. Besides that, they were also afraid to speak English in front of many peoples. They were worried to make some mistakes in grammar, and then they suddenly stopped speaking due to lack of vocabulary. It was because they seldom use English to communicate with their friends. Secondly, the teacher still used limited number of technique to teach students' speaking in teaching. The teacher often used drama technique to teach. Therefore, the teacher really needed some information about new techniques for teaching speaking.

To cope with the problems, the teacher should find the technique or method to overcome the students' speaking problem. One of recommended technique is Story Completion. This technique very enjoyable, fun and make the students more active in the learning process.

Referring to some previous explanations above, the researcher expect to used this technique, the students will be more motivated to speak if that related with the hot issue. The researcher wants to conduct a research entitled ***“Using***

Story Completion in Teaching Speaking to The Second Grade Students of SMAN 6 SOPPENG”

B. Research Problem

Based on the previous background, the researcher states that the problem statement of this research is “To what extent can story completion technique increase students’ speaking skill at Second Grade Students of SMAN 6 SOPPENG?”

C. Research Objective

The specific objective of the research is “To find out can story completion increase students’ speaking skill at Second Grade Students of SMAN 6 SOPPENG”

D. Research Significance

The result of this experimental class is really expected to take care some significances to teaching and learning speaking as follows:

1. Theoretical significance

Some previous researcher had already proved that, story completion in general is good to be applied in English class to increase the students’ achievement in speaking skill and to simulate the students’ to be active in the class. So that way, the researcher may use one of the technique named Story Completion Technique.

2. Practical significances

a. Significances for the students

Through this technique, the researcher expect that all of students are able to speak English. Futhermore, this technique can make all of the student actively in mastering the material because they will speak one by one and help one another to complete the goals.

b. Significances for the lectures/teachers

This research is expected to help the lectures guiding their students' speaking skill in general and their students' interpersonal speaking competence in particular. The researcher also expect this research's result can give positive contributions for all of the teachers/lectures in the class. The lectures can be easily control their students; and achieve the goals effectively.

E. *Research Scope*

This research is limited on the use of story completion at the Second Grade Students in SMAN 6 SOPPENG to improve speaking skill of the students. It is focused on the students' speaking skill and In this research, the researcher focused on two criterias. The speaking criteria chosen for this research are fluency and comprehensibility.

F. *Operational Definition of terms*


This section, the researcher would like to give the operational definitions of topic as follows:

1. Speaking

Speaking is one of the skills in English teaching, and process between speaker and listener that use to communicate to each other and giving information, Speaking not only production of sounds but the use of indeed of the whole body, the use of gesture and so on.

2. Story Completion

Story completion is one of the techniques that use to teaching speaking a. where the students have to complete the story systematically.



CHAPTER II

LITERATURE REVIEW

This section presents the review of related literature dealing with some related research findings and some pertinent ideas.

A. Some Previous Related Research Findings

This chapter presents the literature review which deals with the previous related research findings and pertinent ideas. Many researchers have reported their research about speaking and story completion. Some of the findings of related research are presented in the following section.

a). Findings about Story Completion

Arisca (2015) *Improving Students' Vocabulary Mastery Story Completion Technique in Speaking Activity at SMPN 2 Kotagajah*. the researcher concludes that, there was a significant improvement of the students' vocabulary mastery from the pretest and posttest after they were taught by using Story Completion. In this research, the highest improvements of the students' vocabulary mastery were in verb achievement.

Sukma (2015) *The Effect of Using Story Completion Toward Eight Grade Student's Speaking Ability of SMP N 1 Mumbulsari Jember in the 2014/2015 Academic Year*. The researcher found that, there was a significant effect of using story completion toward eight grade students' speaking ability of SMP 1 Mumbulsari

in the 2014/2015 academic year, where the students had a great enthusiasm to learn and can make the students easily to describing a story well on speaking ability.

b). Findings about Speaking

Some researchers have already explored their research about improving students' speaking ability through some teaching ways and learning procedural text. There were some researchers will be presented below :

Samad, M. (2014), *Improving The Students Speaking Ability in Organizing Ideas by Using Cue At MTsN Model Makassar*. The result of the researcher concluded that students' speaking ability in producing imperative sentence at the students of MTsN Model Makassar tend to be improved after using cue cards in learning and teaching process. She added that, the students' also enthusiasm toward the use of cue card in learning process.

Nurdiana, A. (2014), *Enhancing Students' Speaking Comprehension Through Whole Brain Teaching at PIBA Students Of Islamic State University Alauddin Makassar*. The researcher concluded that, whole brain teaching strategy can enhanced students' speaking comprehension after giving treatment for two cycles, it can be proved from the increasing data significantly.

Syahrir, M. (2014), *Improving The Students' Speaking Ability by Using Biography in Picture at The Second Year of Islamic Boarding School MA As'Adiyah Putra Pusat Sengkang*. The researcher concluded that, the students' speaking ability

in producing question at the second year of Islamic Boarding School MA As'Adiyah Putra Pusat Sengkang tend to be improved after applying Biography in pictures. Applying Biography in pictures can improve the students' speaking ability in producing question. It proved from the result of the test improve in every cycle, and also the students' passion, motivation and enthusiasm in learning process.

From the explanation above, it can be said that, the previous related findings above were in line each other, where the teacher have to be more sensitive to find the interest of students' in learning English, moreover for the speaking skill.

The differents of the previos findings with the research of the researcher were, the previous findings using Story Completion in Vocabulary, Speaking with the different techniques, different Subject and the researcher findings focus on speaking skill in fluency and comprehensibility, different subject, technique and design.

By considering the previous related findings above, the researcher was interested in *Using Story Completion in Teaching Speaking Skill at Second Grade Students of Senior High School in SMAN 6 SOPPENG.*

B. Some pertinent ideas

1. The Concept of Speaking

a. Definition of Speaking

Speaking is known as oral skill that plays necessary role in human interaction and communication. Learning to speaking is considered more difficult by

students than learning to understand the spoken language. Speaking ability is important process of language leaning. When the people communicate their ideas, minds and feeling to the other to deal so far with the concept of oral skills.

There are some definitions given by linguists and in the following :

- 1) Widdowson (1978:58) “speaking is active or productive and makes use of the aural medium. If people think of speaking in term of use, however, the situation was rather different. To begin with an act of communication trough speaking was commonly performed in face to face interaction and occurs as part of dialogue or other form of verbal exchange”.
- 2) Byrne in Muhtar (2014) says that, oral communication is a process between speakers and listeners, involving the productive skill o speaking and the receptive skill o understanding. Both the speakers and the listeners have positive function to perform. The speakers has encode the message to be conveyed and appropriate language while the listeners (no less actively has to decode or interpret) the massage.
- 3) Brown (2001) speaking is an interactive process of constructing that involves producing and receiving information, its forms and meaning are dependent on the context in which it occurs, including the participants themselves, their collective experiences, the physical environment , and the purposes for speaking, it is often spontaneous, open-ended an involving.

- 4) Bahar (2013) speaking is the act of saying something orally in which the act is built by a language system containing grammar, vocabulary, pronunciations as well as cultural awareness in a spoken discourse.
- 5) Fulcher (2003) Speaking is the verbal of language to communicate with others. Its function is to convey message which lies in structure and meaning of all languages, whether it is written or spoken.
- 6) Another definition is from Harmer (1991) who states that, when two people talked to each other, it means that, speaker makes a define decision to address someone. Speaking forced on him in some way probably but still can that they want or intend to speak or he will keep silent. He has some communicative purposes namely speaker say things because they want something to happen of what they say. He select from his language store. The teacher has an alternative capacity to create new sentence if he is a native speaker.

Therefore, in formal environment between teachers and students have to always interact to make communication. Because in the fact, most of our daily communication remain interactional. It can interest in language was essential. Therefore, language instruction should provide learners with opportunities for meaningful communicative behavior about relevant topic by using interaction as the key to teach language for communication because communication derives essentially from interaction.

b. Kinds of speaking

Speaking is commonly divided into two kinds. Manser in Juniati (2014) points out kinds of speaking. They are speaking performance and speaking competency.

a. Speaking performance

Manser in Juniati (2014) states that, performance is the person's process or manner of play. Therefore, people may concluded that, speaking performance is the doing of speaking. It involves the way where someone communicates the formations, ideas and opinions to other one.

b. Speaking competency

Manser in Juniati (2014) states that, competency is having the ability, skill, and knowledge to do something. Then through this basic definition, people may concluded that, speaking competency is in which someone has capable, adroit and knowledge to speak skillfully.

c. The element of Speaking

In speaking, speakers are not only expected that they can speak and communicate with others but also they must understand the elements involved in English speaking particularly. Harris in Amri (2013) states here as follows :

a. Pronunciation

Many students study English speaking decided that, English is difficult to learn. Especially pronunciation, most of the student are lazy to learn it. So, commonly when the students speak, the teacher is difficult to understand what they are saying. it means that student have low understanding about pronunciation.

Pronunciation is ant or result of producing the sound speech including articulation, vowel formation accent and style. The concept of “pronunciation or the sound of the language” may be said to include :

1). Pitch

Pitch is a way to show the speakers mood. Most of the people have a pitch range that normally sign of tension or emotion, for example, the pitch of the speakers voices may change dramatically. We often speak at a higher pitch that usual we are frightened or exited. But, sometimes when we are tired, bored, or down our pitch may be lower than normal.

2). Intonation

Intonation is really important in communicating in order to know what the speakers means. Intonation tells the listeners what someone means and how they fell about it. Indeed, to recognize the difference between making a statement and asking a question.

3). Sound and spelling

Sound and spelling is two cases which are really needed in speaking skill. Both of them use to help a listener accept the message from the speaker easily.

4). Stress

Stress is the term use to describe the point in a word or phrase. Stress is vitally important in conveying meaning of words, phrase and sentences.

b. Vocabulary

Good in Siska (2014) defines vocabulary as content and function words of language which are learned so thoroughly so that become part of child's understanding, speaking, and later reading and writing vocabulary.

c. Grammar

According to Oxford Dictionary (2011), Grammar is rules of forming words and making sentences.

d. Comprehensibility

According to Kiftiah (2014) said that, comprehensibility is a ability to understand, know or get the speakers' point (message) to other or partner.

e. Fluency

According to Hornby in Kiftiah (2014) states that, fluency is the quality or condition of being fluent.

d. Principle of Teaching Speaking

Brown in Amiqah (2014) classify as the principle for designing speaking techniques, they are :

- 1). Technique should cover the spectrum of learners' need, from language-based on accuracy to message-based on interaction, meaning and fluency.
- 2). Techniques should be intrinsically motivating.
- 3). Techniques should encourage the use of authentic language in meaningful context.
- 4). Provide appropriate feedback and correction.
- 5). Take advantage for your knowledge of English to inject the kinds of corrective feedback that are appropriate for the moment.
- 6). Capitalize on natural link between speaking and listening. Many active technique that involve speaking will also of course including listening.
- 7). Give student opportunity to imitate oral communication.

Principle of teaching speaking have to notice by teacher in order to make students comfortable and motivate in learning. Teacher also have to give students' opportunity to imitate and practice more talk.

The important point of speaking was something as message that one received information from someone and message sent be verbal and non-verbal language. However, generally people used verbal language to communicate whether face or not.

e. The characteristic successful of speaking.

According to Penny Ur in Juniati (2014), there are some characteristics of speaker when their knowledge is used in speaking activities. They involve :

- a. Learner talks a lot. As much as possible, the period of the time allotted to the activity is in fact accepted by learner talk. This way seems obvious about often most time is taken up by teachers' talk.
- b. Participation is even. Classroom discussion is not dominated by minority of talkative participants, they all get a chance to speak, and contribution is fairly and evenly distributed.
- c. Motivation is high. Learners are able to speak, because they are interested in the topic and have something new to say about it, or because they want to contribute to achieve task objective.
- d. Language is of an acceptable level. Learners express themselves in utterances that are relevant easily comprehensible to each other, and of an acceptable level of language accuracy

2. The concept of Story Completion Technique

a. Story completion

Story completion is one of the techniques that use to improve students speaking skill. According to Kayi (2006) said Story completion is a very enjoyable, whole-class, free-speaking activities for which students sit in a circle. For this activity, a teacher starts to tell a story, but after a few sentences he or she stops narrating. Then, each student starts to narrate from the point where the previous one stopped. Each student is supposed to add from four to ten sentences. Students can add new characters, events, descriptions and so on.

According Ghiabi (2014) this technique helps students' speaking skills improving. In this type of teaching students creativity also improve; in contrast to story retelling, in this technique students must use vocabulary of their own. This is an open task and it is students who manage the story and try to complete it. There are a number of ways in which story completion can enhance intercultural understanding and communication. Stories can:

- a) Allow students to explore their own cultural roots
- b) Allow students to experience diverse cultures
- c) Enable students to empathize with unfamiliar people/places/situations
- d) Offer insights into different traditions and values
- e) Help students understand how wisdom is common to all peoples/all cultures

- f) Offer insights into universal life experiences
 - g) Help students consider new ideas
 - h) Reveal differences and commonalities of cultures around the world
- C. There are other benefits of story completion.

According to Ghiabi there are benefits of story completion, such as:

- a) Stories promote a feeling of well-being and relaxation.
- b) Increase children's willingness to communicate thoughts and feelings.
- c) Encourage active participation.
- d) Increase verbal proficiency.
- e) Encourage use of imagination and creativity.
- f) Encourage cooperation between students.
- g) And enhance listening skills.

There are some advantages of using story completion technique in teaching speaking. According to O'Malley and Pierce in Ghiabi (2014) said story completion gives students an opportunity to speak at length, if they can, without teacher interruption in an informal setting. Teacher can ask students to tell a story as if they were telling it to someone who is not familiar with it. According to O'Malley and Pierce in Ghiabi (2014) said that, story/text completion has many advantages. There is:

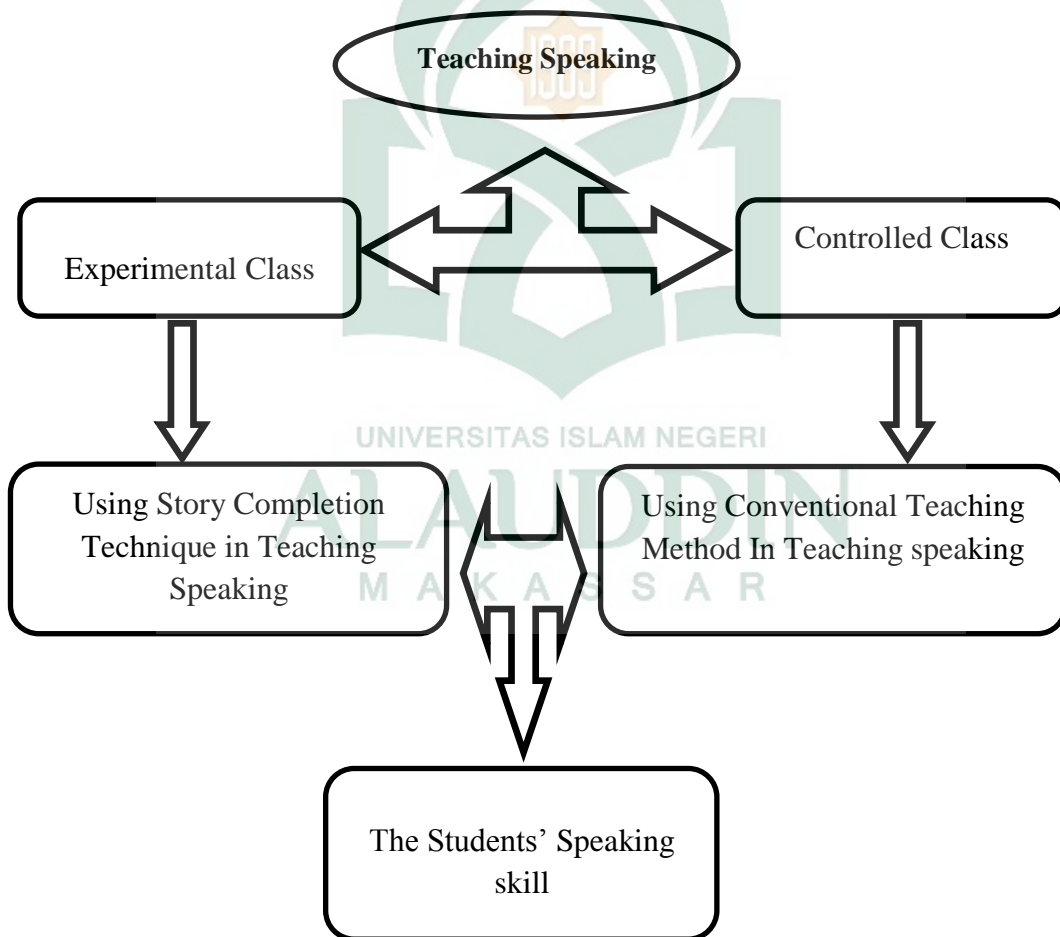
- a) Students produces oral report
- b) Can be scored on content or language components
- c) Scored with rubric or rating scale

- d) Can determine reading comprehension, and speaking development

C. Conceptual Framework

According to Shrouf, F (2014) Speaking is the key of communication. By considering what good speakers do, what speaking tasks can be used in class, and what specific needs learners report, teachers can help learners to improve their speaking and overall oral competency.

The conceptual framework of this research is as follows:



Based on framework before, the researcher teach speaking using Story Completion in two classes. First is experimental class and the second was control class. In experimental class, the researcher used Story Completion technique in teaching Speaking. Different from control class, the researcher used conventional teaching method in teaching speaking.

D. Hypothesis

The hypothesis of the research is formulated as follows:

1. H_1 : The use of Story Completion technique can enhance the students' ability in speaking at the Second Grade in Senior High School SMAN 6 SOPPENG
2. H_0 : The use of Story Completion technique cannot enhance the students' ability in speaking at the Second Grade in Senior High School SMAN 6 SOPPENG

CHAPTER III

RESEARCH METHOD

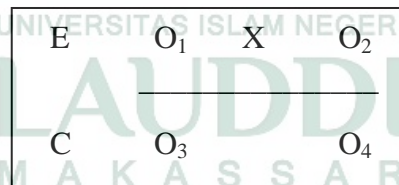
This chapter presents about the research design, research variable, population and sample, research instrument, procedure of collecting data and technique of data analysis.

A. *Research Design*

The research was conducted with Quasi Experimental Design; exactly Nonequivalent Control Group Design that involving two groups of classes. One group was treated as the experimental class and other group was treated as the control class. In experimental class, the Story completion Technique was conducted as well as post-test and pre-test and the control class was only get the post-test and pre-test.

This is a model of Quasi-Experimental Design, exactly Non-equivalent Control Group Design.

Where:



E : Experimental class

C : Control class

O₁ : Pre-test (in experimental class)

O₃ : Pre-test (in control class)

X : Treatment that will be given for experimental class by using *Story Completion Technique*

O₂ : Post-test (in experimental class)

O₄ : Post-test (in controlled class)

(Sugiyono, 2015:116)

B. Research Variables

There was two variables of this experiment research. They were Independent variable and dependent variable:

First, the independent variable was Story completion technique, which is the by use this technique; it will be help the students to improve their ability in English especially in speaking.

Second, the dependent variable was the students' speaking skill. Dependent variable was affected by independent variable. This research shows that, Story Completion technique affects the students' ability in speaking or not.

C. Population and Sample

1. Population

Population was the total member of research respondents, while sample was a part or representation of population that was researched. The population of this research was taken from the Second Grade Students of SMAN 6 SOPPENG in academic year 2016/2017. The total numbers of population were 170 students, consists of 6 classes.

2. Sample

Tiro (2011) states that, sample as a number of members which is taken from population. The technique sampling used in this research is purposive sampling. The

researcher was taken two classes as sample and divided into two groups, experimental class and control class. The researcher was taken XI IPA. 1 consist of 25 students as experiment class and XI IPA.2 consist of 25 students as the control class.

D. Research Instruments

To obtain the data, the researcher was begin the tests that consists of pre-test and post-test. The purpose of pre test is to know how far the speaking skill of the students before using Story Completion technique and the Purpose of post test was to know the improvement of students' ability in speaking after using Story Completion technique.

E. Data Collecting Procedure

The researcher was collect the data by test (pre-test and post-test)

1. Pre-test

To collect the data, the researcher was administer a pre-test to both classes. It was tested to the students. The Pre-test was intended to know the prior knowledge of the students on speaking skill before giving the treatment.

2. Treatment

- a. The way the researcher improves the students' speaking skill is treatment by using Story Completion technique. After giving the Pre-test, the researcher was conducted the treatment by using Story Completion technique; it was used in experimental class only, while in the control class was not. The treatment was gave for at least six meetings. The

procedures of treatment in experimental class, as follows: The researcher introduces herself.

- b. The researcher introduces the introduction materials to the class.
- c. The researcher explained about the materials
- d. The researcher divides the students into 4-5 groups
- e. The researcher explained Story Completion technique.
- f. The researcher gave explanation how to do Story Completion technique in learning process.
- g. The researcher tell the title of the story
- h. The researcher ask the every groups to complete the story
- i. The researchers tell the first sentence about the story and continue by the students. Every student's in the groups have a chance to speak 2-3 sentences.
- j. The researcher never forgets to motivate the students by given positive feedback and support them to believe that they can do well.

3. Post-test

After the treatment, the post-test was used after giving treatment to the students. The test was same with the pre-test before. In this post-test, the researcher was saw the improvement of the students after giving treatment.

F. Technique of Data Analisis

This research would be analyzed by using statistical analysis, the steps were taken in statistical analysis as follows:

1) The table for fluency scoring and criteria in pre-test and post-test:

Classification	Score	Criteria
Excellent	6	Speak without too great an effort with fairly wide range of expression. Searches for words occasionally but only one or two unnatural pauses.
Very good	5	Has to make an effort time to search for words. Nevertheless, smooth delivery on the whole and only a few unnatural pauses.
Good	4	Although has to make an effort and search for words, there are not too many unnatural pauses, Fairly smooth delivery mostly. Occasionally fragmentary but succeeded in conveying the general meaning, fair range of expression.
Average	3	Has to make an effort too much of the time, often has to search the desire meaning. Rather halting delivery and fragmentary, range of expression

		often limited.
Poor	2	Long pauses while he searches for the desire meaning. Frequently fragmentary and halting delivery. Almost gives up making the efforts at time. Limited range of expression.
Very poor	1	Full of long and unnatural pauses. Very halting and fragmentary delivery. At times gives up making the effort. Very limited range expression.

2) The table for comprehensibility scoring in pre-test and post-test:

Classification	Score	Criteria
Excellent	6	Easy for the listener to understand the speaker's intention and general meaning. Very few interruptions or clarifications required.
Very good	5	The speaker's intention and general meaning are fairly clear. A few interruptions by the listener for the

		sake of clarification are necessary.
Good	4	Most of what the speaker says is easy to follow. His intention is always clear but several interruptions are necessary to help him to convey the message or to seek clarification.
Average	3	The listener can understand a lot of what is said, but he must constantly seek clarification. Cannot understand many of the speaker's more complex or longer sentences.
Poor	2	Only small bits (usually short sentences and phrases) can be understood- and then with considered effort by someone who used to listening to the speaker.
Very poor	1	Hardly anything of what is said can be understood. Even when the listener makes a great effort or interrupts, the speaker is unable to clarify anything he seems to have said.

Heaton, (1991: p: 100)

3) Classifying the score of the students into rating scale as follows:

Table of the rating scale of students score

Rating	Skill to communicate orally
5.01-6.00	Excellent
4.01-5.00	Very good
3.01-4.00	Good
2.01-3.00	Average
1.01-2.00	Poor
0.00-1.00	Very poor

(Heaton, 1991)

4) Scoring the students' achievement

$$\text{Score} = \frac{\text{students' gained score}}{\text{total score}} \times 100 \%$$

5) To calculate the mean score of the students' answer of pre-test and post-test, the researcher was used the formula as follow:

$$\bar{x} = \frac{\sum x}{N} \times 100\%$$

\bar{x} = mean score

$\sum x$ = sum of all scores

N = total number of the respondents

(Gay, 2006: 320)

6) The formula used in calculating the standard deviation is:

$$SD = \sqrt{\frac{SS}{N}}, \text{ where } SS = \sum X^2 - \frac{(\sum X)^2}{N_1}$$

SD = standard deviation

SS = the sum of square

N = total number of the subjects

$\sum x^2$ = the sum of all square; each score is squared and all the squares are added up

$(\sum x)^2$ = the square of the sum; all the scores are added up and the sum is square, total.

(Gay, 2006: 321)

7) The formula will be used in finding out the difference between students' score in Pre-Test and in Post-Test is:

$$t = \frac{\bar{x}_1 - \bar{x}_2}{\sqrt{\left(\frac{SS_1 + SS_2}{n_1 + n_2 - 2}\right) \left(\frac{1}{n_1} + \frac{1}{n_2}\right)}}$$

Where:

t = test of significance

\bar{x}_1 = mean score of experimental group

\bar{x}_2 = mean score of controlled group

SS₁ = sum square of experimental group

SS_2 = sum square of controlled group

n_1 = number of students of experimental group

n_2 = number of students of controlled group

Gay, 2006: 346



CHAPTER IV

FINDINGS AND DISCUSSIONS

This chapter deals with the findings of the research and the discussions of the findings. The findings are in line with the problem statements stated in the introduction part. The findings of the research present the description of the result of data collected through speaking test. In the discussions section, the researcher describes further explanation of the findings given.

Moreover, This chapter, the researcher analyzed the data obtained from the students' pre-test and post-test. The data consisted of the result of the pre-test and post-test. The pre-test was intended to know the students' speaking skill before giving treatments, while the post-test was intended to find out whether there was any improvement or not of the students' speaking skill after having several treatments through *implementation of story completion technique*.

A. Findings

1. The Classification of Students' Pre-Test and Post-Test Scores in Experimental Class

The findings of the research deal with the rate percentage of the students' score obtained through test, mean score, standard deviation, and test of significance.

Table 1
The distribution of frequency and percentage score of
experiment class score in pre-test

No	Score	Classification	Frequency	Percentage
1	5.01-6.00	Excellent	0	0%
2	4.01-5.00	Very good	3	14,28%
3	3.01-4.00	Good	2	9,52%
4	2.01-3.00	Average	12	57,12%
5	1.01-2.00	Poor	3	14,28%
6	0.00-1.00	Very poor	1	4,76 %
		Total	21	100 %

Table 4.1 above shows that, the rate percentage of score of experiment class in pre-test from 21 students, 3 (14,28%) students achieved very good score, 2 (9,52%) students achieved good score, 12 (57,12%) students achieved average score, 3 (14,28%) students achieved poor score and 1 (4,76%) student achieved very poor.

Table 2
The distribution of frequency and percentage of
Experiment class score in post-test

No	Score	Classification	Frequency	Percentage
1	5.01-6.00	Excellent	2	9,52
2	4.01-5.00	Very good	11	52,36
3	3.01-4.00	Good	5	23,8%
4	2.01-3.00	Average	2	9,52%

5	1.01-2.00	Poor	1	4,76%
6	0.00-1.00	Very poor	0	0%
	Total		21	100 %

While, the rate percentage of score of experiment class in post-test from 21 students at table 4.2 shows that, the students achieved 2 (9,52%) excellent and 11 (52,36%) students achieved good score.

It means that, the score and percentages of experiment class in the post-test were better than in pre-test because in the rate percentage in the post-test was higher than the percentage in pre-test.

2. The Classification of Students' Pre-Test and Post-Test Scores in Control Class.

The following table shows that, the distribution of frequency and percentage of final score of teaching speaking skill at the second grade students of SMAN 6 SOPPENG in pre-test and post-test for control class.

Table 3
The distribution of frequency and percentage score of Control class score in pre-test

No	Score	Classification	Frequency	Percentage
1	5.01-6.00	Excellent	0	0%
2	4.01-5.00	Very good	4	19,04%
3	3.01-4.00	Good	10	47,6%
4	2.01-3.00	Average	6	28,56%

5	1.01-2.00	Poor	1	4,76%
6	0.00-1.00	Very poor	0	0%
	Total		21	100 %

Table 4.3 above shows that, the rate percentage and frequency of the students' control class in pre-test, none of the students got excellent score There was 4 (19,04%) students got very good score, 10 (47,6%) students got good score, 6 (28,56%) students got average score, , there was 1 (4,76%) student got poor score, and none of the students got very poor score.

Table 4
The distribution of frequency and percentage score of
Control class score in Post-test

No	Score	Classification	Frequency	Percentage
1	5.01-6.00	Excellent	0	0%
2	4.01-5.00	Very good	5	23,8%
3	3.01-4.00	Good	10	47,6%
4	2.01-3.00	Average	6	28,56%
5	1.01-2.00	Poor	0	0%
6	0.00-1.00	Very poor	0	0%
	Total		21	100 %

Table 4.4 shows that, in post-test, there were 5 (23,8%) students got very good score. There were 10 (47,6%) students got good score and 6 (28,56%) students got average score.

Based on the result above, it can be concluded that, the rate percentage in the post-test was different in the rate percentage in pre-test.

3. The Mean Score and Standard Deviation of Experimental Class and Controlled Class

After calculating the result of the students score, the mean score standard deviation or both classes be presented the following table:

Table 5
The mean score and standard deviation of experimental class and controlled class in pre-test and post-test

Class	Pre-test		Post-test	
	Mean Score	Standard Deviation	Mean Score	Standard Deviation
Experimental	2,88	0,79	4,21	0,94
Controll	3,28	0,76	3,47	0,48

The table above showed that, the mean score of experiment class in pre-test was (2,88) and the standard deviation of experiment class was (0,79), and the mean score of control class in pre-test was (3,28) and the standard deviation of control was (0,76). While the mean score of experiment class in post-test was (4,21) and the standard deviation of experimental class was (0,94), and the mean score of controlled class in post-test was (3,38) and its standard deviation was (0,94). It can be concluded from both of the tests; the experiment class gained greater mean score in the post test than the control group.

The significant score between experiment and control class can be known by using t-test. The result of t-test can be seen in table 6 as follows:

Table 6
Distribution the value of t-test and t-table

Variable	t-test value	t-table value
Posttest	4,11	2,021

Table 4.6 above indicates that, the value of the t-test was higher than the value of the t-table. It indicates that, there was a significant difference between the result of the students' pre-test and post-test.

The statistical analysis from the result of the students' speaking skill test of this research shown that, the students' speaking skill before doing treatment through applying Story Completion was still low. It was proved by the result of pre-test before treatments that, there were 3 (14,28%) students achieved very good score, 2 (9,52%) students achieved good score, 12 (57,12%) students achieved average score, 3 (14,28%) students achieved poor score and 1 (4,76%) student achieved very poor.

On the contrary to the result of the students' pre-test before, there was a significance improvement on the post-test where there were the students achieved 2 (9,52%) excellent and 11 (52,36%) students achieved good score.

Based on the table of distribution the value of t-test and t-table in post-test previously, the researcher concluded that, t-test value was higher than t-table ($4.61 > 2.021$). It can be concluded that, the students' speaking skill achievement has improved successfully. If t-table value is higher than t-test at the level of significance $\alpha 0.05$ and $df (N_1 + N_2) - 2 = (21 + 21) - 2 = 40$, it means that, (H_1)

was accepted and (H_0) was rejected. In contrary, if the t-test was higher than t-table, it means that (H_1) was rejected and (H_0) was accepted.

From the result above, the researcher can show the difference between t-test and t-table was enough high. It can be concluded that, teaching speaking skill by using story completion technique was proved to be effective in improving the students' speaking skill.

B. Discussions

As it was stated in second chapter, that story completion is a very enjoyable, whole-class, free-speaking activities for which students sit in a circle. For this activity, a teacher starts to tell a story, but after a few sentences he or she stops narrating. Then, each student starts to narrate from the point where the previous one stopped. Each student is supposed to add from four to ten sentences. Students can add new characters, events, descriptions and so on, the researcher conclude that story completion is a technique which is very helpful in teaching especially in English, story completion can make the students more open their mind to explain the story moreover the students also enjoy and fun the learning process and the students were not bored as long as learning process.

Analysis of the mean score gap in the post-test between the Experimental and controlled ensures if the technique used was effective. The mean score of the Experimental class was 4,21 and 3,47 for Controlled class. It means that, the gap of the students' score of the Experimental and Controlled class is 0,74. The explanation of the gap between the two classes indicates that, the Experimental class shows high improving than the Controlled class.

To sum up, based on the result of this study, which shows the students' scores were much higher after the treatment in Experimental class using *Story Completion*, the use of *Story completion technique* in teaching speaking is surely beneficial improve students' speaking skill.

The use of Story Completion is the most appropriate technique for learning because the teachers can provide an interesting material from the environment. In the use of Story Completion there are advantages as follows:

1. The learning activities more interesting and not makes the students be bored to sit for hours, so that, the students' motivation will be higher.
2. The activities of students learning more active because all of the student speak and make a story according to their own words.

From the comparison of the result of post-test score between experimental and controlled group, the skill of experimental group was getting higher than control group. It means that, the treatment of using Story Completion to the experimental group was successful.

CHAPTER V

CONCLUSION AND SUGGESTION

This chapter consists of two sections. The first section deals with the conclusion and the second one deals with suggestion.

A. Conclusion

Based on the previous research problem in the previous chapter, it is clear that, using story completion technique can increase the students' speaking skill. The students' score before gave treatment by story completion technique was low. It is different from the students' after using story completion technique in learning speaking. The score of post-test was higher than the score of pre-test.

It is proved by the t-test value was (4.11) was higher than t-table value was (2-210). It means that hypothesis was accepted. In other word, using Story Completion technique can increase the students' skill in speaking English.

It can be concluded that using story completion technique is effective toward the students' speaking at the second grade students' of senior high school at SMAN 6 Soppeng.

B. Suggestions

Based on the conclusion above, the researcher proposes the following suggestions:

1. For the students

The students' need to be more active in the classroom. A further effort needs to be made by the students' to encourage themselves in

speaking skill without worries making mistakes in grammar. It gives advantages for the students' if they can develop their skill in speaking. The students can easily understand what they listen, tell, read and write.

2. For the teacher

The teacher should make the class be interesting and enjoyable. Here, the use of Story completion, contributed to motivate and stimulus the students' ability of speaking. Giving the material about make connecting with situation in daily lives, so they have the background knowledge can reduce the anxiety to tell about nice experience because easy to understand. Teacher should pay attention to the increasing of students' activities in the class. Let the students explore their potential and their ability.

3. For the other researchers

It is recommended to the other researcher who are interested in the same field to continue and develop this action research in order to find out whether story completion technique is effective in teaching speaking.

Finally, the researcher realizes that there are still many shortages in her thesis, so the researcher really expects the criticism and suggestions for the improvements. Thus, the researcher also hopes this thesis can be a meaningful contribution for the teacher of English as well as students and further research

BIBLIOGRAPHY

- Amiqah. *The Effectiveness of Genius Learning Strategy in Enhancing The Students' Speaking Skill at The Second Year of SMA YAPIP Makassar Sungguminasa*. Undergraduated thesis. Universitas Islam Negeri Alauddin Makassar. Makassar. 2014.
- Amri, Khaerul. *Using group leadership in improving the students speaking ability at second year student of SMAN 1 ALL' kabupaten Enrekang*. Undergraduated thesis. Universitas Islam Negeri Alauddin Makassar. Makassar. 2013.
- Arisca, Erlin. *Improving Students' Vocabulary Mastery Story Completion Technique in Speaking Activity at SMPN 2 Kotagajah*. Undergraduated Thesis. University of Lampung. Lampung. 2015
- Baharuddin. *The Communicative Competence-Based English Language Teaching*. TrustMedia. Yogyakarta. 2013.
- Brown, H. D. *Characteristic of Successful Speaking Activities*. New York: Cambridge University Press. 2001.
- Fulcher, G. *Testing second language speaking*. London: Pearson Education. 2003
- Gay, L.R. *Education Research: Competencies for Analysis and application*. 8th Edition. United State: Earson Merrill Prenfile Hall, 2006.
- Ghiabi, Shiami. *Investigating the Effects of Story Retelling Technique as a Closed Task vs. Story-Completion as an Open Task on EFL Learners' Speaking*. Downloaded 25 July 2016 from. 2014.
- Harmer, Jeremy. *Speaking English Language Test*. New York: Longman. 1991.
- Heaton, J.B.. *Writing English Language Tests*. Edition. IV: London: Longman Group UK Limited. 1991
- Hornby. *Definition of Speaking Skill* .New York: Publisher. 1995.
- Juniati, Rahayu, S. *Using Socio Drama to Increase The Students Speaking Skill and Motivation at Eleventh Grades of SMAN 16 Makassar*. Undergraduated thesis. Universitas Islam Negeri Alauddin Makassar. Makassar. 2014.
- Kayi, Hayriye. 2006. *Teaching Speaking: Activities to Promote Speaking in a Second Language*. Downloaded 25 July 2016 from <http://itesjl.org/Articles/Kayi-TeachingSpeaking.pdf>. 2013.
- Kiftiah, Siti. *Improving The Second Year Students' Speaking Ability by Using Strip Story Techniue (A Class Action Research of SMPN 27 Makassar*.

- Undergraduated thesis. Universitas Islam Negeri Alauddin Makassar. Makassar. 2014.
- Muhtar, Shaleh. *Improving The First Year Students Speaking Ability Through Balloon Debate at MA Putra ddi Pattojo Soppeng Regency*. Undergraduated thesis. Universitas Islam Negeri Alauddin Makassar. Makassar. 2014.
- Nasir, S.H. *Improving Students' Interpersonal Conversation Competence By Utilizing Cooperative Learning Through Inside – Outside Circle (IOC) Learning Method at The Second Semester Students of PIBA Program of UIN Alauddin Makassar*. undergraduated thesis. Universitas Islam Negeri Alauddin Makassar. Makassar. 2013.
- Nurdiana, Andi. *Enhancing Students' Speaking Comprehension Through Whole Brain Teaching at PIBA Students of Islamic State University Alauddin Makassar*. Undergraduated thesis. Universitas Islam Negeri Alauddin Makassar. Makassar. 2014.
- Oxford. *Oxford Learners' Pocket Grammar*: four Edition. Oxford : Oxford University Press, 2008.
- Samad, Masyaeni. *Improving The Students' Speaking Ability in Organizing Ideas by Using Cue Cards At MTsN Model Makassar*. Undergraduated thesis. Universitas Islam Negeri Alauddin Makassar. Makassar. 2014.
- Shrouf, Fayzeh. *Teaching and Improving Speaking*. Downloaded 25 July 2016 from <http://www.philadelphia.edu.jo/academis/fshrouf/uploads/speaking.pdf>, 2014.
- Siska, S. *The First Year Students' Vocabulary Command through Visual Vocabulary Cards at MTS. MADANI ALAUDDIN PAOPAO*. A thesis of UIN Alauddin Makassar. 2014
- Sukma, Putri. *The Effect of Using Story Completion Toward Eight Grade Student's Speaking Ability of SMP N 1 Mumbulsari Jember in the 2014/2015 Academic Year*. Undergraduated Thesis. University of Muhammadiyah Jember. Jember. 2015.
- Sugiyono. *Metode Penelitian Pendidikan: Pendekatan Kuantitatif, Kualitatif, dan R&D*. Edition XXII; Bandung: Alfabeta, 2015
- Syahrir, Muhammad. *Improving The Students Speaking Ability by Using Biography in Picture at The Second Year of Islamic Boarding School MA As'adiyah Putra Pusat Sengkang*. Undergraduated thesis. Universitas Islam Negeri Alauddin Makassar. Makassar. 2014.
- Sylfanah, S. *The First Year Students' Vocabulary Command through Visual Vocabulary Cards at MTS. MADANI ALAUDDIN PAOPAO*. A thesis of UIN Alauddin Makassar. 2014

Tiro, Muhammad Arif. *Dasar-dasar Statistika; Edisi Ketiga*. Makassar: Andira Publisher. 2011.

Widdowson, H. G. *Teaching Language as Communication*. Oxford University Press. 1978.



APENDIX A

**The Row Score of the Students' Pre-test and Post-test
in Experimental Class**

No	Name	Pre-test				Post-test			
		Fluency	Comprehension	Score (X)	X_1^2	Fluency	comprehension	Score (X)	X_1^2
1	ANDI FADILLAH	5	5	5	25	5	6	5,5	30,25
2	EKA FEBRIANTI	3	2	2,5	6,25	3	2	2,5	6,25
3	JUHARAINI	1	2	1,5	2,25	2	2	2	4
4	MIRNA ARNITA	3	3	3	9	4	5	4,5	20,25
5	NIA HASMIATI	3	3	3	9	4	5	4,5	20,25
6	NURCAHYATI SARJUNI	4	4	3	9	5	5	5	25
7	NOVA WAHYUNI	4	5	4,5	20,25	4	5	4,5	20,25
8	PUJI SUKMA PURNAMA	3	3	3	9	5	5	5	25
9	SRI SULFIANA	3	2	2,5	6,25	5	5	5	25
10	SISKARIANI	3	2	2,5	6,25	5	5	5	25
11	SRI SULIANI	2	2	2	4	3	4	3,5	12,25
12	SARMILA	2	3	2,5	6,25	4	4	4	16
13	WAHYU NUR ILHAM	2	3	2,5	6,25	4	5	4,5	20,25
14	AHMAD AWAL KOSASI	4	4	4	16	5	5	5	25
15	ANDI YUSRANG	1	1	1	1	3	3	3	9
16	ANDYY HERMAN	1	2	1,5	2,25	3	4	3,5	12,25

17	AHMAD TAUFIK HIDAYAT AK	3	4	3,5	12,25	4	5	4,5	20,25
18	JUMADI JUFRI	3	3	3	9	5	5	5	25
19	MUH IKBAL	2	3	2,5	6,25	3	4	3,5	12,25
20	RAHMAT AKBAR	2	3	2,5	6,25	3	4	3,5	12,25
21	YUSRI	5	5	5	25	5	5	5	25
Total		59	64	60,5	187	84	93	88,5	390,75
Mean score		2,80	3,04	2,88	8,90	4	4,42	4,21	18,60



APENDIX B

The Row Score of the Students' Pre-test and Post-test in Control Class

No	Name	Pre-test				Post-test			
		Flue ncy	Com prehensi on	Scor e (X)	X_1^2	Flue ncy	compr ehensi on	Score (X)	X_1^2
1	JUMRIANI	3	4	3,5	12,25	3	4	3,5	12,25
2	MIA JASMITA SARI	3	4	3,5	12,25	3	4	3,5	12,25
3	MUTMAINNA	3	3	3	9	2	3	2,5	12,25
4	NURFAIDAH	2	3	2,5	6,25	3	3	3	12,25
5	NURUL MUKHLISAH	3	3	3	9	3	4	3,5	9
6	NUR AIDAH SURIANTI	4	5	4,5	20,25	4	4	4	25
7	NUR ALIAH SURIANI	4	5	4,5	20,25	3	4	3,5	12,25
8	NUR IFTITAHIL IMANI	2	3	2,5	6,25	2	3	2,5	6,25
9	NUR RAHMI TRIANA	4	4	4	16	4	5	4,5	20,25
10	PUTERI ANNATASAH PATOMPO	2	4	3	9	3	4	3,5	12,25
11	RENY RAHMAWATY	4	5	4,5	20,25	5	4	4,5	20,25
12	RISKA	3	4	3,5	12,25	3	3	3	9
13	ULFI YULISTI WULANDARI	2	3	2,5	6,25	3	3	3	9
14	INDRI SUHARNI IWAN	3	3	3	9	4	4	4	16
15	AINU MUTIARA P	2	3	2,5	6,25	3	3	3	9
16	AWALUDDIN	4	4	4	16	3	4	3,5	12,25
17	ASLAM FADLANZA	2	3	2,5	6,25	3	4	3,5	12,25
18	AHMAD FAUZAN FANZURI	2	3	2,5	6,25	3	4	3,5	12,25

19	MUH. NASRUL	4	4	4	16	4	5	4,5	20,25
20	RAHMAT ARIEF HIDAYATULLA H	4	4	4	16	4	5	4,5	20,25
21	MUH. FADLI	2	2	2	4	2	2	2	4
Total		62	76	69	239	67	79	73	258,5
Mean score		2,95	3,61	3,28	11,38	3,19	3,76	3,47	12,30



APENDIX C

The mean score of Experimental Class and Control Class

A. Experimental Class

1. Pre-test

$$\begin{aligned}\bar{X}_1 &= \frac{\Sigma X}{N} \\ &= \frac{60,5}{21}\end{aligned}$$

$$\bar{X}_1 = 2,88$$

2. Post-test

$$\begin{aligned}\bar{X}_1 &= \frac{\Sigma X}{N} \\ &= \frac{88,5}{21}\end{aligned}$$

$$\bar{X}_1 = 4,21$$

B. Control class

1. Pre-test

$$\begin{aligned}\bar{X}_2 &= \frac{\Sigma X}{N} \\ &= \frac{69}{21}\end{aligned}$$

$$\bar{X}_2 = 3,28$$

2. Post-test

$$\begin{aligned}\bar{X}_2 &= \frac{\Sigma X}{N} \\ &= \frac{73}{21}\end{aligned}$$

$$\bar{X}_2 = 3,47$$



APENDIX D

Standard Deviation of Experimental Class and Control Class

a. Experimental class

1. Pre-test

$$SD = \sqrt{\frac{SS_1}{n-1}}$$

Where :

$$\begin{aligned} SS_1 &= \sum X_1^2 - \frac{(\sum X_1)^2}{n} \\ &= 187 - \frac{(60,5)^2}{21} \\ &= 187 - \frac{3660,25}{21} \\ &= 187 - 174,29 \\ &= 12,71 \end{aligned}$$

$$SD = \sqrt{\frac{SS_1}{n-1}}$$

$$\begin{aligned} &= \sqrt{\frac{12,71}{20}} \\ &= \sqrt{0,63} \\ &= 0,79 \end{aligned}$$

2. Post-test

$$SD = \sqrt{\frac{SS_1}{n-1}}$$

Where :

$$\begin{aligned} SS_1 &= \sum X_1^2 - \frac{(\sum X_1)^2}{n} \\ &= 390,75 - \frac{(88,5)^2}{21} \\ &= 390,75 - \frac{7832,25}{21} \\ &= 390,75 - 372,96 \\ &= 17,79 \end{aligned}$$

$$SD = \sqrt{\frac{SS_1}{n-1}}$$

$$\begin{aligned} &= \sqrt{\frac{17,77}{20}} \\ &= \sqrt{0,88} \\ &= 0,94 \end{aligned}$$

b. Control class

1. Pre-test

$$SD = \sqrt{\frac{SS_1}{n-1}}$$

Where :

$$SS_1 = \sum X_1^2 - \frac{(\sum X_1)^2}{n}$$

$$= 239 - \frac{(69)^2}{21}$$

$$= 239 - \frac{4761}{21}$$

$$= 239 - 226,71$$

$$= 12,29$$

$$SD = \sqrt{\frac{SS_1}{n-1}}$$

$$= \sqrt{\frac{12,29}{20}}$$

$$= \sqrt{0,61}$$

$$= 0,76$$

2. Post-test

$$SD = \sqrt{\frac{SS_1}{n-1}}$$

Where :

$$SS_1 = \sum X_1^2 - \frac{(\sum X_1)^2}{n}$$

$$= 258,5 - \frac{(73)^2}{21}$$

$$= 258,5 - \frac{5329}{21}$$

$$= 258,5 - 253,76$$

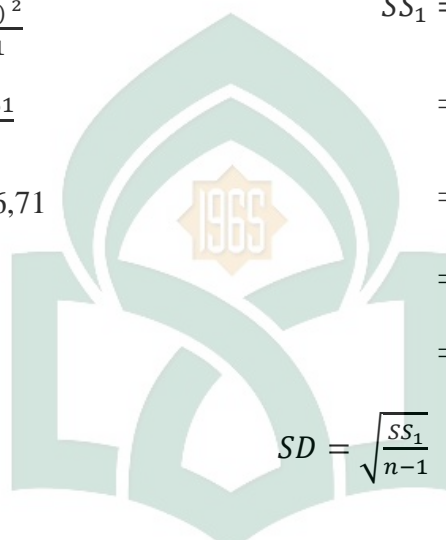
$$= 4,74$$

$$SD = \sqrt{\frac{SS_1}{n-1}}$$

$$= \sqrt{\frac{4,74}{20}}$$

$$= \sqrt{0,237}$$

$$= 0,48$$



UNIVERSITAS ISLAM NEGERI

ALAUDDIN

MAKASSAR

APENDIX E

The significant Different

$$\bar{X}_1 = 4,21 \quad SS_1 = 17,78$$

$$\bar{X}_2 = 3,47 \quad SS_2 = 18,46$$

1. T-test

$$t = \frac{\bar{X}_1 - \bar{X}_2}{\sqrt{\left(\frac{SS_1 + SS_2}{n_1 + n_2 - 2}\right) \left(\frac{1}{n_1} + \frac{1}{n_2}\right)}}$$

$$t = \frac{4,21 - 3,47}{\sqrt{\left(\frac{17,78 + 18,46}{21 + 21 - 2}\right) \left(\frac{1}{21} + \frac{1}{21}\right)}}$$

$$t = \frac{0,74}{\sqrt{\left(\frac{36,24}{40}\right) \left(\frac{2}{42}\right)}}$$

$$t = \frac{0,74}{\sqrt{(0,90)(0,04)}}$$

$$t = \frac{0,74}{\sqrt{0,036}}$$

$$t = \frac{0,74}{0,18}$$


$$t_{hitung} = 4,11$$

2. T-table

For level of significance (D) = 0,05

Degree of freedom (df) = $(N_1 + N_2) - 2 = 21 + 21 - 2 = 40$

t-Table = 2,021



UNIVERSITAS ISLAM NEGERI
ALAUDDIN
M A K A S S A R

APPENDIX F

Distribution of t-Table

Df	Level of Significance for two-tailed test					
	0,5	0,2	0,1	0,05	0,02	0,01
	Level of Significance for one-tailed test					
	0,25	0,1	0	0,025	0,1	0,005
1	1,000	3,078	6,314	12,706	31,821	63,657
2	0,816	1,886	2,920	4,303	6,965	9,926
3	0,765	1,638	2,353	3,183	4,541	5,841
4	0,741	1,533	2,132	2,776	3,747	4,604
5	0,727	1,476	2,015	2,571	3,365	4,032
6	0,718	1,440	1,943	2,447	2,143	3,707
7	0,711	1,451	1,895	2,365	2,998	3,499
8	0,706	1,397	1,860	2,306	2,896	3,355
9	0,703	1,383	1,833	2,262	2,821	3,250
10	0,700	1,372	1,812	2,226	2,764	3,169
11	0,697	1,363	1,769	2,201	2,718	3,106
12	0,695	1,356	1,782	2,201	2,681	3,055
13	0,694	1,350	1,771	2,179	2,650	3,120
14	0,692	1,345	1,761	2,160	2,624	2,977
15	0,691	1,341	1,753	2,143	2,604	2,947
16	0,690	1,337	1,746	2,331	2,583	2,921
17	0,689	1,333	1,740	2,120	2,567	2,898
18	0,688	1,330	1,734	2,110	2,552	2,878
19	0,687	1,328	1,729	2,101	2,539	2,861
20	0,686	1,325	1,725	2,093	2,528	2,845
21	0,686	1,323	1,721	2,086	2,518	2,831
22	0,685	1,321	1,717	2,080	2,505	2,819
23	0,685	1,319	1,714	2,074	2,500	2,807
24	0,684	1,318	1,711	2,690	2,492	2,797
25	0,684	1,316	1,708	2,060	2,485	2,787
26	0,684	1,315	1,706	2,056	2,479	2,779
27	0,684	1,314	1,703	2,052	2,473	2,771
28	0,683	1,313	1,701	2,048	2,467	2,763
29	0,683	1,311	1,699	2,045	2,462	2,756
30	0,683	1,310	1,697	2,042	2,457	2,750
40	0,681	1,303	1,684	2,021	2,423	2,704
60	0,679	1,296	1,671	2,000	2,390	2,660
120	0,677	1,289	1,658	2,890	2,358	2,617
	0,674	1,282	1,645	1,960	2,326	2,576

RENCANA PELAKSANAAN PEMBELAJARAN (RPP)

Nama Sekolah : SMAN 6 SOPPENG
Mata Pelajaran : Bahasa Inggris
Kelas/Semester : XI / 2
Alokasi Waktu : 2 x 45 menit (2 x pertemuan)
Topik Pembelajaran : Simple Present Tense

A. Standar Kompetensi

Berbicara

- Memahami ungkapan-ungkapan dasar pada interaksi sosial untuk kepentingan kehidupan.
- Berbagai ungkapan dan kalimat dengan menggunakan pola Simple Present

B. Indikator Pencapaian Kompetensi

1. Menulis kalimat pendek dan sederhana the Simple Present Tense
2. Menyebutkan fungsi dari the Simple Present Tense
3. Mengidentifikasi the Simple Present Tense dalam teks
4. Memilih bentuk kata kerja untuk the Simple Present Tense
5. merespon unsur kebahasaan simple present dalam bentuk daily activity

C. Tujuan Pembelajaran

- 1.Siswa mampu menulis kalimat pendek dan sederhana the Simple Present Tense
- 2.Siswa mampu menyebutkan fungsi dari the Simple Present Tense
- 3.Siswa mampu mengidentifikasi the Simple Present Tense dalam teks
- 4.Siswa mampu memilih bentuk kata kerja untuk the Simple Present Tense

5. Siswa mampu merespon unsur kebahasaan simple present dalam bentuk daily activity.

D. Materi Pokok

a. Simple Present Tense

Simple present tense adalah sebuah **tenses** untuk menyatakan atau mengungkapkan **kegiatan / aktifitas yang sering kita lakukan** sehari-hari, misalnya makan, minum, sekolah, kerja, ataupun kegiatan lainnya. Simple present tense dapat ditulis dengan **rumus** sbb.

Kalimat verbal:

Kalimat bentuk **positif (+) S + V1 (s/es)**

Kalimat bentuk **negatif (-) S + Do/Does + Not + V1**

Kalimat bentuk **tanya (?) Do/Does + S + V1**

Contoh kalimat bentuk simple present tense :

(+) She eats noodles everyday

(-) She does not eat noodles everyday

(?) Does she eat noodles everyday?

(+) They go to school every morning

(-) They don't go to school every morning

(?) Do they go to school every morning ?

Untuk **penggunaan do/does** tergantung pada subject yang digunakan pada suatu kalimat present tense yang kita buat.

I, You, We, They = Do

She, He, It, Andi, Ani, Ari = Does

Bila subject kalimatnya He, She dan It maka verb pada kalimatnya harus ditambah s/es

Kalimat nominal:

Kalimat bentuk **positif** (+) S + tobe(is, am, are) + adj/adv/N

Kalimat bentuk **negatif** (-) S + tobe(is, am, are) + not + adj/adv/N

Kalimat bentuk **tanya** (?) tobe (is, am, are)+ S + adj/adv / N

Contoh kalimatnya:

(+) You are a student

(-) You aren't student

(?) are you a student?

note : tobe is untuk subject: He, She, It

tobe am untuk subject I

tobe are untuk subject You, They, We

b. Daily Activities

Kegiatan / aktifitas sehari-hari dalam bahasa Inggris disebut daily activities / daily routines pasti sangat berguna untuk menceritakan tentang kegiatan kita sehari-hari dalam bahasa Inggris. Jika kita tidak mempunyai kosakata bahasa Inggris yang cukup, alangkah baiknya jika kita mencoba memperkaya / menambah kosakata bahasa Inggris (vocabulary) kita dengan melakukan cara sederhana menambah kosakata bahasa Inggris.

Example Of Daily Activities

Turn off the alarm : *mematikan alarm*

Get up : *bangun (dari tempat tidur)*

Have a cup of coffee : *menikmati kopi*

Make breakfast : *membuat sarapan pagi*

Read the newspaper : *membaca koran*

Have breakfast : *sarapan pagi*

Have a shower : *mandi*

Get dressed : *berpakaian*

Brush one's hair : *keramas*

Comb one's hair : *menyisir rambut*

Brush one's teeth : *menggosok gigi*

Put make-up on : *berias, dandan*

Go home : *pulang*

Cook dinner : *memasak makan malam*

Make dinner : *makan malam*

Do one's homework : *mengerjakan PR*

Watch Television : *menonton TV*

Watch the News : *nonton berita*

Take the rubbish out : *membuang sampah*

Wash the dishes : *mencuci piring (kotor)*

Feed the dog and cat : *memberi makan anjing dan kucing*

Go to bed : *(Siap-siap) tidur*

Go to the bathroom : *Pergi ke kamar mandi*

Take one's medication : *Minum obat*

Get into one's pyjamas : *memakai baju tidur*

Set the alarm : *mengatur waktu alarm*

Lock the door : *mengunci pintu*

Turn off the lights : *mematikan lampu*

E. Metode Pembelajaran/Teknik:

Story Completion Technique

F. Langkah-langkah Kegiatan Pembelajaran

Pertemuan 1

Tahapan Pembelajaran	Kegiatan Pembelajaran	Waktu
Kegiatan Awal	<ol style="list-style-type: none">1. Guru menyapa siswa2. Guru memeriksa kehadiran siswa3. Guru menyampaikan tujuan pembelajaran4. Guru menyampaikan kegiatan-kegiatan yang akan dilakukan	15
Kegiatan Inti	<ol style="list-style-type: none">5. Guru menjelaskan materi tentang simple present tense.6. Siswa mengamati contoh-contoh kalimat the Simple Present Tense.7. Siswa menyusun kata menjadi kalimat yang benar dalam bentuk simple present tense,8. Guru memberikan beberapa pertanyaan	60

	<p>mengenai simple present tense yang telah di pelajari.</p> <p>9. Guru membagi siswa kedalam beberapa kelompok.</p> <p>10. Guru menjelaskan tentang tehnik Story Completion.</p> <p>11. Guru menjelaskan cara melakukan tehnik Story Completion.</p> <p>12. Guru memberikan topik cerita kepada siswa.</p> <p>13. Siswa membuat cerita dengan menggunakan tehnik Story Completion,</p>	
Kegiatan Akhir	<p>14. Mengevaluasi hasil kerja siswa.</p> <p>15. Guru bersama siswa menyimpulkan materi yang telah disampaikan.</p> <p>16. Guru memberikan motivasi kepada siswa.</p>	15

Pertemuan 2

Tahapan Pembelajaran	Kegiatan Pembelajaran	Waktu

Kegiatan Awal	<ol style="list-style-type: none"> 1. Guru menyapa siswa 2. Guru memeriksa kehadiran siswa 3. Guru menyampaikan tujuan pembelajaran 4. Guru menyampaikan kegiatan-kegiatan yang akan dilakukan 	15
Kegiatan Inti	<ol style="list-style-type: none"> 5. Guru menjelaskan materi tentang Daily activities 6. Siswa mengamati contoh-contoh kalimat daily activities. 7. Siswa menyusun kata menjadi kalimat daily activities yang benar dalam bentuk simple present tense, 8. Guru membagi siswa kedalam beberapa kelompok. 9. Guru menjelaskan tentang tehnik Story Completion. 10. Guru menjelaskan cara melakukan tehnik Story Completion. 11. Guru memberikan topik cerita kepada siswa. 12. Siswa membuat cerita dengan menggunakan tehnik Story Completion, 	60

Kegiatan Akhir	<p>13. Mengevaluasi hasil kerja siswa.</p> <p>14. Guru bersama siswa menyimpulkan materi yang telah disampaikan.</p> <p>15. Guru memberikan motivasi kepada siswa.</p>	15
----------------	--	----

G. Media dan Sumber Belajar:

Media presentasi : papan tulis

Sumber:

- Kamus bahasa inggris
- Andreas Umbing, Blog English Language, 2012<http://andresmada.blogspot.co.id/2012/11/narrative.html>



RENCANA PELAKSANAAN PEMBELAJARAN (RPP)

Nama Sekolah : SMAN 6 SOPPENG

Mata Pelajaran : Bahasa Inggris

Kelas/Semester : XI / 2

Alokasi Waktu : 2 x 45 menit

Topik Pembelajaran : Descriptive Text

A. Standar Kompetensi

Berbicara

Mengungkapkan makna dalam teks lisan fungsional dan monolog pendek sederhana berbentuk *descriptive*, dan *narrative* untuk berinteraksi dengan lingkungan sekitar

B. Kompetensi Dasar

Mengungkapkan makna dalam monolog pendek sederhana dengan menggunakan ragam bahasa lisan secara akurat, lancar, dan berterima untuk berinteraksi dengan lingkungan sekitar dalam teks berbentuk *descriptive* dan *narrative*.

C. Indikator Pencapaian Kompetensi

1. Mengungkapkan secara lisan teks monolog berbentuk *descriptive*.
2. Merespon unsur kebahasaan dalam teks *descriptive* dalam bentuk simple present.

D. Tujuan Pembelajaran

1. Siswa mampu mengungkapkan secara lisan teks monolog berbentuk *descriptive*.

2. Siswa mampu merespon unsur kebahasaan dalam teks descriptive dalam bentuk simple present

E. Materi Pokok

Descriptive text yaitu teks yang menjelaskan gambaran seseorang atau benda. Tujuannya adalah untuk menggambarkan atau mengungkapkan orang, tempat atau benda tertentu.

Bisa dikatakan juga bahwa Descriptive text adalah teks yang menjelaskan tentang seperti apakah orang atau benda yang dideskripsikan, baik bentuknya, sifat-sifatnya, jumlahnya dan lain-lain.

Struktur Descriptive Text (*generic structure*) adalah :

1. **Identification** (identifikasi) adalah pendahuluan , berupa gambaran umum tentang suatu topik.
2. **Description** (deskripsi) adalah berisi ciri-ciri khusus yang dimiliki benda, tempat, atau orang yang dideskripsikan.

Ciri-ciri Descriptive Text :

- Menggunakan *simple present tense*
- Menggunakan *attribute verb*, seperti *be (am, is, are)*
- Hanya fokus pada satu objek tersebut.

Berikut adalah Contoh Descriptive Text :



The National Monument (or Monument Nasional) is a 132 meters tower in the center of Merdeka Square, Central Jakarta. It symbolizes the fight for Indonesia's independence. The monument consist of a 117,7 m obelisk on a 45 m square platform at a height of 17 m.

The towering monument symbolizes the philosophy of Lingga and Yoni. Lingga resembles, rice pestle (alu) and Yoni resembles a mortar rice (lesung), two important items in Indonesian agricultural tradition.

The construction began in 1961 under the direction of President Soekarno and the monument was opened to the public in 1975. It is topped by a flame covered with gold foil. The monument and museum is opened daily from 08.00 – 15.00 every day throughout the week, except for the last Monday of the month the monument is closed.

Prambanan Temple



Prambanan is the largest Hindu temple compound in Central Java in Indonesia, located approximately 18 km east of Yogyakarta. It is characterised by its tall and pointed architecture, typical of Hindu temple architecture, and by the 47 m high central building inside a large complex of individual temples. It was built around 850 CE by either Rakai Pikatan, king of the second Mataram Dynasty, or Balitung

Maha Sambu, during the Sanjaya Dynasty. Not long after its construction, the temple was abandoned and began to deteriorate. Reconstruction of the compound began in 1918. The main building was completed in around 1953.

F. Metode Pembelajaran/Teknik:

Story Completion Technique

G. Langkah-langkah Kegiatan Pembelajaran

Pertemuan 3

Tahapan Pembelajaran	Kegiatan Pembelajaran	Waktu
Kegiatan Awal	1. Menyapa siswa 2. Memeriksa kehadiran siswa 3. Menyampaikan tujuan pembelajaran 4. Menyampaikan kegiatan-kegiatan yang akan dilakukan	2 3 5 5
Kegiatan Inti	5. Menjelaskan materi tentang narrative text 6. Memberikan materi tentang narrative text 7. Memberikan beberapa pertanyaan mengenai narrative text yang telah di pelajari 8. Siswa menjawab pertanyaan dengan menggunakan chain drill technique	10 10 10 20
Kegiatan Akhir	9. Menyimpulkan materi yang telah dipelajari 10. Menutup pelajaran	10 5

H. Media dan Sumber Belajar:

Media presentasi : papan tulis

Media latihan: worksheet

Sumber:

- Kamus bahasa inggris
- Internet

I. Penilaian

1. Teknik: performance assessment

2. Bentuk: Tes Lisan

3. Pedoman Penilaian:

No	Score	Classification
1.	6	Excellent
2.	5	Very Good
3.	4	Good
4.	3	Average
5.	2	Poor
6.	1	Very Poor

RENCANA PELAKSANAAN PEMBELAJARAN (RPP)

- Nama Sekolah** : SMAN 6 SOPPENG
Mata Pelajaran : Bahasa Inggris
Kelas/Semester : XI / 2
Alokasi Waktu : 4 x 45 menit (2 x pertemuan)
Topik Pembelajaran : Simple Past

A. Standar Kompetensi

Berbicara

- Memahami ungkapan-ungkapan dasar pada interaksi sosial untuk kepentingan kehidupan.
- Berbagai ungkapan dan kalimat dengan menggunakan pola Simple Past

B. Indikator Pencapaian Kompetensi

1. Menulis kalimat pendek dan sederhana the Simple Past Tense
2. Menyebutkan fungsi dari the Simple Past Tense
3. Mengidentifikasi the Simple Past Tense dalam teks
4. Memilih bentuk kata kerja untuk the Simple Past Tense
5. Merespon unsur kebahasaan dalam simple past tense dalam bentuk recount text

C. Tujuan Pembelajaran

1. Siswa mampu menulis kalimat pendek dan sederhana the Simple Past Tense
2. Siswa mampu menyebutkan fungsi dari the Simple Past Tense
3. Siswa mampu mengidentifikasi the Simple Past Tense dalam teks
4. Siswa mampu memilih bentuk kata kerja untuk the Simple Past Tense
5. Siswa mampu merespon unsur kebahasaan dalam simple past tense dalam bentuk recount text

D. Materi Pokok

a. Simple Past Tense

Simple Past Tense (Bentuk lampau sederhana) adalah bentuk waktu yang digunakan untuk menerangkan peristiwa atau perbuatan yang dilakukan

pada saat tertentu di waktu lampau dalam bentuk sederhana. Waktu terjadinya peristiwa atau perbuatan itu telah diketahui.

1. KALIMAT VERBAL

Rumus umum bentuk Simple Past Tense adalah :

- | |
|---|
| (+) Subyek + V2
(-) Subyek + did + not + V1
(?) Did + Subyek + V1 ? |
|---|

Contoh :

1. (+) He studied English last night.

(Dia belajar bahasa Inggris tadi malam)

(-) He did not study English last night.

(Dia tidak belajar bahasa Inggris tadi malam)

(?) Did he study English last night?

(Apakah dia belajar bahasa Inggris tadi malam?)

Untuk kalimat tanya seperti itu jawabannya Yes,.... (ya) atau No,....

(tidak)

Jawaban :

Yes, he did atau No, he didn't

2. (+) We went to Bangkok last year.

(Kami pergi ke Bangkok tahun lalu.)

(-) We did not go to Bangkok last year.

(Kami tidak pergi ke Bangkok tahun lalu.)

(?) Did we go to Bangkok last year?

(Apakah kami pergi ke Bangkok tahun lalu?)

3. (+) I wrote a letter yesterday.

(Saya menulis sebuah surat kemarin.)

(-) I didn't write a letter yesterday.

(Saya tidak menulis sebuah surat kemarin.)

(?) Did I write a letter yesterday?

(Apakah saya menulis sebuah surat kemarin?)

Keterangan :

- Pada kalimat positif digunakan kata kerja bentuk kedua (V2) dapat ditemui pada postingan Irregular dan Regular Verb.
- Untuk membentuk kalimat verbal negatif harus ditambah kata kerja bantu yaitu "did" yang merupakan bentuk lampau dari do/does yang selanjutnya ditambah not.
- Did dapat digunakan untuk sebuah subyek.
- Kata kerja pada bentuk kalimat negatif verbal bentuk waktu ini harus dirubah menjadi kata kerja dasar atau infinitive atau V1.
- Pada kalimat tanya yang memerlukan jawaban yes atau no, menggunakan kata kerja bentuk pertama atau V1.

Apabila kalimat verbal tanya pada bentuk waktu ini menggunakan kata tanya (Question Word) , maka pola kalimatnya adalah :

1. Apabila kata tanya yang digunakan tidak menanyakan subyek kalimat maka pola kalimatnya adalah :

Question Word + did + Subyek + V1 ?

Contoh :

a. What did she bring yesterday?

(Apa yang dia bawa kemarin?)

b. Where did you meet him last month?

(Dimana kamu bertemu dengannya bulan lalu?)

2. Apabila kata tanya yang digunakan menanyakan subyek kalimat, maka pola kalimatnya adalah :

Question Word + V2 ?

Contoh :

a. Who helped you last night ?

(Siapa yang menolongmu tadi malam?)

2. KALIMAT NOMINAL

1. Pola kalimat nominal positif yang digunakan adalah :

Untuk subyek We, You, They :

Subyek + were + Non Verb

Untuk subyek I, He, She, It :

Subyek + was + Non Verb

Keterangan :

Non Verb atau bukan kata kerja, dapat berupa kata benda, kata sifat atau kata keterangan.

was merupakan bentuk lampau dari to be **is, am**

were merupakan bentuk lampau dari to be **are.**

Contoh ;

a. I was sad last night.

(Saya sedih tadi malam.)

b. They were happy yesterday.

(Mereka gembira kemarin.)

2. Pola kalimat nominal negatif yang digunakan adalah :

Untuk subyek We, You, They :

Subyek + were + not + Non Verb

Untuk subyek I, He, She, It :

Subyek + was + not + Non Verb

Contoh:

a. I was not sad last night.

(Saya tidak sedih tadi malam.)

b. They were not happy yesterday.

(Mereka tidak gembira kemarin.)

Keterangan waktu yang digunakan pada Simple Past Tense adalah :

No	Keterangan Waktu	Arti
1	Yesterday	Kemarin
2	yesterday morning	kemarin pagi
3	yesterday afternoon	kemarin sore
4	the day before yesterday	kemarin lusa
5	this morning	tadi pagi
6	this noon	tadi siang
7	just now	baru saja
8	last night	tadi malam
9	last week	minggu lalu
10	last month	bulan lalu
11	last year	tahun lalu
12	last Sunday	hari Minggu yang lalu
13	last Friday	hari Jum'at yang lalu

14	last April	bulan April yang lalu
15	last July	bulan Juli yang lalu
16	a moment ago	baru saja
17	an hour ago	satu jam yang lalu
18	two days ago	dua hari yang lalu
19	a few days ago	beberapa hari yang lalu
20	three weeks ago	tiga minggu yang lalu
21	a year ago	setahun yang lalu
22	a month ago	sebulan yang lalu
23	a few minutes ago	beberapa menit yang lalu
24	seven days ago	tujuh hari yang lalu
25	saveral days ago	beberapa hari yang lalu

b. Recount Text

Recount Text adalah salah satu jenis text dalam bahasa Inggris yang menceritakan kembali tentang kejadian-kejadian atau pengalaman-pengalaman di masa lampau. Tujuan dari Recount Text adalah untuk memberikan informasi atau untuk menghibur pembaca sehingga tidak terdapat konflik.

Struktur Recount Text adalah sebagai berikut :

a. Orientation

Yaitu pengenalan berupa memberikan informasi tentang siapa, dimana dan kapan peristiwa atau kejadian itu terjadi di masa lampau.

b. Events

Yaitu merupakan rekaman peristiwa yang terjadi, biasanya disampaikan dalam urutan kronologis, seperti : "**In the first day... . And in the next day... . And in the last day... .**" Pada bagian ini terdapat juga komentar pribadi tentang peristiwa atau kejadian yang diceritakan.

c. Reorientation

Yaitu pengulangan pengenalan yang ada di orientation, pengulangan tentang rangkuman peristiwa atau kejadian yang diceritakan.

Ciri Kebahasaan Recount Text

Pada saat membaca Recount Text, akan ditemukan ciri-ciri kebahasaan sebagai berikut :

a. Menggunakan kalimat dalam bentuk Past Tense.

Contoh : We went to Bandung last year, I was very happy.

b. Menggunakan Action Verbs.

Contoh : went, bought, wrote, slept, dll.

c. Menggunakan Adverbs and Adverbial Phrase untuk mengungkapkan waktu, tempat dan cara.

Contoh : yesterday, at school, quickly, dll.

d. Menggunakan Conjunction dan Time Connectives untuk mengurutkan peristiwa atau kejadian.

Contoh : but, and, after that, dll.

4. Contoh Recount Text

Orientation

I spent my holiday in Jogjakarta last year. I went to Prambanan Temple with my family early in the morning.

Events

We went to Prambanan Temple by bus and arrived at 01.00 in the afternoon. I saw many foreign tourists there. I spoke English with them.

Their name are Andrew and Peter. They were very friendly. They came from New York. Prambanan Temple was crowded in holiday. We went back at 07.00 in the evening.

Reorientation

It was a very interesting holiday

G. Langkah-langkah Kegiatan Pembelajaran

Pertemuan 4

Tahapan Pembelajaran	Kegiatan Pembelajaran	Waktu
Kegiatan Awal	<ol style="list-style-type: none"> 1. Guru menyapa siswa 2. Guru memeriksa kehadiran siswa 3. Guru menyampaikan tujuan pembelajaran 4. Guru menyampaikan kegiatan-kegiatan yang akan dilakukan 	15
Kegiatan Inti	<ol style="list-style-type: none"> 5. Guru menjelaskan materi tentang simple past tense. 6. Siswa mengamati contoh-contoh kalimat the Simple Past Tense. 7. Siswa menyusun kata menjadi kalimat yang benar dalam bentuk simple past tense, 8. Guru memberikan beberapa pertanyaan mengenai simple past tense yang telah di pelajari. 9. Guru membagi siswa kedalam beberapa kelompok. 10. Guru menjelaskan tentang tehnik Story Completion. 11. Guru menjelaskan cara melakukan tehnik 	60

	<p>Story Completion.</p> <p>12. Guru memberikan topik cerita kepada siswa.</p> <p>13. Siswa membuat cerita dengan menggunakan tehnik Story Completion,</p>	
Kegiatan Akhir	<p>14. Mengevaluasi hasil kerja siswa.</p> <p>15. Guru bersama siswa menyimpulkan materi yang telah disampaikan.</p> <p>16. Guru memberikan motivasi kepada siswa.</p>	15

Pertemuan 5

Tahapan Pembelajaran	Kegiatan Pembelajaran	Waktu
Kegiatan Awal	<p>1. Guru menyapa siswa</p> <p>2. Guru memeriksa kehadiran siswa</p> <p>3. Guru menyampaikan tujuan pembelajaran</p> <p>4. Guru menyampaikan kegiatan-kegiatan yang akan dilakukan</p>	15
Kegiatan Inti	<p>5. Guru menjelaskan materi tentang recount text.</p> <p>6. Siswa mengamati contoh kalimat recount text dalam bentuk the Simple Past Tense.</p> <p>7. Guru memberikan beberapa pertanyaan mengenai recount text yang telah di pelajari.</p> <p>8. Guru membagi siswa kedalam beberapa kelompok.</p>	60

	<p>9. Guru menjelaskan tentang tehnik Story Completion.</p> <p>10. Guru menjelaskan cara melakukan tehnik Story Completion.</p> <p>11. Guru memberikan topik cerita kepada siswa.</p> <p>12. Siswa membuat cerita dengan menggunakan tehnik Story Completion,</p>	
Kegiatan Akhir	<p>13. Mengevaluasi hasil kerja siswa.</p> <p>14. Guru bersama siswa menyimpulkan materi yang telah disampaikan.</p> <p>15. Guru memberikan motivasi kepada siswa.</p>	15

H. Media dan Sumber Belajar:

Media presentasi : papan tulis

Media latihan: worksheet

Sumber:

- Kamus bahasa inggris

I. Penilaian

1. Teknik: performance assessment

2. Bentuk: Tes Lisan

3. Pedoman Penilaian:

No	Score	Classification
1.	6	Excellent
2.	5	Very Good
3.	4	Good
4.	3	Average
5.	2	Poor
6.	1	Very Poor

RENCANA PELAKSANAAN PEMBELAJARAN (RPP)

Nama Sekolah : SMAN 6 SOPPENG
Mata Pelajaran : Bahasa Inggris
Kelas/Semester : XI / 1
Alokasi Waktu : 2 x 45 menit
Topik Pembelajaran : Narrative text

A. Standar Kompetensi

Berbicara

Mengungkapkan makna dalam teks lisan fungsional dan monolog pendek sederhana berbentuk *descriptive*, dan *narrative* untuk berinteraksi dengan lingkungan sekitar

B. Kompetensi Dasar

Mengungkapkan makna dalam monolog pendek sederhana dengan menggunakan ragam bahasa lisan secara akurat, lancar, dan berterima untuk berinteraksi dengan lingkungan sekitar dalam teks berbentuk *descriptive* dan *narrative*.

C. Indikator Pencapaian Kompetensi

1. Mengungkapkan secara lisan teks monolog berbentuk narrative.
2. Merespon unsur kebahasaan dalam teks narrative dalam bentuk simple past.

D. Tujuan Pembelajaran

1. Siswa mampu mengungkapkan secara lisan teks monolog berbentuk narrative.
2. Siswa mampu merespon unsur kebahasaan dalam teks narrative dalam bentuk simple past

E. Materi Pokok

1. Narrative Text

Narrative merupakan jenis text berupa cerita atau dongeng yang bertujuan untuk menghibur pembaca. Cirri utama text narrative adalah terdapatnya masalah dan langkah untuk memecahkan masalah tersebut.

Struktur:

- 1.Orientation: pendahuluan atau pembuka berupa pengenalan tokoh, waktu dan tempat.
- 2.Complications/crisis: pengembangan konflik/pemunculan masalah
- 3.Resolutions: penyelesaian masalah
- 4.Reorientation: penutup (optional)
- 5.Coda: perubahan yang terjadi pada tokoh dan pelajaran yang dipetik dari cerita.

F. Metode Pembelajaran/Teknik:

Story Completion Technique

G. Langkah-langkah Kegiatan Pembelajaran

Pertemuan 6

Tahapan Pembelajaran	Kegiatan Pembelajaran	Waktu

Kegiatan Awal	1. Menyapa siswa	2
	2. Memeriksa kehadiran siswa	3
	3. Menyampaikan tujuan pembelajaran	5
	4. Menyampaikan kegiatan-kegiatan yang akan dilakukan	5
Kegiatan Inti	5. Menjelaskan materi tentang narrative text	10
	6. Memberikan materi tentang narrative text	10
	7. Memberikan beberapa pertanyaan mengenai narrative text yang telah di pelajari	10
	8. Siswa menjawab pertanyaan dengan menggunakan chain drill technique	20
Kegiatan Akhir	9. Menyimpulkan materi yang telah dipelajari	10
	10. Menutup pelajaran	5

H. Media dan Sumber Belajar:

Media presentasi : papan tulis

Media latihan: worksheet

Sumber:

- Kamus bahasa inggris

-


I. Penilaian

1. Teknik: performance assessment

2. Bentuk: Tes Lisan

3. Pedoman Penilaian:

No	Score	Classification
1.	6	Excellent
2.	5	Very Good
3.	4	Good
4.	3	Average
5.	2	Poor
6.	1	Very Poor



APENDIX H

RESEARC INSTRUMENT

1. Pre-test

Choose one of the pictures that you want and explain according to your own words. You have two until three minutes to speak



2. Post-test

Choose one of the pictures that you want and explain according to your own words. You have two until three minutes to speak



Apendix I
Documentations



UNIVERSITAS ISLAM NEGERI
ALAUDDIN
MAKASSAR





CURRICULUM VITAE



The writer, Rahmawana was born on April 7th, 1994 in Madining, the district of Soppeng, South Sulawesi, Indonesia. She has two sisters. She is the last children of Abdul Rahman and Asirah. In 2000, she started her education in Elementary school SD 56 Marioriawa and graduated in 2006. She continued her study in SMP Negeri 2 Marioriawa and graduated in 2009. And then She continued her study in SMA Negeri 6 Soppeng and graduated in 2012. In 2013, She continued her study in English Education Department of Tarbiyah and Teaching Science Faculty of Alauddin Islamic state University of Makassar.

UNIVERSITAS ISLAM NEGERI
ALAUDDIN
M A K A S S A R