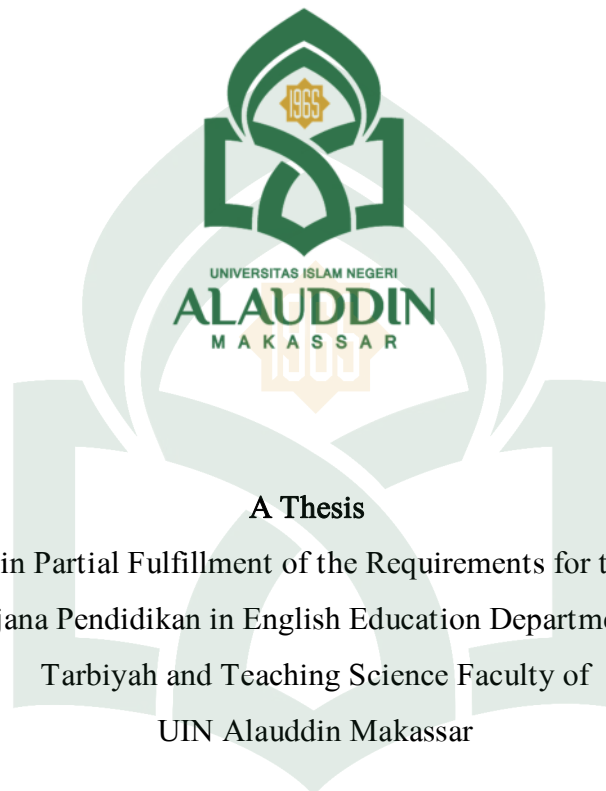


**USING HOT POTATO TECHNIQUE TO TEACH EXTENSIVE
SPEAKING SKILLS AT THE SECOND GRADE STUDENTS
OF SENIOR HIGH SCHOOL 3 TAKALAR**



A Thesis

Submitted in Partial Fulfillment of the Requirements for the Degree of
Sarjana Pendidikan in English Education Department of
Tarbiyah and Teaching Science Faculty of
UIN Alauddin Makassar

UNIVERSITAS ISLAM NEGERI

By :

KARTIKA SARI

Reg. Number : 20400113152

ALAUDDIN
M A K A S S A R

ENGLISH EDUCATION DEPARTMENT

TARBIYAH AND TEACHING SCIENCE FACULTY

ALAUDDIN STATE ISLAMIC UNIVERSITY OF MAKASSAR

2017

PERYATAAN KEASLIAN SKRIPSI

Mahasiswa yang bertanda tangan dibawah ini :

Nama : Kartika Sari
NIM : 20400113152
Tempat/tgg. Lahir : Pattallassang/ 14 September 1995
Jur/prodi/konsentrasi : Pendidikan Bahasa Inggris
Fakultas : Tarbiyah dan Keguruan
Alamat : Jl. H. M. Yasin Limpo, Samata, Gowa
Judul : *“Using Hot Potato Technique to Teach Extensive Speaking Skills at the Second Grade Students of Senior High School 3 Takalar.”*

Menyatakan dengan sesungguhnya dan penuh kesadaran bahwa skripsi ini adalah benar hasil karya sendiri. Jika dikemudian hari terbukti bahwa ini merupakan duplikat, tiruan, plagiat atau dibuat oleh orang lain, sebagian atau seluruhnya, maka skripsi dan gelar yang diperoleh karena batal demi hukum.

Makassar, 16 Oktober 2017
Penyusun,



Kartika Sari
20400113152

UNIVERSITAS ISLAM
ALAUDDIN
M A K A S S A R

PERSETUJUAN PEMBIMBING

Pembimbing penulisan skripsi saudara **Kartika Sari, NIM : 20400113152** mahasiswa Jurusan Pendidikan Bahasa Inggris pada Fakultas Tarbiyah dan Keguruan UIN Alauddin Makassar, setelah meneliti dan mengoreksi secara seksama skripsi yang bersangkutan dengan judul *“Using Hot Potato Technique to Teach Extensive Speaking Skills at the Second Grade Students of Senior High School 3 Takalar”* memandang bahwa skripsi tersebut telah memenuhi syarat-syarat ilmiah dan dapat disetujui ke sidang munaqasyah.

Makassar, 16 Oktober 2017

Pembimbing 1

Pembimbing 2



Dr. H. Abd. Muis Said, M.Ed.TESOL.
NIP. 19561231 199003 1 024



Muh. Rusydi Rasyid, S.Ag., M.Ag., M.Ed.
NIP. 19721208 199803 1 003

UNIVERSITAS ISLAM NEGERI
ALAUDDIN
M A K A S S A R

PENGESAHAN SKRIPSI


Skripsi yang berjudul "Using Hot Potato Technique to Teach Extensive Speaking Skills at the Second Grade Students of Senior High School 3 Takalar" yang disusun oleh saudari Kartika Sari, NIM: 20400113152, Mahasiswa Jurusan Pendidikan Bahasa Inggris pada Fakultas Tarbiyah dan Keguruan UIN Alauddin Makassar, telah diujikan dan dipertahankan dalam sidang munaqasyah yang diselenggarakan pada hari Jumat, tanggal 17 Nopember 2017 yang bertepatan dengan tanggal 28 Safar 1439 H dan dinyatakan telah dapat diterima sebagai salah satu syarat untuk memperoleh gelar Sarjana Pendidikan (S.Pd) pada Fakultas Tarbiyah dan Keguruan, Jurusan Pendidikan Bahasa Inggris dengan beberapa perbaikan.

Samata – Gowa, 17 Nopember 2017 M
28 Safar 1439 H

DEWAN PENGUJI


(SK. Dekan No. 2688 Tertanggal 14 Nopember Tahun 2017)

Ketua : Dr. Kamsinah, M.Pd.I.
Sekretaris : Sitti Nurpahmi, S.Pd., M.Pd.
Munaqisy I : Dr. H. Nur Asik, M.Hum.
Munaqisy II : Dr. Kaharuddin S.IP., M.Hum.
Pembimbing I : Dr. H. Abd. Muis Said, M.Ed., M.TESOL.
Pembimbing II : Muh. Rusydi Rasyid, S.Ag., M.Ag., M.Ed.



Diketahui oleh:

Dekan Fakultas Tarbiyah dan Keguruan
UIN Alauddin Makassar, //


Dr. H. Muhammad Amri, Lc., M.Ag. //
NIP. 19730120 200312 1 001

ACKNOWLEDGEMENT



Alhamdulillah Rabbil ‘Alamin, the researcher would like to express her deepest gratitude to the almighty Allah SWT, the only provider, the most merciful who gives guidance, inspiration and good healthy for all time to conduct the writing of this thesis. Also shalawat and salam are always delivered to our great prophet Muhammad SAW who had brought us from the darkness to the lightness.

During the writing of the thesis, the researcher received much assistance from a number of people, for their valuable guidance, correction, suggestion, advice and golden support. Without them, the writing of this thesis would never been possibly completed. Therefore, the researcher would like to express the greatest thanks and appreciation for those people, especially to:

1. The researcher's beloved parents **Muh. Rustam and Hj. Sabariah, S.Pd.** and my beloved sister **Indra Rukmini Sari, S.Hum.** for their prayer, financial, motivation and sacrificed for his success, and their love sincerely and purely without time.
2. **Prof. Dr. Musafir Pababari, M.Si.**, the Rector of Alauddin State Islamic University of Makassar for his advice during the years of study.
3. **Dr. H. Muhammad Amri, Lc., M.Ag.**, the dean and all the staffs of Tarbiyah and Teaching Science Faculty of Alauddin State Islamic University of Makassar for their advice and motivation.

4. **Dr. Kamsinah, M.Pd. I., and Sitti Nurpahmi, S.Pd., M.Pd.,** the head and secretary of English Education Department, Tarbiyah and Teaching Science Faculty of Alauddin State Islamic University of Makassar.
5. The researcher's consultants, **Dr. H. Abd. Muis Said, M.Ed.TESOL.** and **Muh. Rusydi Rasyid, S.Ag., M.Ag., M.Ed.,** who have helped, guided, and supported the researcher during the writing of her thesis, thank you so much.
6. The most profound thanks delivered to all the lecturers of English Education Department and all the staffs of Tarbiyah and Teaching Sciences faculty at Alauddin State Islamic University of Makassar for their multitude of lesson, lending a hand, support and guidance during the researchers' studies.
7. Big thanks to the headmaster of SMA Negeri 3 Takalar **Drs. Abdullah, MM.** for the opportunity to do the research in his school and especially thanks to English teacher of SMA Negeri 3 Takalar **Hasbuddin Nur, S.Pd.** for his time, guidance, and advice during the research.
8. Thanks to all the second grade students of SMA Negeri 3 Takalar in academic year 2017/2018 especially to **XI MIA 3** who gave their time so willingly to participate in this research.
9. The researcher's brothers and sisters in English Education Department **PBI 7** and **PBI 8** (Academic Year 2013) thank you for their sincere friendship and assistance during the writing of this thesis.
10. The researcher brothers and sisters in English Youth Community; **Anggun Wicaksono S.Pd, Muhammad Fajar Siddiq S.Pd, Nugroho, Riyan, Rifky,**

Subhan, Alwi, Adel, Nursaidah, Dewy, and all friends who could not be mentioned here. Thank for your support.

11. The researcher best friends; **Reski Amalia Syamsuddin, Masniyah, Ahmad Junaid, Muhammad Mas'ud MS, Moh. Zukri Prasetyo S., Najamuddin and Armadi Jaya.** Thank you for helping me in solving the problems I found during completing this thesis.
12. The researcher others best friends; **Andi Arman Ardiansyah, Muh. Akhyar, Hermiati, Rahmawana, Mirnawati, Wahyuni, Kasmawati Amir, Nurfaidah Lestari, Nursyamsul Rizal, Gusman, Ichsan Ananta Wikrama, Nurul Ainun Bosra, Nuraini Hamnar,** Thank you for everyday experiences during the writing of this thesis.
13. Thanks to my best childhood's friends; **Muh. Alfian Amin, Muh. Ismail Walid, and Sarkiah Mutmainnah Amir,** Thank you for always support and beside me in every situation.
14. All of the people around the researcher's life who could not be mentioned. Thank for the big suggestion, motivation and pray to her.

The researcher realizes that the writing of this thesis is far from perfect. Remaining errors are the researcher's own; therefore, constructive criticisms and suggestions will be highly appreciated. May all our/the efforts are blessed by Allah SWT. Aamiin.

Makassar, 16 Oktober 2017
The researcher

Kartika Sari
NIM 20400113152

LIST OF CONTENTS

	<i>Page</i>
TITLE PAGE	i
PERNYATAAN KEASLIAN SKRIPSI.....	ii
PERSETUJUAN PEMBIMBING	iii
PENGESAHAN SKRIPSI.....	iv
ACKNOWLEDGMENTS	v
LIST OF CONTENTS.....	viii
LIST OF TABLES	xi
LIST OF APPENDICES	xii
ABSTRACT	xiii
CHAPTER I. INTRODUCTION	
A. Background	1
B. Research Problem.....	3
C. Research Objective.....	3
D. Research Significance	3
E. Research Scope	4
F. Operational Definition of Terms	5
CHAPTER II. REVIEW OF RELATED LITERATURE	
A. Some Previous Related Findings.....	6
B. Some Pertinent Ideas	9
C. Theoretical Framework	23
D. Hypothesis	24
CHAPTER III. RESEARCH METHOD	
A. Research Design	25
B. Research Variables	26
C. Population and Sample	26

D. Research Instruments	27
E. Data Collecting Procedure	27
F. Techniques of Data Analysis.....	29
G. Research Procedure	34
 CHAPTER IV FINDINGS AND DISCUSSIONS	
A. Findings	37
B. Discussions	43
 CHAPTER V CONCLUSIONS AND SUGGESTIONS	
A. Conclusions	46
B. Suggestions	47
BIBLIOGRAPHY	48
APPENDICES	51
CURRUCULUM VITAE	

LIST OF TABLES

Table 4.1	The distribution of frequency and percentage of score Experiment Class in pre-test.....	33
Table 4.2	The distribution of frequency and percentage of score Experiment Class in post-test.....	33
Table 4.3	The distribution of frequency and percentage of score Control Class in Pre-test.....	35
Table 4.4	The distribution of frequency and percentage of score Control Class in Post-test.....	35
Table 4.5	The mean score and standard deviation of Experimental Class And Control Class in pre-test and post-test.....	36
Table 4.6	Distribution the value of t-test and t-table.....	37



LIST OF APPENDIX

- Appendix I** : The Students' Attendance List Experiment and Control Class
- Appendix II** : The Row Score of the Students' Pre-test and Post-test in experiment class.
- Appendix III** : The Row Score of the Students' Pre-test and Post-test in control class.
- Appendix IV** : The mean score of Experimental Class and Control Class.
- Appendix V** : Standard deviation of Experimental and Controlled class.
- Appendix VI** : The Significant Difference
- Appendix VII** : The Distribution of T-Table
- Appendix VIII** : Lesson Plan
- Appendix IX** : Research Instrument
- Appendix X** : Documentation

UNIVERSITAS ISLAM NEGERI
ALAUDDIN
M A K A S S A R

ABSTRACT

Name : Kartika Sari
Reg. Number : 20400113152
Department/faculty : English Education/Tarbiyah and Teaching Science
Title : *Using Hot Potato Technique to Teach Extensive Speaking Skills at the Second Grade Students of Senior High School 3 Takalar*
Consultant I : Dr. H. Abd. Muis Said, M.Ed.TESOL.
Consultant II : Muh. Rusydi Rasyid, S.Ag., M.Ag., M.Ed.

This research aims to find out the enhancement of the students' speaking skills by using hot potato technique at the second grade students of Senior High School 3 Takalar. The principle problem was only one that was "To what extent is using hot potato enhance the second grade students' speaking skills at Senior High School 3 Takalar?"

The study was quasi Experimental Design using "Nonequivalent Control Group Design. The study involved 40 students, second grade students in academic year 2017/2018 of Senior High School 3 Takalar. The independent variable of this research was Hot Potato Technique and the dependent variable was students' speaking skills especially in students' speaking fluency.

The data were analyzed using descriptive statistic (frequency, mean score, and standard deviation) and inferential statistic (independent sample t-test). The research discovers that the speaking skill of the second grade students of Senior High School 3 Takalar enhanced by using Hot Potato Technique by the increase of mean score of experimental class that is 2.1 in the pre-test and 4.15 in the post-test. The result of the t-test also shown that using Hot Potato Technique in teaching speaking skills was effective in enhancing the students' speaking skills especially students' speaking fluency because the t-test, 3.91, was higher than t-table, 2.024 ($3.91 > 2.024$).

Based on the finding and discussion of the research, the researcher suggested that Using Hot Potato Technique in teaching was able to use in teaching speaking skill and the researcher concluded that used Hot Potato Technique was effective and interesting Technique in teaching speaking especially in teaching the students' speaking fluency.

CHAPTER I

INTRODUCTION

A. Background

English has four skills there are: listening, speaking, reading, and writing. Among the four skills, speaking is considered as crucial one. Through speaking, people can both convey information or ideas and maintain social relationship with others. According to Nasir (2013) speaking itself as productive skill has significant role in communication particularly in doing conversation whether with our mates or other new faces. Moreover, a large percentage of the world's language learners study English in order to be able to communicate fluently. Based on British council report in Syakir (2007), more than two billion people use English to communicate. Some people often think that the ability to speak a language is the product of language learning.

Speaking ability also becomes the main objective of language learning especially in senior high school in Indonesia. According to KTSP (School Based Curriculum) of English for SMA, speaking must be taught to the students because it is one of language skill besides reading, listening and writing. Moreover students are expected to be able to communicate English well (Depdiknas 2006 in Amri 2007). In fact, there are many students do not master in speaking because of lack of vocabulary and self confidence.

Based on the researcher's preliminary observation which was done on October 31st 2016, the researcher got the problems of the students in speaking skill, the students were lazy to speak, their mood in learning and many problems. The researcher assumed that the method which is used by teacher became the big problem, teachers conducts their learning in the classroom by using conventional method, for instance speech, that's make the students be passive or we can call as a teacher center, the students only stuck on the teachers' explanation, they only pay attention to the teacher until the end of the lesson. As the result of this way, there are number of students who was getting bored cause of they cannot deliver their ideas.

Referring from the problems, the teacher must think about the methods that can be used to extend the information for the methods that can be used to extend the information for the students, where the methods must be appropriated with the materials that will be given. Teachers must have many ideas to make the teaching and learning process is not monotonous. The classroom can be successful if the teacher can choose the best method to give the information and materials for the students. The ability of teachers in using teaching methods will influence the students' achievements.

One of the ways that the teacher can use is Hot Potato Technique. Hot Potato is a fast-paced cooperative learning structure that promotes the contribution of a range of different ideas. According to Pinto, et all (2014: 37) this technique include a big group and give a chance to the students to offer their knowledge or their opinion in front of their friends with the special topic from the teacher. So the students can get

new information from their friends and also can enhance their confidents and force the students to be more critical in speaking.

According to Vargan and Monge (2014: 319) Hot potato gives feedback immediately to the students. The students try to create new ideas in each topic. It pushes the students keep delving divergently to create ideas. By using this technique, the students can be more active in speaking in front of their friends because it uses a hot news topic and make the students think critically.

Related to the explanations above, the researcher decides to carry out a research entitled *Using Hot Potato Technique to Teach extensive Speaking Skills at the Second Grade Students of Senior High School 3 Takalar.*

B. Research Problem

Based on the background above, the researcher states that the problem statements of this research is “To what extend is using hot potato enhance the second grade students’ speaking skill at SMAN 3 Takalar? “

C. Research Objective

The specific objective of the research is “To find out the enhancement of the students’ speaking skill by using Hot Potato Technique.”

D. Significance of the Research

The results of this study are expected to give both theoretical and practical benefits as follows:

1. Theoretically

The result of this study is expected to disclose the benefit of use Hot Potato Technique in enhancing the students' speaking skills in the classroom.

2. Practically

a. Teacher

This research is expected to help the teacher guide their students in enhancing their speaking ability. The teacher can use the material effectively and she/he can use the technique to make the students understand speaking. The last, the teachers will have additional experiences in teaching speaking to the students.

b. Students

The students would be interested and motivated to speak in the classroom. It will improve the student's speaking skill. all of students are able to speak English and to share the ideas and their opinion related the topic with the others.

c. Researcher

This research is expected to bring positive impact and it will be a new reference to the other researchers.

E. *Scope of the Research*

Based on the background of the study above, this study is limited to find out the improving of students' fluency in speaking through Hot Potato Technique. The subject of the study is the second grade students of Senior High School 3 Takalar.

F. *Operational Definition of Term*

These are a few operational definition of important words in this research in order to avoid misunderstanding. They are:

1. Hot Potato Technique

Hot Potato

According to Pinto, et all (2014: 37) this strategy include a big group and give a chance to the students to offer their knowledge or their opinion in front of their friends with the special topic from the teacher. Hot Potato is a technique where each group is given a sheet of paper with a topic to brainstorm. After a few minutes, each member of groups come forward and talks about the subtopic that has been given by the researcher. On a given signal, the subtopic papers are passed around to the next group who read the subtopic first and add extra ideas by their own word directly.

Technique

Technique is the level at which classroom procedures are implemented or handled.

2. Extensive Speaking Skill

Bahar (2013: 24) This speaking type requires the students to give extended monologues in the form of oral reports, summaries, or perhaps short speech. And the students' skill in speaking is the process of building and sharing meaning about something, new information or their ideas with others.

CHAPTER II

REVIEW OF RELATED LITERATURE

This chapter discuss about the related findings, theoritical frameworks, and hypothesis.

A. Some Previous Related Findings

In this research, there are some reviews of related findings from the previews research, they are:

The first preview finding comes from Yani Purnamasari (2012: 58) 'Increasing the Student' Speaking Ability Through The Power of Two Technique In The Second Year At Man Suli Palopo Ragency'. She found that the use of cooperative learning (the power of two) in teaching speaking contributes to the students' achievements in speaking English ability. It was proven by the data shown. The students' mean score in the pre-test was **13.65** and the students' mean score in the competence test often the first cycle was **47.60**. This is considered a good improvement of the students' achievement.

The second preview finding comes from Suriani (2013: 42) 'Improving the Students Speaking Ability Through Problem Based Learning Strategy At The Second Year Students Of Smpn 3 Bulupoddo'. She explained that Problem Based Learning Strategy can be used to make the students great in speaking and thinking, the relationship among the students were closer as they had to speak in Problem Based Learning Strategy, could increase students' confidence by giving them opportunity to speak using Problem Based Learning Strategy in front of the

class, and it can lead the students into a professional speaking. The data from her research has showed that in pre-test of experimental class achieved 2,5 and after giving treatment achieved 2.95, and pre-test of control class achieved 2.30 and after giving the treatment achieved 2.43.

The third preview finding comes from Budiayarno (2014: 54), *'Improving the Second Year Students' Speaking Ability Through Case Presentation Method At Sma Yapip Makassar Sungguminasa'*. He said that the application of case presentation method could significantly improve the students' speaking ability in terms of accuracy dealing with vocabulary, grammar and fluency dealing smoothness. It proven by the data shown that The students' speaking ability in terms of accuracy and fluency, the mean score of the students' speaking ability in diagnostic test was 5.30. It was categorized as very poor classification. While the mean score of the students' speaking test in cycle I was 6.27. It was higher than the mean score of the students' diagnostic test. But the result was not significant from the result which was expected according to the background namely 6.5. Cycle II and the mean score of the students' speaking test was 7.29. It indicated the significant score from the result expected in the background namely 6.5. The result above was acquired from the students' speaking ability in terms of speaking accuracy and speaking fluency.

The student's Speaking accuracy dealing with vocabulary, the mean score of the students' diagnostic test was 5.45, the mean score of the students' speaking in cycle I was 6.37 and the mean score of the students' speaking in cycle II was 7.36. The students speaking accuracy dealing with grammar, the mean score of the

students' diagnostic test was 5.34, the mean score of the students' speaking in cycle I was 6.28 and the mean score of the students' speaking in cycle II was 7.40. The students' Speaking fluency dealing with the Smoothness, the mean score of the students' diagnostic test was 5.21, the mean score of the students' speaking test in cycle I was 6.23 and the mean score of the students' speaking test in cycle II was 7.21.

The fourth previous finding comes from Siti Kiftiah (2014: 56) 'Improving The Second Year Students' Speaking Ability By Using Strip Story Technique (A Class Action Research Of Smpn 27 Makassar)'. She said that using Strip story technique can improve second year students' speaking ability. It was proved by students' score from the speaking test. Based on the data in the previous chapter, it showed that there were improvements of students' achievement in speaking test from first cycle and second cycle. The students' score from the reading test in first cycle the students' success was 38 % and the second cycle became improvement to 79 % of students' success in the class.

In addition, Sitti Rahmayanti (2013: 60) 'Increasing the Second Year Students' Speaking Ability through Watching Movie at the Senior High School 1 Takalar'. She said that the second year students' speaking ability at the Senior High School 1 Takalar tend to be improved after applying watching movie as a media in learning process. It was showed by the result of the given test in the third cycle higher than the second and the first cycle. It proven by the score of the students increased. The students' mean score in the first observation of the first cycle was 44.6 and in the second observation in the second cycle was 75.2, and

79.9 in the third observation of the third cycle. It was a good improvement of students' achievement.

Based on the literature review above, all of them take speaking as the main skill but with different strategies or methods in the different places. To make different research with other researchers, the researcher had bravely to do the research about local language with title *using Hot Potato Strategy to Teach Speaking Skill at the Second Grade of Senior High School 3 Takalar*.

B. Some Pertinent Ideas

1. The Concept of Speaking

a. Definition of Speaking

Speaking is known as oral skill that plays necessary role in human interaction and communication. Learning to speak is considered more difficult by the students than learning to understand the spoken language. Speaking ability is important process of language learning when people communicate their ideas, minds and feeling to the other, to deal so far with the concept of oral skills.

Brown (2001) speaking is an interactive process of constructing that involves producing and receiving information, its forms and meaning are dependent on the context in which it occurs, including the participants themselves, their collective experiences, the physical environment, and the purposes for speaking, it is often spontaneous, open-ended and involving.

Widdowson, (1985) states that speaking means of oral communication in giving information which involves two elements, namely the speaker is someone

who gives the message and the listener is someone who receives the message. in other word, the communication involves the productive skill of listening.

Widdowson, (1985) states that an act of communication through speaking is commonly performed in face to face intraction and occurs as part of dialogue or rather from or verbal exchange. Therefore it is depends on an understanding of what else has been said in the interaction. Furthermore, Byrne, (1976:8) states that speaking is a means of oral communication in giving ideas or impormation to others. It is the most essential way in which the speaker can express himself through the language.

Relating to the explanation above, the researcher concludes that speaking is process between speaker and listener giving information each other and both listener and speaker are active during the oral communication takes place. The act of speaking involves not only the production of the sound but also the use of gesture, the movement of the muscles of face, and indeed of the whole body. All of these non vocal of speaking as a communication activity are transmitted through the visual medium.

b. Kinds of Speaking

Speaking is commonly divided in two kinds, namely speaking performance and speaking competency.

1) Speaking Performance.

Manser in Budiayarno (2014), states that performance is the person's process or manner of play. Therefore, researcher may conclude that the speaking performance is the way of one's manner in speaking,

2) Speaking Competency

Manser in Budiayarno (2014), defines that competency has ability, skill, and knowledge to do something. Then, through this basic definition, researcher also may conclude that speaking competency is one's ability to speak which is supported with adequate skill and knowledge and it is not assessed by how is delivered.

c. Elements of speaking

a) Pronunciations

As we know one of element in practice of language is sound. Sound in here writer mean is pronunciation. Wilga M River in Ridwan (2012: 9) said pronunciation that include vowel, consonant, stress, and intonation. Sometimes the students fell hard to speak because of their friends and the teacher'. For examples, if the students try to speak up in or outside the class the teachers' and their friends' are critic that because of the pronunciation is not like the international standard.

b) Vocabulary

Vocabulary is the most important thing to be mastered to people who want to have skill in speaking. The vocabulary form is the center of interest for the students and the teacher. It is the first element that should be taken by every English teacher in learning of language. According to Charles F in Darmawati (2010: 13) vocabulary refers to the selection of word that suitable with content

without vocabulary speaking is impossible. Therefore this element is somewhat essential to learn before practicing of speaking.

The students sometimes get trouble in memorizing all vocabulary that they have known because they still remember their language. The students need to practice more to keep them in mind with their way and pronunciations. Vocabulary is also the most important thing to be mastered to people who want to have skill in speaking. The vocabulary form is the center of interest for the students and the teacher. It is the first element that should be taken by every English teacher in learning of language.

c) Grammar

As for the use of structure signal, students should learn it by acquiring a set of habit and not merely recording examples for usage. In this case, the students should be trained to acquire the habit of producing them automatically. This is the best done through oral pattern practice. For instance, the students imitate the teacher in producing a certain pattern. In other word the students are able to express their knowledge through speaking ability; the students should have mastered the grammar, so they can speak English well.

d) Fluency

Fluency is refers to how well a learner communicate meaning than how many mistakes that they make in grammar, pronunciation and vocabulary. Language is habit. It means that all language need exercise or practice. The difficulties of the students are they do not know how to express their ideas in

English particularly. They only practice to speak English when they are studying English. They never practice with their friends.

e) Comprehensibility

Comprehensibility is an ability to understand, know or getting the speaker's point (message) to other partner.

f) Self-confident

According to Charles F. in Darmawati (2012: 14) Self-confidence becomes an important factor in speaking learning process. A student with good grammatical and vocabulary master different with other student who every day is using mother tongue that automatically not has much vocabulary.

Speaking is the oral communication. In our speaking with other people all we need braveness. There are many students who have less confidence in themselves, so they cannot communicate. The effect of this, sometimes students feel embarrassed to speak English, it may be caused by psychological aspects.

g) Situation

In formal situation, the students cannot speak freely such as in meeting discussions, seminar and they are really difficult to express their ideas. Component of speaking above is very important because teaching speaking of foreign language such as English is not easy. A teacher before teaching the students has to know the task of teacher. In general the teacher should acknowledge or identify what target of goal will be achieved in teaching the language and to whom the teacher teaches.

h) Appropriate topics

In learning and teaching process, the teacher should give the students some opportunities to speak in front of class or they should be given many interesting material. The students' interest to speak is enthusiastically, but the main factor influencing the students' speaking ability level is no appropriate topics which are suitable with the students' level.

d. Speaking in Social Context

Recognizing "Speaking" in term of definition is not the end to understand what speaking is, it is also important to recognize it in term of its types. As the matter of fact, understanding the defitiom of speaking gives the students a clearer picture about the existing components (a unifying system) that shapes a skill in spoken language called speaking. On the other hands, identifying the types of speaking would lead us to see how speaking is employed for communicating ideas and building relationship in social lifes. According to Brown in Bahar (2013: 18), categories speaking into two types:

a) Monologue

Monologue is a kind of speaking which is normally found in our lives as in speeches, lectures, and new broadcasts.

- Planed monologue

It is usually preceded by preparing some prewritten materials to be delivered such as official speeches and New Broadcasting.

- Unplaned monogue

It is usually an impromptu one way speaking such as lectures and long story in conversation.

b) Dialogue

- Interpersonal Dialogue

~ Unfamiliar

~ Familiar

- Transactional Dialogue

~ Unfamiliar

~ Familiar

e. Speaking in Classroom Context

Bahar (2013: 22) Speaking is the act of saying something orally in which the act is built by a language system containing grammar, vocabulary, pronunciation as well as cultural awareness in a spoken discourse. Speaking not only occurs in social context, but also occurs in classroom context where students learn and practice using foreign language. Using a foreign language socially tends to be natural, while using a foreign language pedagogically tends to be artificial since in order to make the students speak, the teachers intentionally provide some classroom activities which are aimed at stimulating the students' oral production. In the classroom, the students may produce several types of speaking performance that are carried out from a continuum of classroom activities to promote communicative competence. According to Brown in

Bahar (2013:22), there are six speaking categories that students may carry out in the classroom.

1. Imitative Speaking

Imitative speaking refers to producing speech by imitating language forms either phonological or grammatical e.g. the students practice an intonation contour or try to pinpoint a certain vowel sound. Therefore, it said that imitating of this kind is carried out not for the purpose of meaningful interaction, but for focusing on orally repeating certain strings of language that may pose some linguistic difficulty.

2. Intensive Speaking

Intensive speaking goes a step further than imitative. If imitative speaking is generated through drillings, intensive speaking can be self-initiated or it can even from part of some pair work activity, where learners are going over to practice some phonological or grammatical aspect of language.

3. Responsive Speaking

Responsive speaking refers to the students' speech production in the classroom in the form of short replies or student-initiated questions or comments. These replies are usually sufficient and do not extend into dialogues which can be meaningful and authentic e.g.

T: How are you today?

S: Pretty good, thanks, and you?

4. Transactional Speaking

Transactional Speaking is conducted for the purpose of conveying and exchanging specific information. It can be viewed as an extended form of responsive speaking. This type of speaking is more responsive nature than negotiate as in conversations e.g.

T: what is the main idea of this essay?

S: The UN should have more authority

T: more authority than what?

S: Than it does right now.

T: well, what do you mean?

S: for example, the UN should have the power to force a country like Iraq to destroy its unclear weapons.

T: you don't think the UN has that power right now?

S: Obviously not, Iraq is still manufacturing nuclear bombs.

5. Interpersonal Speaking

Interpersonal speaking is an interactional activity which is carried out more for purpose of maintaining social relationship than for the transmission of fact and information. This interactional speaking is a little trickier for some learners because it can involve some of the following factors:

- a. Casual register
- b. Colloquial language
- c. Emotionally charged language

- d. Slag
- e. Ellipsis
- f. Sarcasm, etc.

For example:

A: Hi, Bob, how's it going?

B: Oh, so-so.

A: what a great weekend, huh?

B: well, far be it from me to criticize, but i am pretty miffed about last week.

A: What are you talking about?

B: I think you know perfectly, what I am talking about

A: oh, that... how come you get so bent out of shape over something like that.

6. Extensive Speaking

Extensive Speaking may be the highest level of speaking since this can only be carried out by students at intermediate to advanced levels. This speaking type requires the students to give extended monologues in the form of oral reports, summaries, or perhaps short speech. Here, the register is more formal and deliberative. These monologues can be planned or impromptu.

From the explanation above, the researcher can concludes that the researcher takes speaking in classroom context especially extensive speaking because it's the most suitable than other.

2. The Concept of Hot Potato Technique

a. Hot Potato

1) Definition of Hot Potato

Hot Potato is a fast-paced cooperative learning structure that promotes the contribution of a range of different ideas. According to Pinto, et al (2014: 37) this strategy include a big group and give a chance to the students to offer their knowledge or their opinion in front of their friends with the special topic from the teacher. So the students can get new information from their friends and also can enhance their confidents and force the students to be more critical in speaking.

Vargan and Monge (2014: 319) Hot potatoes give immediately feedback to the students. The students will try to create new ideas in every each topic. It pushes the students keep digging or more divergently to create ideas.

b) The advantages and benefits of hot potato

There are some benefits of this activity (“Te Kete Ipurangi”, 2009):

- 1) Teachers can find out what the students know and use this for planning.
- 2) Students can activate and build their prior knowledge by thinking about what they know.
- 3) It is cooperative - students learn from reading each other's (often divergent) comments.

The advantages to this activity are:

- a) It pushes the students to keep digging deeper or more divergently to create ideas.

- b) It keeps the kinaesthetic learner involved
 - c) Change of pace which can be energising for the students
 - d) The involvement of the students as evidenced when their original sheets come back to them and they spontaneously read to see what has been added.
- c) Description

In Hot potato, students are put into groups and each student in the group is given a sheet of paper with a different topic or a question written at the top of the page. They are then given a short length of time to brainstorm and write down all the key points they can think of that are related to the topic before passing their paper on to the next person. Each time they receive a new topic the students read what is already written and add their statements. Key points cannot be repeated. The paper keeps getting passed around until it arrives back with its original owner. This strategy is effective in activating prior knowledge and vocabulary or it can also be used as a review tool.

Ryan Tony (2005) said, it involves the use of a 'round robin' format in developing and sharing information within a group. Hot potato encourages team members to pass their work onto other people in their group.

To introduce this structure:

1. The teachers divided the students into teams containing an equal number of members, if possible.
2. The teachers ask each of the teams to sit in a circle, so that sheets of paper can be easily passed from one person to the next.

3. The teachers provide each team member with a sheet of paper for recording their ideas.
4. The teachers assign a particular task to all teams e.g. develop a list of proposals for beautifying the school grounds.
5. The teachers ask each team member to record as many ideas as possible in a set time e.g. two minutes.
6. The teacher appointment the signal e.g. a ringing bell, they pass their sheet to the next person.
7. That person then reads the ideas in front of them, and proceeds to add some more ideas to that sheet, again within two minutes.

This process of passing the 'Hot Potato' continues until each team member ends up with their original sheet. All students should be reminded that once an ideas has been recorder, or an idea has been read on another sheet, it cannot be written down a second time. No repeats are allowed. Although groups of four or five students tend to work best this structure is capable of working with virtually any group size.

A graffiti wall is a variation on the hot potato strategy outlined above. As with hot potato, several topics or questions are written on sheets of paper and several students work on each piece of paper at the same time. The difference however is that the large sheets of paper are posted on the walls or floor around the room and the students move freely or in groups from one piece of paper to the next.

Classroom rules need to be clearly in place before this activity can be run successfully but most students like the opportunity to move around and to make choices and do not take advantage of the situation. The simplest way to introduce it is to keep the students in groups rotating on a signal from one sheet to the next.

b. Approach, Method, Technique and Strategy

- According to Zulfiqar (2012) Approach is more accurate to be defined as a way of beginning something 'how to start a suit'. Approach is the level at which assumptions and beliefs about language and language learning are specified.
- The method defined as way of doing things. In teaching and learning, a method is defined as 'means to an end'. The learning method can be interpreted as a comprehensive way (from beginning to the end) with a systematic order based on a specific approach to achieve learning goals (Zulfiqar, 2012). Method is the level at which theory is put into practice and at which choices are made about the particular skills to be taught, the content to be taught, and the order in which the content will be presented. Method is the level at which theory is put into practice and at which choices are made about the particular skills to be taught, the content to be taught, and the order in which the content will be presented. The way teachers implement plans that have been prepared in the form of activities and practices.

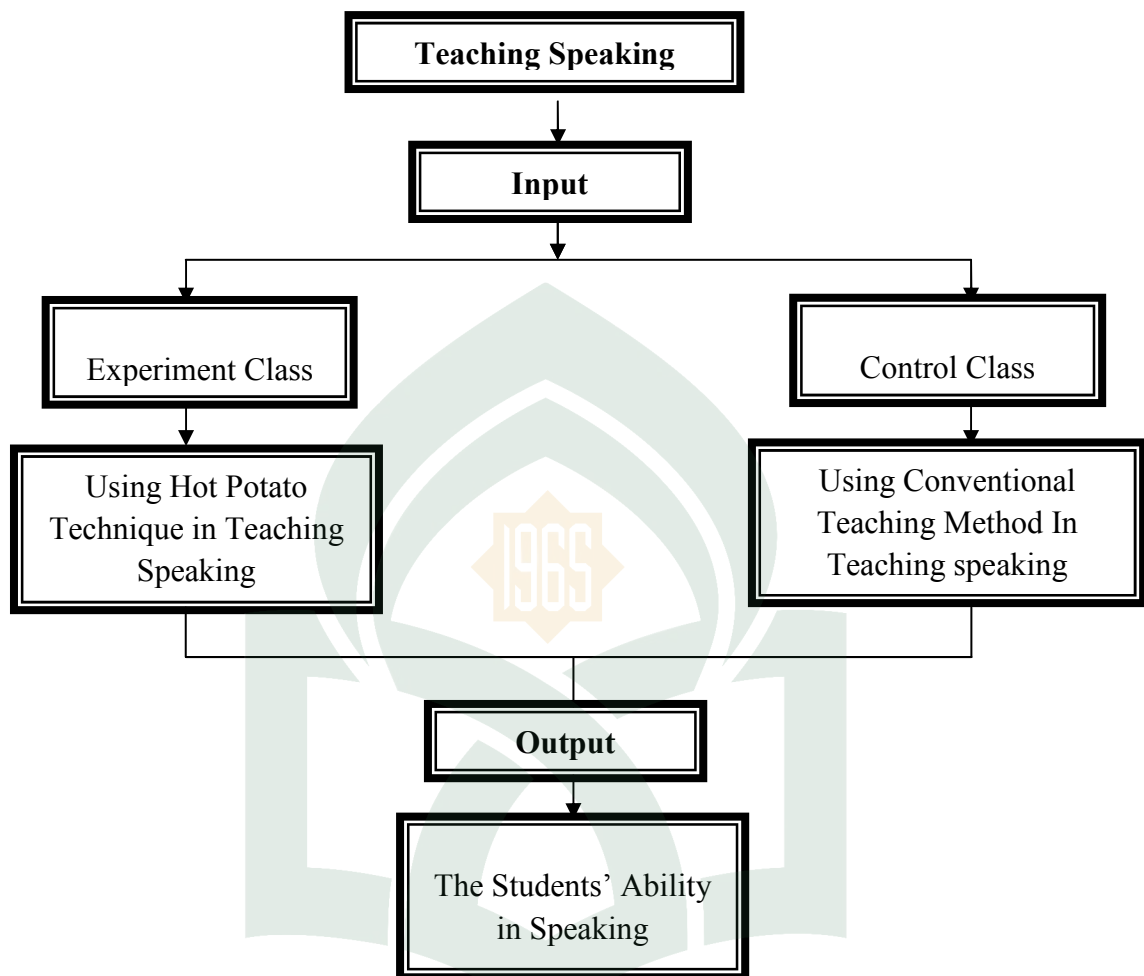
- Zulfqar (2012) The technique means manner, how to do or perform something or efforts, in ways that teachers use to carry out teaching in the classroom at the time of face to face in order to serve and consolidate the learning materials to achieve the goal of learning. Technique is the way in which a teacher implements a specific method. Carry out a method. It is implementation, meaning that a technique is something that actually takes place in language teaching or learning in the classroom. Technique is the level at which classroom procedures are implemented or handled.
- According to Brown in Zulfqar (2012) A strategy may be defined as a planned design for controlling and manipulating certain information. Strategy is learning activity plans that teachers and students must do.

According to the definitions above, the independent variable in this research is more suitable called a technique because the hot potato is the researcher's way that use in the classroom to handled the students in learning process.

C. Theoretical Framework

According to Shrouf, F (2014) Speaking is the key of communication. By considering what good speakers do, what speaking tasks can be used in class, and what specific needs learners report, teachers can help learners to improve their speaking and overall oral competency.

The conceptual framework of this research is as follows:



Based on framework before, the researcher teaches speaking using Hot Potato Technique in two classes. First is experimental class and the second is control class. In experimental class, the researcher uses Hot Potato Technique in teaching Speaking. Different from control class, the researcher uses conventional teaching method in teaching speaking.

D. Hypothesis

Based on the research focus, the researcher hypothesis was H_1 The use of Hot Potato Strategy can enhance the students' skills in speaking at the Second Grade Students in Senior High School 3 Takalar.

CHAPTER III

RESEARCH METHOD

This chapter deals with research method, research variables, population and sample, research instrument, data collection procedures, data analysis techniques.

A. Research Design

The research conducted with Quasi Experimental Design; exactly Nonequivalent Control Group Design that involving two groups of classes. One group treated as the experimental class and other group treated as the control class. In experimental class, the Hot potato technique conducted as well as post-test and pre-test and the control class only get the post-test and pre-test.

This is a model of Quasi-Experimental Design, exactly Non-equivalent Control Group Design.

E	O ₁	X	O ₂
C	O ₃		O ₄

Where:

E : Experimental class

C : Control class

O₁ : Pre-test (in experimental class)

O₃ : Pre-test (in control class)

X : Treatment that will be given for experimental class by using *Hot Potato Technique*

O₂ : Post-test (in experimental class)

O₄ : Post-test (in controlled class)

(Sugiyono, 2015:116)

B. Research Variables

There are two variables of this experiment research. They are Independent variable and dependent variable:

First, the independent variable is Hot Potato Technique, which is the by use this technique; it helped the students to improve their ability in English especially in speaking.

Second, the dependent variable is the students' speaking skills. Dependent variable is affected by independent variable. This research shows that Hot Potato Technique affects the students' ability in speaking or not.

C. Population and Sample

1. Population

Population was the total member of research respondents, while sample was a part or representation of population that was researched. The population of this research was taken from the Second Grade Students of SMAN 3 Takalar. The total numbers of population are 240 students, consists of 8 classes.

2. Sample

The technique sampling used in this research was purposive sampling. The researcher was took two classes as sample and divided into two groups, experimental class and control class. The researcher took XI MIA 3 consist of 20 students as experiment class and XI MIA 4 consist of 20 students as the control class.

D. Research Instrument

To obtain the data, the researcher used the tests administrated of pre-test and post-test. The purpose of pre test was to know how far the ability in speaking of the students before using Hot Potato Technique and the Purpose of post test was to know the improvement of students' ability in speaking after using Hot Potato Technique. This research was conducted from 01st – 24th August 2017.

E. Data Collecting Procedure

The researcher collected the data by test (pre-test and post-test)

1. Pre-test

To collect the data, the researcher was administering a pre-test to both classes. It tested to the students. The Pre-test was intended to know the prior knowledge of the students in speaking before giving the treatment.

2. Treatment

After given the pre-test, the researcher conducted the treatment to the experiment class only by Hot Potato Technique in the speaking. The treatment was given for six meetings, while the control class received a treatment by using conventional technique. The procedures of treatment in experimental class were:

- 1) The researcher came to the class then introducing herself and her purposes.
- 2) The researcher explained some problem in speaking skill in the class.
- 3) The researcher applied Hot potato technique in teaching speaking in experimental class.

- 4) The researcher explained about the definition and purposes of hot potato technique.
- 5) The researcher described the rules of hot potato technique.
- 6) The researcher explained a little bit about the topic that will be learned.
- 7) The researcher divided the students into six groups with an equal number if possible.
- 8) The researcher asked one of the members of each group to come forward.
- 9) The researcher provided some topics in papers and asks one of the students to take one topic in a paper randomly.
- 10) The researcher asked the first student to see the topic and give an opinion as many ideas as possible in a set time about the topic (2 minutes).
- 11) The researcher given a signal to the student to pass the paper to the next person.
- 12) The researcher ordered the second student to give a new opinion about the same topic.
- 13) The researcher asked the students to do the same way until the last student.
- 14) The researcher opened Q and A session to the students according to the topic.
- 15) The researcher asked one of the students to give a conclusion about the topic before close the meeting.
- 16) The researcher given a comment and suggestion about the learning activity today.

3. Post-test

After the treatment, the post-test was used after giving treatment to the students. The test was similar with the pre-test before. In this post-test, the researcher saw the improvement of the students after giving treatment.

F. Technique of Data Analyses

There are table of scoring data of measuring students' speaking skills, but the researcher's scope for this research is in a students' fluency.

Table scoring as follows (Heaton J. B. 1988):

Table .1 Pronunciations

No.	Classification Ability	Score	Criteria
1.	Excellent	5	There is no problem with the pronunciation.
2.	Good	4	Always intelligible through one is conscious of definite accent.
3.	Fair	3	Pronunciation problem necessitate concentrate listening and lead to misunderstanding.
4.	Inadequate	2	Pronunciation hard to understand because of pronunciation problem. Most frequently is asked repeated.
5.	Unacceptable	1	Pronunciation problem is so hard and difficult to understand.

Table.2 Grammar

No.	Classification Ability	Score	Criteria
1.	Excellent	5	Make few noticeable errors of grammar and word order.
2.	Good	4	Occasionally make grammatical and word order error which do not however observe meaning.
3.	Fair	3	Make frequent error of grammar and word order which occasionally observe meaning.
4.	Inadequate	2	Grammar and word order error make comprehension difficulty
5.	Unacceptable	1	Error grammar and word order as severe as to make speech untellable.

Table.3 Vocabulary

No.	Classification Ability	Score	Criteria
1.	Excellent	5	Use of vocabulary and idiom is like native speaker.
2.	Good	4	Sometimes uses inappropriate term and must rephrase ideas because of lexical inadequate.
3.	Fair	3	Frequently uses the wrong word; conversation somewhat limited vocabulary.
4.	Inadequate	2	Vocabulary makes comprehension quite difficult.
5.	Unacceptable	1	Vocabulary limitation so extreme to make conversation virtually impossible.

Table 4. Fluency

Classification	Score	Criteria
Excellent	6	Speak without too great an effort with fairly wide range of expression. Searches for words occasionally but only one or two unnatural pauses.
Very good	5	Has to make an effort time to search for words. Nevertheless, smooth delivery on the whole and only a few unnatural pauses.
Good	4	Although has to make an effort and search for words, there are not too many unnatural pauses, Fairly smooth delivery mostly. Occasionally fragmentary but succeeded in conveying the general meaning, fair range of expression.
Average	3	Has to make an effort too much of the time, often has to search the desire meaning. Rather halting delivery and fragmentary, range of expression often limited.
Poor	2	Long pauses while he searches for the desire meaning. Frequently fragmentary and halting delivery. Almost gives up making the efforts at time. Limited range of expression.
Very poor	1	Full of long and unnatural pauses. Very halting and fragmentary delivery. At times gives up making the effort. Very limited range expression.

Heaton, (1991)

Table 5 Rate Scale

Rating	Skill to communicate orally
5.01-6.00	Excellent
4.01-5.00	Very good
3.01-4.00	Good
2.01-3.00	Average
1.01-2.00	Poor
0.00-1.00	Very poor

(Heaton, 1989)

1. Scoring the students' achievement

$$\text{Score} = \frac{\text{students' gained score}}{\text{total score}} \times 100$$

2. Classifying the score of the student

No	Score	Criteria
1.	5.01-6.00	Excellent
2.	4.01-5.00	Very good
3.	3.01-4.00	Good
4.	2.01-3.00	Average
5.	1.01-2.00	Poor
6	0.00-1.00	Very poor

Depdikbud (in Nasir, 2013)

3. To calculate the mean score of the students' answer of pre-test and post-test, the researcher will use the formula as follow:

$$\bar{x} = \frac{\sum x}{N}$$

\bar{x} = mean score

$\sum x$ = sum of all scores

N = total number of the respondents

(Gay, 2006: 320)

4. The formula used in calculating the standard deviation is:

$$SD = \sqrt{\frac{SS}{N}}, \text{ where } SS = \sum X^2 - \frac{(\sum X)^2}{N_1}$$

SD = standard deviation

SS = the sum of square

N = total number of the subjects

$\sum x^2$ = the sum of all square; each score is squared and all the squares are added up

$(\sum x)^2$ = the square of the sum; all the scores are added up and the sum is square, total.

(Gay, 2006: 321)

5. The formula will be used in finding out the difference between students' score in Pre-Test and in Post-Test is:

$$t = \frac{\bar{x}_1 - \bar{x}_2}{\sqrt{\left(\frac{SS_1 + SS_2}{n_1 + n_2 - 2}\right) \left(\frac{1}{n_1} + \frac{1}{n_2}\right)}}$$

Where:

t = test of significance

\bar{x}_1 = mean score of experimental group

\bar{x}_2 = mean score of controlled group

SS_1 = sum square of experimental group

SS_2 = sum square of controlled group

n_1 = number of students of experimental group

n_2 = number of students of controlled group

(Gay, 2006: 346)

G. Research Procedure

In collecting the data, there are some steps were taken by the researcher, they are:

1. Preliminary Visit

The researcher visited the school to get information about teacher and students as participant, to gain information, the researcher asked the administration officer.

2. Contacting the headmaster

The researcher asked the permission to headmaster of SMA Neg. 3 Takalar by giving permission letter.

3. Contact the English teacher

After getting permission, the researcher met the English teacher for asking his help and guidance in conducting the research.

4. *Give the Pre-Test*

The researcher gave the Pre-Test to experiment and control class. The researcher asked the students to come forward with their partner and gave two topics to the students as choices. The students asked to speak using asking and giving suggestion material based on the topic that the students take. The Pre-Test was conducted on August 01, 2017 for experiment class and Control Class was conducted on August 02, 2017 for control class.

5. *Give the Treatment*

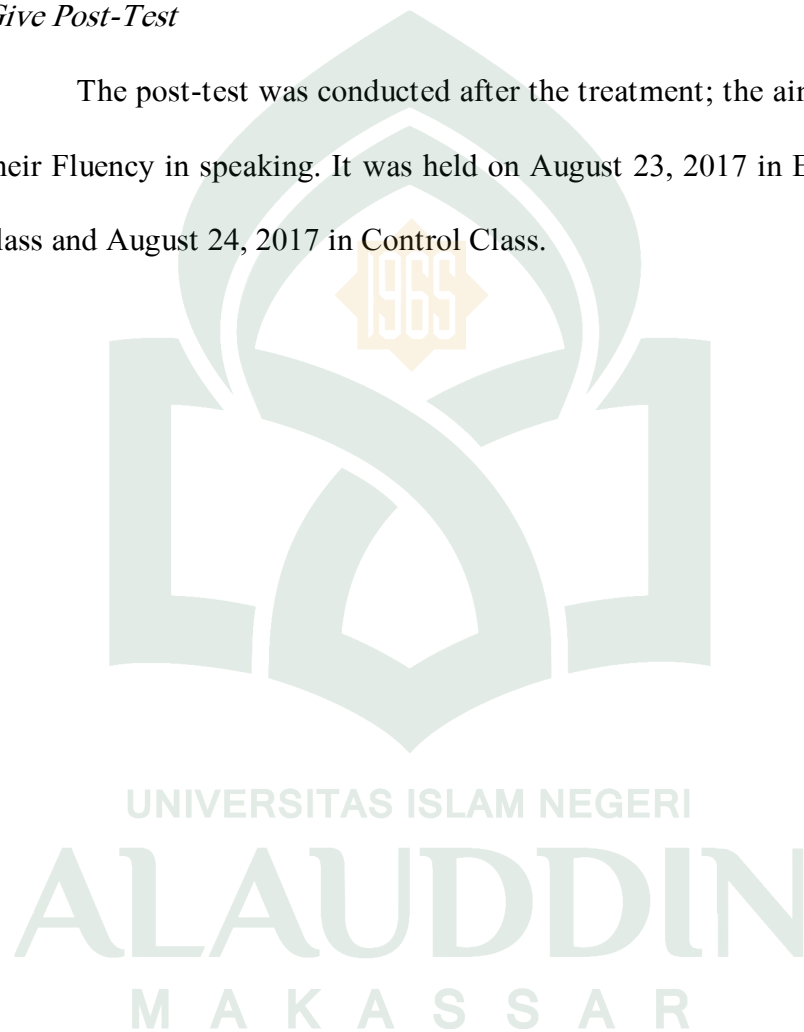
The activities of the experiment class were started on August 02, 2017 until August 22, 2017 by using Hot potato technique in teaching speaking. The procedures of treatment were chronologically performed as follows:

- 1) August 02, 2017, the researcher did the treatment in experiment class the material given was *Natural Disaster*. In treatment, the researcher explained general description about *Natural Disaster* to students and do the Hot potato technique in the classroom.
- 2) In August 08, 2017, the material given was *Education*.
- 3) In the next meeting August 09, 2017, the material given was *Technology*.
- 4) In August 15, 2017, the material given was *Music*.

- 5) The fifth treatment in August 16, 2017, the researcher gave the students material about *Early Marriage*.
- 6) The researcher continued the treatment in August 22, 2017, the material gives was *Free Sex and Narkoba*.

6. *Give Post-Test*

The post-test was conducted after the treatment; the aim is to test their Fluency in speaking. It was held on August 23, 2017 in Experiment class and August 24, 2017 in Control Class.



CHAPTER IV

FINDINGS AND DISCUSSION

This chapter deals with the findings of the research and the discussions of the findings. The findings were in line with the problem statements stated in the introduction part. The data analysis used speaking test to collect the data. In the discussions section, the researcher described further explanation of the findings given.

Moreover, in this chapter, the researcher analyzed the data obtained from the students pre-test and post-test. The data consisted of the result of the pre-test and post-test. The pre-test was intended to know the ability of the students' speaking skill before giving treatments, while the post-test was intended to find out whether there was any improvement or not of the students' speaking skill after having several treatments through implementation of *Hot Potato Technique*.

A. Findings

1. The Classification of Students' Pre-Test and Post-Test Scores in Experimental Class

The findings of the research dealt with the rate percentage of the students' score obtained through test mean score, standard deviation, and test of significance.

Table 4.1
The distribution of frequency and percentage score of
Experimental class score in pre-test

No	Score	Classification	Frequency	Percentage
1	5.01-6.00	Excellent	-	-
2	4.01-5.00	Very good	-	-
3	3.01-4.00	Good	-	-
4	2.01-3.00	Average	4	20%
5	1.01-2.00	Poor	13	65%
6	0.00-1.00	Very poor	3	15%
	Total		20	100%

Table 4.1 above showed that, the rate percentage of score of experiment class in pre-test from 20 students, 4 (20%) students achieved average score, 13 (65%) students achieved poor score, and 3 (15%) students achieved very poor.

Table 4.2
The distribution of frequency and percentage of
Experimental class score in post-test

No	Score	Classification	Frequency	Percentage
1	5.01-6.00	Excellent	3	15%
2	4.01-5.00	Very good	4	20%

3	3.01-4.00	Good	6	30%
4	2.01-3.00	Average	7	35%
5	1.01-2.00	Poor	-	-
6	0.00-1.00	Very poor	-	-
Total			20	100%

While, the rate percentage of score of experiment class in post-test from 20 students at table 4.2 shows that, the students achieved 3 (15%) excellent, 4 (20%) students achieved very good score, 6 (30%) students got good score and 7 (35%) students got average score.

It mean that the score and percentages of experiment class in the post-test were better than in pre-test because in the rate percentage in the post-test was higher than the percentage in pre-test.

2. The Classification of Students' Pre-Test and Post-Test Scores in Control Class.

The following table shows the distribution of frequency and percentage of final score of teaching speaking skill at the second grade students of senior high school 3 Takalar in pre-test and post-test for control class.

Table 4.3
The distribution of frequency and percentage score of
Control class score in pre-test

No	Score	Classification	Frequency	Percentage
1	5.01-6.00	Excellent	-	-
2	4.01-5.00	Very good	-	-
3	3.01-4.00	Good	5	25%
4	2.01-3.00	Average	10	50%
5	1.01-2.00	Poor	5	25%
6	0.00-1.00	Very poor	-	-
		Total	20	100%

Table 4.3 above shows the rate percentage and frequency of the students' control class in pre-test, none of the students got excellent score and very good score, 5 students (25%) achieved good score, 10 students (50%) got average score, and 5 students (25%) got poor score.

Table 4.4
The distribution of frequency and percentage score of
Control class score in Post-test

No	Score	Classification	Frequency	Percentage
1	5.01-6.00	Excellent	-	-

2	4.01-5.00	Very good	-	-
3	3.01-4.00	Good	5	25%
4	2.01-3.00	Average	15	75%
5	1.01-2.00	Poor	-	-
6	0.00-1.00	Very poor	-	-
Total			20	100%

Table 4.4 above shows that in post-test, no one students got excellent and very good score, 5 (25%) students got good score and 15 students (75%) got poor score.

Based on the result above, it can be concluded that the rate percentage in the post-test was different in the rate percentage in pre-test.

3. The Mean Score and Standard Deviation of Experimental Class and Controlled Class

After calculating the result of the students score, the mean score standard deviation or both classes be presented the following table:

Table 4.5
The mean score and standard deviation of experimental class and controlled class in post-test

Class	Pre-test		Post-test	
	Mean Score	Standard Deviation	Mean Score	Standard Deviation
Experimental	2.1	0.64	4.15	1.40

Controll	3	1.62	3.25	0.44
----------	---	------	------	------

The table above showed that, the mean score of experiment class in pre-test was (2.1) and the standard deviation of experiment class was (0.64), and the mean score of control class in pre-test was (3) and the standard deviation of control was (1.62). While the mean score of experimental class in post-test was (4.15) and the standard deviation of experimental class was (1.40), and the mean score of controlled class in post-test was (3.25) and its standard deviation was (0.44). It can be concluded from both of the tests; the experiment class gained greater mean score in the post test than the control group. The significant score between experiment and control class can be known by using t-test. The result of t-test can be seen in table 4.6 as follows:

Table 4.6
Distribution the value of t-test and t-table

Variable	t-test value	t-table value
Post-test	3.91	2.042

Table 4.6 above indicated that the value of the t-test was higher than the value of the t-table. It indicates that there was a significant difference between the result of the students' pre-test and post-test.

The statistical analysis from the result of the students' speaking skill test of this research shown that the students' speaking skill before doing treatment through applying Hot Potato Technique was still low. It was proved by the result of pre-test before treatments that there were 20 students, 4 (20%) students achieved average score, 13 (65%) students achieved poor score, and 3 (15%) students achieved very poor

On the contrary to the result of the students' pre-test before, there was a significance improvement on the post-test where there were 3 (15%) students got excellent, 4 (20%) students got very good score, 6 (30%) students got good score and 7 (35%) students got average score.

Based on the table of distribution the value of t-test and t-table in post-test previously, the researcher concluded that t-test value was higher than t-table ($3.91 > 2.042$), beside that, the significant improvement from the students after giving treatments by using Hot Potato Technique proved by showing the mean score of the students in post-test (4.15) was higher than mean score of the students (2.1) in pre-test in experiment class. It could be concluded that the students' speaking skill had improved successfully. It meant that (H_1) was accepted and (H_0) was rejected.

From the result above, we can show the difference between t-test and t-table was enough high. It can be concluded that teaching speaking by using Hot Potato Technique was proved to be effective in improving the students' speaking skill.

B. Discussion

Speaking is known as oral skill that plays necessary role in human interaction and communication. Learning to speak is considered more difficult by the students than learning to understand the spoken language. Speaking ability is important process of language learning when people communicate their ideas, minds and feeling to the other, to deal so far with the concept of oral skills. Speaking is the process of building and sharing meaning about something, new information or their ideas with others.

As it was stated in second chapter, that Vargan and Monge (2014: 319) Hot potatoes give immediately feedback to the students. The students will try to create new ideas in every each topic. It pushes the students keep digging or more divergently to create ideas. From that definition, the researcher conclude that Hot Potato is a strategy which is very helpful in teaching especially in English, Hot Potato Technique can make the students offer their knowledge or their opinion in front of their friends with the special topic from the teacher. So the students can get new information from their friends and also can enhance their confidents and force the students to be more critical in speaking.

The use of Hot Potato Technique is the most appropriate technique for learning because the teachers can provide interesting topics to discuss. In the use of Hot Potato Technique there are advantages as follows (“Te Kete Ipurangi”, 2009):

- a. Teachers can find out what the students know and use this for planning.
- b. Students can activate and build their prior knowledge by thinking about what they know.

Analysis of the mean score gap in the post-test between the Experimental and controlled ensures if the technique used was effective. The mean score of the Experimental class was 4.15 and 3.25 for Controlled class. It means the gap of the students' score of the Experimental and Controlled class is 0.9. The explanation of the gap between the two classes indicates that the Experimental class shows high improving than the Controlled class.

The result of this research was suitable with some related finding. One of them is Siti Kiftiah (2014: 56) 'Improving The Second Year Students' Speaking Ability By Using Strip Story Technique (A Class Action Research Of Smpn 27 Makassar)'. She said that using Strip story technique can improve second year students' speaking ability. It was proved by students' score from the speaking test. Based on the data in the previous chapter, it showed that there were improvements of students' achievement in speaking test from first cycle and second cycle. It has the same result between this research and the previous related finding that has been discussed in the chapter 2. Both of them showed that there was enhancement in speaking when using a strategy or technique. The comparison between this researchers and the other research in the chapter 2, this research takes the different strategy or technique.

To sum up, based on the result of this study, which shows the students' scores were much higher after the treatment in Experimental class using *Hot Potato Technique*. The use of *Hot Potato Technique* in teaching speaking is surely beneficial improve students' speaking skill. It means that the treatment of using Hot Potato Technique to the experimental group was successful.

Moreover, it is perceived that the learners are more eager and interested in learning English, especially for the implementation of *Hot Potato Technique*; it was proved that this strategy influenced the learners' motivation to study English comfortably.

CHAPTER V

CONCLUSION AND SUGGESTION

This chapter presents the conclusions as well as few suggestions of this study. Suggestions are taken based on findings and conclusions obtained in this research.

A. Conclusion

Based on the result of the data analysis, research findings, and discussion in the previous chapter, the researcher concluded that:

The use of Hot Potato Technique is effective in teaching speaking at the second grade students of senior high school 3 Takalar. Using Hot Potato Technique in teaching can improve the students' skill in speaking especially in fluency. The students' skill in speaking before applied Hot Potato Technique was still low. It was different from the students' skill after applied Hot Potato Technique. It was found in students post-test was higher than the pre-test, which proved that applied of Hot Potato Technique in learning activity contributed to the students' more effective in teaching speaking skill.

The improvement can be seen through the statistical analysis that t-test value that was 3.91, greater than t-table value 2.042. Hot Potato as a teaching technique was effective in improving the students' skill in speaking especially in students' speaking fluency at the second grade students of Senior High School of Takalar.

B. *Suggestions*

There is a lot of learning Strategy or Method to be used in teaching learning progress, but using Hot Potato Technique is an alternative way of teaching speaking. Here are some suggestions as follows:

1. Hot Potato Technique is suggested to use for teacher as an alternative strategy or method in teaching English especially speaking.
2. Using Hot Potato Technique is a good way for the students in improving their skill in speaking. Using Hot Potato Technique helps the teacher and gives much times to the students be active in speaking and makes the students feel enjoy and enthusiastic in learning process.
3. The researcher suggested using this technique because it can be used for the beginner but also for advance itself.
4. Using Hot Potato Technique was proven effective in teaching speaking, so it is suggested for further researcher to find out the significant of hot potato technique in others English Skills and levels.

BIBLIOGRAPHY

- Amri, Akhmad. *Improving The Students' Speaking Ability Through Silent Way Method At The Second Year Students Of Sma N X Bandar Lampung*. A thesis, Bandar Lampung: University of Lampung, 2007.
- Ayu, L.D and Murdibjono. *The Use of Games in Teaching English at SMAN 2 Pare*. retrieved from <http://artikel2F52ED8757B2931EE9B7AE011A1263E5> pdf on 20 July 2016, 2011.
- Bahar, KA . *The communicative Competence Based English Language Teaching*. Yogyakarta :Trust Media, 2013.
- Brown, H. D. *Characteristic of Successful Speaking Activities*. New York: Cambridge University Press. 2001.
- Budiayarno. *Improving The Second Year Students' Speaking Ability Through Case Presentation Method At Sma Yapipmakassar Sungguminasa*. Undergraduated thesis. Makassar: UIN Alauddin Makassar, 2014.
- Darmawati. *The Effectiveness of Everyone is a Teacher Here Strategy in Improving the Students' Speaking Skill at the Second Year of MA Syekah Yusuf Sugguminasa*. Undergraduated thesis. Makassar: UIN Alauddin Makassar, 2012.
- Ferree, Tess and Sanabria, Kim. *Teacher's manual and Achievements Test NorthStar 4 Listening and Speaking*. Edition III. Longman: Pearson Education Limited, 2009.
- Gay, L.R. *Education Research: Competencies for Analysis and application*. 8th Edition. United State: Earson Merrill Prenfile Hall, 2006.
- Gay, L.R. *Educational Research: Competence for Analysis and Application*. New York: Macmilan Brown Company. 1988.
- Grammidge, Mick. *Speaking Extra a Resource Book of Multi-Level Skills Activities*. New York: Cambridge University Press, 2004.
- Harmer, Jeremy. *How to Teach English*. Longman: Pearson Education Limited, 2007.
- _____. *The Practice of English Language Teaching*. Longman: Pearson Education Limited. 2007.
- Heaton J. B. *Writing English Language Test*. New York: Longman Group. 1988.

- Monge Giannina S and Juan P.Z.V. *Considering the Use of Hot Potatoes in Reading Comprehension, Autonomy in TEFL, and Learning Styles*. Retrieved from <http://revitas.unc.ac.cr/index.php/rlm/article/download/15068/14380> pdf, on 24 July 2016, 2014.
- Nasir, H, S. *Improving Students' Interpersonal Conversation Competence By Utilizing Cooperative Learning Through Inside – Outside Circle (IOC) Learning Method at The Second Semester Students of PIBA Program of UIN Alauddin Makassar*. undergraduate thesis. Universitas Islam Negeri Alauddin Makassar. 2013.
- Pinto, Laura E., et al. *95 Strategies for Remodeling Instruction: Ideas for Incorporating CCSS*. Translated Widiastuti, Hartati. *95 Strategi Pembelajaran*. Jakarta: PT Indeks. 2014
- Prextová, Tatiana. *Use of the Program Hot Potatoes in Teaching at The Primary School*. Turkey: Firat University, 2011.
- Purnamasari, Yani. *Increasing The Student' Speaking Ability Through The Power Of Two Technique In The Second Year At Man Suli Palopo Ragency*. Undergraduated thesis. Makassar: UIN Alauddin Makassar. 2012.
- Rahman, Abdul. *The Use Of Local Language On The Third Year Student Speaking Ability At Ma Kelautan Perak, Pangkep*. A thesis Makassar: UIN Alauddin, 2015.
- Ridwan. *Improving The Students' Speaking Ability Through Language Experience Approach at the Second Grade of SMA Somba Opu Kab. Gowa*. A Thesis. Makassar: UIN Alauddin, 2012.
- Ryan, Tony. *Communication 8 Hot Potato*. Retrieved from <https://billsteachingnotes.wikispaces.com/file/view/COMMUNICATION+8+HOT+POTATO.pdf>, on 25 July 2016, 2005.
- Shrouf, Fayzeh. *Teaching and Improving Speaking*. Retrieved from <http://www.philadelphia.edu.jo/academis/fshrouf/uploads/speaking.pdf>, on 25 July 2016, 2014.
- Sugiyono. *Metode Penelitian Pendidikan: Pendekatan Kuantitatif, Kualitatif, dan R&D*. Edition XXII; Bandung: Alfabeta, 2015.
- _____. *Metode Penelitian Kuantitatif, Kualitatif dan R&D*. Alfabeta. Bandung. 2008.
- Suriani, *Improving The Students Speaking Ability Through Problem Based Learning Strategy At The Second Year Students of Smpn 3 Bulupoddo*. A thesis, Makassar: UIN Alauddin Makassar, 2013.

Syakir, Andi. *The Correlation Between Self-Concept And English Speaking Ability Of The Learners Of Primagama English Course Samarinda*. A thesis, Kalimantan: University of Samarinda, 2007.

“Te Kete Ipurangi”. Retrieved from <http://esolonline.tki.org.nz/ESOL-Online/Teacher-needs/Pedagogy/ESOL-teaching-strategies/Oral-language/Teaching-approaches-and-strategies/Thinking/Hot-potato>, on 25 November 2016, 2009.

Widdowson, H. G. *Teaching Language as Communication*. Oxford University Press. 1978.

Zulfikar, Saidna. *Redefining Terms Of Teaching And Learning Strategy, Method, Approach, Technique, And Model*. Retrieved from https://www.academia.edu/12315177/REDEFINING_TERMS_OF_TEACHING_AND_LEARNING_STRATEGY_METHOD_APPROACH_TECHNIQUE_AND_MODEL - Saidna Zulfikar bin Tahir pdf on 07 November 2017, 2012.



APPENDICES



UNIVERSITAS ISLAM NEGERI

AR-**LAUDDIN**

M A K A S S A R



APPENDIX I
The Students' Attendance List
Experiment Class

NO	STUDENTS' NAME	1	2	3	4	5	6
1	KHOMARIAH RAMADHANI						
2	MUH. QADRI						
3	SITTI HAJAR						
4	NUR RAHMI						
5	KHAERUL RIZAL MALIK						
6	M. ARYA						
7	NURUL AZIZAH						
8	MULYANA						
9	RESKI AMALIA						
10	RINI SYAM						
11	PUTRI						
12	LINA						
13	FADILLA SAHABUDDIN						
14	LILIS KARLINA						
15	IRMA AMALIA PUTRI						
16	ZULKIFLI ISKANDAR						
17	ALFIAN						
18	DIAN APRIANANTI						
19	HERLINA						
20	MUH. SYAHRUL PRATAMA						
21	RIAN HIDAYAT						
22	SITTI RAHMA						
23	NURULWAHYUNINGSI						
24	MUH. ARSAL						
25	ANDI UH. ALFIATISH						
26	AHMAD ARDIANSTO						
27	MUH. SABRI						
28	FADHIL IMRAN						
29	MUH. SABRIANTO						
30	KRISDA EKAWATI						

The Researcher

Kartika Sari
 20400113152

*The Students' Attendance List
Control Class*

NO	STUDENTS' NAME	1	2	3	4	5	6
1	ABD. WANHAR SYUHAS						
2	ABDUL KARIM SEVEN						
3	ALDI HIDAYAT						
4	AMRI						
5	ASNIATI						
6	ATIRA NUR AZIZAH						
7	AULIA AL-GIFTIAH						
8	AYU SRI WARDANI						
9	DANI HARIYANTI						
10	FAJAR ASWAT						
11	FIRMAN DJUANDA PUTRA						
12	HUSNA SAFIRA						
13	INDAH PERMATASARI						
14	IRNAWATI						
15	RISDAYANTI						
16	M. BAGUS ABRIANTO						
17	MUH. AGUNG HERMAWAN						
18	MUH. AKBAR RIFAI TAHIR						
19	MUH. IQBAL TAWAKKAL						
20	MUH. JAFAR						
21	MUH. MUHAJIMIN NUR						
22	MUH. NANANG HARYADI						
23	MUH. RAIS						
24	MUH. RIFALDI						
25	MUH. RISAL						
26	MUH. SYAMSIR SALAM						
27	MUH. TAMRIN						
28	MUH. ZYALDI SYAHRUDDIN						
29	MUTMAINNAH						
30	NUR AULIYAH						

The Researcher

Kartika Sari
20400113152

APPENDIX II
*The Row Score of the Students' Pre-test and Post-test
in experiment class*

No	Name	Pronunciation				Vocabulary				Grammar				Fluency			
		pretest		posttest		pretest		posttest		pretest		posttest		pretest		posttest	
		Score (X)	X ₁ ²	Score (X)	X ₁ ²	Score (X)	X ₁ ²	Score (X)	X ₁ ²	Score (X)	X ₁ ²	Score (X)	X ₁ ²	Score (X)	X ₁ ²	Score (X)	X ₁ ²
1	Muh. Qadri	1	1	2	4	2	4	2	4	1	1	1	1	2	4	4	16
2	Sitti Hajar	2	4	2	4	2	4	3	9	1	1	2	4	3	9	6	36
3	Nur Rahmi	3	9	4	16	3	9	3	9	1	1	2	4	2	4	4	16
4	Khaerul Rizal Malik	3	9	4	16	3	9	4	16	2	4	3	9	2	4	6	36
5	M. Arya	2	4	3	9	2	4	3	9	2	4	3	9	2	4	4	16
6	Nurul Azizah	1	1	2	4	3	9	3	9	1	1	2	4	2	4	5	25
7	Mulyana	2	4	3	9	2	4	3	9	2	4	3	9	3	9	5	25
8	Reski Amalia	1	1	2	4	1	1	2	4	1	1	2	4	1	1	3	9
9	Rini Syam	1	1	2	4	1	1	2	4	1	1	1	1	2	4	3	9
10	Putri	2	4	2	4	2	4	3	9	1	1	1	1	2	9	6	36
11	Fadilla Sahabuddin	3	9	4	16	2	4	4	16	2	4	3	9	3	9	5	25
12	Lilis Karlina	2	4	3	9	2	4	3	9	2	4	2	4	1	1	3	9
13	Zulkifli	1	1	2	4	1	1	2	4	1	1	2	4	2	4	5	25

	Iskandar																
14	Dian Apriananti	2	4	3	9	2	4	3	9	2	4	1	1	2	4	4	16
15	Herlina	1	1	2	4	1	1	2	4	1	1	1	1	2	4	4	16
16	Muh. Syahrul Pratama	2	4	3	9	2	4	2	4	1	1	2	4	1	1	3	9
17	Rian Hidayat	1	1	2	4	1	1	2	4	1	1	1	1	2	4	3	9
18	Nurul wahyuningsi	1	1	2	4	2	4	2	4	1	1	1	1	2	4	3	9
19	Ahmad Ardiansto	2	4	2	4	2	4	2	4	1	1	2	4	3	9	4	16
20	Muh. Sabri	1	1	2	4	1	1	2	4	1	1	1	1	2	4	3	9
Total		34	68	51	141	37	77	52	144	26	38	36	76	42	96	83	382
Mean score		1.7	3.4	2.55	7.05	1.85	3.85	2.6	7.2	1.3	1.9	1.8	3.8	2.1	4.8	4.15	19.1

*The researcher gives a score to all of the elements of speaking but the researcher only focus in fluency.

Makassar, 28 November 2017

Peneliti,

UNIVERSITAS ISLAM NEGERI
ALAUDDIN
 M A K A S S A R

Kartika Sari



UNIVERSITAS ISLAM NEGERI
ALAUDDIN
M A K A S S A R

APPENDIX III

*The Row Score of the Students' Pre-test and Post-test
in control class*

No	Name	Pronunciation				Vocabulary				Grammar				Fluency			
		pretest		posttest		pretest		posttest		pretest		posttest		pretest		posttest	
		Score (X)	X_1^2	Score (X)	X_1^2	Score (X)	X_1^2	Score (X)	X_1^2	Score (X)	X_1^2	Score (X)	X_1^2	Score (X)	X_1^2	Score (X)	X_1^2
1	Abd. Wanhar Syuhas	1	1	2	4	2	4	2	4	1	1	2	4	3	9	3	9
2	Abdul Karim Seven	2	4	2	4	1	1	2	4	1	1	2	4	2	4	3	9
3	Amri	3	9	3	9	2	4	3	9	2	4	3	9	3	9	3	9
4	Asniati	3	9	3	9	3	9	4	16	4	16	4	16	4	16	4	16
5	Atira Nur Azizah	2	4	3	9	2	4	3	9	2	4	3	9	3	9	3	9
6	Aulia Al-Giftiah	1	1	2	4	3	9	3	9	3	9	4	16	2	4	3	9
7	Dani Hariyanti	2	4	3	9	3	9	3	9	3	9	3	9	3	9	3	9
8	Firman Djuanda Putra	1	1	2	4	3	9	3	9	3	9	3	9	4	16	4	16
9	Husna Safira	1	1	3	9	2	4	2	4	2	4	3	9	2	4	3	9
10	Indah Permatasari	2	4	2	4	3	9	4	16	2	4	2	4	3	9	3	9
11	Irnowati	2	4	3	9	2	4	3	9	2	4	2	4	3	9	3	9
12	M. Bagus Abrianto	2	4	3	9	2	4	2	4	1	1	2	4	3	9	4	16
13	Muh. Agung	1	1	2	4	3	9	2	4	2	4	2	4	4	16	3	9

	Hermawan																
14	Muh. Jafar	2	4	2	4	1	1	2	4	1	1	2	4	3	9	3	9
15	Muh. Nanang Haryadi	1	1	2	4	1	1	2	4	2	4	2	4	3	9	3	9
16	Muh. Syamsir Salam	2	4	2	4	2	4	2	4	2	4	3	9	4	16	4	16
17	Muh. Tamrin	1	1	1	1	2	4	2	4	2	4	3	9	3	9	3	9
18	Muh. Zyaldi Syahrudin	2	4	2	4	2	4	2	4	2	4	3	9	2	4	3	9
19	Mutmainnah	2	4	2	4	3	9	3	9	3	9	3	9	4	16	4	16
20	Nur Auliyah	1	1	2	4	2	4	3	9	1	1	2	4	2	4	3	9
Total		34	67	46	112	44	106	52	144	41	97	53	158	60	190	65	215
Mean score		1.7	3.35	2.3	5.6	2.2	5.3	2.6	7.2	2.05	4.85	2.65	7.9	30	9.5	3.25	10.75

*The researcher gives a score to all of the elements of speaking but the researcher only focus in fluency.

Makassar, 28 November 2017

Peneliti,

UNIVERSITAS ISLAM NEGERI
ALAUDDIN
 MAKASSAR

Kartika sari

APPENDIX IV

The mean score of Experimental Class and Control Class

A. Experimental Class

1. Pre-test

$$\begin{aligned}\bar{X}_1 &= \frac{\sum X}{N} \\ &= \frac{42}{20} \\ &= 2.1\end{aligned}$$

2. Post-test

$$\begin{aligned}\bar{X}_1 &= \frac{\sum X}{N} \\ &= \frac{83}{20} \\ &= 4.15\end{aligned}$$

B. Control Class

1. Pre-test

$$\begin{aligned}\bar{X}_2 &= \frac{\sum X}{N} \\ &= \frac{60}{20} \\ &= 3\end{aligned}$$

2. Post-test

$$\begin{aligned}\bar{X}_2 &= \frac{\sum X}{N} \\ &= \frac{65}{20} \\ &= 3.25\end{aligned}$$

APPENDIX V

Standard deviation of Experimental and Controlled class

A. Experiment Class

1. Pre-Test

$$SD = \sqrt{\frac{SS_1}{n-1}}$$

Where,

$$SS_1 = \sum X_1^2 - \frac{(\sum X_1)^2}{n}$$

$$SS_1 = 96 - \frac{(42)^2}{20}$$

$$SS_1 = 96 - \frac{1764}{20}$$

$$SS_1 = 96 - 88.2$$

$$SS_1 = 7.8$$

$$SD = \sqrt{\frac{SS_1}{n-1}}$$

$$SD = \sqrt{\frac{7.8}{20-1}}$$

$$SD = \sqrt{\frac{7.8}{19}}$$

$$SD = \sqrt{0.41}$$

$$SD = 0.64$$

2. Post-Test

$$SD = \sqrt{\frac{SS_1}{n-1}}$$

Where,

$$SS_1 = \sum X_1^2 - \frac{(\sum X_1)^2}{n}$$

$$SS_1 = 382 - \frac{(83)^2}{20}$$

$$SS_1 = 382 - \frac{6889}{20}$$

$$SS_1 = 382 - 344.45$$

$$SS_1 = 37.55$$

$$SD = \sqrt{\frac{SS_1}{n-1}}$$

$$SD = \sqrt{\frac{37.55}{20-1}}$$

$$SD = \sqrt{\frac{37.55}{19}}$$

$$SD = \sqrt{1.97}$$

$$SD = 1.40$$

B. Controlled Class

1. Pre-Test

$$SD = \sqrt{\frac{SS_2}{n-1}}$$

$$\text{Where, } SS_2 = \sum X_2^2 - \frac{(\sum X_2)^2}{n}$$

$$SS_2 = 190 - \frac{(60)^2}{20}$$

$$SS_2 = 190 - \frac{3600}{20}$$

$$SS_2 = 230 - 180$$

$$SS_2 = 50$$

$$SD = \sqrt{\frac{SS_2}{n-1}}$$

$$SD = \sqrt{\frac{50}{20-1}}$$

$$SD = \sqrt{\frac{50}{19}}$$

$$SD = \sqrt{2.63}$$

$$SD = 1.62$$

2. Post-Test

$$SD = \sqrt{\frac{SS_2}{n-1}}$$

$$\text{Where, } SS_2 = \sum X_2^2 - \frac{(\sum X_2)^2}{n}$$

$$SS_2 = 215 - \frac{(65)^2}{20}$$

$$SS_2 = 215 - \frac{4225}{20}$$

$$SS_2 = 215 - 211.25$$

$$SS_2 = 3.75$$

$$SD = \sqrt{\frac{SS_2}{n-1}}$$

$$SD = \sqrt{\frac{3.75}{20-1}}$$

$$SD = \sqrt{\frac{3.75}{19}}$$

$$SD = \sqrt{0.19}$$

$$SD = 0.44$$

APPENDIX VI

The Significance Different

$$\begin{array}{ll} X_1 = 4.15 & SS_1 = 37.55 \\ X_2 = 3.25 & SS_2 = 3.75 \end{array}$$

1. t-Test

$$t = \frac{\bar{X}_1 - \bar{X}_2}{\sqrt{\left(\frac{SS_1 + SS_2}{n_1 + n_2 - 2} \right) \left(\frac{1}{n_1} + \frac{1}{n_2} \right)}}$$

$$t = \frac{4.15 - 3.25}{\sqrt{\left(\frac{37.55 + 3.75}{20 + 20 - 2} \right) \left(\frac{1}{20} + \frac{1}{20} \right)}}$$

a.

$$t = \frac{0.9}{\sqrt{\left(\frac{41.3}{38} \right) (0.05)}}$$

$$t = \frac{0.9}{\sqrt{(1.08)(0.05)}}$$

$$t = \frac{0.9}{\sqrt{0.05}}$$

$$t = \frac{0.9}{0.23}$$

$$t_{\text{Hitung}} = 3.91$$

2. t-Table

For level of significance (D) = 0.05

Degree of freedom (df) = (N₁ + N₂) - 2 = (20 + 20) - 2 = 38

t - Table = 2.042

APPENDIX VII

The Distribution of T-Table

Df	Level of Significance for two-tailed test					
	0,5	0,2	0,1	0,05	0,02	0,01
	Level of Significance for one-tailed test					
	0,25	0,1	0	0,025	0,1	0,005
1	1,000	3,078	6,314	12,706	31,821	63,657
2	0,816	1,886	2,920	4,303	6,965	9,926
3	0,765	1,638	2,353	3,183	4,541	5,841
4	0,741	1,533	2,132	2,776	3,747	4,604
5	0,727	1,476	2,015	2,571	3,365	4,032
6	0,718	1,440	1,943	2,447	2,143	3,707
7	0,711	1,451	1,895	2,365	2,998	3,499
8	0,706	1,397	1,860	2,306	2,896	3,355
9	0,703	1,383	1,833	2,262	2,821	3,250
10	0,700	1,372	1,812	2,226	2,764	3,169
11	0,697	1,363	1,769	2,201	2,718	3,106
12	0,695	1,356	1,782	2,201	2,681	3,055
13	0,694	1,350	1,771	2,179	2,650	3,120
14	0,692	1,345	1,761	2,160	2,624	2,977
15	0,691	1,341	1,753	2,143	2,604	2,947
16	0,690	1,337	1,746	2,331	2,583	2,921
17	0,689	1,333	1,740	2,120	2,567	2,898
18	0,688	1,330	1,734	2,110	2,552	2,878
19	0,687	1,328	1,729	2,101	2,539	2,861
20	0,686	1,325	1,725	2,093	2,528	2,845
21	0,686	1,323	1,721	2,086	2,518	2,831
22	0,685	1,321	1,717	2,080	2,505	2,819
23	0,685	1,319	1,714	2,074	2,500	2,807
24	0,684	1,318	1,711	2,690	2,492	2,797
25	0,684	1,316	1,708	2,060	2,485	2,787
26	0,684	1,315	1,706	2,056	2,479	2,779
27	0,684	1,314	1,703	2,052	2,473	2,771
28	0,683	1,313	1,701	2,048	2,467	2,763
29	0,683	1,311	1,699	2,045	2,462	2,756
30	0,683	1,310	1,697	2,042	2,457	2,750
40	0,681	1,303	1,684	2,021	2,423	2,704
60	0,679	1,296	1,671	2,000	2,390	2,660
120	0,677	1,289	1,658	2,890	2,358	2,617
	0,674	1,282	1,645	1,960	2,326	2,576

RENCANA PELAKSANAAN PEMBELAJARAN
(RPP)

Nama satuan pendidikan : SMA NEGERI 3 TAKALAR

Mata Pelajaran : Bahasa Inggris

Kelas/semester : XI/2

Materi pokok : News Item (*Natural Disaster*)

Alokasi waktu : 2 x 45 menit

A. Kompetensi Inti (KI)

1. Menghayati dan mengamalkan ajaran agama yang dianutnya.
2. Menghayati dan mengamalkan perilaku jujur, disiplin, tanggungjawab, peduli (gotong royong, kerjasama, toleran, damai), santun, responsif dan pro-aktif dan menunjukkan sikap sebagai bagian dari solusi atas berbagai permasalahan dalam berinteraksi secara efektif dengan lingkungan sosial dan alam serta dalam menempatkan diri sebagai cerminan bangsa dalam pergaulan dunia.
3. Memahami, menerapkan, menganalisis pengetahuan faktual, konseptual, prosedural berdasarkan rasa ingin tahunya tentang ilmu pengetahuan, teknologi, seni, budaya, dan humaniora dengan wawasan kemanusiaan, kebangsaan, kenegaraan, dan peradaban terkait penyebab fenomena dan kejadian, serta menerapkan pengetahuan prosedural pada bidang kajian

yang spesifik sesuai dengan bakat dan minatnya untuk memecahkan masalah.

4. Mengolah, menalar, dan menyaji dalam ranah konkret dan ranah abstrak terkait dengan pengembangan dari yang dipelajarinya di sekolah secara mandiri, dan mampu menggunakan metoda sesuai kaidah keilmuan

B. Kompetensi Dasar dan Indikator

Kompetensi Dasar	Indikator
Mensyukuri kesempatan dapat mempelajari bahasa Inggris sebagai bahasa pengantar komunikasi internasional yang diwujudkan dalam semangat belajar.	1.1.4. Siswa menggunakan ungkapan terima kasih dalam situasi yang nyata.
Menunjukkan perilaku santun dan peduli dalam melaksanakan komunikasi antar pribadi dengan guru dan teman.	Siswa menyapa orang-orang di sekitarnya dengan cara yang santun dan berterima.
Menganalisis fungsi sosial, struktur teks, dan unsur kebahasaan dari teks <i>news item</i> berbentuk berita sederhana dari koran/radio/TV, sesuai dengan konteks penggunaannya.	1 mengidentifikasi tujuan teks <i>news item</i> yang disajikan 2 mengidentifikasi nara sumber dari teks yang diberikan 3 Mengidentifikasi unsur

	kebahasaan yang digunakan dalam teks
	4 mengidentifikasi situasi-situasi penting dalam kejadian yang terdapat dalam teks meliputi waktu, pelaku, dan waktu kejadian peristiwa
3 Menangkap makna dalam teks berita sederhana dari koran/radio/TV.	3.1 mengidentifikasi informasi tertentu dalam teks 3.2 menyimpulkan isi kejadian dari teks news item yang diberikan

C. Tujuan Pembelajaran

Diperlihatkan sebuah teks news item siswa mampu:

1. Mengidentifikasi gambaran umum teks tulis berbentuk news item dengan benar.
2. Mengidentifikasi informasi tertentu dalam teks berbentuk news item dengan benar.
3. Mengidentifikasi informasi tersurat dan tersirat dalam teks tulis berbentuk news item dengan benar.

4. Menyimpulkan peristiwa dalam teks tulis berbentuk news item secara singkat .

D. Langkah-langkah pembelajaran

a. Kegiatan Pendahuluan (10')

- Menyiapkan peserta didik untuk mengikuti proses pembelajaran
- Memotivasi peserta didik akan manfaat pembelajaran teks *Natural Disaster* tentang gejala dan peristiwa alam dan social
- Menjelaskan tujuan pembelajaran atau kompetensi dasar yang akan dicapai, dan rencana kegiatan pada pertemuan ini.

b. Kegiatan Inti (70')

1. Guru membagi siswa dalam beberapa kelompok dengan jumlah siswa yang sama perkelompok.
2. Guru memberikan beberapa pertanyaan yang menyangkut tentang materi yang akan di diskusikan.
3. Dalam kelompok, peserta didik membaca artikel tentang *Natural Disaster* dan menjawab pertanyaan guru.
4. Guru memanggil tiap perwakilan kelompok kedepan kelas untuk menjawab pertanyaan sesuai topic dari guru dengan cara random dengan lisan hingga siswa terakhir (menggunakan Strategy Hot Potato).

c. Penutup (10')

- Memberikan umpan balik terhadap proses dan hasil pembelajaran.
- Meminta siswa menyimpulkan materi hari itu dengan lisan.

- Menginformasikan rencana kegiatan pembelajaran untuk pertemuan berikutnya

E. Materi Ajar

Express your opinion about this topic below by using the way in expressing idea of speaking English!

Natural Disaster

1. What do you know about Natural Disaster?

*Natural disaster is **dangerous and an extreme incident** caused by **environmental factors** that injure people and damage property, such as **tsunami, earthquake, flood, winds, and etc.***

2. What are the effects of Natural Disaster?

*Natural disasters can cause **many disadvantages**, such as loss of house, furniture, economy loss, etc.*

3. How to avoid the Natural Disaster?

*We have **to keep it clean nature, keeping the plants, not littering, and not pollute the environment.***

4. What will you do after natural disaster happened?

*Cleaning up the environment, **looking for the remains of existing objects, rebuild, trying to improve the situation.***

5. If you could be a volunteer to help after a natural disaster, what would you do?

***Entertain the displaced victims** of natural disasters, **help improve shelter, and teach children** who cannot go to school.*

RENCANA PELAKSANAAN PEMBELAJARAN
(RPP)

Nama satuan pendidikan : SMA NEGERI 3 TAKALAR

Mata Pelajaran : Bahasa Inggris

Kelas/semester : XI/2

Materi pokok : News Item (*Education*)

Alokasi waktu : 2 x 45 menit

A. Kompetensi Inti (KI)

1. Menghayati dan mengamalkan ajaran agama yang dianutnya.
2. Menghayati dan mengamalkan perilaku jujur, disiplin, tanggungjawab, peduli (gotong royong, kerjasama, toleran, damai), santun, responsif dan pro-aktif dan menunjukkan sikap sebagai bagian dari solusi atas berbagai permasalahan dalam berinteraksi secara efektif dengan lingkungan sosial dan alam serta dalam menempatkan diri sebagai cerminan bangsa dalam pergaulan dunia.
3. Memahami, menerapkan, menganalisis pengetahuan faktual, konseptual, prosedural berdasarkan rasa ingin tahunya tentang ilmu pengetahuan, teknologi, seni, budaya, dan humaniora dengan wawasan kemanusiaan, kebangsaan, kenegaraan, dan peradaban terkait penyebab fenomena dan kejadian, serta menerapkan pengetahuan prosedural pada bidang kajian

yang spesifik sesuai dengan bakat dan minatnya untuk memecahkan masalah.

4. Mengolah, menalar, dan menyaji dalam ranah konkret dan ranah abstrak terkait dengan pengembangan dari yang dipelajarinya di sekolah secara mandiri, dan mampu menggunakan metoda sesuai kaidah keilmuan

B. Kompetensi Dasar dan Indikator

Kompetensi Dasar	Indikator
1.1 Mensyukuri kesempatan dapat mempelajari bahasa Inggris sebagai bahasa pengantar komunikasi internasional yang diwujudkan dalam semangat belajar.	1.1.4. Siswa menggunakan ungkapan terima kasih dalam situasi yang nyata.
2.1. Menunjukkan perilaku santun dan peduli dalam melaksanakan komunikasi antar pribadi dengan guru dan teman.	2.1.1. Siswa menyapa orang-orang di sekitarnya dengan cara yang santun dan berterima.
3.9 Menganalisis fungsi sosial, struktur teks, dan unsur kebahasaan dari teks <i>news item</i> berbentuk berita sederhana dari koran/radio/TV, sesuai dengan konteks	3.9.1 mengidentifikasi tujuan teks news item yang disajikan 3.9.2 mengidentifikasi nara sumber dari teks yang diberikan

<p>penggunaannya.</p>	<p>3.9.3 Mengidentifikasi unsur kebahasaan yang digunakan dalam teks</p> <p>3.9.4 mengidentifikasi situasi-situasi penting dalam kejadian yang terdapat dalam teks meliputi waktu, pelaku, dan waktu kejadian peristiwa</p>
<p>4.13 Menangkap makna dalam teks berita sederhana dari koran/radio/TV.</p>	<p>4.13.1 mengidentifikasi informasi tertentu dalam teks</p> <p>4.13.2 menyimpulkan isi kejadian dari teks news item yang diberikan</p>

UNIVERSITAS ISLAM NEGERI

C. Tujuan Pembelajaran

Diperlihatkan sebuah teks news item siswa mampu:

1. Mengidentifikasi gambaran umum teks tulis berbentuk news item dengan benar.
2. Mengidentifikasi informasi tertentu dalam teks berbentuk news item dengan benar.
3. Mengidentifikasi informasi tersurat dan tersirat dalam teks tulis berbentuk news item dengan benar.

4. Menyimpulkan peristiwa dalam teks tulis berbentuk news item secara singkat .

D. Langkah-langkah pembelajaran

a. Kegiatan Pendahuluan (10')

- Menyiapkan peserta didik untuk mengikuti proses pembelajaran
- Memotivasi peserta didik akan manfaat pembelajaran teks *Education* dalam kehidupan sehari-hari
- Menjelaskan tujuan pembelajaran atau kompetensi dasar yang akan dicapai, dan rencana kegiatan pada pertemuan ini.

b. Kegiatan Inti (70')

1. Guru membagi siswa dalam beberapa kelompok dengan jumlah siswa yang sama perkelompok.
2. Guru memberikan beberapa pertanyaan yang menyangkut tentang materi yang akan di diskusikan.
3. Dalam kelompok, peserta didik membaca artikel tentang *Education* dan menjawab pertanyaan guru.
4. Guru memanggil tiap perwakilan kelompok kedepan kelas untuk menjawab pertanyaan sesuai topic dari guru dengan cara random dengan lisan hingga siswa terakhir (menggunakan Strategy Hot Potato).

c. Penutup (10')

- Memberikan umpan balik terhadap proses dan hasil pembelajaran.
- Meminta siswa menyimpulkan materi hari itu dengan lisan.

- Menginformasikan rencana kegiatan pembelajaran untuk pertemuan berikutnya.

E. Materi Ajar

Express your opinion about this topic below by using the way in expressing idea of speaking English!

Education

1. What do you think about Education in Indonesia?
2. What are the government efforts to repair the education system in Indonesia?
3. Compare the development of Education between Singapore and Indonesia?
4. Do you have any dreams for your country and future?
5. Do you have any achievements or awards?
6. If you had to do one thing for your country, what would it be?

RENCANA PELAKSANAAN PEMBELAJARAN
(RPP)

Nama satuan pendidikan : SMA NEGERI 3 TAKALAR

Mata Pelajaran : Bahasa Inggris

Kelas/semester : XI/2

Materi pokok : News Item (*Technology*)

Alokasi waktu : 2 x 45 menit

A. Kompetensi Inti (KI)

1. Menghayati dan mengamalkan ajaran agama yang dianutnya.
2. Menghayati dan mengamalkan perilaku jujur, disiplin, tanggungjawab, peduli (gotong royong, kerjasama, toleran, damai), santun, responsif dan pro-aktif dan menunjukkan sikap sebagai bagian dari solusi atas berbagai permasalahan dalam berinteraksi secara efektif dengan lingkungan sosial dan alam serta dalam menempatkan diri sebagai cerminan bangsa dalam pergaulan dunia.
3. Memahami, menerapkan, menganalisis pengetahuan faktual, konseptual, prosedural berdasarkan rasa inginnya tentang ilmu pengetahuan, teknologi, seni, budaya, dan humaniora dengan wawasan kemanusiaan, kebangsaan, kenegaraan, dan peradaban terkait penyebab fenomena dan kejadian, serta menerapkan pengetahuan prosedural pada bidang kajian

yang spesifik sesuai dengan bakat dan minatnya untuk memecahkan masalah.

4. Mengolah, menalar, dan menyaji dalam ranah konkret dan ranah abstrak terkait dengan pengembangan dari yang dipelajarinya di sekolah secara mandiri, dan mampu menggunakan metoda sesuai kaidah keilmuan

B. Kompetensi Dasar dan Indikator

Kompetensi Dasar	Indikator
1.1 Mensyukuri kesempatan dapat mempelajari bahasa Inggris sebagai bahasa pengantar komunikasi internasional yang diwujudkan dalam semangat belajar.	1.1.4. Siswa menggunakan ungkapan terima kasih dalam situasi yang nyata.
2.1. Menunjukkan perilaku santun dan peduli dalam melaksanakan komunikasi antar pribadi dengan guru dan teman.	2.1.1. Siswa menyapa orang-orang di sekitarnya dengan cara yang santun dan berterima.
3.9 Menganalisis fungsi sosial, struktur teks, dan unsur kebahasaan dari teks <i>news item</i> berbentuk berita sederhana dari koran/radio/TV, sesuai dengan konteks	3.9.1 mengidentifikasi tujuan teks news item yang disajikan 3.9.2 mengidentifikasi nara sumber dari teks yang diberikan

<p>penggunaannya.</p>	<p>3.9.3 Mengidentifikasi unsur kebahasaan yang digunakan dalam teks</p> <p>3.9.4 mengidentifikasi situasi-situasi penting dalam kejadian yang terdapat dalam teks meliputi waktu, pelaku, dan waktu kejadian peristiwa</p>
<p>4.13 Menangkap makna dalam teks berita sederhana dari koran/radio/TV.</p>	<p>4.13.1 mengidentifikasi informasi tertentu dalam teks</p> <p>4.13.2 menyimpulkan isi kejadian dari teks news item yang diberikan</p>

UNIVERSITAS ISLAM NEGERI

C. Tujuan Pembelajaran

Diperlihatkan sebuah teks news item siswa mampu:

1. Mengidentifikasi gambaran umum teks tulis berbentuk news item dengan benar.
2. Mengidentifikasi informasi tertentu dalam teks berbentuk news item dengan benar.
3. Mengidentifikasi informasi tersurat dan tersirat dalam teks tulis berbentuk news item dengan benar.

4. Menyimpulkan peristiwa dalam teks tulis berbentuk news item secara singkat .

D. Langkah-langkah pembelajaran

a. Kegiatan Pendahuluan (10')

- Menyiapkan peserta didik untuk mengikuti proses pembelajaran
- Memotivasi peserta didik akan manfaat pembelajaran teks *Education* dalam kehidupan sehari-hari
- Menjelaskan tujuan pembelajaran atau kompetensi dasar yang akan dicapai, dan rencana kegiatan pada pertemuan ini.

b. Kegiatan Inti (70')

1. Guru membagi siswa dalam beberapa kelompok dengan jumlah siswa yang sama perkelompok.
2. Guru memberikan beberapa pertanyaan yang menyangkut tentang materi yang akan di diskusikan.
3. Dalam kelompok, peserta didik membaca artikel tentang *Education* dan menjawab pertanyaan guru.
4. Guru memanggil tiap perwakilan kelompok kedepan kelas untuk menjawab pertanyaan sesuai topic dari guru dengan cara random dengan lisan hingga siswa terakhir (menggunakan Strategy Hot Potato).

c. Penutup (10')

- Memberikan umpan balik terhadap proses dan hasil pembelajaran.
- Meminta siswa menyimpulkan materi hari itu dengan lisan.

- Menginformasikan rencana kegiatan pembelajaran untuk pertemuan berikutnya.

E. Materi Ajar

Express your opinion about this topic below by using the way in expressing idea of speaking English!

Technology

1. What is your opinion about technology?
2. How far the technology effect in our live?
3. Give your opinion if there is no technology in our live?
4. What are the effects of technology progress?
5. What is the negative effect of technology in our life?

RENCANA PELAKSANAAN PEMBELAJARAN
(RPP)

Nama satuan pendidikan : SMA NEGERI 3 TAKALAR

Mata Pelajaran : Bahasa Inggris

Kelas/semester : XI/2

Materi pokok : News Item (*Music*)

Alokasi waktu : 2 x 45 menit

A. Kompetensi Inti (KI)

1. Menghayati dan mengamalkan ajaran agama yang dianutnya.
2. Menghayati dan mengamalkan perilaku jujur, disiplin, tanggungjawab, peduli (gotong royong, kerjasama, toleran, damai), santun, responsif dan pro-aktif dan menunjukkan sikap sebagai bagian dari solusi atas berbagai permasalahan dalam berinteraksi secara efektif dengan lingkungan sosial dan alam serta dalam menempatkan diri sebagai cerminan bangsa dalam pergaulan dunia.
3. Memahami, menerapkan, menganalisis pengetahuan faktual, konseptual, prosedural berdasarkan rasa ingin tahunya tentang ilmu pengetahuan, teknologi, seni, budaya, dan humaniora dengan wawasan kemanusiaan, kebangsaan, kenegaraan, dan peradaban terkait penyebab fenomena dan kejadian, serta menerapkan pengetahuan prosedural pada bidang kajian

yang spesifik sesuai dengan bakat dan minatnya untuk memecahkan masalah.

4. Mengolah, menalar, dan menyaji dalam ranah konkret dan ranah abstrak terkait dengan pengembangan dari yang dipelajarinya di sekolah secara mandiri, dan mampu menggunakan metoda sesuai kaidah keilmuan

B. Kompetensi Dasar dan Indikator

Kompetensi Dasar	Indikator
1.1 Mensyukuri kesempatan dapat mempelajari bahasa Inggris sebagai bahasa pengantar komunikasi internasional yang diwujudkan dalam semangat belajar.	1.1.4. Siswa menggunakan ungkapan terima kasih dalam situasi yang nyata.
2.1. Menunjukkan perilaku santun dan peduli dalam melaksanakan komunikasi antar pribadi dengan guru dan teman.	2.1.1. Siswa menyapa orang-orang di sekitarnya dengan cara yang santun dan berterima.
3.9 Menganalisis fungsi sosial, struktur teks, dan unsur kebahasaan dari teks <i>news item</i> berbentuk berita sederhana dari koran/radio/TV, sesuai dengan konteks penggunaannya.	3.9.1 mengidentifikasi tujuan teks news item yang disajikan 3.9.2 mengidentifikasi nara sumber dari teks yang diberikan 3.9.3 Mengidentifikasi unsur

	<p>kebahasaan yang digunakan dalam teks</p> <p>3.9.4 mengidentifikasi situasi-situasi penting dalam kejadian yang terdapat dalam teks meliputi waktu, pelaku, dan waktu kejadian peristiwa</p>
4.13 Menangkap makna dalam teks berita sederhana dari koran/radio/TV.	<p>4.13.1 mengidentifikasi informasi tertentu dalam teks</p> <p>4.13.2 menyimpulkan isi kejadian dari teks news item yang diberikan</p>

UNIVERSITAS ISLAM NEGERI

C. Tujuan Pembelajaran

Diperlihatkan sebuah teks news item siswa mampu:

1. Mengidentifikasi gambaran umum teks tulis berbentuk news item dengan benar.
2. Mengidentifikasi informasi tertentu dalam teks berbentuk news item dengan benar.
3. Mengidentifikasi informasi tersurat dan tersirat dalam teks tulis berbentuk news item dengan benar.

4. Menyimpulkan peristiwa dalam teks tulis berbentuk news item secara singkat .

D. Langkah-langkah pembelajaran

a. Kegiatan Pendahuluan (10')

- Menyiapkan peserta didik untuk mengikuti proses pembelajaran
- Memotivasi peserta didik akan manfaat pembelajaran teks *Education* dalam kehidupan sehari-hari
- Menjelaskan tujuan pembelajaran atau kompetensi dasar yang akan dicapai, dan rencana kegiatan pada pertemuan ini.

b. Kegiatan Inti (70')

1. Guru membagi siswa dalam beberapa kelompok dengan jumlah siswa yang sama perkelompok.
2. Guru memberikan beberapa pertanyaan yang menyangkut tentang materi yang akan di diskusikan.
3. Dalam kelompok, peserta didik membaca artikel tentang *Education* dan menjawab pertanyaan guru.
4. Guru memanggil tiap perwakilan kelompok kedepan kelas untuk menjawab pertanyaan sesuai topic dari guru dengan cara random dengan lisan hingga siswa terakhir (menggunakan Strategy Hot Potato).

c. Penutup (10')

- Memberikan umpan balik terhadap proses dan hasil pembelajaran.
- Meminta siswa menyimpulkan materi hari itu dengan lisan.

- Menginformasikan rencana kegiatan pembelajaran untuk pertemuan berikutnya.

E. Materi Ajar

Express your opinion about this topic below by using the way in expressing idea of speaking English!

Music

1. What do you think is important for song? Lyric or music?
2. Do you think music can help bring peace?
3. Does music make you cheerful?
4. Do you like listening to music in Bahasa Indonesia or English?
5. If you could be any musician who would you want to be and why?
6. Should songs and poems have a lesson?

RENCANA PELAKSANAAN PEMBELAJARAN
(RPP)

Nama satuan pendidikan : SMA NEGERI 3 TAKALAR

Mata Pelajaran : Bahasa Inggris

Kelas/semester : XI/2

Materi pokok : News Item (*Early Marriage*)

Alokasi waktu : 2 x 45 menit

A. Kompetensi Inti (KI)

1. Menghayati dan mengamalkan ajaran agama yang dianutnya.
2. Menghayati dan mengamalkan perilaku jujur, disiplin, tanggungjawab, peduli (gotong royong, kerjasama, toleran, damai), santun, responsif dan pro-aktif dan menunjukkan sikap sebagai bagian dari solusi atas berbagai permasalahan dalam berinteraksi secara efektif dengan lingkungan sosial dan alam serta dalam menempatkan diri sebagai cerminan bangsa dalam pergaulan dunia.
3. Memahami, menerapkan, menganalisis pengetahuan faktual, konseptual, prosedural berdasarkan rasa ingin tahunya tentang ilmu pengetahuan, teknologi, seni, budaya, dan humaniora dengan wawasan kemanusiaan, kebangsaan, kenegaraan, dan peradaban terkait penyebab fenomena dan kejadian, serta menerapkan pengetahuan prosedural pada bidang kajian

yang spesifik sesuai dengan bakat dan minatnya untuk memecahkan masalah.

4. Mengolah, menalar, dan menyaji dalam ranah konkret dan ranah abstrak terkait dengan pengembangan dari yang dipelajarinya di sekolah secara mandiri, dan mampu menggunakan metoda sesuai kaidah keilmuan

B. Kompetensi Dasar dan Indikator

Kompetensi Dasar	Indikator
1.1 Mensyukuri kesempatan dapat mempelajari bahasa Inggris sebagai bahasa pengantar komunikasi internasional yang diwujudkan dalam semangat belajar.	1.1.4. Siswa menggunakan ungkapan terima kasih dalam situasi yang nyata.
2.1. Menunjukkan perilaku santun dan peduli dalam melaksanakan komunikasi antar pribadi dengan guru dan teman.	2.1.1. Siswa menyapa orang-orang di sekitarnya dengan cara yang santun dan berterima.
3.9 Menganalisis fungsi sosial, struktur teks, dan unsur kebahasaan dari teks <i>news item</i> berbentuk berita sederhana dari koran/radio/TV, sesuai dengan konteks penggunaannya.	3.9.1 mengidentifikasi tujuan teks news item yang disajikan 3.9.2 mengidentifikasi nara sumber dari teks yang diberikan 3.9.3 Mengidentifikasi unsur

	<p>kebahasaan yang digunakan dalam teks</p> <p>3.9.4 mengidentifikasi situasi-situasi penting dalam kejadian yang terdapat dalam teks meliputi waktu, pelaku, dan waktu kejadian peristiwa</p>
4.13 Menangkap makna dalam teks berita sederhana dari koran/radio/TV.	<p>4.13.1 mengidentifikasi informasi tertentu dalam teks</p> <p>4.13.2 menyimpulkan isi kejadian dari teks news item yang diberikan</p>

UNIVERSITAS ISLAM NEGERI

C. Tujuan Pembelajaran

Diperlihatkan sebuah teks news item siswa mampu:

1. Mengidentifikasi gambaran umum teks tulis berbentuk news item dengan benar.
2. Mengidentifikasi informasi tertentu dalam teks berbentuk news item dengan benar.
3. Mengidentifikasi informasi tersurat dan tersirat dalam teks tulis berbentuk news item dengan benar.

4. Menyimpulkan peristiwa dalam teks tulis berbentuk news item secara singkat .

D. Langkah-langkah pembelajaran

a. Kegiatan Pendahuluan (10')

- Menyiapkan peserta didik untuk mengikuti proses pembelajaran
- Memotivasi peserta didik akan manfaat pembelajaran teks *Education* dalam kehidupan sehari-hari
- Menjelaskan tujuan pembelajaran atau kompetensi dasar yang akan dicapai, dan rencana kegiatan pada pertemuan ini.

b. Kegiatan Inti (70')

1. Guru membagi siswa dalam beberapa kelompok dengan jumlah siswa yang sama perkelompok.
2. Guru memberikan beberapa pertanyaan yang menyangkut tentang materi yang akan di diskusikan.
3. Dalam kelompok, peserta didik membaca artikel tentang *Education* dan menjawab pertanyaan guru.
4. Guru memanggil tiap perwakilan kelompok kedepan kelas untuk menjawab pertanyaan sesuai topic dari guru dengan cara random dengan lisan hingga siswa terakhir (menggunakan Strategy Hot Potato).

c. Penutup (10')

- Memberikan umpan balik terhadap proses dan hasil pembelajaran.
- Meminta siswa menyimpulkan materi hari itu dengan lisan.

- Menginformasikan rencana kegiatan pembelajaran untuk pertemuan berikutnya.

E. Materi Ajar

Express your opinion about this topic below by using the way in expressing idea of speaking English!

Early Marriage

1. Give your opinion about Early Marriage!
2. Many people in Indonesia do Early Marriage, what is your opinion?
3. Is early marriage foolish or not?
4. Do you agree or disagree with early marriage? Give the reason?
5. What is the negative impact of early marriage?

RENCANA PELAKSANAAN PEMBELAJARAN
(RPP)

Nama satuan pendidikan : SMA NEGERI 3 TAKALAR
Mata Pelajaran : Bahasa Inggris
Kelas/semester : XI/2
Materi pokok : News Item (*Free sex and Narkoba*)
Alokasi waktu : 2 x 45 menit

A. Kompetensi Inti (KI)

1. Menghayati dan mengamalkan ajaran agama yang dianutnya.
2. Menghayati dan mengamalkan perilaku jujur, disiplin, tanggungjawab, peduli (gotong royong, kerjasama, toleran, damai), santun, responsif dan pro-aktif dan menunjukkan sikap sebagai bagian dari solusi atas berbagai permasalahan dalam berinteraksi secara efektif dengan lingkungan sosial dan alam serta dalam menempatkan diri sebagai cerminan bangsa dalam pergaulan dunia.
3. Memahami, menerapkan, menganalisis pengetahuan faktual, konseptual, prosedural berdasarkan rasa ingin tahunya tentang ilmu pengetahuan, teknologi, seni, budaya, dan humaniora dengan wawasan kemanusiaan, kebangsaan, kenegaraan, dan peradaban terkait penyebab fenomena dan kejadian, serta menerapkan pengetahuan prosedural pada bidang kajian

yang spesifik sesuai dengan bakat dan minatnya untuk memecahkan masalah.

4. Mengolah, menalar, dan menyaji dalam ranah konkret dan ranah abstrak terkait dengan pengembangan dari yang dipelajarinya di sekolah secara mandiri, dan mampu menggunakan metoda sesuai kaidah keilmuan

B. Kompetensi Dasar dan Indikator

Kompetensi Dasar	Indikator
1.1 Mensyukuri kesempatan dapat mempelajari bahasa Inggris sebagai bahasa pengantar komunikasi internasional yang diwujudkan dalam semangat belajar.	1.1.4. Siswa menggunakan ungkapan terima kasih dalam situasi yang nyata.
2.1. Menunjukkan perilaku santun dan peduli dalam melaksanakan komunikasi antar pribadi dengan guru dan teman.	2.1.1. Siswa menyapa orang-orang di sekitarnya dengan cara yang santun dan berterima.
3.9 Menganalisis fungsi sosial, struktur teks, dan unsur kebahasaan dari teks <i>news item</i> berbentuk berita sederhana dari koran/radio/TV, sesuai dengan konteks penggunaannya.	3.9.1 mengidentifikasi tujuan teks news item yang disajikan 3.9.2 mengidentifikasi nara sumber dari teks yang diberikan 3.9.3 Mengidentifikasi unsur

	<p>kebahasaan yang digunakan dalam teks</p> <p>3.9.4 mengidentifikasi situasi-situasi penting dalam kejadian yang terdapat dalam teks meliputi waktu, pelaku, dan waktu kejadian peristiwa</p>
4.13 Menangkap makna dalam teks berita sederhana dari koran/radio/TV.	<p>4.13.1 mengidentifikasi informasi tertentu dalam teks</p> <p>4.13.2 menyimpulkan isi kejadian dari teks news item yang diberikan</p>

UNIVERSITAS ISLAM NEGERI

C. Tujuan Pembelajaran

Diperlihatkan sebuah teks news item siswa mampu:

1. Mengidentifikasi gambaran umum teks tulis berbentuk news item dengan benar.
2. Mengidentifikasi informasi tertentu dalam teks berbentuk news item dengan benar.
3. Mengidentifikasi informasi tersurat dan tersirat dalam teks tulis berbentuk news item dengan benar.

4. Menyimpulkan peristiwa dalam teks tulis berbentuk news item secara singkat .

D. Langkah-langkah pembelajaran

a. Kegiatan Pendahuluan (10')

- Menyiapkan peserta didik untuk mengikuti proses pembelajaran
- Memotivasi peserta didik akan manfaat pembelajaran teks *Education* dalam kehidupan sehari-hari
- Menjelaskan tujuan pembelajaran atau kompetensi dasar yang akan dicapai, dan rencana kegiatan pada pertemuan ini.

b. Kegiatan Inti (70')

1. Guru membagi siswa dalam beberapa kelompok dengan jumlah siswa yang sama perkelompok.
2. Guru memberikan beberapa pertanyaan yang menyangkut tentang materi yang akan di diskusikan.
3. Dalam kelompok, peserta didik membaca artikel tentang *Education* dan menjawab pertanyaan guru.
4. Guru memanggil tiap perwakilan kelompok kedepan kelas untuk menjawab pertanyaan sesuai topic dari guru dengan cara random dengan lisan hingga siswa terakhir (menggunakan Strategy Hot Potato).

c. Penutup (10')

- Memberikan umpan balik terhadap proses dan hasil pembelajaran.
- Meminta siswa menyimpulkan materi hari itu dengan lisan.

- Menginformasikan rencana kegiatan pembelajaran untuk pertemuan berikutnya.

E. Materi Ajar

Express your opinion about this topic below by using the way in expressing idea of speaking English!

Free Sex and Narkoba

1. What do you know about free sex and Narkoba?
2. What are the effect of Free Sex and Narkoba?
3. How to avoid Free Sex and Narkoba?
4. Why free sex and narkoba mostly used in young people?
5. How to get rid of free sex and narkoba addiction?

RESEARCH INSTRUMENT

Test for pre-test and post-test.

- Beberapa hal penting yang harus diperhatikan bahwa:
 1. Penelitian ini bertujuan untuk mengumpulkan data tentang kemampuan speaking siswa kelas 2 SMA Negeri 3 Takalar.
 2. Semua tanggapan yang adik-adik berikan terhadap penelitian ini tidak mempengaruhi nilai Bahasa Inggris adik-adik.
- Kerjakanlah soal dibawah ini dengan menggunakan bahasa Inggris!
Choose one of the following topics by using asking and giving suggestion and practice in pair with your classmates around five minutes.
(Before you start, do not forget to mention your name and class).

List yang dikatakan siswa.

Asking Suggestion	Giving Suggestion	Accepting Suggestions
<ul style="list-style-type: none"> – Do you have any ideas for me? – Do you have any suggestions for me? – Do you have any advice for me? – Would you mind giving me your suggestion? – What should I do? 	<ul style="list-style-type: none"> – Let's go to... – Why don't you/we... – We could ... – What about ... – How about ... – I suggest that ... – I think you should... – I don't think... 	<ul style="list-style-type: none"> – Yes, let's go. – Ok, I will. – Yes, let's go. It is a good idea. – Ok, if you say so. – Let's

Teacher question...

Topic 1

- I don't think that we should buy a new car, what do you think?
- Can you give me any advices, why we should buy a new car?

Topic 2

- Do you have any ideas for her/him?
- Why don't you ask your parents? Maybe you forget it in your home.

Topic 3

- Do you have any suggestions?
- How about comedy movies? Don't you think so?

Topic 4

- Why don't you buy something that he needs? How about you?

Pre-Test

Buying a new car



I think we should buy a new car.

Why? Our old car is fine and functional.

Yeah, but **I think** it's already very old and not fashionable. **I suggest you** to buy the newest style.

Yeah I think **you're right**. So **when will** we buy a new car?

How about tomorrow morning?

Okay if you say so.



Lost my wallet



I have a serious problem today. I have just lost my wallet.

Don't be so sad my friend; let us search it around the park.

I have looked for it for hours but I do not find it, do you have some ideas?

You had better tell the securities to announce it to other students

Yeah, **that sounds good**. I do hope it helps

Let's go... !



Post-Test

Opinion on movies



Let's watch a movie.

What kind of movie?

Romantic movie.

I don't like romantic movies; let's watch something else.

What about if we watch action movies? It's cool.

That's sound great!

Okay.



At the store

This conversation is between two friends, they want to buy a gift.



Aufa, tomorrow is my brother's birthday. But I'm getting confused.

So, can I help you?

Aufa.. **Do you have any idea** about which one should I buy for him?

Mmmm.., **I suggest you** to buy something like a football team's fan merchandise.. Because usually a boy loved football, right?

That's a good idea. Let's search for it..!

Tami, I got it, **what do you think?**

That's look good. Which one is better? Red or Blue?

I think you should buy the red one, but it's up to you.

I'll take the red one, then. **Thank you.**



DOCUMENTATION





CURRICULUM VITAE



The writer Kartika Sari, was born on September 14th, 1995 in Pattallassang, Takalar Regency, South Sulawesi. She has one sister. She is the second child of Muh. Rustam and Sabariah. She started her Elementary school in 2001 at SDN no. 234 Takalar Kota Kec. Pattallassang Kab. Takalar and finished in 2007. Her Junior High School was at SMPN 2 Takalar and finished in 2010. Then she continued her study at SMA NEG. 3 Takalar and graduated in 2013. At the same year, she was accepting as one of the students of English Education Department of Tarbiyah and Teaching Science Faculty at Alauddin State Islamic University of Makassar.

UNIVERSITAS ISLAM NEGERI
ALAUDDIN
M A K A S S A R