


**IMPROVING STUDENTS' READING COMPREHENSION
THROUGH READ, ASK, PUT (RAP) STRATEGY
AT THE SECOND GRADE STUDENTS
OF MTsN BELOPA**



A Thesis

Submitted in Partial Fulfillment of the Requirements for the Degree
of Sarjana Pendidikan (S.Pd) of English Education Department
of Tarbiyah and Teaching Science Faculty of Alauddin
State Islamic University of Makassar

ALAUDDIN
M A K A S S A R

By:

NUR TIALA

Reg. Number: 20400113067

**ENGLISH EDUCATION DEPARTMENT
TARBIYAH AND TEACHING SCIENCE FACULTY
ALAUDDIN STATE ISLAMIC UNIVERSITY OF MAKASSAR**

2017

PERNYATAAN KEASLIAN SKRIPSI

Dengan penuh kesadaran, penulis yang bertanda tangan di bawah ini:

Nama : Nur Tiala
NIM : 20400113067
Tempat/Tgl. Lahir : Enrekang, 06 July 1994
Jur/Prodi/Konsentrasi : Pendidikan Bahasa Inggris
Fakultas/Program : Tarbiyah dan Keguruan
Alamat : Tamalate III , Stapak 38
Judul : ***Improving Students' Reading Comprehension through Read, Ask, Put (RAP) Strategy at the Second Students of MTsN Belopa***

menyatakan dengan sesungguhnya dan penuh kesadaran bahwa skripsi ini benar adalah hasil karya sendiri. Jika di kemudian hari terbukti bahwa ia merupakan duplikat, tiruan, plagiat, atau dibuat oleh orang lain, sebagian atau seluruhnya, maka skripsi dan gelar yang diperoleh karenanya batal demi hukum.

UNIVERSITAS ISLAM NEGERI

ALA UDDIN

M A K A S S A R

Gowa, 2017
Penulis,

Nur Tiala
NIM. 20400113067


PERSETUJUAN PEMBIMBING

Pembimbing penulisan skripsi saudara, **Nur Tiala**, NIM : 20400113067, mahasiswa Jurusan Pendidikan Bahasa Inggris pada Fakultas Tarbiyah dan Keguruan UIN Alauddin Makassar, setelah dengan seksama meneliti dan mengoreksi skripsi yang bersangkutan dengan judul *“Improving Students Reading Comprehension through Read, Ask, Put (RAP) Strategy at the Second Year Students’ of MTsN”* memandang bahwa skripsi tersebut telah memenuhi syarat-syarat ilmiah dan dapat disetujui untuk diajukan ke sidang munaqasyah.

Demikian persetujuan ini diberikan untuk proses selanjutnya.


Gowa, 13 November 2017

Pembimbing I



Dr. Kamsinah, M. Pd. I.
NIP. 19680328 199603 2 002

Pembimbing II



Sitti Nurpahmi S.Pd M.Pd
NIP. 19740308 200901 2 003

UNIVERSITAS ISLAM NEGERI
ALAUDDIN
M A K A S S A R

PENGESAHAN SKRIPSI

Skripsi yang berjudul, "*Improving Students Reading Comprehension through Read, Ask, Put (RAP) Strategy at the Second Year of MTsN*", yang disusun oleh **Nur Tiala**, NIM: 20400113067, mahasiswa Jurusan Pendidikan Bahasa Inggris pada Fakultas Tarbiyah dan Keguruan UIN Alauddin Makassar, telah diujikan dan dipertahankan dalam sidang munaqasyah yang diselenggarakan pada hari **Jumat**, tanggal **24 November 2017 M** yang bertepatan dengan tanggal **5 Rabiul Awal 1439 H** dan dinyatakan telah dapat diterima sebagai salah satu syarat untuk memperoleh gelar Sarjana Pendidikan (S.Pd.) pada Fakultas Tarbiyah dan Keguruan, Jurusan Pendidikan Bahasa Inggris dengan beberapa perbaikan.

Samata – Gowa, 24 November 2017 M
5 Rabiul Awal 1439 H

DEWAN PENGUJI (SK. Dekan No. 2827 Tahun 2017)

Ketua : Dr. Kamsinah, M. Pd. I.
Sekretaris : Sitti Nurpahmi, S.Pd., M. Pd.
Munaqisy I : Dr. H. Nur Asik, M. Hum.
Munaqisy II : Dr. M. Rusdi T, M. Ag.
Pembimbing I : Dr. Kamsinah, M. Pd. I.
Pembimbing II : Sitti Nurpahmi, S.Pd., M. Pd.



UNIVERSITAS ISLAM NEGERI

Diketahui oleh:

Dekan Fakultas Tarbiyah dan Keguruan
UIN Alauddin Makassar,

ALAUDDIN
M A S S A R



Dr. H. Muhammad Amri, Lc., M. Ag.
NIP. 19730120 200312 1 001

ACKNOWLEDGEMENT

Alhamdulillah Rabbil Alamin, the writer would like to express her deepest gratitude to the Almighty Allah SWT. who has been giving mercies, blessings, inspiration and good health all the time to conduct the writing of this thesis. Also, Shalawat and Salam are delivered to our great prophet Muhammad SAW who has brought us from the darkness into the lightness.

During the writing of this thesis, the writer received much assistance from a number of people for their valuable guidances, corrections, suggestions, advices and golden supports. Without them, the writing of this thesis would have never been possible completed especially for the writer's beloved parents **Nasir** and **Mariani**, who always give attention to their children and their strong motivation both material and spirit until the completing of this thesis. In addition, the writer would like to express the greatest thankful and appreciation for those people, they are:


1. **Prof. Dr. H. Musafir Pababbari, M. Si.** as the Rector of Alauddin State Islamic University (UIN) of Makassar.
2. **Dr. H. Muhammad Amri, Lc., M. Ag.** as the Dean of Tarbiyah and Teaching Science Faculty of Alauddin State Islamic University (UIN) of Makassar.
3. **Dr. Kamsinah, M. Pd. I.** and **Sitti Nurpahmi, S. Pd., M. Pd.** the Head and the Secretary of English Education Department of Tarbiyah and Teaching Science Faculty of Alauddin State Islamic University (UIN) of Makassar.
4. **Dr. Kamsinah, M. Pd. I.** and **Sitti Nurpahmi, S. Pd., M. Pd.**, the first and the second consultants for their guidances, supports, suggestions and advices during the writing of this thesis.
5. The most profound thanks to all lecturers of English Department and all staffs of Tarbiyah and Teaching Science Faculty for their help, support, and guidance

during the writer has been studying at Alauddin State Islamic University (UIN) of Makassar.

6. The writer's beloved brothers and sister, **Arman S.S, A. Andriani Fahira S.Pd** and **Risal Tadu**, for their patient, prays, and motivation during his study.
7. The writer's classmates in English Education Department **PBI 3 and 4 (2013)**, **Zulhulaefah Burhan, A. Novia Dwiayuningtias, Husni Mubarak, Annisa Mulyono, Jusni, Nilasari, Rika Anggari** and all friends who could not be mentioned one by one. Thanks for the friendship and suggestions to this research.
8. The writer's bestfriends in **MTsN Belopa, Ria Mawaddah S.Pd** thanks for support, motivation, and prays.
9. The writer's beloved friends from elementary school until high school, for the friendship, love, knowledge, support, and time they have provided unconditionally.
10. Everyone who has helped the writer, not only in the making of this thesis, but through the ups and downs of his university life. The writer could not mention them one by one. All the writer can say is the writer could not be more grateful for their contribution. May Allah bless them all.

The writer does realize that this thesis is still far from being perfect and still needs more improvement to get better result, so that corrections, suggestions and advices are always expected. Therefore, the writer welcomes all kinds of corrections suggestions, and advices for a better writing. Hopefully, this thesis can give usefulness for the development of English teaching-learning.

Finally, willingly the writer prays may all our efforts be blessed by Allah SWT. Aamiin.



Tamalate , 26 Oktober 2017

The Writer

Nur Tiala

NIM: 20400113067

UNIVERSITAS ISLAM NEGERI
ALAUDDIN
M A K A S S A R

LIST OF CONTENTS

	Page
TITLE PAGE	i
PERNYATAAN KEASLIAN SKRIPSI	ii
PERSETUJUAN PEMBIMBING	iii
PENGESAHAN SKRIPSI	iv
ACKNOWLEDGEMENT	v
LIST OF CONTENTS	viii
LIST OF TABLES	ix
LIST OF APPENDICES	x
ABSTRACT	xi
CHAPTER I. INTRODUCTION	1
A. Background	1
B. Research Problem.....	3
C. Research Objective.....	3
D. Research Significances.....	3
E. Research Scope.....	4
F. Operational Definition of Terms.....	4
CHAPTER II. REVIEW OF RELATED LITERATURE	6
A. Previous of Related Research Findings.....	6
B. Some Pertinents Ideas.....	8
CHAPTER III. RESEARCH METHOD	20
A. Research Design.....	20
B. Research Setting.....	22
C. Research Participants.....	23
D. Research Target.....	23

E. Research Instrument	24
F. Data Collection Precedure	24
G. Data Analysis Technique	25
CHAPTER IV. FINDINGS AND DISCUSSION	29
A. Findings	29
B. Discussion	44
CHAPTER V. CONCLUSION AND SUGGESTION	46
A. Conclusions	46
B. Suggestions	46
BIBLIOGRAPHY	48
APPENDICES	52
CURRICULUM VITAE	113



LIST OF TABLES

The Form Observation Checklist	25
Classification Students' Response	27
Classification Score Students.....	28
The Result of Observation in the First Cycle	31
Frequency Distribution and Percentage the Students' Score of First Cycle Test	33
Indicator of Successful Students' Reading Skill in the First Cycle	35
Comparison of The Observation Between the First Cycle and the Second Cycle.....	39
Frequency Distribution and Percentage the Students' Learning Achievement	41
The Distribution of Score Frequency and Percentage After Teaching and Learning	
Process of Cycle I and Cycle II	42
Indicator of Successful Students' Comprehension of the Second Cycle	46

ABSTRACT

Researcher : Nur Tiala
Reg. Number : 20400113067
Title : *Improving Students' Reading Comprehension through Read, Ask, Put (RAP) Strategy at the Second Grade Students of MTsN Belopa, Luwu.*
Consultant I : Dr. Kamsinah, M. Pd. I.
Consultant II : Sitti Nurpahmi, S. Pd, M. Pd.

This research was conducted in order to improve students' reading skill at the second grade of MTsN Belopa, Luwu through Read, Ask, Put (RAP) Strategy. This research is related to the result of preliminary study showed that the students were still poor in English reading skill especially in narrative text.

This research used a Classroom Action Research (CAR) which was conducted to solve the students' problem in English reading. The Classroom Action Research (CAR) was done based on Kemmis and McTaggart's design. The researcher did two cycles in which each cycle consists of planning, acting, observing and reflecting. The data were gathered through qualitative and quantitative data. The qualitative data were obtained by analyzing the test. Then, quantitative data were obtained by analyzing the observation checklist.

The finding of the research indicated that the implementation Read, Ask, Put (RAP) strategy was successful since the criteria of success were achieved. The first criterion was 70% of students could pass the target score 70 based on the Minimum Passing Grade of Criteria. The finding showed that from the first cycle 58.57% to second cycle 78.85% of students had already achieved the target score. Besides, the second criterion was the students who become more active involved in teaching learning process. The result of observation checklist showed that through Read, Ask, Put (RAP) Strategy, the students were more creative confident in the classroom especially reading activity.

Based on the finding mentioned above, the researcher suggests that English teacher could implement Read, Ask, Put (RAP) Strategy in teaching reading in order improve students in learning English Reading.

CHAPTER I

INTRODUCTION

A. Background

English as the international language is very important to be mastered by people in this era. In this globalization era, people have to collect and follow a lot of information in order not to be left behind by the development. A lot of information can be obtained easily right now especially along with the development of technology. A lot of information is presented in written material such as newspapers, magazines, online article, and textbooks. Because of that, mastering English and reading skills are really beneficial to people in comprehending the written materials. To meet the demand of the globalization era, Indonesian students are prepared by teaching them one of the most important subjects which is English.

English is one of the foreign language learned by students in Indonesia. Many Indonesian students have started to read and learn English skills from their childhood. They read in order to acquire information and also to enhance the other language skills they have. There is no doubt that reading is important as the other three language skills. Students can get and discover new knowledge and actively involved in the classroom discussion by reading. Moreover, it is expected that students gain broader knowledge and enrich their vocabulary.

Having a good reading ability is really important for students. In relation to teaching learning of English at school, Mikulecky and Jeffries (1996 : 87) state that reading is one important way which can improve the students' general language

skills in English. Reading can also improve the vocabulary, the writing and the speaking skills and also finding out the new ideas, facts and experiences. Furthermore, when students come to the next of their educational level, they should pass a test first. It is done to see how well students learn on a certain stage of education. Reading skills are usually used in an examination. So, the students must have a good reading comprehension if they want to pass the examination.

Reading is a complex process, which involves not only the readers' ability to read the text but also their ability to comprehend it. Because of these reasons, some teachers of English at junior high school and senior high school find some difficulties in teaching reading. Most of the Indonesian's students cannot understand what they have read, even though they have been learning English for many years Alfiah (2004: 13).

Based on the interview of Mr. Anwar as English teacher at VIII.5 MTsN Belopa on 13th January 2017 on Friday at 10.00 am. The mean score of the student's achievement in reading English is low and it is influenced by several problems. First, students have a difficulty in understanding English word, phrase, and sentence in English. Second, the students have difficulty in finding the main idea of the text they read. Last, the students are easily bored to read a text because it is not interesting and make them difficult to understand the content of the reading material.

That is why a new strategy to improve students' reading skill is needed to overcome the problems. In relation to the background above, the researcher is interested in conducting research to improve the reading comprehension skill by using RAP strategy at MTsN Belopa in the academic year of 2017.

The strategy requires students to read short passages of materials and rephrase the content, including the main ideas and specific details, in their own words. This strategy helps students to improve their recall of important information. Research has shown that students' comprehension and retention scores increase in proportion to the quality and quantity of the paraphrase statements they make while reading a passage.

Therefore, it is necessary to do research on the application of Read,Ask,Put in own words (RAP) strategy on English subjects in order to help improve reading comprehension of the second year students of MTsN Belopa.

B. Research Problem

Based on the previous background the researcher formulates the research problem in this research is “How is the improvements of students’ reading comprehension using Read, Ask, Put (RAP) Strategy” in the second grade of MTsN Belopa.

C. Research Objective

Based on the analysis of the problem, the researcher aims to describe the improvement of students’ reading comprehension ability using Read, Ask, Put (RAP) Strategy in the second grade of MTsN Belopa.

D. Research Significance

The researcher expects that the research attempts to provide some theoretical and practical significance to some readers such as, the English teacher and the school in which this research was conducted. Besides, the researcher should also take the advantages of conducting the research.

1. Theoretical Significance

This research could add the current literatures of RAP strategy in improving reading comprehension ability especially in the senior high school.

2. Practical Significance

- a. For students, it drives students to improve their reading comprehension skill.
- b. For English teacher, it can be used as the model for other teachers as the alternative strategy to improve students reading comprehension flexibly.
- c. For readers, it can be used as the model for other researcher who interested in the similar field to enrich the knowledge of teaching English, especially in improving reading comprehension.

E. *Research Scope*

In this research, the researcher would like to limit the study about the improvement of students' reading comprehension and Read, Ask, Put (RAP) strategy which will be conducted MTsN Belopa.

F. *Operational Definition of Term*

The title of this research is "Improving Students' Reading Comprehension through Read, Ask, Put (RAP) Strategy at the 2nd Year Student of MTsN Belopa" In understanding the topic of this research easily, the researcher would like to presents the operational definition of term.

1. Reading Comprehension

Reading comprehension is not only a process of identifying the word but also a process of constructing and understanding a meaning from a written text to get information related to the text and also to give students pleasure. Moreover, reading

comprehension can be seen as the ability to find the stated or unstated writer's idea in the text. The essence of reading comprehension is to understand all information delivered by the writer. It also refers to the ability to connect between the words in a text, to understand the ideas and the relationships between ideas conveyed in a text.

2. Read, Ask, Put (RAP)

RAP strategy is based on a theory that identifies paraphrasing as a key skill to help improve students' memory of main ideas and details in text. One specific cognitive strategy that can be taught to students is a paraphrasing strategy, which consists of three steps: (a) Read a narrative text, (b) Ask myself, "What is the main idea and two details?" and (c) Put the main idea in my own words or Paraphrase. The RAP strategy teaches students to recall main ideas and facts from their reading materials. The acronym RAP, corresponding to the three components, has been used to describe this strategy. The purpose of RAP is to aid reading comprehension by helping students find the most important information in a given reading selection. This strategy can be use in junior high school and senior high school because it so easy to applicated in the classroom and for the teacher.

CHAPTER II

REVIEW OF RELATED LITERATURE

A. Previous of Related Research Findings

The first is thesis written by student of Medan State University entitled “*The Effect of Read, Ask, and Paraphrase (RAP) Strategy on Students Comprehension in Reading Narrative Text*” by Dewi Bernike Tampubolon (2013). She found that the student’s reading ability increased from the first meeting to the last meeting. The students’ achievement which was taught using by RAP strategy is higher than taught with conventional strategy from the t-test calculation it was found that t-test was 3,04 while the t-table is 2,00 with $p = 0,05$. It means that hypothesis alternative (H_a) is accepted which shows that RAP strategy significantly improves the student’s reading comprehension. So, it can be proved that the use of RAP strategy is effective to be used.

The second thesis written by student of State Islamic University of Sultan Syarif Kasim Riau entitled “*The Effect of using Read, Ask Question, and Put Into your own Words (RAP) Strategy toward Reading Comprehension of the Second Year Students at Senior High School YLPI Pekanbaru*” by Dahlia (2014). Based on the data presentation and data analysis she given a conclusion of the research about the effect of the using RAP strategy towards reading comprehension of the Second Year Students at Senior High School Yayasan Lembaga Pendidikan Islam (YLPI) Pekanbaru as : (1) The mean pre-test of students’ reading comprehension of experimental class was 63.09, which was categorized into enough level, and the

mean of post-test after being taught by using Read, Ask Question, and Put Into Your Own Words Strategy was 73.71 which was categorized into good level. (2) The mean pre-test of students' reading comprehension of control class was 57.26, which was categorized into enough level, and the mean of post-test of control class was 59.77 which were categorized into enough level. (3) There is significant effect of using 29 RAP strategy towards students' reading comprehension at the Second Year of Senior High School Yayasan Lembaga Pendidikan Islam (YLPI) Pekanbaru. It can be seen from the result of data calculation ($2.00 < 7.180 > 2.65$). So, it can be concluded that Read, Ask questions, and Put into your own words (RAP) strategy has a positive effect on reading comprehension of the second year students at Senior High School Yayasan Lembaga Pendidikan Islam (YLPI) Pekanbaru.

The third is thesis written by student of IAIN Tulungagung entitled “ *The Effectiveness of Using RAP (Read-Ask-Put) Strategy Toward the Students, Reading Comprehension At the First Grade of SMAN 1 Rejotangan*” by Isna Mufida (2015). She found that the student's reading ability increased from the first meeting to the last meeting. The students' score of reading comprehension before taught using RAP strategy is poor because the mean of the total score of students is only 64.38 after taught using RAP strategy is good because the mean of the total score of students is 78.12 in which mean is the average score taken from the total score of the whole students divided by the total students. There is significant difference score of students reading comprehension ability before and after taught using RAP strategy that is 0.011. The significance value is lower than 0.05 ($0.011 < 0.05$). Then the calculation of t-count in which t-count= (8.843) is bigger than t-table= (2.042).

Finally, based on the explanation above, it means that the null hypothesis (H_0) is rejected and the alternative hypothesis (H_a) is accepted. So, the using RAP (Read-Ask-Put) strategy can be improved the students' reading comprehension especially in the first grade at senior high school.

From previous findings above, it has relevancies with this research. The relevancies of this research namely Improving Student's Reading Comprehension through Read, Ask, Put (RAP) Strategy at the 2nd Year Student of MTsN Belopa and also by doing reading text to find out main idea, content, supporting detail then paraphrase in own word. By using the similar strategy but different research method, the researcher hope that the students' reading ability in this research will be improves too.

B. Some Pertinent Ideas

1. Defenition of R.A.P Strategy

R.A.P is a strategy that can improve your reading comprehension and help you remember what you read. It can help you retell a story or answer questions about a story in class or on a test. Using R.A.P can help reading comprehension in many places at school, including reading class, guided reading, science, social studies, and health. You should use R.A.P whenever you are reading and wanting to remember what you read. Using R.A.P can help you do better at school while reading. R.A.P stands for three steps. R stands for Read a Paragraph. A stands for Ask yourself what is the main idea and two details? P stands for Put the main idea into your own words (Schumaker et, al. 1984: 29).

2. Some Explanations of R.A.P Strategy from the literature include:

- a. One specific cognitive strategy that has been taught to students with learning disabilities using the R.A.P Strategy, that consists of three steps: (a) Read a paragraph, (b) Ask myself, “What is the main idea and two details?” and (c) Put the main idea in my own words (Schumaker et, al. 1984: 29).
- b. The purpose of R.A.P is to aid reading comprehension by helping students find the most important information in a given reading selection. This strategy, as well as the S.I.M (Lee and Von Colln 2003: 5).
- c. Katims and Harris (1997: 10) use R.A.P in inclusive classrooms with 207 students in seventh grade. The study did not include gender or ages of the participants. Out of 207 students, 25 of the students were identified with a learning disability. Out of these 25 students, 15 were male and 10 were female. Ten reading classes of seventh grade students were selected for this study. Students were given a reading pretest. Anyone who did not finish the test or scored above 90% was excluded. The remaining students were selected as participants.
- d. Katims and Harris (1997: 7) investigated the effects of teaching paraphrasing strategy using the R.A.P acronym to groups of students, with and without learning disabilities. It was found that the teaching of this strategy was an effective procedure for all students as using the acronym helped students to remember, think about and use the steps in the strategy. They stated that the findings from their instructional intervention study lend support for teaching students with and without learning difficulties, in regular classrooms, a cognitively based paraphrasing strategy to improve reading comprehension.

3. The Procedure of R.A.P (Read a Paragraph, Ask your Self, Put in your Own Word) Strategy in Teaching Reading.

When you introduce the strategy to student and when you prompt them to use the strategy, you will be referring to the steps of the strategy. These steps specify how a student think and act while using the strategy. Use an overhead transparency to help you emphasize the steps with the student. Below are explanations of what the student does in each step according to (Schumaker et, al. 1984: 29) as follows:

a. R-Read a Paragraph.

The First step is to read paragraph. As student become proficient with the strategy, they may choose to read a section of a chapter or multiple paragraphs. However, when first learning the strategy, student read one paragraph at a time and thinks about what the words mean. During the class discussion time or paired work time, the paragraph can be read aloud. When working independently or using the strategy in other classes, the paragraph is to be read silently.

b. A-ask yourself, ‘what are the main ideas and details in this paragraph.

c. This is a self – question step.

d. Student asks themselves this question to cue thinking about and reviewing what was read. Student need to look quickly back over the paragraph and find the main ideas and details. To do this, they ask and answer a series of question

e. Question for Finding the Main Idea.

Explain to the students that to locate the idea, they will need to ask themselves some questions and look through the paragraph to find information that will help them answer the questions. The first question to be ask: “what is the

main idea paragraph about? This question should be answered the statement ; the paragraph is about ...usually, the blank in this statement is filled in with one or two words that name the topic paragraph.

f. Place to Look When Finding the Main Idea

Let the student know that one tip for finding Main ideas is to check the first sentence of the paragraph. Usually, the main idea is stated there. Second , if they are not sure of the main idea after glancing at the first sentence of the paragraph, they can check to see if the ideas are named in the other sentence of the paragraph. The same words or synonyms representing the main ideas usually appear more than once in paragraph . Generally, the main ideas appear idea more than once.

g. Requirements for a Good Paraphrase

Before the students start paraphrasing, let them know that there are specific requirements for an effective paraphrase. Be sure to review each of these requirements with students and ask them to supply reasons for each requirement. Notice that these requirements can form the device which makes them easier to remember.

When you put the information into your own words, do the following:

Make sure it is useful information. Statements should be about information covered in the paragraph, be relevant to the topic of the paragraph, and contain information that is useful to remember.

Make it sure that it is a complete thought (one that has a subject and a verb). For consistency in writing and speaking, main ideas and details should be stated in complete sentences. Make it sure that it contains Accurate information. If a correct

statement is made incorrect by the addition of a qualifying clause, or if the information is otherwise inaccurate, it is not a good paraphrase. Make sure it contains new information, not merely a repetition of another statement. The main idea and each detail should not be repeated.

Make it sure that it makes sense. Main idea and detail paraphrases must make sense within the context of the statements previously made.

Make sure you only make one general statement about the main idea per paragraph.

Make sure you have put information in your own words. Student responses should be substantially different from any sentence in the written paragraph. Reordering the wording of a sentence does not constitute a substantial difference.

h. Finding the Details

Basically, the details comprise the remaining information in a paragraph after the reader has found and named the main idea. The details are the facts that the reader might need to remember for a discussion in class or for a test. After finding the main idea, students need to find at least two details in every paragraph. They need to be sure to pick out items that are related to the main idea and that are important or critical facts to remember. Sometimes, an author puts information into paragraph that is not directly related to the main idea. Usually, such information is not important to remember.

i. P – Put the Main Idea and Details in your Own Words.

In this step of the strategy students make the information their own by using their own words to speak about it. They change it, so that it makes sense to them. This helps them remember it. To put the information into their own words, they need

to look away from the paragraph and then make one statement about the main idea of the paragraph and one statement about the main idea of paragraph and one statement about each detail in the paragraph. They need to make sure they include two details related to main idea.

4. The Implementations of R.A.P (Read a Paragraph – Ask your Self – Put in your Own Word) strategy in the Classroom.

In teaching reading, the RAP strategy is used as a reading comprehension strategy and its effectiveness for students answering comprehension questions, or retelling reading passages. According Parker et al. (2002: 46), one particular paraphrasing strategy uses an acronym of RAP to help remember and implement a reading comprehension learning strategy. RAP stands for, “read a paragraph, ask yourself, what were the main ideas and details in this paragraph, and put the main ideas and details into your own words”. Fisk and Hurst (2003: 182) stated “paraphrasing works so well because it integrates all modes of communication reading, writing, listening, and speaking which leads to a deeper understanding of the text. The basic procedure is accompanied by a worksheet and is implemented using the following steps.

- a. The teacher gives students a narrative text to read aloud.
- b. The teacher then asks them to identify the main idea and details in the paragraph.
- c. As the students identify each element, the instructor should write their responses in the appropriate section of the corresponding worksheet.
- d. The worksheet prompts students to identify what the paragraph was about and what additional information was included in the paragraph.

- e. The students are given a graphic organizer with the steps of the RAP strategy clearly printed as a way to assist them in remembering the steps of the strategy and the parts they needed to identify in each paragraph.
- f. The strategy works especially well if taught with a simple, systematic, and Step wise process that incorporates self-monitoring (i.e., self-regulation) and goal setting.

After receiving RAP training, students are tested on the percentage of text recalled and how well they understood the important information in the text.

5. Concept of Reading

a. Definition of Reading

Steinberg (1982: 192) states that reading is a form of communication which is to receive info through written forms. It means a teaching program, consequently, should direct itself to the realization of that goal.

According to Nuttal (2000) reading means a result of interaction between the writer's mind and the reader's mind. It is the way how the reader tries to get the message or the intended meaning from the writer. In this process, the reader tries to create the meanings intended by the writer, the reader can get the message and the writer's meaning sense.

b. Some Reading Techniques

In English there are three kinds of reading techniques, namely: survey reading, Skimming and scanning.

1) Survey Reading

In survey reading, a reader surveys some information he wants. Thus before coming to reading process, he must set some kinds of information he needs. In survey reading, a schemata or previous knowledge is very helpful because it enables the readers to comprehend the main point in the text easily (Brown 1987: 17).

2) Skimming

Skimming reading is glancing rapidly through a text to determine the gist, for example, in order to get the general area of idea of what the text is about (Nuttal, 1982: 34)

3) Scanning

Scanning means glancing rapidly through a text either to search for specific information or to get an initial impression of whether the text is suitable for a given purpose. When scanning the reader tries to located the specific in information and often he does not even follow the linearity of the passage to do (Nuttal, 1982: 34).

c. Levels of Comprehension.

When the reader has no clearly defined specific, purpose but is simply reading, he may be said to comprehend at one or more levels, the term “level” does not mean simply different degree of difficulties it refers to the attitude and reaction to what is read (Alexander, 2003: 16)

1) Literal Comprehension

Literal reading refers to the ideas and fact that directly stated on the printed pages. Literal reading is the skill of getting on the primary direct literal meaning of a word, main ideas or sentences in context. The basic of literal comprehension are recognizing is fundamental to all reading skill at any levels because a reader must first understand what the author said before he can draw an inference or make an evaluation.

a) Main Ideas

The most valuable reading comprehension skill is the probably the ability to determine the most importance thing in her is saying. Read the following paragraph to see if you can distinguish between assential and non-essential information and between the main idea.

b) Meaning of Words From Context

As we probably know, the text way to improved your vocabulary is to read as often and as much as possible, we sometimes learn award what we don't know by looking at it is sentence, that is by looking at its context.

2) Interpretive or Inferential Comprehension

Higher of level comprehension involves reading beyond or the lines. The reader brings knowledge and experience to the act of reading and draws inferences. Interpretive of referential comprehension includes thinking process such as drawing conclusion, making generalization out comes.

3) Critical or applied reading comprehension.

For literal comprehension, the reader needs only to grasp what it is a state to receive the author's literal message. For a higher level of comprehension, the reader is involved in an interchange of ideas with the author and applies reading to life situations.

4) Creative Comprehension

Creative comprehension involves the positive response of listener or readers to what has been heard or read. Sometimes a response may not be evident and therefore one person's response may vary differently from others.

Understanding at the creative level involves applying new knowledge to an existing situation, or applying existing knowledge to a new situation. It is also concerned with the production of new ideas and solving of problems of an open-ended kind, where more than one course of action is possible.

d. The sub-skill of comprehension

Lunzer and Gardner (1986: 40) promotes the sub-skills of comprehension based on this research, as follows:

- 1) Identifying word meanings;
- 2) Drawing inferences;
- 3) Identifying the writer's technique and recognizing the mood of passage; and
- 4) Finding answers to questions.

e. The Process of Reading Comprehension

Davies and Whitney (1983: 11) state there are three vital processes involved in reading comprehension, as follows:

- 1) Previewing-scanning, searching, reading bits (heading, illustrations, paragraph openers) and setting up some expectation.
- 2) Predicting: making guesses which are informed these expectation, knowledge of the subject, the writer, the type or time of writing, of the likely concepts, contents or conventions.
- 3) Checking: confirm, exchanging or extending predictions or pre-knowledge by using features within the text or resources outside it.

The process above must be done orderly since its aim is to make the students better guessers. The work is directed as setting up situation where students work closely as individuals or together in teaching or meaning, by guessing immediate context, wider context, part of speech or part of words.

In connection with the reading activities, the process of the teaching learning should be task-oriented; in the sense that the students have to do or perform something based on the task given. Therefore the students in the learning reading have.

f. Reading Test

At literal level of comprehension, Gergson et. Al (1983: 4) state that in specific context of comprehension exercises requires answer which involve reiterating details of the text. Such answers can be copied directly from the text, and do not necessary demand any understanding other than that of simply syntax.

g. Reason for Reading

According to Jeremy Harmer, (1995: 190), there are reasons for reading:

1) Reading in language learning

Reading is an exercise dominated by the eyes and the brain. The eyes receive message and the brain has to work out the significance of these messages.

2) Reading for information

In most cases, reading for information is relevant to accurate study of the reader. They read to find out information to reduce their uncertainty.

3) Reading for pleasure

Reading for pleasure is done without other people's reader but according to an individual reader's wish and taste.

h. The Reading Material is Easy

This clearly separates extensive reading from other approaches to teaching foreign language reading. In discussing first language reading development, Fry observes that "Beginning readers do better with easier materials."

The use of easy materials is controversial. There is still a pervasive view that, to accustom students to real-world reading, real-world texts should be used for extensive reading. This is to confuse the means with the end, and paradoxically to rob readers more and study more, and to be able to ladder up as their foreign texts that reflect their language ability—texts they find easy and enjoyable at every step of the way (Waris Hamid, 2011: 67).

CHAPTER III

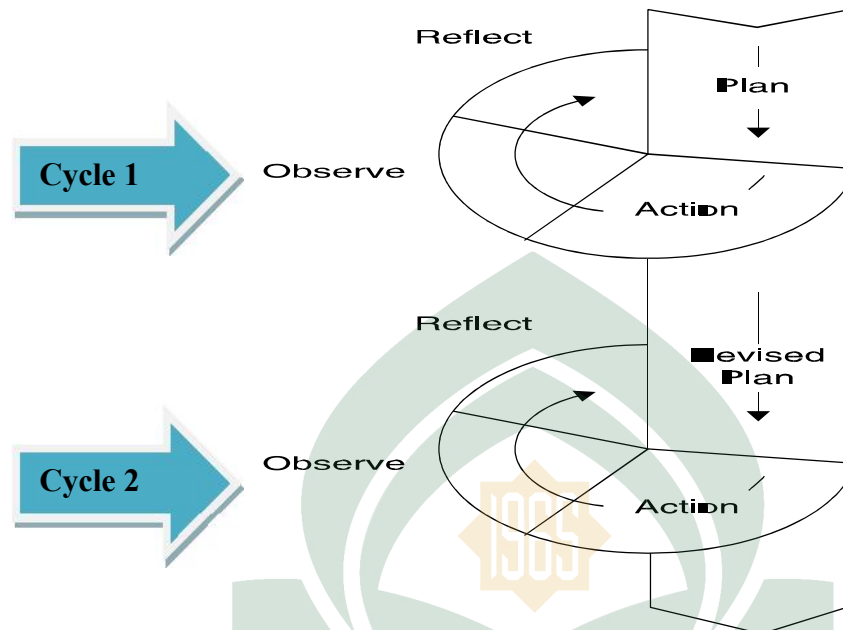
RESEARCH METHOD

A. Research Design

This research followed the principal working of classroom action research that contained of four stages, those were: Planning, Implementation of Action, Observation, and Reflection.

This research was held around two cycles. Those were first and second cycle, and each cycle was the series of activity which had close relation. Whereas, the realization of the second cycle was continuing and re-correcting from the first cycle. Action research also encouraged teachers “to reach their own solutions and conclusions and this is far more attractive and has more impact than being presented with ideals which cannot be attained adds that doing action research can reinvigorate our teaching, lead to positive change, raise our awareness of complexities of our work, and show us what drives our personal approaches to teaching. This research focuses on the attempt to improve student’ English reading comprehension skill in the second grade of MTsN Belopa by RAP strategy.

Below is Classroom Action Research model based on Kemmis and McTaggart (1998) was adapted from Burns, (2010: 9).



Action Research typically involved four broad phases in a cycle of research. The first cycle might become a continuing, or iterative, spiral of cycles which occurred until the action research had achieved the satisfactory outcome and felt that it was time to stop (Burns, 2010: 8).

a. Planning

In this phase the researcher designed a lesson plan coming to the classroom based on the syllabus which was applied in the MTsN Belopa . The researcher created the topics that were suitable for students' need, prepared the material which was used at the cycle, and the writer also designed an evaluation to measure students' improvement from the pre-test to the post-test of this research.

b. Action

In this phase, the researcher conducted the action of plan phase to improve student's reading comprehension ability. The researcher explained about, what is the RAP strategy, what should students do, and also gave an example in doing it. Then

the researcher gave the narrative text to read that the researcher asked students to do what the researcher had told the students before .

c. Observation

In this phase, the researcher will observe the real condition of the classroom, what students do in action of the teaching strategy such as the researcher asked students about their opinion after implementing RAP strategy. The researcher also noted the real condition of the classroom activity during teaching reading comprehension through Read, Ask, and Put (RAP).

d. Reflection

At this point, the researcher evaluated and described the effects of the action in order to make sense of what happened, and to understand the issue that had explored more clearly and the problem that could be solved. Then researcher also collected what made this researcher did not reach the target then prepared what to do in further cycle.

B. Research Setting

This research lasted for more than 4 weeks, started on July 17th until August 15th 2017. It was the time during collecting data. In another word, the researcher first conducted preliminary study on February 2017. This research at least took time for eight months. The researcher took MTsN Belopa as a place for this research which is located on Jl.Pendidikan Kec. Belopa it was one of districts in South Sulawesi. The reason of taking this school was because it was the researcher's former school where the researcher would be easier to conduct this research. Another reason was because

this school had become a role model for other schools in which the researcher hoped that this research would give a big contribution especially for the English teachers.

C. Research Participants

The subjects of this research were students of VIII.5 class which consisted of 35 students. They were the students of MTsN Belopa. The reason of taking this school as the research participant was because the teacher used monotonous activities in learning process and reading activities. This situation could give negative effect to the students in which the students would motivate and were not interested to learn more about English.

Besides, if the students were not motivate and were not interested in learning, it could give influence both process and result of teaching. In addition, the students still had the lowest scores in English especially reading.

D. Research Target

The students' achievement and failure in doing the planned activities was assessed by referring the criterion issued of MTsN Belopa, namely Kriteria Ketuntasan Minimal (Minimum Passing grade Criteria). Based on the minimum ability criteria in the school, the school decided that the minimum ability criteria that the students had to reach is 70. A class could be said reach the standard value if 70% students had caught the minimum ability criteria.

E. Research Instruments

The instruments of this research are both observation checklist and test.

1) Observation Checklist

The observation checklist used as guide information in the teaching and learning process when the action was conducted. It contained some aspects with several indicators of each aspect. Those aspects were related to how the teacher taught reading, students' behavior and the learning materials. The data were recorded every time through some descriptions in the form of field notes.

2) Test Reading Comprehension

The reading comprehension tests was in the form of multiple-choice questions. The tests contained 10 number questions and 4 options multiple-choice questions. In creating the questions, the researcher referred to the curriculum used in the school, which the 2013 curriculum.

F. Procedure of Collecting Data

The procedures of collecting data were as followed:

1) Observation Checklist

The researcher and the collaborator observed the students in each activity to identify the attitudes of the students to learn through Read, Ask, Put (RAP) Strategy. So, the observation was done from the beginning of the class until the end of the class in each cycle. The object of the observation was to identify the students' attitudes towards the strategy. The learning achievement and interesting atmosphere of the class was created by the teacher.

2) Test

The test consisted of achievement test. Achievement test was given in the end of each cycle. It was used to know the improvement of the 35 students' skill in reading through read, ask, put (RAP) strategy in teaching and learning process. The achievement test consisted of 10 number questions and 4 options multiple-choice covering the question about getting information, generic structure of a narrative text, getting main idea, supporting detail, paraphrase, and synonym.

G. Technique of Data Analysis

After collecting data, the researcher analyzed them to get valid data. In this research, the researcher used two techniques in analyzing the data, namely qualitative data and quantitative data.

1. Qualitative data

Qualitative data was analyzed by using Huberman and Miles (1984:137). Data analysis procedure such as data reduction, display, draw, conclusion and verification. Qualitative data was taken from obseravtion checklist.

Table 3.1
The Form of Observation Checklist

No	Learning Process	Percentage
1.	The students pay attention on the researcher's explanation about narrative text and today's activity.	
2.	The students pay attention explanation about the step RAP strategy.	
3.	The students make some group	
4.	The students get the narrative text and read the text.	

5.	The students' identification the narrative text.	
6.	The students practice pronunciation of some unfamiliar words.	
7.	The students read the text by changing some words with the synonyms that they have already got by using dictionary.	
8.	The students ask the researcher question about the way to identify the main idea and supporting details of each paragraph.	
9.	The students to find out the meaning and synonym of keywords using dictionary.	
10.	The students write down synonym words in the paper.	
11.	The students discuss with their group to identify the main idea and supporting details of each paragraph that using synonym of the words.	
12.	The students paraphrase the main idea and the supporting details of each paragraph by using the synonyms that they got before and discussing with their friends and the researcher.	
13.	The students presentation their result of paraphrasing.	
14.	The students make summary for the next meeting about narrative text.	
15.	Total	
16.	Mean score	

2. Quantitative data

- a. The criterion of scoring from the observation scheme such as below (Mabruroh, 2011).

Table 3.2
The Criterion of Scoring the Observation

Classification of students' response	Percentage interval
Excellent response	86%-100%
Good response	71%-85%
Sufficient response	56%-70%
Bad response	<55%

- b. Measuring students' mean score

The researcher calculates the mean of test to measure the improvement of students' in every cycle after calculated the percentage of individual students' score. The researcher will calculate the mean by using formula as stated by Arikunto (2006) which as follow:

$$\bar{x} = \frac{\sum X}{N}$$

Explanation :

\bar{x} : The average of students score

$\sum X$: Frequency of the students score

N : The number of the students

- c. Computing the frequency percentage of students score

$$P = \frac{F}{N} \times 100\%$$

Explanation:

F : Frequency of students' score

N : The total number of students' score

P : Rate percentage

- d. The score of students' achievement can be calculated by using this following formula (Cohen, 2000):

$$\text{Score} = \frac{\text{The number of right answer}}{\text{the number of questions}} \times 100$$

- e. After counting the result statistically, the researcher will classify the score into some levels by using the level achievement table (Depdikbud in Andi Herdiana, 2016).

Table 3.3
Classification Score of Students

The students that exceed the Standard Minimum Score (KKM).	≤ 70
The students that achieve the Standard Minimum Score (KKM).	$= 70$
The students does not achieve the Standard Minimum Score (KKM)	≥ 70

CHAPTER IV

FINDINGS AND DISCUSSION

A. Findings

This section has divided into two parts. Those were finding test in the first and second cycle.

1. The first cycle

a. Plan

In this step, prepared what had to do in action step. It prepared all required materials such as: lesson plans, test (test in each cycle), reading materials, observation checklist, students' work paper, students' answer sheet and camera.

In teaching reading, applied Read, Ask, and Put (RAP) strategy. In every cycle used different reading materials. The first meeting was focused on reading a narrative text.

During the teaching and learning process, observed the students by using observation checklist. It consisted of some indicators of achievements to know the students' response through the use of Read, Ask, and Put (RAP) strategy in improving students' reading skill. They were opening class until closed class.

b. Action

Action consisted of three meetings; in all meetings, applied Read, Ask, and Put (RAP) strategy in teaching and learning process.

1) The first meeting

The first meeting was conducted on July, 26th 2017 from 11.00 a.m -12.00 p.m. This meeting focused on improving students' competence in finding main idea, supporting detail, paraphrase and synonym word from the passage. In this meeting, the researcher applied Read, Ask, and Put (RAP) strategy and the procedures were:

- a) Teacher introduced the step of Read, Ask, Put (RAP) strategy to the students and explained topic.
- b) Teacher distributed the passage to the students.
- c) Student read the passage.
- d) The student identified of the text to find out mind idea, supporting detail, and put in own word (paraphrase that use synonym).
- e) The teacher commanded the students to search for synonyms from the vocabulary contained in the narrative text.
- f) Students wrote word synonyms in the worksheet.
- g) The students wrote down in the worksheet mind idea, supporting detail each paragraph.
- h) The students wrote content of the text with their own words with synonym word.
- i) Students presented the results of their discussion.

2) The second meeting

The second meeting was conducted on July, 28th 2017 from 10.00 a.m. – 11.00 a.m. and the procedures in this meeting were same with the first meeting.

3) The third meeting

This meeting was conducted on August, 2nd 2017 from 11.00 a.m- 12.00 a.m. In this meeting, the procedure of Read, Ask, Put (RAP) strategy did not apply but the students given an achievement test to measure their achievement in reading comprehension test.

c. Observation result

In observation step, it was helped by the teacher/collaborators in observing the students' what happen in the class during the lesson from opening until closing. They observed students' toward the use of Read, Ask, Put (RAP) strategy. To observe them, they use guidelines of observation which were made before conducting this research. The result of the observation was analyzed to find weaknesses of the action.

The aspects which were observed during the teaching and learning process were students' seriousness in watching materials in the class and students' enthusiasm and students' participation. The result of the observation as below:

Table 4.1

The result of the observation in the first cycle

No	Learning Process	Percentage
1.	The students pay attention on the researcher's explanation about narrative text and today's activity.	57%
2.	The students pay attention explanation about the step RAP strategy.	48%
3.	The students make some group.	68%

4.	The students get the narrative text and read the text.	65%
5.	The students' identification the narrative text.	65%
6.	The students practice pronunciation of some unfamiliar words.	48%
7.	The students read the text by changing some words with the synonyms that they have already got by using dictionary.	48%
8.	The students ask the researcher question about the way to identify the main idea and supporting details of each paragraph.	51%
9.	The students to find out the meaning and synonym of keywords using dictionary.	68%
10.	The students write down synonym words in the paper.	65%
11.	The students discuss with their group to identify the main idea and supporting details of each paragraph that using synonym of the words.	60%
12.	The students paraphrase the main idea and the supporting details of each paragraph by using the synonyms that they got before and discussing with their friends and the researcher.	68%
13.	The students presentation their result of paraphrasing.	54%
14.	The students make summary for the next meeting about narrative text.	57%
Total		822
Mean score		23,48%

Based on the table of observation above, the students' responses were not maximal. There were still some descriptors which must be improved. Besides that, there were also some descriptors that did well even though they still needed to be improved in the next cycle.

Based on the data above, there were some indicators that made it feel satisfied, because most of students did what they expect in applying Read, Ask, Put (RAP) Strategy. It was found that there were some indicators to the teachers' and instruction that raise score till 68 % and taking note raised 54 %.

On the other sides, the data above showed that there were many indicators that needed improvement. There were students read the text by changing some words with the synonyms and students asked the researcher question about the way to identify the main idea and supporting details of each paragraph.

d. Learning achievement

After taking three meetings with the students, the researcher gave a test to measure the students' achievement in first cycle. From the test, it was got a data that showed;

Table 4.2
Frequency Distribution and Percentage the Students Score of First Cycle Test

Classification	Score interval	Frequency	Percentage(%)
The students that exceed the Standard Minimum Score (KKM).	≤ 70	8	22,85%

students that achieved the Standard Minimum Score (KKM).	= 70	4	11,42%
The students was not achieve the Standard Minimum Score (KKM)	≥ 70	23	65,71%
Total		35	100%

Based on the data, it indicated that the students' reading skill was not achieved the standard minimum score. It could be seen from the mean score. Even though there were a little improvement in compare the result of pre cycle but it did not rise dramatically. From 35 students, 22,85 % of students that exceed the Standard Minimum Score (KKM), 11,42 % of students got achieved the standard minimum score and 65,71 % of students were not achieve the standard minimum score (kkm).

On the other sides, there was an indicator of successful students that had determined by the researcher namely: if 70 % of students had been succeeded in their reading skill achievement, it could be said that Read, Ask, Put (RAP) strategy improved the students reading skill:

Table 4.3
Indicator of Successful Students' Reading Skill in the First Cycle

Classification	Score interval	Frequency	Percentage
Successful	50-100	19	54,28%
Unsuccessfully	0-50	16	45,71%
Total		35	100%

The data above showed that the successful criteria in the first cycle were not achieved yet. From the table above there were only 54,28% of students were classified success and the test were 45,71% unsuccessful. Besides, the successful criteria were not achieved yet, that means the learning process was not maximal. Therefore, the researcher decided to improve the students' achievement in reading comprehension in the next cycle, the second cycle.

d. Reflecting

In the first cycle, it had conducted the procedures of Read, Ask, Put (RAP) strategy in teaching and learning process. For the first meeting the students were taught finding main idea and meaning word from the passage, supporting detail and paraphrase of narrative text. Furthermore, in the second meeting was similar activity with the first meeting. The last in the third meeting, it carried out the first cycle of test to know the students' achievement in reading skill.

Based on the data result of the observation, it found that during the learning process most of students were making comments or asking question

about the text, actively giving attention to the teacher's explanation and instruction, actively giving attention to their friend's opinion. But in their aspect it was found that the students still less in understanding the instruction by using various learning aids (dictionary), actively having discussion with the teachers and friends. The next aspects, it was found that the students' were still less participation in asking question, group work, and answer question from the teacher.

Therefore in the next cycle, it was needed to do the stabilization. The collaborator suggested to use interesting reading material, manage the time and the class well, motivate the students to be more active in their class.

Based on the reflection and the collaborator suggestion, in order to improve the students' reading skill in the second cycle, the students were given more active reading techniques and an interesting reading material.

2. The Second Cycle

a. Plan

The plan for the first and second cycle were the same because there were lesson plans, students' work papers, competence tests, reading text, observation checklist, and answer sheets for the meetings.

The first meeting focused on finding mind idea, supporting detail, paraphrase and generic structure of narrative text, the second meeting had a simliar activity with the first meeting. Besides that, there was an emphasis on the stabilization rather than the weaknesses in the first cycle.

The stabilization of the action that improved were:

- 1) Used time as good as possible so that the entire plan could be done well. It focused on dividing time per each activity.
- 2) Motivated the students' who were not comfortable in their assignment without working together.
- 3) Gave reading material to the students.
- 4) Encouraged them to ask questions.

Mostly the action in the first cycle and the second cycle were just the same, but focused in the stabilization of the first cycle to decrease the weaknesses in the first cycle.

1. The first Meeting

The first meeting in the second cycle was conducted on August, 5th 2017. It was conducted on 11.00 a.m. – 12.00 a.m. This meeting focused on improving students' competence in getting mind idea, supporting detail, and put in own word.

2. The second meeting

The second meeting was conducted on August, 9th 2017 from 13.00 p.m – 14.00 p.m. This meeting focused on improving students' reading comprehension in getting mind idea, supporting detail, and put in own word.

3. The third meeting

The meeting was conducted on August, 12th 2017 from 11.00 a.m– 12.00 a.m. In this meeting, the students gave an achievement test to measure their

achievement in reading improvements and achievement of learning in teaching reading comprehension using interactive approach method, here all the students were asked to answer 10 questions multiple choice that covered the questions about find mind idea, supporting detail, paraphrase, and synonym.

c. Observation result

The aspects of students' response which observed during the teaching and learning process were just the same in the first cycle. They were: students' seriousness, student's enthusiasm and the last in students' participation through Read, Ask, Put in own word (RAP) Strategy. Each aspects consisted of some indicators. To observe the teaching and learning process, the researcher and the collaborator used the observation checklist.

The result of the observation and evaluation which were done in the second cycle showed an improvement of the students' response through interactive approach in the classroom. To see more detail, check the following table:

Table 4.4
Comparison of the Observation Between the First Cycle (C1) and the Second Cycle (C2)

No	Indicator	Percentage		Change
		C1	C2	
1.	The students pay attention on the researcher's explanation about narrative text and today's activity.	57%	68%	+11
2.	The students pay attention explanation about the step RAP strategy.	48%	62%	+14
3.	The students make some group.	68%	82%	+14

4.	The students get the narrative text and read the text.	65%	82%	+17
5.	The students' identification the narrative text.	65%	71%	+6
6.	The students practice pronunciation of some unfamiliar words.	48%	77%	+29
7.	The students read the text by changing some words with the synonyms that they have already got by using dictionary.	48%	82%	+34
8.	The students ask the researcher question about the way to identify the main idea and supporting details of each paragraph.	51%	60%	+9
9.	The students to find out the meaning and synonym of keywords using dictionary.	68%	74%	+6
10.	The students write down synonym words in the paper.	65%	77%	+12
11.	The students discuss with their group to identify the main idea and supporting details of each paragraph that using synonym of the words.	60%	80%	+20
12.	The students paraphrase the main idea and the supporting details of each paragraph by using the synonyms that they got before and discussing with their friends and the researcher.	68%	77%	+9
13.	The students presentation their result of paraphrasing.	54%	80%	+26
14.	The students make summary for the next meeting about narrative text.	57%	62%	+5
Total		822	1.034	212
Mean score		23.48%	29.54%	6.05

The table above showed that there were some improvements of students' responses during the learning process. It was a great result because most of the indicators for each aspect increased.

For the first aspect, all the indicators performed well. In the first indicators in this aspect, 57 % of students listen to the teacher' explanation and instruction. It means that the indicators increased 11 % because the score changed from 68 % in the first cycle to 57 % in the second cycle. The next was for the second indicator 48% of students pay attention explanation about the step RAP strategy. It increased 14% because the score changed from 48 % to 62 %. The third indicator, 68% increased to 82% of students make some group. The fourth indicator, 65% of students get the narrative text and read the text. The percentage increased 17%, because the score changed from 65 % to 82 %.

For the second aspect, all indicators increased. The five indicator increased from 65 % to 71% of The students' identification the narrative text. For the six indicator it showed improvement from 48 % to 77 %. The next for the seventh indicator, instead of 48 % in the first cycle, in the second cycle 82% of students read the text by changing some words with the synonyms that they have already got by using dictionary.

The last is for the third aspect, similar with the previous aspects, the same case happened this aspects. The eight indicator increased 9 % from 51% to 60%. The nine indicator increased 6 % from 68 % in the first cycle to 74% in the second cycle. While in the ten indicator, it showed a significant from 65 % to 77 %. The eleven of indicator, increased 60%to80%. The twelve of indicator increased 68% to 77%. The thirteen indicator increased from 54% to 80%. The former increased 5 % from 57 % to 62%.

f. Reading Achievement

Besides observing the teaching and learning process, the researcher also checked and analyzed the students' achievement tests in the second cycle.

Table 4.5
Frequency Distribution and Percentage the Students Learning Achievement of Second Cycle Test

Classification	Score interval	Frequency	Percentage(%)
The students that exceed the Standard Minimum Score (KKM).	≤ 70	19	54,28%
students that achieved the Standard Minimum Score (KKM).	$= 70$	16	45,71%
The students was not achieve the Standard Minimum Score (KKM)	≥ 70	–	–
Total		35	100%

Based on the data above, it was indicated that, there was a significant improvement of the students' achievement in comprehension. The data of the mean score showed that the students' learning achievement was exceed the Standard Minimum Score (KKM). There were 54,28 % of students got exceed the Standard Minimum Score (KKM) and 45,71 % achieved the Standard Minimum Score (KKM) and none students that achieved the Standard Minimum Score

(KKM). For more details information about the improvement of students' achievement in reading comprehension from the first cycle until the second cycle, see the following table:

Table 4.6
The Distribution of Score Frequency and Percentage after Teaching and Learning Process of Cycle I (C1) and Cycle 2 (C2)

Classification	Score interval	Frequency		Percentage (%)	
		C1	C2	C1	C2
The students that exceed the Standard Minimum Score (KKM).	≤ 70	8	19	22,85%	54,28%
students that achieved the Standard Minimum Score (KKM).	$= 70$	4	16	11,42%	45,71%
The students was not achieve the Standard Minimum Score (KKM)	≥ 70	23	–	65,71%	–

The table above showed that there were a significant improvement of the students' achievement in reading comprehension test from the first cycle until the second cycle. The data showed that there were 54,28% got exceed the Standard Minimum Score (KKM) and 45,71% was achieved the Standard Minimum Score (KKM). In comparing with the first cycle 22,85% of students got exceed the Standard Minimum Score (KKM) and 11,42% achieved the Standard Minimum Score (KKM). Moreover, based on the data, in the first cycle most of students was

not achieve the Standard Minimum Score (KKM), there were 65,71% of students in that classification. Nevertheless, in the second cycle the percentage of students who did not achieve the Standard Minimum Score (KKM) was none of them.

Table 4.7
Indicator of Successful Student's Comprehension of the Second Cycle

Classification	Score interval	Frequency	Percentage
Successful	50-100	25	71,42%
Unsuccessfully	0-50	10	28,57%
Total		35	100%

Based on the successful indicator above, it could be concluded that the successful criteria in the second cycle had been achieved. There were 71.42 % of students had reached the successful criteria. It means that Read, Ask, Put (RAP) strategy improved the students reading comprehension since in the second cycle there were more than 70 % of students had reached the successful criteria. It has passed the criteria that had been determined by the researcher.

d. Reflecting

The students' score at the end of this research increased totally. It made really happy. In the first cycle only 19 (54,28%) students could reach the successful criteria of reading skill. In the second cycle the percentage of the student who had reached the criteria increased dramatically from 45,71% to 28,57% but the successful criteria that had been determined by the researcher were not achieved yet. The next continued the research into the second cycle. In this cycle there were

71.42 % students reached the successful criteria of reading skill. It has passed the criteria that had been determined was achieved.

Besides the increase of students' score in the second cycle, the students' responses through use of interactive approach method increased also.

B. Discussions

The aim of this thesis was to find out whether or not Read, Ask, Put (RAP) Strategy led the students reading skill in the last cycle. To prove it, the researcher used reading test which consisted of 10 questions multiple choice as the instrument in worksheet.

In this research, it found that the students' comprehension improved after taught through Read, Ask, Put (RAP) Strategy. It is indicated by the result of the first cycle was 2050 with the mean score 58.57 and the second cycle was 2760 with the mean score 78.85. It means that Read, Ask, Put (RAP) Strategy is one of effective ways to improve the students' reading skill.

Considering the computation result above, it was clear that Read, Ask, Put (RAP) Strategy contributed to their reading skill enhancement. This finding was consisting with Hagaman & Reid (2008) this three-step strategy can improve the reading comprehension of students with and without disabilities and is extremely flexible. It can be used for elementary, middle, and high school students across many different content areas. Read, Ask, Put (RAP) Strategy method had also given positive effect to students' attitude. Almost all of the students in the each cycle were motivated by this strategy. It supports the explanation from Schumaker (1984) developed and evaluated the effectiveness of the paraphrasing strategy for

use expository or informational text. The RAP strategy requires students to engage in reading materials through questioning and paraphrasing to increase their comprehension of the material. First students read the paragraph and think about what it means while reading. Then they ask themselves to identify the main idea of the paragraph. Finally they put the main idea and supporting details into their own words. From the questioning and paraphrasing, students process information for better understanding of what they read.

The previous research by Dewi Bernike Tampubolon (2013) “The Effect of Read, Ask, Put (RAP) Strategy on Students Comprehension in Reading Narrative Text” had proven that RAP was good strategy to enhance students’ reading comprehension. The researcher concluded that the implementation of Read, Ask, Put (RAP) strategy in the teaching and learning process of reading comprehension is believed to be effective way to improve the students’ reading comprehension. The subject in this research was different from the previous where this research had been conducted at the second year students of MTsN Belopa, Kabupaten Luwu and types of research was CAR (Classroom Action Research). The materials that presented were a narrative text. It made the students feel curious to find an empty section of a work sheet provided by the teacher. Moreover, Read, Ask, Put (RAP) strategy could make good classroom atmosphere for students that could be increased the motivation of the students to improve learning achievement.

Based on the discussion above, it was concluded that Read, Ask, Put (RAP) strategy in teaching reading could improve the students’ reading skill. It

was proved with result of the research that students get the standard minimum scores (KKM) after giving a treatment than before giving the treatment.



CHAPTER V

CONCLUSION AND SUGGESTION

A. Conclusion

Relating to the research findings and discussion in the previous chapter, the conclusions are presented in the following statements:

The data was gained from test and observation within both first cycle and second cycle showed that the students' reading comprehension ability after being taught by Read, Ask, Put (RAP) strategy had significantly improved. Their reading comprehension became better in the end section of this research. It proved that students reading comprehension could be increased using Read, Ask, Put (RAP) strategy in enhancing the students' reading ability.

A number of problems faced by the students while learning process such as, they were difficult to find out mind idea, supporting detail, and also had poor vocabulary. As a matter of hope, the second cycle post-test indicated that their previous problems in reading comprehension decreased even did not recovered all perfectly. Read, Ask, Put (RAP) strategy was able to decrease the students' errors in doing reading comprehension and could also encourage the students' motivation and their feeling into the class. This Class Action Research proved that students' reading ability could be improved by using Read, Ask, Put (RAP) strategy.

B. Suggestions

As the result of the study Read, Ask, Put (RAP) strategy was effectived to improve the students' reading skill, it is suggested the following things:

1. For the teacher, it is suggested to creatively find some interesting strategy which can motivate students in learning and are effective to teach English.
2. To the English teacher, it is recommended that the teacher use various kinds of activities that challenge and motivate students in learning reading. The English teacher also should be aware of the students' needs and difficulties to apply a good solution. The RAP strategy can be chosen to improve the students' comprehension in reading and some aspects which will affect the comprehension.
3. For other researchers who conduct similar studies, they should conduct some studies to know further the application of the RAP strategy and its connection with students' reading comprehension.

BIBLIOGRAPHY

- Alfiah, *Improving Students' Reading Comprehension Through English Magazine*. Makassar. FBS State University. 2004.
- Alexander, P. A., & Jetton, T. L. *Learning from traditional and alternative texts: New conceptualizations for the information age*, 2003.
- Arikunto, Suharsimin. *Research Methods*. Jakarta: Rineka Cipta. 2006
- Arikunto, Suharsimi. dkk. *Penelitian tindakan kelas*. Jakarta. PT. Bumi Aksarah. 2008.
- Brown, A. L. Metacognition, executive control, self-regulation, and other more mysterious mechanisms. In F. E. Weinert & R. H. Kluwe (Eds.), *Metacognition, motivation, and understanding* (pp. 65-116). Hillsdale. New Jersey: Lawrence Erlbaum Associates. 1987.
- Burns, Anne. *Doing Action Research in English Language Teaching*. 270 Madison Ave, New York, NY 10016; Routledge. 2010.
- Cohen, L., Manion, L., & Morrison K. *Research Methods in Education (5th Edition)*. London: Routledge Falmer. 2000.
- Dahlia. *The Effect of using Read, Ask Question, and Put Into your own Words (RAP) Strategy toward Reading Comprehension of the Second Year Students at Senior High School YLPI Pekanbaru*. FBS State University of Sultan Syarif Kasim Riau. Thesis. 2014.
- Davies, B.N. Whitney, *Strategies for Reading*. London: Heinemann Educational Books. 1983.
- Depdikbud. *Petunjuk Pelaksanaan Proses Belajar Mengajar dan Petunjuk Pelaksanaan Penilaian*. Jakarta : Departemen Pendidikan dan Kebudayaan. 1985.
- ErniTriyanti. *Improving Reading Comprehension of SMAN 2 Takalar Through Interpretive Reading*. FBS State University of Makassar. Thesis. 2007.
- Fisk, C., and Hurst, B. Paraphrasing for Comprehension. *The Reading Teacher. Academic Research Library*. 57(2) pg.182. 2003.
- Gay, L. R. *Education research: Competences For Analysis and Aflication* (second edition). Columbus. Onion: Charles E Mevil Publishing Company. 1981.

- Gregson, D.J. Thewlin. *Comprehension and Research Skills*. England: Naro Publication Stafford. 1983.
- Hagaman, J. L., & Reid, R. (2008). *The effects of the paraphrasing strategy on the reading comprehension of middle school students at risk for failure in reading*. Remedial and Special Education, 29. 2008.
- Hamid, Waris. *Teaching Reading Comprehension and Extensive Reading*. Alauddin University Press. 2011.
- Harmer, Jeremy. *The Practice of English Language Teaching (New Edition)*. Longman London and New York. 1991.
- Harmer, Jeremy. *The Practice of English Language Teaching*. New York: Longman. 1995.
- Herdiana, Andi. *Improving Students' Reading Skill Through Interactive Approach at The First Grade of SMAN 1 Mare Bone*. FTK State University UIN Alauddin Makassar. Thesis 2016
- Miles, M. B. & Huberman, A. M. *Qualitative Data Analysis : A sourcebook of New Methods*. California; SAGE publication Inc. 1984
- Katims D & Harris S, *Improving the reading comprehension of middle school students in inclusive classrooms*. Journal of Adolescent & Adult Literacy Vol 41 Issue 2 pp116 -126. 1997.
- Lee, S.W., & Von Colln, T. *The effect of Instruction in The Paraphrasing Strategy on Reading fluency and Comprehension*. Retrieved from Educational Resources Information Center. 2003.
- Lunzer, E., And K. Garden. (eds), *The Effective Use of Reading*. London: Heineman. 1986.
- Mabrurroh. *Improving Reading Comprehension Through Comprehension Monitoring Strategy of The Seventh Grade Students of SMA Negeri 8 Makassar*. A Thesis of UNM. 2011
- Mufida Isna. *The Effectiveness of Using RAP (Read-Ask-Put) Strategy Toward the Students, Reading Comprehension At the First Grade of SMAN 1 Rejotangan*. FBS State University IAIN Tulungagung. Thesis. 2015.
- Nunan, David. *Research Method in Language Learning*. Cambridge: Cambridge University Press. 1992.

- Nuttal, Christine, *Teaching Reading Techniques in a Foreign Language*. London: Heinemann education Books. Organization, and practice. Massachusetts: Newbury House Publisher. Inc. 1982.
- Nuttal, C..*Teaching Reading Skills in a foreign Language*.Oxford: Macmillan Heineman. 2000.
- Mikulecky, B. S. & Jeffries, L. *More Reading Power*. Reading. Mass.: Addison-Wesley. 1996.
- Parker, R., Hasbrouk, J. E. and Denton C. How to tutor students with reading comprehension problems. *Preventing School Failure*. Volume 47(1) pg.38. 2002.
- Richards, Jack C., and Renandya, Willy A. *Methodology in Language Teaching*. New York: Cambridge University Press. (2002).
- Schumaker, J. B., Denton, P. H. & Deshler, D. D. *The paraphrasing strategy*. Lawrence, KA: University of Kansas. 1984.
- Steinberg, Danny D, *Psycholinguistics Language Mind and Words*. Longman: London and NewYork. 1982.
- Sudjana. *Metode Stastika*. Bandung. PT Gramedia. 1990.
- Tampubolon, Dewi Bernike. *The Effect of Read, Ask, and Pharapruse (RAP) Strategy on Students Comprehension in Reading Narative Text*. FBS Medan University. Thesis 2013.



APPENDICES

UNIVERSITAS ISLAM NEGERI
ALAUDDIN
M A K A S S A R

Appendix 1. Lesson Plan

PERANGKAT PEMBELAJARAN

RENCANA PELAKSANAAN PEMBELAJARAN (RPP)

PENDIDIKAN BUDAYA DAN KARAKTER BANGSA

MATA PEMBELAJARAN : BAHASA INGGRIS

SATUAN PENDIDIKAN : MTsN/ SMP

KELAS/ SEMESTER : VIII.5/ 1

NAMA : NUR TIALA

REG. NUMBER : 20400113067

MAJOR : ENGLISH EDUCATION DEPARTMENT

RENCANA PELAKSANAAN PEMBELAJARAN

Sekolah	:	MTsN Belopa
Mata Pelajaran	:	BAHASA INGGRIS
Alokasi waktu	:	6 x 40 menit
Kelas/ Semester	:	VIII/Ganjil
Pertemuan	:	1-3
Cycle	:	1

A. Kompetensi inti (KI)

1. Menghayati dan mengamalkan ajaran agama yang dianutnya.
2. Menghargai dan menghayati perilaku jujur, disiplin, tanggung jawab, peduli, (toleransi, gotong royong), santun, percaya diri, dalam berinteraksi secara efektif dengan lingkungan sosial dan alam dalam jangkauan pergaulan dan keberadaannya
3. Memahami pengetahuan(factual,konseptual, dan procedural) berdasarkan rasa ingin tahunya tentang ilmu pengetahuan, teknologi, seni, budaya terkait fenomena dan kejadian tampak mata.
4. Mencoba, mengolah, dan menyaji, dalam ranah konkret(menggunakan, mengurai, merangkai, memodifikasi, dan membuat) dan ranah abstrak(menulis, membaca, menghitung, menggambar, dan mengarang) sesuai dengan yang dipelajari di sekolah dan sumber lain yang sama dalam sudut pandang/teori.

B. KOMPETENSI DASAR DAN INDIKATOR PENCAPAIAN KOMPETENSI

KOMPETENSI DASAR	INDIKATOR KETERCAPAIAN KOMPETENSI
3.1 Memahami fungsi sosial, struktur teks, dan unsur kebahasaan dari teks naratif berbentuk fabel, sesuai dengan konteks penggunaannya.	3.3.1 Peserta didik mampu mengidentifikasi fungsi social dari naratif text dalam bentuk fable pendek dan sederhana 3.3.2 Peserta didik mampu mengidentifikasi unsur kebahasaan pada naratif teks dalam bentuk fables pendek dan sederhana. (reading) 3.3.3 Peserta didik mampu membaca naratif teks dalam bentuk fable pendek dan sederhana dari contoh tertulis

	yang telah diberikan. (Reading)
4.1 Menangkap makna teks naratif lisan dan tulis, berbentuk fabel pendek dan sederhana penggunaannya.dengan memperhatikan fungsi sosial, struktur teks, dan unsur kebahasaan yang benar dan sesuai konteks.	4.4.1 Peserta didik mampu mengidentifikasi generic structure dari naratif text dalam bentuk fable pendek dan sederhana. (Reading) 4.4.2 Peserta didik mampu mengidentifikasi unsur kebahasaan pada naratif teks dalam bentuk fables pendek dan sederhana. (reading) 4.4.3 Mengidentifikasi ide utama dari naratif. 4.4.4 Mengidentifikasi informasi spesifik dari teks 4.4.5 Mengetahui arti kata yang terdapat pada naratif text.

C. Narrative Text

Narrative text, short and simple fable

- **Social Function:**

Obtain entertainment, entertaining and high value ceremonies through stories with animal figures

- **Text structure**

Main ideas and detailed information

a) Introduce a character, place, time, story up (orientation).

b) Assessment of air situations and condition story.

c) Explaining the crisis that occurs to the main character (complication)

d) Present the end of the story, where the crisis ends (resolution) with happy or sad.

e) Common reasons or general comments (reorientation).

• Linguistic Elements

Some elements of language that characterizes the fable, among others,

- a) Verbs in Past Tense: Simple, Continuous, Perfect,
- b) There are many direct and indirect sentences (quoted and reported),
- c) Vocabulary containing the name of the animal and its place, time, and situation related to the character,
- e) The use of time-linked adverbs, as they were, then, after that, finally, finally, finally.
- g) Adverbs and prepositional phrases of timekeeping: a time ago, one day, in the morning, the next day, soon, etc.
- i) Single and plural nominal usage appropriately, with or without Deictic (a, the, my, etc.),
- k) Speech, word pressure, intonation,
- l) Spelling and punctuation,
- m) Handwriting.

• Narrative Text

- a) Meeting 1: Deer Rat teri Cucumber
- b) Meeting 2: A Fox and A Little Rabbit Story
- c) Meeting 3: Buggy Races

D. Media Learning

- Narrative text
- Worksheet
- White board
- Marker

E. Technique

Approach: Scientific Learning

Strategy: RAP (Read, Ask, Put) Paraphrasing Strategy

F. Teaching and Learning Process

Meeting 1

Activity	Description Activity	Time	Media
Opening	<ul style="list-style-type: none">• Teacher greets.• Learners read the prayer before starting the lesson.• Teacher checks the attendance of learners.• Teachers ask learners what they know about the narrative texts they have read.• Teachers explain the objectives and teaching methods (RAP) or basic competencies to be achieved.• The teacher conveys the material coverage and description of the activities to be undertaken in accordance with the RPP.• Teachers divide learners into groups.	15 minutes	
Prime Activities	<p>➤ Observing</p> <ul style="list-style-type: none">• (READ)• Teacher distributes narrative text to the	50 minutes	

	<ul style="list-style-type: none"> • Learners write a synonym on the provided paper that is useful to help learners in doing paraphrasing Worksheet ➤ Associating • (PARAPHRASE) • Learners discuss and paraphrase the main ideas as well as supporting facts from each paragraph using the synonyms they can get beforehand. ➤ Communicate • Learners present the results of paraphrases that some of them have been replaced using synonyms. 		
<p style="text-align: center;">Closing</p>	<ul style="list-style-type: none"> • Teacher asks learners to make a summary that has been learned at this meeting. • Teachers ask questions to learners to help them reflect on their learning activities. • Teachers remind learners to relearn the material today at home. • Teacher explains the planned future learning activities. 		

Meeting 2

Activity	Description Activity	Time	Media
Opening	<ul style="list-style-type: none"> • Teacher greets. • Learners read the prayer before starting the lesson. • Teacher asks about previous material. • Teacher checks the attendance of learners. • Teachers divide learners into groups. 	15 minutes	
Prime Activities	<p>➤ Observing (READ)</p> <ul style="list-style-type: none"> • Teacher distributes narrative text to learners entitled A fox and A Little Rabbit Story (Group Activity). • Teachers provide instruction to learners to read and determine what they want to know about (generic structure, social function, language feature, main idea, etc) • Teachers provide examples of how unfamiliar pronunciation of the word to learners is contained in the text narrative. • Teacher gives instruction to learners to find synonym of word from unfamiliar word 	50 minutes	Narrative text

	<p>contained in text narrative.</p> <p>➤ Asking</p> <p>(ASK)</p> <ul style="list-style-type: none"> • With the guidance of teachers, learners formulate questions about how to determine and write the main idea and supporting ideas with their own sentences. <p>➤ Collecting data</p> <p>(Collecting Information)</p> <ul style="list-style-type: none"> • With the help of teachers, learners look for the meaning and synonyms of the keywords as well as the difficult words they have. • Learners write synonyms on the provided paper that is useful to help learners in doing paraphrasing Worksheet. <p>➤ Asosiation</p> <p>(PARAPHRASE)</p> <ul style="list-style-type: none"> • Learners discuss and paraphrase the main ideas as well as supporting facts from each paragraph using the synonyms they can get before. <p>➤ Communicate</p> <ul style="list-style-type: none"> • Learners present their paraphrased results 		<p>Worksheet</p>
--	--	--	-------------------------

	by reading narrative texts that some of them have been substituted with synonyms.		
Closing	<ul style="list-style-type: none"> • The teacher asks the learners to make a summary already learned at this meeting. • Teachers ask questions to learners to help them reflect on their learning activities. • Teachers remind learners to relearn the material today at home. • Teacher explains the planned future learning activities. 		

Meeting 3

Aktivitas	Deskripsi kegiatan	Waktu	Media
Opening	<ul style="list-style-type: none"> • Teacher greets. • Learners read the prayer before starting the lesson. • Teacher checks the attendance of learners. • Teacher asks about previous material. • Teachers divide learners into groups. 	15 minutes	
Prime Activities	<p>➤ Observing</p> <ul style="list-style-type: none"> • (READ) • Teacher distributes narrative text to learners entitled Buggy Races. 	50 minutes	

	<ul style="list-style-type: none"> • Learners discuss and paraphrase the main ideas as well as supporting facts from each paragraph using the synonyms they can get beforehand. ➤ Communicate • Learners present their paraphrased results by reading narrative texts that some of them have been substituted with synonyms. 		
Closing	<ul style="list-style-type: none"> • The teacher asks the learners to make a summary already learned at this meeting. • Teachers ask questions to learners to help them reflect on their learning activities. • Teachers remind learners to relearn the material today at home. • Teacher explains the planned future learning activities. 		

G. Assessment, Remedial and Enrichment Learning.

1. Assessment technique

- Attitude: Observation
- Knowledge: Group Duties
- Skills: Practice

No	Indicator	Question	Technique/Form of Assessment
3.3.1	Learners are able to identify the social function of narrative text in the form of short and simple fable.	<p>Read the text!</p> <ol style="list-style-type: none"> 1. What is the mind idea of the first paragraph? 2. What is the supporting detail? 	Write Test/Esei
3.2.2	Identification mind idea of narrative text	<p>Read the text!</p> <ol style="list-style-type: none"> 1. What is the mind idea of the first paragraph? 2. What is the supporting detail? 3. Paraphrase mind idea with supporting detail? 	<i>Multiple Choice</i>

1. Rubrik Penilaian

a) Rubrik Penilaian Pengetahuan:

ASPEK	KRITERIA	SKOR	Jumlah Soal	Skor Perolehan
Isi	Sangat sesuai	3	...	
	Sesuai	2		
	Kurang sesuai	1		

Struktur teks	Benar dan Tepat	3	...	
	Benar tapi kurang tepat	2		
	Kurang tepat	1		
Unsur kebahasaan	Sangat tepat	3	...	
	Tepat	2		
	Kurang tepat	1		
Total skor				

Keterangan:

Nilai Akhir = Nilai perolehan : Total Skor x 100

c.) Rubrik Penilaian Keterampilan (Praktik/Kinerja/Project)

KRITERIA	Deskripsi	Rentang Skor	Skor Perolehan
Mendeskripsikan secara lisan	Lancar mencapai fungsi sosial, struktur lengkap dan unsur kebahasaan sesuai	(89 – 100)	...
	Lancar dan kosa kata dan kalimat berkembang, serta ada transisi	(76-88)	...
	Sesekali melihat teks, kosa kata terbatas tapi lancar	(61-75)	...
	Membaca script, kosa kata terbatas, dan tidak lancar	(0-60)	...
	JUMLAH		...
Menulis Teks	Fungsi sosial tercapai, struktur dan unsur kebahasaan tepat	(89 – 100)	...
	Fungsi sosial tercapai, struktur tepat dan unsur kebahasaan kurang tepat	(76-88)	...

Fungsi sosial tercapai, struktur dan unsur kebahasaan kurang tepat	(61-75)	...
Fungsi sosial, Penggunaan kata, kalimat, dan struktur tidak sesuai	(0-60)	...
JUMLAH		...

H. Media / tools, Materials, and Learning Resources.

Media / Tools : Narative Text.

Material : Narative Text.

Learning Resources: <http://indonesianfolktales.wikipedia.com>

Mengetahui:

Belopa, 26 July 2017


Teacher

Observer

Anwar S.Pd

Nur Tiala

NIM:20400113067



RENCANA PELAKSANAAN PEMBELAJARAN

Sekolah : MTsN Belopa
Mata Pelajaran : BAHASA INGGRIS
Alokasi waktu : 6 x 40 menit
Kelas/ Semester : VIII/Ganjil
Pertemuan : 4-6
Cycle : 2

A. Kompetensi inti (KI)

1. Menghayati dan mengamalkan ajaran agama yang dianutnya.
2. Menghargai dan menghayati perilaku jujur, disiplin, tanggung jawab, peduli, (toleransi, gotong royong), santun, percaya diri, dalam berinteraksi secara efektif dengan lingkungan sosial dan alam dalam jangkauan pergaulan dan keberadaannya
3. Memahami pengetahuan (factual, konseptual, dan procedural) berdasarkan rasa ingintahunya tentang ilmu pengetahuan, teknologi, seni, budaya terkait fenomena dan kejadian tampak mata.
4. Mencoba, mengolah, dan menyaji, dalam ranah konkret (menggunakan, mengurai, merangkai, memodifikasi, dan membuat) dan ranah abstrak (menulis, membaca, menghitung, menggambar, dan mengarang) sesuai dengan yang dipelajari di sekolah dan sumber lain yang sama dalam sudut pandang/teori

B. KOMPETENSI DASAR DAN INDIKATOR PENCAPAIAN KOMPETENSI

KOMPETENSI DASAR	INDIKATOR KETERCAPAIAN KOMPETENSI
3.1 Memahami fungsi sosial, struktur teks, dan unsur kebahasaan dari teks naratif berbentuk fabel, sesuai dengan konteks	3.3.1 Peserta didik mampu mengidentifikasi fungsi social dari naratif text dalam bentuk fable pendek dan sederhana 3.3.2 Peserta didik mampu mengidentifikasi unsur kebahasaan pada naratif teks dalam bentuk fables pendek dan sederhana. (reading)

penggunaannya.	3.3.3 Peserta didik mampu membaca naratif teks dalam bentuk fable pendek dan sederhana dari contoh tertulis yang telah diberikan. (Reading)
4.1 Menangkap makna teks naratif lisan dan tulis, berbentuk fabel pendek dan sederhana penggunaannya.dengan memperhatikan fungsi sosial, struktur teks, dan unsur kebahasaan yang benar dan sesuai konteks.	4.4.1 Peserta didik mampu mengidentifikasi generic structure dari naratif text dalam bentuk fable pendek dan sederhana. (Reading) 4.4.2 Peserta didik mampu mengidentifikasi unsur kebahasaan pada naratif teks dalam bentuk fables pendek dan sederhana. (reading) 4.4.3 Mengidentifikasi ide utama dari naratif. 4.4.4 Mengidentifikasi informasi spesifik dari teks 4.4.5 Mengetahui arti kata yang terdapat pada naratif text.

C. Learning Materials

- **Narrative Text**

Narrative text, short and simple fable

- **Social Function:**

Gain entertainment, entertain and teach noble values through stories with animal figures.

- **Text structure**

Main ideas and detailed information

- Introducing the character, place, time, occurrence of the story (orientation).
- Provide assessment (evaluation) about the situation and conditions of occurrence story.
- Explaining the crisis that occurs to the main character (complication)

- d) Present the end of the story, where the crisis ends (resolution) with happy or sad.
- e) Provide general or reorientation reasons, or optional.

• Linguistic Elements

Some elements of language that characterizes the fable, among others,

- a) Verbs in Past Tense: Simple, Continuous, Perfect,
- b) There are many direct and quoted and reported sentences,
- c) Vocabulary includes the name of the animal and its place, time, and situation related to the character,
- d) The use of time-linked adverbs, such as first, then, after that, before, at last, finally.
- e) Adverbial and prepositional phrases of the timer: a long time ago, one day, in the morning, the next day, immediately, etc.
- f) Proper use of singular and plural nominal, with or without Deictic (a, the, my, etc.),
- g) Speech, word pressure, intonation,
- h) Spelling and punctuation,
- i) Handwriting.

• Narrative Text

- a) Meeting 4: A Greedy Dog Story
- b) Meeting 5: The Fly and the Bull
- c) Meeting 6: A bear and Lion

D. Media Learning

- Narrative text
- Worksheet

• White board

• Marker

E. Technique

Approach: Scientific Learning

Strategy: RAP (Read, Ask, Put) Paraphrasing Strategy

F. Teaching Learning Procces

Meeting 4

Activity	Description Activity	Time	Media
Opening	<ul style="list-style-type: none">• Teacher greets.• Learners read the prayer before starting the lesson.• Teacher checks the attendance of learners.• Teachers ask learners what they know about the narrative texts they have read.• Teachers explain the objectives and teaching methods (RAP Pharaphraing strategy) or basic competencies to be achieved.• The teacher conveys the material coverage and description of the activities to be undertaken in accordance with the RPP.• Teachers divide learners into groups	15 minutes	

<p>Prime Activities</p>	<p>➤ Observing</p> <p>(READ)</p> <ul style="list-style-type: none"> • Teacher distributes narrative text to learners entitled A Greedy Dog Story (Group Activity). • Teachers provide instruction to learners to read and determine what they want to know about (generic structure, social function, language feature, main idea, etc) • Teachers provide examples of how unfamiliar pronunciation of the word to learners is contained in the text narrative. • Teacher gives instruction to learners to search synonym word from list word contained in text narative. <p>➤ Questioning</p> <p>(ASK)</p> <ul style="list-style-type: none"> • With the guidance of teachers, learners formulate questions about how to determine and write the main idea and supporting ideas with their own sentences. 	<p>50 minutes</p>	<p>Narrative text</p>
-------------------------	---	-----------------------	----------------------------------

	<p>➤ Collect data</p> <p>(Collecting Information)</p> <ul style="list-style-type: none"> • With the help of teachers, learners look for the meaning and synonyms of the keywords as well as the difficult words they have. • Learners write a synonym on the provided paper that is useful to help learners in doing paraphrasing Worksheet <p>➤ Associating</p> <p>(PARAPHRASE)</p> <ul style="list-style-type: none"> • Learners discuss and paraphrase the main ideas as well as supporting facts from each paragraph using the synonyms they can get before. <p>➤ Communicate</p> <ul style="list-style-type: none"> • Learners present the results of paraphrases that some of them have been replaced using synonyms. 		Worksheet
Closing	<ul style="list-style-type: none"> • Teacher asks learners to make a summary that has been learned at this meeting. • Teachers ask questions to learners to help them reflect on their learning activities. • Teachers remind learners to relearn the 		

	<p>material today at home.</p> <ul style="list-style-type: none"> • Teacher explains the planned future learning activities. 		
--	---	--	--

Meeting 5

Activity	Description Activity	Time	Media
Opening	<ul style="list-style-type: none"> • Teacher greets. • Learners read the prayer before starting the lesson. • Teacher checks the attendance of learners. • Teacher asks about previous material. • Teachers explain the objectives and teaching methods (RAP Paraphraing strategy) or basic competencies to be achieved. • The teacher conveys the material coverage and description of the activities to be undertaken in accordance with the RPP. • Teachers divide learners into groups 	15 minutes	
Prime Activities	<p>➤ Observing (READ)</p> <ul style="list-style-type: none"> • Teacher distributes narrative text to 	50 minutes	

	<ul style="list-style-type: none"> • Learners write synonyms on the provided paper that is useful to help learners in doing paraphrasing Worksheet ➤ Associating (PARAPHRASE) • Learners discuss and paraphrase the main ideas as well as supporting facts from each paragraph using the synonyms they can get beforehand. ➤ Communication • Learners present their paraphrased results by reading narrative texts that some of them have been substituted with synonyms. 		
Closing	<ul style="list-style-type: none"> • The teacher asks the learners to make a summary already learned at this meeting. • Teachers ask questions to learners to help them reflect on their learning activities. • Teachers remind learners to relearn the material today at home. • Teacher explains the planned future learning activities. 		

Meeting 6

Activity	Description Activity	Time	Media
Opening	<ul style="list-style-type: none"> • Teacher greets. • Learners read the prayer before starting the lesson. • Teacher checks the attendance of learners. • Teacher asks about previous material. • Teachers divide learners into groups. 	15 minutes	
Prime Activities	<p>➤ Observing (READ)</p> <ul style="list-style-type: none"> • Teacher distributes narrative text to the learner entitled The lion and bear. • Teachers provide instruction to learners to read and determine what they want to know about (generic structure, social function, language feature, main idea, etc) • Teachers provide examples of how unfamiliar pronunciation of the word to learners is contained in the text narrative. <p>➤ Questioning (ASK)</p> <ul style="list-style-type: none"> • With the guidance of teachers, learners 	50 minutes	Narrative text

	<p>formulate questions about how to determine and write the main idea and supporting ideas with their own sentences.</p> <p>➤ Collect data (Collecting Information)</p> <ul style="list-style-type: none"> • With the help of teachers, learners look for the meaning and synonyms of the keywords as well as the difficult words they have. • Learners write synonyms on the provided paper that is useful to help learners in doing paraphrasing Worksheet <p>➤ Associating</p> <ul style="list-style-type: none"> • (PARAPHRASE) • Learners discuss and paraphrase the main ideas as well as supporting facts from each paragraph using the synonyms they can get beforehand. <p>➤ Communicate</p> <ul style="list-style-type: none"> • Learners present their paraphrased results by reading narrative texts that some of them have been substituted with synonyms. 		Worksheet
Closing	<ul style="list-style-type: none"> • The teacher asks the learners to make a summary already learned at this meeting. 		

	<ul style="list-style-type: none"> • Teachers ask questions to learners to help them reflect on their learning activities. • Teachers remind learners to relearn the material today at home. • Teacher explains the planned future learning activities. 		
--	--	--	--

G. Assessment, Remedial and Enrichment Learning.

1. Assessment technique

- Attitude: Observation
- Knowledge: Group Duties
- Skills: Practice

No	Indikator	Soal	Tehnik/Bentuk Penilaian
3.3.1	Peserta didik mampu mengidentifikasi fungsi social dari naratif text dalam bentuk fable pendek dan sederhana	Read the text! 3. What is the mind idea of the first paragraph? 4. What is the supporting detail?	Tes Tulis/Esei
3.2.2	Mengidentifikasi ide utama dari naratif	Read the text! 4. What is the mind idea of the first paragraph? 5. What is the supporting	Pilihan Ganda

		detail? 6. Paraphrase mind idea with supporting detail?	
--	--	--	--

2. Rubrik Penilaian

b) Rubrik Penilaian Pengetahuan:

ASPEK	KRITERIA	SKOR	Jumlah Soal	Skor Perolehan
Isi	Sangat sesuai	3	...	
	Sesuai	2		
	Kurang sesuai	1		
Struktur teks	Benar dan Tepat	3	...	
	Benar tapi kurang tepat	2		
	Kurang tepat	1		
Unsur kebahasaan	Sangat tepat	3	...	
	Tepat	2		
	Kurang tepat	1		
Total skor				

Keterangan:

$$\text{Nilai Akhir} = \text{Nilai perolehan} : \text{Total Skor} \times 100$$

c) Rubrik Penilaian Keterampilan (Praktik/Kinerja/Project)

KRITERIA	Deskripsi	Rentang Skor	Skor Perolehan
Mendeskripsikan secara lisan	Lancar mencapai fungsi sosial, struktur lengkap dan unsur kebahasaan sesuai	(89 – 100)	...
	Lancar dan kosa kata dan kalimat berkembang, serta ada transisi	(76-88)	...
	Sesekali melihat teks, kosa kata terbatas tapi lancar	(61-75)	...
	Membaca script, kosa kata terbatas, dan tidak lancar	(0-60)	...
	JUMLAH		...
Menulis Teks	Fungsi sosial tercapai, struktur dan unsur kebahasaan tepat	(89 – 100)	...
	Fungsi sosial tercapai, struktur tepat dan unsur kebahasaan kurang tepat	(76-88)	...
	Fungsi sosial tercapai, struktur dan unsur kebahasaan kurang tepat	(61-75)	...
	Fungsi sosial, Penggunaan kata, kalimat, dan struktur tidak sesuai	(0-60)	...
	JUMLAH		...

H. Media / tools, Materials, and Learning Resources.

Media / Tools : Narrative Text.

Material : Narrative Text.

Learning Resources: <http://indonesianfolktales.wikia.com>

Mengetahui:
Teacher

Belopa, 26 July 2017
Observer

Anwar S.Pd

Nur Tiala

NIM:20400113067



UNIVERSITAS ISLAM NEGERI
ALAUDDIN
M A K A S S A R



UNIVERSITAS ISLAM NEGERI ALAUDDIN MAKASSAR

FAKULTAS TARBIYAH DAN KEGURUAN

Address: Kampus II Jl. St. Alauddin No.36 Samata Sungguminasa-
Gowa Telp.(0411) 424835 Fax. 424836

Name :

Absent number :

Class:

Choose the appropriate suggestion to complete the statement below !

Text 1

Buggy Races

Once upon a time there lived two best friends, the rabbit and the tortoise. They liked to race against each other, but the hare always won.

One day, the rabbit asked the tortoise to race down to the beach. The tortoise refused, he said that he will lose anyway. The rabbit replied in a kind voice that he felt sorry about it.

But the next day, the rabbit found a way to race the tortoise that would be fair and lots of fun too. He asked the tortoise to come with him. The tortoise was slowly plodding over the sand hill towards the beach. Now the two friends can race against each other all day and something tells me that the tortoise might win this time.

(Adapted from English in Focus)

1. What is the main idea of the first paragraph?
 - A. Once upon a time there lived two bestfriend
 - B. The rabbit and tortoise is have relationship bestfriend
 - C. The rabbit hate tortoise
 - D. The tortoise enemy of rabbit
2. What is the main idea of the second paragraph?
 - A. The hare asked the tortoise to race down to the beach.
 - B. The tortoise refused the hare idea.
 - C. The tortoise loosed the race.
 - D. The hare felt sorry to the tortoise.

3. What is the supporting detail of the second paragraph?
 - A. One day, the rabbit asked the tortoise to race down to the beach
 - B. The tortoise refused
 - C. he said that he will lose anyway
 - D. The tortoise refused, he said that he will lose anyway
4. What is the main idea of the third paragraph?
 - A. the rabbit found a way to race the tortoise
 - B. Now the two friends can race against each other all day and something tells me that the tortoise might win this time.
 - C. He asked the tortoise to come with him
 - D. the rabbit found a way to race the tortoise that would be fair and lots of fun too
5. " They liked to race against each other," The underlined word refers to ...
 - A. the rabbit and the tortoise
 - B. the rabbit
 - C. the snakes
 - D. the tortoise
6. What did rabbit feel when the tortoise refused to race down to the beach?
 - A. He regretted asking him.
 - B. He felt disappointed.
 - C. He was very angry.
 - D. He felt sorry to him.
8. How the writer thought about the end of the story?
 - A. The hare might win the race
 - B. The tortoise might lose the race
 - C. The tortoise might win the race.
 - D. The tortoise and the hare, both will win the race.
9. What the best paraphrase of paragraph?
 - A. The rabbit and the tortoise liked to race against each other, but the tortoise hare always won.
 - B. Once upon a time there lived two best friends, the rabbit and the tortoise. They liked to race against each other, but the hare always won.
 - C. the tortoise and rabbit have relationship as best friend and they are like race against but the tortoise hare always won so the rabbit provide motivation for the the tortoise to win.
 - D. They liked to race against each other, but the hare always won.
10. The word "plodding" (line 6) means ...
 - A. move really fast
 - B. move slowly
 - C. go down
 - D. move hurried



UNIVERSITAS ISLAM NEGERI ALAUDDIN MAKASSAR

FAKULTAS TARBIYAH DAN KEGURUAN

Address: Kampus II Jl. St. Alauddin No.36 Samata Sungguminasa-
Gowa Telp.(0411) 424835 Fax. 424836

Name :

Absent number :

Class:

Choose the appropriate suggestion to complete the statement below !

Text 2

The Lion and The Bear

On a summer day, when the hot weather made the animals thirsty, a lion and a bear came at the same time to a river to drink. They argued which one of them should drink first. Soon, they were fighting. When they stopped for a moment, they saw some eagles. Those eagles were watching in the distance. They waited for the one who would die first. Finally, the lion and the bear stopped fighting. The Lion said, "It is better for us to be friends." (*Adapted from Scaffolding*)

1. What is the mind idea of the first paragraph?
 - A. A lion and a bear came at the same time to a river to drink
 - B. The Lion said, "It is better for us to be friends.
 - C. A bear want to drink in the river
 - D. A lion and bear were fighting

2. What is the supporting detail of the paragraph?
 - A. The lion and the bear stopped fighting
 - B. A lion and a bear came at the same time to a river to drink
 - C. They argued which one of them should drink first
 - D. Those eagles were watching in the distance

3. What is the best paraphrase of the paragraph?
 - A. A lion and bear were best friend after they were argued and fighting about drink in the river.
 - B. A bear hated lion because he wants to drink in the river without disturbance.

- C. The lion and the bear stopped fighting
D. Lion and bear were fighting over who is more entitled to drink in the river but some eagles watching from distance so they are stopped fighting and became bestfriend.
4. "They waited for the one who would die first." The underlined word refers to....
A. the lion
B. those eagles
C. those bear
D. the others bear
5. The resolution of the story is when
A. a lion asked the bear to be friends
B. a lion and a bear came to a river together to drink
C. the hot weather made the animals thirsty
D. the lion and the bear stopped fighting
6. What did the bear and the lion do when they saw some eagles were watching them fought?
A. They continued the fighting.
B. They attacked the eagles.
C. They ran from the eagles.
D. They ended the fighting.
7. ", they saw some eagles." The word "**they**" refers to...
A. The lion and the bear
B. The eagles
C. The bear
D. The lion
8. When and where did the story happen?
A. On a winter day, at a branch of tree
B. On a summer day, at the edge of the river
C. On a hot day, at the waterfall
D. On a cold day, at the eagles' nest.
9. "They argued which one of them should drink first." The underline word means, EXCEPT....
A. debate
B. dispute
C. agree
D. quarrel
10. The word "*thirsty*" (line 1) means....
A. dehydrated
B. satisfied
C. hungry
D. drink

Appendix III

DOCUMENTATION



MTsN Belopa



The students makes some groups



Every group get a narrative text



The students pay attention the step of RAP



The students discuss with their group



The students presented of result discussion



Reading test



The student write answer on the white board



The researcher correction the answer of reading test



Last meeting have done



VIII5 at MTsN Belopa



UNIVERSITAS ISLAM NEGERI
ALAUDDIN
M A K A S S A R

Appendix IV

OBSERVATION CHECKLIST OF THE FIRST CYCLE (FIRST MEETING)

No	Student's Code	INDICATOR OBSERVED													
		1	2	3	4	5	6	7	8	9	10	11	12	13	14
1.	C1	√	√	√	√	√	√		√	√	√		√		√
2.	C2			√	√		√			√	√				√
3.	C3	√	√		√	√	√			√	√	√	√		
4.	C4		√	√	√			√			√				√
5.	C5	√	√	√	√	√	√	√		√		√	√	√	√
6.	C6			√	√			√		√					√
7.	C7	√	√	√	√	√		√	√	√	√	√	√		√
8.	C8			√	√						√				√
9.	C9		√	√	√		√			√					√
10.	C10	√	√	√	√	√	√	√			√	√	√	√	√
11.	C11			√	√	√		√	√			√	√	√	√
12.	C12			√	√						√			√	√
13.	C13	√	√	√	√	√	√	√		√		√	√		√
14.	C14			√	√	√					√				√
15.	C15	√		√	√	√		√	√			√	√	√	√
16.	C16			√	√	√	√							√	
17.	C17			√	√	√	√					√	√	√	√
18.	C18			√	√	√				√		√	√		√
19.	C19	√		√	√	√					√	√	√	√	√
20.	C20	√	√	√		√	√	√	√	√	√	√	√		√

21.	C21	√	√	√	√	√	√	√		√	√		√	√	√
22.	C22	√		√	√	√	√	√	√	√	√	√	√	√	√
23.	C23	√	√	√	√	√			√	√	√	√	√	√	√
24.	C24	√	√	√	√	√	√	√		√	√		√	√	√
25.	C25	√		√	√				√	√			√	√	
26.	C26	√	√	√	√	√		√	√	√	√	√	√	√	√
27.	C27	√	√	√	√	√		√	√	√	√	√	√		√
28.	C28			√	√				√	√		√			√
29.	C29	√	√	√	√	√		√	√	√	√	√	√	√	√
30.	C30			√	√	√		√	√	√	√	√	√	√	√
31.	C31	√	√	√	√	√		√	√	√	√	√	√		√
32.	C32	√	√	√	√	√		√	√	√	√	√	√	√	
33.	C33	√	√	√	√	√	√	√	√	√	√	√	√	√	√
34.	C34			√	√		√			√				√	
35.	C35			√	√				√	√				√	
Total		20	17	35	34	23	17	17	18	24	23	21	24	19	20
Percentage		57	48	100	97	65	48	48	51	68	65	60	68	54	57

OBSERVATION CHECKLIST OF THE FIRST CYCLE (SECOND MEETING)

No	Student's Code	INDICATOR OBSERVED													
		1	2	3	4	5	6	7	8	9	10	11	12	13	14
1.	C1	√	√	√	√	√	√		√	√	√		√		√
2.	C2			√	√		√			√	√				√
3.	C3	√	√		√	√	√			√	√	√	√		
4.	C4		√	√	√			√			√				√
5.	C5	√	√	√	√	√	√	√		√		√	√	√	√
6.	C6			√	√			√		√					√
7.	C7	√	√	√	√	√		√	√	√	√	√	√		√
8.	C8			√	√					√					√
9.	C9		√	√	√		√			√					√
10.	C10	√	√	√	√	√	√	√		√	√	√	√	√	√
11.	C11			√	√	√		√	√			√	√	√	√
12.	C12			√	√					√				√	√
13.	C13	√	√	√	√	√	√	√		√	√	√	√		√
14.	C14			√	√	√				√					√
15.	C15	√		√	√	√		√	√			√	√	√	√
16.	C16			√	√		√							√	
17.	C17			√	√	√	√		√			√	√	√	√
18.	C18			√	√	√				√		√	√		√
19.	C19	√		√	√	√				√	√	√	√	√	√
20.	C20	√	√	√		√	√	√	√	√	√	√	√		√
21.	C21	√	√	√	√	√	√	√		√	√		√	√	√

22.	C22	√			√	√	√	√	√	√	√	√	√	√	√
23.	C23	√	√	√	√	√			√	√	√	√	√	√	√
24.	C24	√	√		√	√	√	√		√	√		√	√	√
25.	C25	√		√	√				√	√		√	√	√	
26.	C26	√	√		√	√		√	√	√	√	√	√	√	√
27.	C27	√	√	√	√	√	√	√	√	√	√	√	√	√	√
28.	C28				√				√	√		√			√
29.	C29	√	√	√	√	√			√	√	√	√	√	√	√
30.	C30			√	√	√			√	√	√	√	√	√	√
31.	C31	√	√		√	√		√	√	√	√	√	√		√
32.	C32	√	√	√	√	√		√	√	√	√	√	√	√	
33.	C33	√	√		√	√	√	√	√	√	√	√	√	√	√
34.	C34		√	√	√	√	√			√				√	
35.	C35	√		√	√				√	√			√	√	√
Total		21	19	30	30	24	19	17	19	25	23	22	25	19	21
Percentage		60	54	85	85	68	54	48	54	71	65	62	71	54	60



ALAUDDIN
 M A K A S S A R

OBSERVATION CHECKLIST OF THE FIRST CYCLE (THIRD MEETING)

No	Student's Code	INDICATOR OBSERVED													
		1	2	3	4	5	6	7	8	9	10	11	12	13	14
1.	C1	√	√	√	√	√	√		√	√	√		√		√
2.	C2			√	√		√			√	√				√
3.	C3	√	√		√	√	√			√	√	√	√		
4.	C4		√	√	√			√			√				√
5.	C5	√	√	√	√	√	√	√		√		√	√	√	√
6.	C6			√	√			√		√					√
7.	C7	√	√	√	√	√		√	√	√	√	√	√		√
8.	C8			√	√					√		√			√
9.	C9		√	√	√		√			√					√
10.	C10	√	√	√	√	√	√	√		√	√	√	√	√	√
11.	C11			√	√	√		√	√			√	√	√	√
12.	C12			√	√					√				√	√
13.	C13	√	√	√	√	√	√	√		√	√	√	√		√
14.	C14			√	√	√				√					√
15.	C15	√		√	√	√		√	√	√		√	√	√	√
16.	C16			√	√		√							√	
17.	C17	√		√	√	√	√		√			√	√	√	√
18.	C18			√	√	√				√		√	√		√
19.	C19	√		√	√	√				√	√	√	√	√	√
20.	C20	√	√	√		√	√	√	√	√	√	√	√		√
21.	C21	√	√	√	√	√	√	√		√	√		√	√	√

22.	C22	√		√		√	√	√	√	√	√	√	√	√	√
23.	C23	√	√	√	√	√			√	√	√	√	√	√	√
24.	C24	√	√			√	√	√	√	√	√		√	√	√
25.	C25	√		√			√		√	√		√	√	√	
26.	C26	√	√	√	√	√		√	√	√	√	√	√	√	√
27.	C27	√	√		√	√	√	√	√	√	√	√	√	√	√
28.	C28		√	√	√	√			√	√		√		√	√
29.	C29	√	√	√	√	√			√	√	√	√	√	√	√
30.	C30				√	√			√	√	√	√	√	√	√
31.	C31	√	√	√		√		√	√	√	√	√	√		√
32.	C32	√	√			√		√	√	√	√	√	√	√	√
33.	C33	√	√	√	√	√	√	√	√	√	√	√	√	√	√
34.	C34		√		√	√	√			√				√	
35.	C35	√		√	√			√	√	√	√	√	√	√	√
Total		22	20	30	30	25	20	18	20	26	24	23	26	20	22
Percentage		62	57	85	85	71	57	51	57	74	68	65	74	57	62

22.	C22	√		√	√	√	√		√	√		√	√	√	√
23.	C23	√	√	√		√	√	√	√	√	√		√	√	√
24.	C24	√	√	√	√	√					√	√	√	√	√
25.	C25			√	√	√	√	√			√		√	√	√
26.	C26	√	√			√	√	√			√	√	√	√	√
27.	C27			√	√	√	√		√	√		√	√	√	√
28.	C28	√	√	√	√	√	√	√			√		√		
29.	C29	√	√	√		√	√	√			√	√	√	√	
30.	C30		√	√	√	√	√	√			√	√		√	√
31.	C31	√	√			√	√	√				√		√	√
32.	C32	√	√	√	√	√	√	√			√	√		√	√
33.	C33		√			√	√	√			√	√	√		√
34.	C34	√		√	√	√	√				√	√		√	√
35.	C35		√	√		√	√	√			√	√	√	√	√
Total		17	19	28	26	25	24	23	21	24	23	23	22	25	20
Percentage		48	54	80	74	71	77	65	60	68	65	65	62	71	57



ALAUDDIN
 M A K A S S A R

OBSERVATION CHECKLIST OF THE SECOND CYCLE (THE FIVE MEETING)

No	Student's Code	INDICATOR OBSERVED													
		1	2	3	4	5	6	7	8	9	10	11	12	13	14
1.	C1		√	√	√	√		√		√	√	√	√	√	√
2.	C2			√		√		√	√	√					√
3.	C3	√		√	√	√	√								√
4.	C4		√	√	√	√	√		√	√	√	√	√	√	√
5.	C5	√	√		√	√	√	√		√	√	√	√	√	√
6.	C6			√				√	√	√		√		√	
7.	C7	√	√	√	√	√	√		√	√	√	√	√	√	√
8.	C8			√	√			√							
9.	C9	√	√		√	√		√		√	√	√	√	√	
10.	C10	√	√	√	√	√	√	√	√	√	√	√	√	√	√
11.	C11			√			√		√	√				√	√
12.	C12			√	√				√	√					
13.	C13		√	√	√		√								
14.	C14			√	√			√	√	√	√				
15.	C15				√			√	√		√	√	√	√	√
16.	C16			√	√				√	√		√			√
17.	C17			√	√		√		√		√	√	√	√	
18.	C18		√	√	√		√	√	√	√	√	√	√	√	
19.	C19	√	√	√	√	√	√	√	√	√	√	√		√	√
20.	C20	√	√		√	√	√	√	√	√	√	√		√	√

21.	C21		√	√	√	√	√	√	√	√	√	√	√	√	
22.	C22	√		√	√	√	√		√	√		√	√	√	√
23.	C23	√	√	√		√	√	√	√	√	√	√	√	√	√
24.	C24	√	√	√	√	√					√	√	√	√	√
25.	C25	√		√	√	√	√	√			√		√	√	√
26.	C26	√	√		√	√	√	√			√	√	√	√	√
27.	C27			√	√	√	√		√	√		√	√	√	√
28.	C28	√	√	√	√	√		√			√	√	√		
29.	C29	√	√	√		√	√	√			√	√	√	√	√
30.	C30	√	√	√	√	√					√	√		√	√
31.	C31	√	√	√	√	√	√	√			√	√		√	√
32.	C32	√	√	√	√	√	√	√	√	√	√		√	√	√
33.	C33	√	√	√	√	√	√	√			√	√	√		√
34.	C34	√	√	√	√	√	√	√			√	√	√	√	√
35.	C35	√	√	√		√	√	√	√	√	√	√	√	√	√
Total		20	22	30	29	27	24	25	20	24	24	25	24	25	21
Percentage		57	62	85	82	77	68	71	57	68	68	71	68	71	60

22.	C22	√	√	√	√	√	√	√	√	√	√	√	√	√	√
23.	C23	√	√	√	√	√	√	√	√	√	√	√	√	√	√
24.	C24	√	√	√	√	√	√	√			√	√	√	√	√
25.	C25	√	√	√	√	√	√	√			√	√	√	√	√
26.	C26	√	√	√	√	√	√	√			√	√	√	√	√
27.	C27	√	√	√	√	√	√	√	√	√	√	√	√	√	√
28.	C28	√	√	√	√	√	√	√			√	√	√	√	√
29.	C29	√	√	√	√	√	√	√			√	√	√	√	√
30.	C30	√	√	√	√	√	√	√			√	√	√	√	√
31.	C31	√	√	√	√	√	√	√			√	√	√	√	√
32.	C32	√	√	√	√	√	√	√			√	√	√	√	√
33.	C33	√	√	√	√	√	√	√			√	√	√	√	√
34.	C34	√	√	√	√	√	√	√			√	√	√	√	√
35.	C35	√	√	√	√	√	√	√			√	√	√	√	√
Total		24	22	35	35	25	27	29	21	26	27	28	27	28	22
Percentage		68	62	100	100	71	77	82	60	74	77	80	77	80	62



ALAUDDIN
 M A K A S S A R

Appendix V

A. The Mean Score of Cycle I, Cycle II, and Observation Checklist

a) The Mean Score of Cycle I

$$\bar{x} = \frac{\Sigma x}{N} = \frac{2050}{35} = 58,57\%$$

b) The Mean Score of Cycle II

$$\bar{x} = \frac{\Sigma x}{N} = \frac{2760}{35} = 78,85\%$$

c) Observation Checklist

$$\bar{x} = \frac{\Sigma x}{N} = \frac{822}{35} = 23,48\%$$

B. The Students' Percentage

1) Cycle I

Classification	Score interval	F	Percentage (%)
The students exceed	≤ 70	$\frac{8}{35} \times 100$	22,85%
Achieved	$= 70$	$\frac{4}{35} \times 100$	11,42%
Was not achieve	≥ 70	$\frac{23}{35} \times 100$	65,71%

2) Cycle II

Classification	Score interval	F	Percentage (%)
The students exceed	≤ 70	$\frac{19}{35} \times 100$	54,28%
Achieved	$= 70$	$\frac{16}{35} \times 100$	45,71%
Was not achieve	≥ 70	-	-

3) Indicator of Successful students' in the Cycle I

Classification	Score interval	F	Percentage (%)
Successful	50-100	$\frac{19}{35} \times 100$	54,28%
Unsuccessfully	0-50	$\frac{16}{35} \times 100$	45,71%

4) Indicator of Successful students' in the Cycle II

Classification	Score interval	F	Percentage (%)
Successful	50-100	$\frac{25}{35} \times 100$	71,42%
Unsuccessfully	0-50	$\frac{10}{35} \times 100$	28,57%

Appendix VI

STUDENTS SCORE CYCLE 1 AND CYCLE 2 IN READING NARRATIVE TEXT THROUGH READ, ASK, PUT (RAP) STRATEGY

No.	Students Code	Students Reading Comprehension	
		Test of cycle I	Test of cycle II
1.	C1	60	80
2.	C2	40	70
3.	C3	60	70
4.	C4	40	90
5.	C5	70	80
6.	C6	50	70
7.	C7	80	100
8.	C8	40	70
9.	C9	40	70
10.	C10	60	80
11.	C11	50	70
12.	C12	40	70
13.	C13	70	70
14.	C14	40	70
15.	C15	50	70
16.	C16	40	70
17.	C17	50	70
18.	C18	40	70
19.	C19	60	70

20.	C20	70	100
21.	C21	80	100
22.	C22	80	100
23.	C23	60	100
24.	C24	80	90
25.	C25	50	100
26.	C26	80	90
27.	C27	80	90
28.	C28	40	100
29.	C29	70	90
30.	C30	60	70
31.	C31	80	80
32.	C32	80	100
33.	C33	60	70
34.	C34	50	90
35.	C35	50	80
Total		2050	2760
Mean Score		58.57	78.85

No.	Students Code	Students Reading Comprehension	
		Test of cycle I	Test of cycle II
1.	C1	60	80
2.	C2	40	70
3.	C3	60	70
4.	C4	40	90
5.	C5	70	80
6.	C6	50	70
7.	C7	80	100
8.	C8	40	70
9.	C9	40	70
10.	C10	60	80
11.	C11	50	70
12.	C12	40	70
13.	C13	70	70
14.	C14	40	70
15.	C15	50	70
16.	C16	40	70
17.	C17	50	70
18.	C18	40	70
19.	C19	60	70
20.	C20	70	100
21.	C21	80	100

22.	C22	80	100
23.	C23	60	100
24.	C24	80	90
25.	C25	50	100
26.	C26	80	90
27.	C27	80	90
28.	C28	40	100
29.	C29	70	90
30.	C30	60	70
31.	C31	80	80
32.	C32	80	100
33.	C33	60	70
34.	C34	50	90
35.	C35	50	80
Total		2050	2760
Mean Score		58.57	78.85

UNIVERSITAS ISLAM NEGERI
ALAUDDIN
 M A K A S S A R

CURRICULUM VITAE



Nur Tiala, the writer, was born on July 6th, 1994 in Enrekang, South East Sulawesi. She is the second son of three siblings from Nasir and Mariani. She began her study in 2001 from elementary school at SDN 24 Kampung Tangnga. In 2007, she continued to Islamic junior high school at MTsN Belopa and graduated in 2010. She continued to senior high school at SMAN 1 Belopa in 2010. In the second year, she took science program and graduated in 2013. After she graduated from senior high school, she went to Alauddin State Islamic University (UIN) of Makassar and majored English Education in September 2013. During her study, she gained a lot of knowledge and experience about English especially for teaching.

UNIVERSITAS ISLAM NEGERI
ALAUDDIN
M A K A S S A R