

**THE IMPLEMENTATION OF SORTING AND SEQUENCING STRATEGY  
IN READING COMPREHENSION TOWARDS STUDENTS OF  
MTs. AS'ADIYAH NO. 43 BONTOTENNE**



**A Thesis  
Submitted in Partial of the Requirements for the Degree of  
Sarjana Pendidikan in English Education Department of  
Tarbiyah and Teaching Faculty of  
UIN Alauddin Makassar**

**By:  
MISBAHUDDIN  
Reg. Number: 20401110046**

**ENGLISH EDUCATION DEPARTMENT  
TARBIYAH AND TEACHING SCIENCE FACULTY  
ALAUDDIN STATE ISLAMIC UNIVERSITY  
MAKASSAR  
2017**

## PERNYATAAN KEASLIAN SKRIPSI

Mahasiswa yang bertanda tangan di bawah ini:

Nama : Misbahuddin  
NIM : 20401110046  
Tempat/Tgl. Lahir : Sengkang/ 19 April 1992  
Jur/Prodi/Konsentrasi : Pendidikan Bahasa Inggris  
Fakultas/Program : Tarbiyah dan Keguruan/S1  
Alamat : BTN Griya Asri Sakinah Paggentungang  
Judul : The Implementation of Sorting and Sequencing Strategy  
in Reading Comprehension towards Students of MTs.  
As'adiyah No. 43 Bontotenne.

Menyatakan dengan sesungguhnya dan penuh kesadaran bahwa skripsi ini benar adalah hasil karya sendiri. Jika di kemudian hari terbukti bahwa ia merupakan duplikat, tiruan, plagiat, atau dibuat oleh orang lain, sebagian atau seluruhnya, maka skripsi dan gelar yang diperoleh karenanya batal demi hukum.

Makassar, 10 Agustus 2017

Penyusun,

  
**Misbahuddin**  
**NIM. 20401110046**

## PERSETUJUAN PEMBIMBING

Pembimbing penulisan proposal skripsi Saudara **Misbahuddin**, NIM: **20401110046**, mahasiswa Jurusan Pendidikan Bahasa Inggris pada Fakultas Tarbiyah dan Keguruan UIN Alauddin Makassar, setelah meneliti dan mengoreksi secara seksama skripsi berjudul **The Implementation of Sorting and Sequencing Strategy in Reading Comprehension towards Students of MTs. As'adiyah No. 43 Bontotenne**, memandang bahwa skripsi tersebut telah memenuhi syarat-syarat ilmiah dan dapat disetujui untuk diajukan ke sidang munaqasyah.

Demikian persetujuan ini diberikan untuk diproses lebih lanjut.

Makassar, Agustus 2017

Pembimbing I

Pembimbing II



**Dr. H. Abd. Muis Said, M.Ed. TESOL.**

**NIP. 19561231 199003 1 024**



**Nur Aliyah Nur, S.Pd.I., M.Pd.**

**NUPN. 9920100172**

UNIVERSITAS ISLAM NEGERI  
**ALAUDDIN**  
M A K A S S A R

## PENGESAHAN SKRIPSI

Skripsi yang berjudul *“The Implementation of Sorting and Sequencing Strategy in Reading Comprehension towards Students of MTs. As’adiyah No. 43 Bontotenne”*, yang disusun oleh **Misbahuddin**, NIM: **20401110046** Mahasiswa Jurusan Pendidikan Bahasa Inggris pada Fakultas Tarbiyah dan Keguruan UIN Alauddin Makassar, telah diuji dan dipertahankan dalam sidang munaqasyah yang diselenggarakan pada hari **Rabu, 16 Agustus 2017** bertepatan dengan **25 Dzulkaidah 1438 H** dan dinyatakan dapat diterima sebagai salah satu syarat untuk mendapatkan gelar Sarjana Pendidikan (S.Pd.) pada Fakultas Tarbiyah dan Keguruan Program Studi Pendidikan Bahasa Inggris dengan beberapa perbaikan.

Samata, 16 Agustus 2017 M.  
25 Dzulkaidah 1438 H.

DEWAN PENGUJI  
(SK Dekan No. 1623 Tertanggal 15 Agustus 2017)

Ketua : Dr. Kamsinah, M. Pd. I.  
Sekretaris : Sitti Nurpahmi, S. Pd., M, Pd.  
Munaqisy I : Dr. H. Wahyuddin Naro, M. Hum.  
Munaqisy II : Muh. Rusydi Rasyid, S. Ag., M, Ag., M. Ed.  
Pembimbing : Dr. H. Abd. Muis Said, M. Ed. TESOL.  
Pembimbing II : Nur Aliyah Nur, S. Pd. I., M. Pd.

Handwritten signatures of the examiners and the Dean, corresponding to the names listed on the left. Each signature is written over a dotted line.

Disahkan oleh:  
Dekan Fakultas Tarbiyah dan Keguruan  
UIN Alauddin Makassar //

Dr. H. Muhammad Amri, Lc., M. Ag.  
NIP. 19730120200312 1 001

## ACKNOWLEDGEMENT

بِسْمِ اللَّهِ الرَّحْمَنِ الرَّحِيمِ

Alhamdulillah Rabbil Alamin, the researcher would like to express his deepest gratitude to the almighty Allah swt., the only provider, the most merciful who gives His guidance, inspiration, and good healthy for all time to conduct the writing of this thesis. Also, shalawat and salam are always delivered to our/the great Prophet Muhammad saw., who has brought us from the darkness to the lightness.

During the writing of the thesis, the researcher received much assistance from a lot of people, for their valuable guidance, correction, suggestion, advice and golden supports. Without them, the writing of this thesis would never been possibly completed. The researcher would like to express the greatest thanks and appreciation for the researcher's beloved parents, **Abd. Muin** and **ST. Hajirah** who always motivate, educate, support, and pray for the researcher's success. Therefore, the researcher would like to express the greatest thanks and appreciation for those people, they are:

1. **Prof. Dr. Musafir Pababari, M.Ag.** as the Rector of Alauddin State Islamic University of Makassar.
2. **Dr. H. Muhammad Amri, Lc., M.Ag.** as the Dean of Tarbiyah and Teaching Science Faculty of Alauddin State Islamic University of Makassar.
3. **Dr. Kamsinah, M.Pd.I,** and **Sitti Nurpahmi, S.Pd., M.Pd.** The Head and the Secretary of English Education Department of Tarbiyah and Teaching Science Faculty of Alauddin State Islamic University of Makassar.

4. **Dr. H. Abd. Muis Said, M.Ed. TESOL.**, as the first consultant and **Nur Aliyah Nur, S.Pd.I., M.Pd.** as the second consultant who had given the researcher guidance, correction and support since the preliminary stage of manuscript until the completing of this thesis writing.
5. The researcher families, **Pawellangi, H. M. Daud, S.Pd., M.Pd., Jusmawati, S.Ag., St. Hajar, S.Pd.I.**, who always motivate, educate, support, and pray for the researcher's success.
6. The researcher lecturer, **Nur Lely Basir, S.Pd., M.Ed.TESOL.**, who always motivates, educates, supports, guides researcher through finishing study.
7. **Andi Nur Sugiana, Amd.Keb.**, who never gives up to accompany, support, give pressure, and motivate researcher for finishing his study.
8. The researcher's classmates in English Education Department **PBI 3 and 4** (Academic Year 2010) **Luqman Zainuddin, Muh. Lutfi Alwi, Muh. Syahrir, Mursaha Johair, Nasrul Huda, Muh. Irfan, Justang, Mita Mustika Rahdiani, Nasmawati Nasir, Nur Hazmah Hamzah** and all friends who could not be mentioned here. Thank for your friendship and brotherhood.
9. The researcher's brothers and sisters in **New Generation Club (NGC)** especially registered in **2008, 2009, 2010, 2011, 2012, 2013**. Thanks for brotherhood and solidarity in studying English.
10. The researcher's brothers and sisters in **IKA MANAC, AiPi, FKMA, SoNoL, AVG, JJJ, G-zHEcK**, Thanks for brotherhood and solidarity for looking for knowledge for the future.

10. The researcher's brothers and sisters in **IKA MANAC, AiPi, FKMA, SoNoL, AVG, JJJ, G-zHEcK**, Thanks for brotherhood and solidarity for looking for knowledge for the future.
11. Headmaster of MTs. As'adiyah No. 43 Bontotenne **Masse, S.Ag.**, for giving pleasure to researcher in taking data in order to complete this thesis writing.
12. Students of MTs. As'adiyah No. 43 Bontotenne for giving chance to researcher for helping researcher completing data.

The researcher realizes that the writing of this thesis is far from perfect. Remaining errors are the researcher's own; therefore, constructive criticism and suggestions will be highly appreciated. May all our/the efforts are blessed by Allah swt. Amin.

Makassar, 25 July 2017

Researcher,



**Misbahuddin**  
**NIM. 20401110046**

UNIVERSITAS ISLAM  
**ALAUDDIN**  
M A K A S S A R

## TABLE OF CONTENTS

	<b>Page</b>
<b>TITLE PAGE</b> .....	i
<b>PERNYATAAN KEASLIAN SKRIPSI</b> .....	ii
<b>PERSETUJUAN PEMBIMBING</b> .....	iii
<b>PENGESAHAN SKRIPSI</b> .....	iv
<b>ACKNOWLEDGEMENT</b> .....	v
<b>TABLE OF CONTENTS</b> .....	viii
<b>LIST OF TABLES</b> .....	xi
<b>LIST OF FIGURES</b> .....	xii
<b>LIST OF APPENDICES</b> .....	xiii
<b>ABSTRACT</b> .....	xiv
<b>CHAPTER I. INTRODUCTION</b> .....	1
A. Background.....	1
B. Research Problems.....	3
C. Research Objectives.....	3
D. Research Significances .....	4
E. Research Scope.....	4
F. Operational Definition of Terms .....	5
<b>CHAPTER II. REVIEW OF RELATED LITERATURE</b> .....	6
A. Some Previous Related Research Findings .....	6
B. Some Pertinent Ideas .....	7
1. Basic Concept of Reading Comprehension.....	7
a. Definition of Reading Comprehension .....	7
b. Level of Comprehension.....	8
c. Factors that Influence Reading Comprehension .....	9
d. Reading Process .....	10



e.	Some Types of Reading.....	11
f.	Kinds of Reading Technique .....	12
g.	Reason for Reading.....	13
2.	Concept of Sorting and Sequencing.....	14
a.	Definition of Sorting and Sequencing .....	14
b.	Procedure of Sorting and Sequencing.....	14
C.	Theoretical Framework .....	15
D.	Hypothesis .....	16
<b>CHAPTER III. RESEARCH METHOD.....</b>		<b>18</b>
A.	Research Design .....	18
B.	Research Variables .....	19
C.	Population and Sample .....	20
1.	Population.....	20
2.	Sample.....	20
D.	Research Instrument .....	20
E.	Data Collection Procedure.....	21
F.	Data Analysis Technique.....	22
<b>CHAPTER IV. FINDING AND DISCUSSION .....</b>		<b>26</b>
A.	Findings .....	26
B.	Discussion.....	33
<b>CHAPTER V. CONCLUSION AND SUGGESTION .....</b>		<b>36</b>
A.	Conclusion.....	36
B.	Suggestion .....	37
<b>BIBLIOGRAPHIES.....</b>		<b>38</b>
<b>APPENDICES.....</b>		<b>41</b>

<b>RESEARCH LICENCES</b> .....	71
<b>CURRICULUM VITAE</b> .....	74



UNIVERSITAS ISLAM NEGERI  
**ALAUDDIN**  
M A K A S S A R

## LIST OF TABLES

Table	Page
1. Procedure Text Score Rubric .....	22
2. The distribution of frequency and percentage score of pre test in experimental group.....	27
3. The distribution of frequency and percentage of pre test in control group .....	27
4. The distribution of frequency and percentage of post test scores in experimental group .....	28
5. The distribution of frequency percentage of post test scores in control group.....	29
6. The mean score and standard deviation of experimental and control group in pre test .....	30
7. The mean score and standard deviation of experimental and control group in post test.....	30
8. The mean score and standard deviation of experimental and control group in gain score.....	31
9. Distribution the value of t-test and t-table in pre test.....	31
10. Distribution the value of t-test and t-table in post test .....	32
11. Distribution the value of t-test and t-table in gain score .....	32

## LIST OF FIGURES

Figure	Page
1. Theoretical Framework.....	16
2. Research Design .....	19
3. Hyphotesis Criteria.....	25



## LIST OF APPENDICES

Appendix		Page
A	The Row Score of the Students' Pre-test and Post-test in Experimental Group.....	41
B	The Row Score of the Students' Pre-test and Post-test in Control Group.....	42
C	The Mean Score of Experimental Group and Control Group.....	43
D	Standard Deviation of Experimental Group and Control Group ...	44
E	The Significance Different.....	47
F	The Distribution of t-table .....	50
G	Lesson Plan for Experimental Group.....	52
H	Lesson Plan for Control Group.....	58
I	Research Instrument .....	63
J	The Documentation.....	65



## ABSTRACT

**Name** : Misbahuddin  
**Reg. No.** : 20401110046  
**Department** : English Education  
**Faculty** : Tarbiyah and Teaching Faculty  
**Title** : **The Implementation of Sorting and Sequencing Strategy in Reading Comprehension towards Students of MTs. As'adiyah No. 43 Bontotenne**  
**Consultant I** : **Dr. H. Abd. Muis Said, M. Ed. TESOL.**  
**Consultant II** : **Nur Aliyah Nur, S.Pd.I., M.Pd.**

---

The objectives of this research are to find out whether the implementation of sorting and sequencing strategy is effective in reading comprehension and to find out the extent to which the implementation of sorting and sequencing strategy is effective in reading comprehension towards the second year students of MTs. As'adiyah No.43 Bontotenne. This research employed quasi-experimental design with non-equivalent control group design. There were two variables in this study, they are independent variable (sorting and sequencing strategy) and dependent variable (reading comprehension). The population of this research was the second year students of MTs As'adiyah No.43 Bontotenne which consisted of 37 students. The sample of the research consisted of 30 students which were taken by using purposive sampling, 15 students were taken as experimental group and 15 students as control group.

The instrument of this research was procedure text test used in pre-test and post-test. The result of the data indicated that there was a significant difference between students' post-test in experimental group and control group. Not only the mean score of post-test in experimental group was greater than the mean score of post-test in control group but also the standard deviation of post-test in experimental group was greater than the standard deviation of post-test in control group. From t-test, the researcher found that the value of post test t-test and gain score t-test were greater than t-table at the level of significance 0,05 with degree of freedom (df) =28.


Based on the findings and discussion of the research, the researcher drawn a conclusion that the implementation of sorting and sequencing strategy in reading comprehension was effective towards second year students of MTs. As'adiyah No. 43 Bontotenne. Therefore, the researcher suggested the implementation of sorting and sequencing strategy because it could make the students more active to participate in the learning materials of reading comprehension because sorting and sequencing strategy could make students fun and enjoy the learning materials

# CHAPTER I

## INTRODUCTION

### A. *Background*

Reading is one of English skills and one of the most important activities in any language. In general, the aim of teaching reading is to develop students' ability to read the material, get information, and understand about the text. The aim of teaching for the readers is to comprehend and to react to what is written (Brown, 1983). In this information era, science and technology development demands people to improve their knowledge. One way to improve their knowledge is through reading. Reading is an effective way to get information. So that, students need strong literacy skills to succeed in school and in life. Students who do not acquire these skills find themselves at a serious disadvantage in social settings, as civil participants, and in the working world. At least sixty percent of scientific books are written in English. Another knowledge resource, the internet, is more or less the same.

In holy Quran, reading is first command to Muslims. As Allah said in Surah Al-'Alaq verse one which is sound "  " that means "read! in thi Lord and Cheriser, Who created". From the verse above, we can conclude that reading is extremely important in our life.

*Wikipedia*, one of the most-used internet resources, still has many articles which are not written in Indonesian. According to the Wikipedia's statistical data (2016), there are forty six million articles written in English and only thirty hundred and forty nine thousands written in Indonesian. Besides that, for the bilingual

articles, the English version is better than the Indonesian's. The contents are not identical, that the English's is longer than the Indonesian's which means the information provided in English's is clearer. In conclusion, strong literacy skills are not only needed by students who will concern in English major, but are needed by all students included Indonesian students.

In Indonesia, there is basic education known as "9 years basic education", which is included English as one of National Examination subject in junior high school grade. English National Examination test is consisted of 70% Reading Comprehension test inside. Whereas, Student's English's National Examination grade is still lack. It was all observed by the researcher in MTs. As'adiyah No. 43 Bontotenne.

Based on that condition, the researcher believed that learning activity must refer to PAIKEM (Active, Innovative, Creative, Effective, and Fun Learning) concept. So, students could get better knowledge and grade, especially in National Examination.

Therefore in PAIKEM, there are several methods and strategy that can improve students' learning value especially in reading comprehension. One of them is sorting and sequencing strategy which could be used in improving students' reading comprehension. The researcher commits that sorting and sequencing will motivate students' to study well and make students happy and easy to understand reading comprehension.



Based on the explanation above, the researcher is going to do quasi-experimental research entitled “**The Implementation of Sorting and Sequencing Strategy in Reading Comprehension towards Students of MTs. As’adiyah No. 43 Bontotenne**”.

### ***B. Research Problems***

Based on the background that had been explained in previous page, the researcher formulated the problem as follows:

1. Is the implementation of sorting and sequencing strategy effective for the second year students of MTs. As’adiyah No. 43 Bontotenne in reading comprehension?
2. To what extent is the effectiveness of the implementation of sorting and sequencing strategy for the second year students of MTs. As’adiyah No. 43 Bontotenne in reading comprehension?

### ***C. Research Objectives***

Based on the research problem above, the research objectives were to:

1. Find out whether the implementation of sorting and sequencing strategy is effective for the second year students of MTs. As’adiyah No. 43 Bontotenne in reading comprehension.
2. Find out the extent to which the implementation of sorting and sequencing strategy is effective for the second year students of MTs. As’adiyah No. 43 Bontotenne in reading comprehension.



UNIVERSITAS ISLAM NEGERI  
**ALAUDDIN**  
M A K A S S A R

#### ***D. Research Significances***

##### *1. Theoretical Significance*

After this research, the researcher extremely expected that the readers will receive a lot of knowledge related to this research. For instance, they will know about sorting and sequencing strategy. In addition, they will develop their materials related to reading comprehension.

##### *2. Practical Significance*

###### *a. Students*

After this research, the researcher extremely expected that all of students will be able to understand reading comprehension well.

###### *b. Teachers*

This research was expected to help teachers to teach reading comprehension. In addition, the teachers can use this strategy as a basic reference to teach reading comprehension.

###### *c. Next researchers*

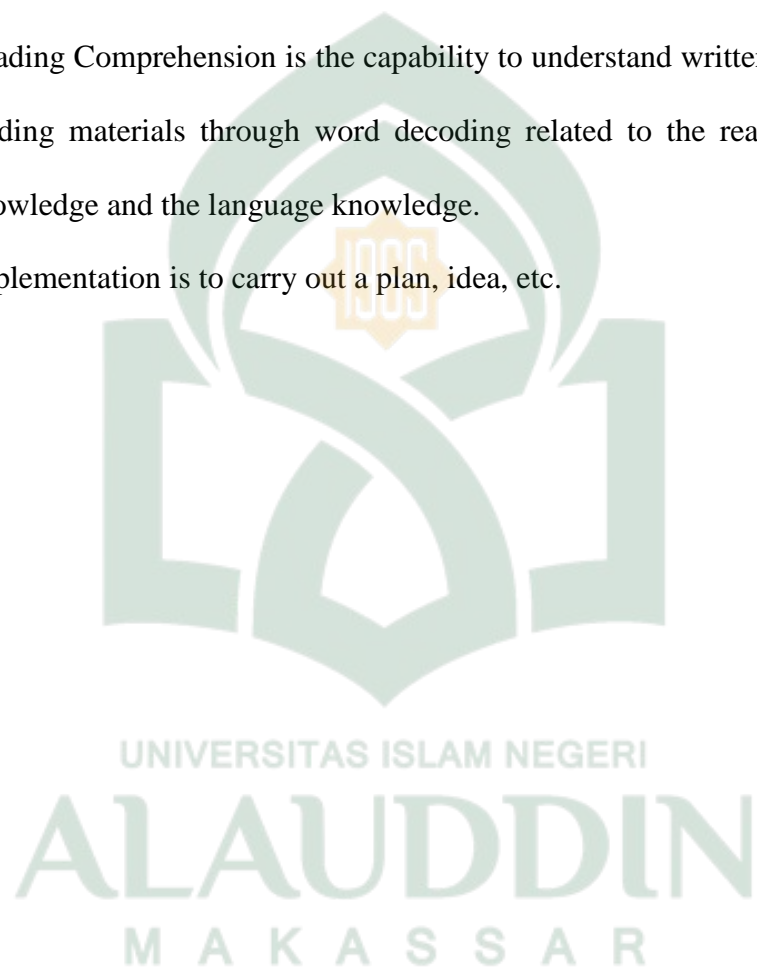
This research was expected to give meaningful information and to give motivation for the next researchers to create another research about teaching.

#### ***E. Research Scope***

This research was focused on the implementation of sorting and sequencing strategy in reading comprehension at the second year class of MTs. As'adiyah No. 43 Bontotenne. In addition, the research was focused on procedure text.

***F. Operational Definition of Terms***

1. Sorting is any process of arranging items according to a certain sequence or in different sets.
2. Sequencing is the process of putting story events in the order in which they occurred.
3. Reading Comprehension is the capability to understand written language or reading materials through word decoding related to the reader's general knowledge and the language knowledge.
4. Implementation is to carry out a plan, idea, etc.



## CHAPTER II

### REVIEW OF RELATED LITERATURE

This chapter, the researcher tried to present the review of several related literatures dealing with some related research findings and some pertinent ideas.

#### **A. *Some Previous Related Research Findings***

Many studies had been performed by researcher related to the use of strategies, approaches, methods, technique, or media in teaching English reading comprehension. Some of them as follows:

Rini (2012) pointed out in her thesis "*Improving the students' reading comprehension trough story mapping strategy*" that the use of story mapping strategy as one of the strategy in teaching was able and significant in improving the students' reading comprehension. And the students were more active to participation in learning reading by applying Story Mapping.

Yasin (2010) in her thesis about "*Improving the Students' Reading Comprehension through Listen-Read-Discuss (L-R-D) Strategy*" concluded that the use of LRD strategy in teaching reading comprehension was effective to improve the students' reading achievement.

Yasin (2010) in his thesis about *Improving The Students' Reading Comprehension Through Read, Examine, Decide, Write (REDW) Strategy* stated that the use of REDW strategy could improve the students' literal comprehension include the students' summarizing ability.

Nurhana (2007) in her thesis “*Factors Affecting Students Achievement In Reading Comprehension (A Study At The Third Years Students Of Smp Negeri I Bontoramba Kabupaten Jeneponto)*” reported that the students reading comprehension is affected by the students’ motivation in learning English and perception in reading, the students’ frequency to practice and do the English reading assignment, effort of the students outside the class room related to English reading and teachers performance and qualities.

To compare with the findings above, the researcher conducted a research to implement sorting and sequencing strategy in reading comprehension, which “sorting and sequencing” strategy is variety of story mapping strategy. The disparity is that the story mapping just explains time signal before reading section whereas sorting and sequencing explained time signal before the students sequence their partials text. The Sorting and sequencing also had procedure similar with LRD and REDW strategy, while sorting and sequencing also had Read and Discuss section.

## ***B. Some Pertinent Ideas***

### **1. Basic concept of Reading Comprehension**

#### **a. Definition of Reading Comprehension**

There are many definition of reading comprehension. A prevalent and current view is that comprehension is a special kind of reader’ comprehend by actively constructing meaning internally from interacting with the material that is read. (Alexander, 1977)

Successful comprehension involves the readers discovering the meaning to achieve particular purpose set for, or by, him. It may be finding particular piece of information, solving a problem through reading, working to understand an idea, or following a set of direction.

According to Smith and Johnson (1980) stated that reading comprehension means the understanding, evaluating utilizing of information and gained through the interaction between reader and author. Reading comprehension means understanding what has or have been read. Smith in Irawati (2006) explained that reading is a complex process in which the reader uses mental content to contain the meaning from written materials it means that the reader is supposed to recognize the meaning of printed words. It can be said that reading comprehension is the capability to understand or grasp it ideas of one passage. Reading comprehension refers to reading with comprehension.

b. Level of Comprehension.

When the reader had no clearly defined specific, purpose but is simply reading, he may be said to comprehend at one or more levels, the term “level” does not mean simply different degree of difficulties it refers to the attitude and reaction to what is read (Alexander, 1977).

1) Literal Comprehension

If the reader is getting only literal meaning, he is reading receptively and somewhat passively, he is reading receptively and a somewhat passively. He is trying to receive only words the author has to say. This level of comprehension

involves surface meaning. Being able to read for literal meaning stated ideas is influenced by one's mastery of vocabulary in context.

2) Interpretive or inferential comprehension.

Higher of level comprehension involves reading beyond or between the lines. The reader brings knowledge and experience to act of reading and draw inferences. Interpretive or referential comprehension includes thinking process such as drawing conclusion, making generalization out comes.

3) Critical or applied reading comprehension.

For literal comprehension, the reader needs only to understand exactly what is stated in receive the author literal message. For higher level of comprehension, the reader is involved in an interchange of ideas with the author and applies reading to life condition.

c. Factors that Influence Reading Comprehension

There were many factors that might affect comprehension of printed materials.

1) Prior Knowledge

Familiarity with concept of a reading material being read, both through experience of knowledge can make a reader easy to comprehend.

2) Vocabulary

One of the important factors influencing a readers' comprehension is the familiarity with the vocabulary, where the successful in associating between the printed words with their meaning and their referents depends on the



familiarity with the words. Successful reading comprehension is possible when most of the vocabularies in a reading selection are familiar to the readers.

### 3) Teacher Influence

The teacher may give retention of information contained in printed material and this help students cope successful with reading assignment.

There are some teacher's roles to the students:

- a) Encourage the students to apply what they have read
- b) Have them constantly evaluated the material that they have read
- c) Encourage the students to tell something about a book to other students
- d) Encourage students to think of their own ways or reporting on books or stories.

### d. Reading Process

Wiryodijoyo (1989) put forward some stages of reading process as follows:

#### 1) Perception

The perception here indicates the ability to read words as significant units.

#### 2) Comprehension

The comprehension refers to the ability to make the author's or writer's word conducive to useful through as read in context

#### 3) Reaction

The reaction is the action that requires consideration in connection with what has been said by the author or writer.

#### 4) Integration

The integration refers to the ability to comprehend or understand the concept towards the experiences background of the writer that can be useful as part of the reader's experience

#### e. Some types of reading

Nasr in Irawati (2006) classified into three types namely, oral reading, silent reading, and efficient reading.

##### 1) Oral reading

In oral reading, a reader vocalizes the printed words one by one. Thus a reader who does oral reading must have good pronunciation, oral reading is used when a reader is learning to combine words with meaning (Anderson, 1984). Oral reading can be divided into group reading and individual reading. Reading in group is done with a whole group altogether reading loudly usually by imitating the teacher. This type intends to check pronunciation and intonation of the students one by one.

##### 2) Silent reading

Silent reading does not mean that a teacher reads without sound. A reader may sound in response to words but there is no need to say out each word. A reader, in silent reading only says the words in his mind. Thus, the main aim in silent reading is to understand without any references to pronunciation, stress, or intonations.

### 3) Efficient reading

Efficient reading includes both intensive and extensive reading. Intensive reading refers to the work done by the students in class room. A student may do intensive reading when he is studying for an examination. The students do extensive reading for the purpose of not to remember detail for an examination, but for getting general information and ideas as well.

Efficient reading involves two components:

- a) Getting work done
- b) Doing the work in the shortest time.

### f. Kinds of reading techniques

There are three reading technique that are commonly known. They are scanning, skimming, and survey reading.

#### 1) Scanning

Scanning is closely related to skimming, but when a reader scans, he already has a purpose in mind. Scanning means “searching for particular information” (Postman, 1985). He suggests three steps when a reader scans.

Read the questions, keep the key words of the questions in mind, and scan until a reader finds the answer to the questions. Stop and write the answer to the question.

2) Skimming

Postman (1985) says that skimming should be used when a reader wants to cover large amounts of materials quickly and don't intend to read the material completely at a later time. Skimming is used to get in general impression of the material and not for a high level as comprehension. Skimming can be a very valuable reading and aid when it is used properly

3) Survey reading

Before reading we must analyze what we want to analyze. We need to survey the material that we will learn by looking into the scheme, the outline of the book and looking the title of the chapter in the book, fast and accurately.

g. Reasons for reading

According to Harmer (1991) there are four reasons for reading, they are:

1) Reading in language learning

Reading is an exercise dominated by the eyes and to bring. The eyes receive messages and the brain has to work out the significance of these messages.

2) Reading for language learning

In real life people generally read to something because they want to and they have purpose which is more fundamental than that involved in some language learning tasks seem only to be asking about details at language.

3) Reading for information

In most cases, reading for information is relevant to accurate th study of the reader, they read to find out information to reduce their uncertain.

4) Reading for pleasure

Reading for pleasure is done without other people order but according to an individual reader wish and taste.

## 2. Concept of Sorting and Sequencing

### a. Definition of Sorting and Sequencing

According to Wajnryb (2003), Sorting and sequencing is a strategy in teaching organization of text which purposed to sort and sequence parts of narrative text into a logical sequence.

In another hand, Don Johnston Incorporate (2009) that a variety of reading comprehension objectives requires learners to gather, analyze and organize information about a sequence of events. Sequencing refers to putting events or action in order. As learners gather notes, they develop skills that help them create meaningful sequence.

Based on Orcutt (2016), sequence describes the order of events or how to do or how to make something.

### b. Procedure of Sorting and Sequencing

Sequencing refers to the identification of the component of a story, such as the beginning, middle, and end, and also to the ability to retell the events within a given text in order which they occurred.

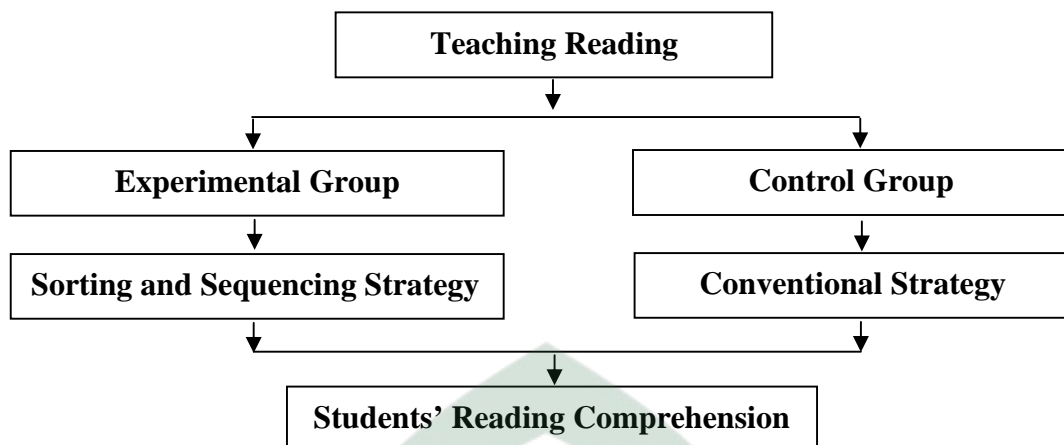
Wajnryb (2003) explains the procedure of sorting and sequencing as follows:

- 1) Seat students in groups. Each group collectively has the whole story, but each student within the group has only one sentence.
- 2) The students must practice reading and saying their sentences until they can say them clearly and confidently, paying particular attention to the target sounds. Each student only sees their own sentence written down.
- 3) Students then order the story by listening to each other say their sentence and deciding the logical sequence. Textual markers indicating sequence may help here. If possible, students could move their seats so that they are seated in the order which they decide is story's sequence.
- 4) If each group has worked on a different story, end the lesson by having each group tell their story in the right order to the rest of the class.

### ***C. Theoretical Framework***

Reading comprehension is an element supporting English language component skills. If the students understand well in reading comprehension, especially procedure text, it will make them easily to answer question in national examination that related to procedure text.

The theoretical framework underlying this research was presented in the following diagram:



**Figure 1: Theoretical Framework**

Teaching reading which was presented above was English reading comprehension material that focused on procedure text which was as **input**. Then experimental group was taught by using Sorting and sequencing strategy whereas control group was taught by conventional strategy. This step was as **process**. Finally, both of students' reading comprehension from experimental group and control group was as **output**.

#### **D. Hypothesis**

Based on theories above, this research stated the hypothesis namely “the different significant between the students’ reading comprehension of experimental class and control class.” The statements of the hypothesis as follows:

- a. (H<sub>0</sub>)= The implementation of sorting and sequencing strategy is not effective for second year students of MTs. As’adiyah No. 43 Bontotenne in Reading Comprehension.

- b. (H1)= The implementation of sorting and sequencing strategy is effective for second year students of MTs. As'adiyah No. 43 Bontotenne in reading comprehension.





## CHAPTER III

### RESEARCH METHOD

#### **A. *Research Design***

The research design in this study was *quasi-experimental design*. The quasi experiment had three reasons why it was applied in a research: 1) to meet the practical requirements of funding, school administration, and ethic. 2) To evaluate the effectiveness of an intervention when the intervention had been implemented by educators prior to the evaluation procedure having been considered. 3) When research wanted to dedicate greater resources to issue. This research was much like true experimental design. The disparity was just in random assignment of participant. The control and experimental group was chosen by researcher itself or by administrator (Sugiyono, 2014).

This research applied Non-equivalent Control Group Design. This design was exactly like pre test post test control group design except that there was no random assignment into group (Sugiyono, 2014). A group of subject who receipt a treatment, experimental group, was compared with control group who did not receive a treatment.

This design conducted pre test, treatment, and post test. In this design, the researcher did not compare the yield of pre test and post test but compared pre test of experimental group with pre test of control group. This was also applied in post test and the gain score of both experimental and control group.

The design was as follow:

<b>Experimental Group</b>	<b>:</b>	<b>0<sub>1</sub></b>	<b>X</b>	<b>0<sub>2</sub></b>
<b>Control Group</b>	<b>:</b>	<b>0<sub>3</sub></b>	<b>0<sub>4</sub></b>	

**Figure 2: Research Design**

Where:

0<sub>1</sub> = pre test for experimental group

0<sub>2</sub> = post test for experimental group

0<sub>3</sub> = pre test for control group

0<sub>4</sub> = post test for control group

X = treatment

(Sugiyono, 2014)

### ***B. Research Variable***

There were two variables in this research namely dependent variable and independent variable. Hatch and Farhady (1982) recite that the independent variable is the major variable which is investigated. In this research, the independent variable was the implementation of sorting and sequencing strategy in reading comprehension because the sorting and sequencing as a treatment was expected in enhancing students' ability in reading comprehension. Otherwise, the dependent variable of this research was students' reading comprehension because students' reading comprehension used as subjects to be measured the reading comprehension.

### ***C. Population and Sample***

#### **1. Population**

The population in this research was the students of the second year at MTs As'adiyah No. 43 Bontotenne. It consisted of one class in academic year 2016/2017 namely Class VIII. The total numbers of those students was 37. The researcher chose this school because when the researcher conducted preliminary study, the researcher found that there were many problems in learning English especially in learning reading at that school.

#### **2. Sample**

The samples in this research were chosen by purposive sampling. The researcher chose 30 students of class VIII as sample. 15 of the students were as experimental group and 15 others were as control group.

### ***D. Research Instrument***

The instrument of this research used test which had purpose to figure out the degree of students' reading comprehension understanding both experimental group and control group. The test was given through pre test and post test. The test was procedure text which consisted of 8 numbers of multiple choices.

### ***E. Data Collection Procedure***

The researcher used instrument in collecting data namely procedure text test. The data collecting procedure was done in three sections.

First section was pre test. Pre test was given to get the data on the students' prior knowledge in reading comprehension which was done through of procedure text test. Both of experimental group and control group were given pre test.

Second section was treatment. Treatment for experimental group and control group were different which experimental group implemented sorting and sequencing strategy whereas control group implemented conventional strategy. The procedure of sorting and sequencing strategy was done in four steps, they were sort partials text, sequence complete text, confirm signal words, and represent the correct sequence. While, the procedure of conventional strategy was done in two steps, they are read the text then answer the questions.

Third section was post test. Post test was given to know the improvement of students' reading comprehension ability after the treatment from experimental group and control group.

The pre test and post test took 30 minutes and consisted of two parts, they were re-arrangement partials text and answer the questions.

### ***F. Data Analysis Technique***

The data collected through the test were analyzed by using descriptive and inferential statistic. The researcher observed the students' reading comprehension.

1. Scoring students' pre test and post test by procedure text score Rubric

**Table 1:** *Procedure text Score Rubric*

<b>Indicator</b>	<b>Score</b>
Sequence to correct order	3
Find out time signal and story sequence	1
Find out main ideas	1
Find out the word's refers to	1
Find out direct question	1
Find out indirect question	1
Find out the synonyms	1
Find out the antonyms	1
<b>TOTAL</b>	<b>10</b>

2. Finding out the mean score of students' reading comprehension in pre test, post test, and the gain score of experimental group and control group by using the following formula

$$\bar{X} = \frac{\sum x}{N}$$

Where:

$\bar{X}$  : Mean score

$\sum X$  : The sum of all scores

$N$  : The number of students

(Gay, 1981)

3. Finding out sum of square of the students' score in pre test, post test, and the gain score of experimental group and control group by applying formula below:

$$SS = \sum x^2 - \frac{(\sum x)^2}{N}$$

Where :

$SS$  : Sum of Square

$\sum x$  : The sum of all score

$\sum x^2$  : The sum square of all score

$N$  : Total number of students

(Gay, 1981)

4. Finding out standard deviation of the students' score in pre test, post test, and the gain score of experimental group and control group by applying formula below:

$$SD = \frac{\sqrt{SS}}{N-1}$$

Where :

$SD$  : Standard deviation

$SS$  : The sum of square

$N$  : Total number of students

(Gay, 1981)

5. Finding out the significant differences between the score of pre test, post test, and the gain score of experimental group and control group by using the following formula:

$$t = \frac{\bar{X}^1 - \bar{X}^2}{\sqrt{\left(\frac{S_1 + S_2}{n_1 + n_2 - 2}\right) \left(\frac{1}{n_1} + \frac{1}{n_2}\right)}}$$

Where:

$t$  : Test of significance

$\bar{X}^1$  : The mean score of experiment group

$\bar{X}^2$  : Mean score of control group

$SS_1$  : Sum of square experiment group

$SS_2$  : Sum of square control group

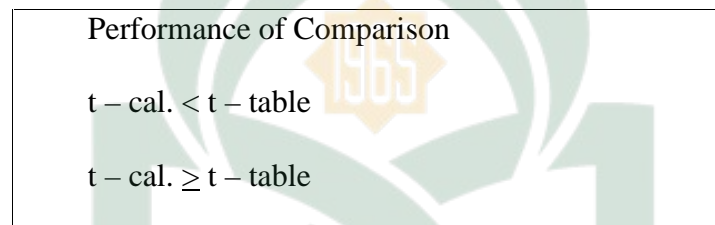
$n_1$  : Total number of experiment group

$n_2$  : Total number of control group

(Gay, 1981)

6. Pattern of Hypothesis calculated by:

The value of the t – test value was compared with the t – table value at the level of significance  $P = 0,05$  (with the degree of freedom  $df = (N_1 + N_2) - 2 = (15 + 15) - 2 = 28$  by two-tailed test. The criteria for the hypothesis testing were as follows:



**Figure 3:** Hypothesis Criteria

(Gay, 1981)

The diagram above means 1) if the value of t-cal (calculated t) was smaller than the value of t-table, the hypothesis would be rejected; and 2) if the value of t-cal (calculated t) was equal to or greater than the value of t-table, the hypothesis would be accepted.



## CHAPTER IV

### FINDING AND DISCUSSION

This chapter generally presented the findings of the research which were presented as data description, and the discussion of the findings revealed argument and further interpretation of the findings. In this chapter, the researcher analyzed the data consisting of the result of pre test and post test not only in experimental class but also control class.

#### *A. Findings*

The findings of the research based on the results of the data analysis that was collected by reading comprehension test. The reading comprehension test consisted of pre test and post test. The pre test was given to find out the initial students' reading comprehension before implementing sorting and sequencing strategy, and the post test was given to find out the improvement of the students' reading comprehension after giving the treatment.

#### **1. The Classification of Students' Pre test Scores in Experimental and Control Group**

The following table showed the distribution of frequency and percentage of final score of students' reading comprehension at the second year students, MTs As'adiyah No.43 Bontotenne in pre test in experimental and control group.

**Table 2:** The distribution of frequency and percentage score of pre test in experimental group

No.	Classification	Score	Frequency	Percentage
1.	Excellent	80-100	0	0 %
2.	Good	60-79	10	66,67%
3	Fairly Good	40-59	3	20%
4.	Fair	20-39	1	6,67%
5.	Very Poor	0-19	1	6,67%
<b>Total</b>			<b>15</b>	<b>100 %</b>

Table 2 above showed the rate percentage of score of pre test in experimental group from 15 students, none of the student got excellent score. There were 10 (66,67%) students got good score, 3 (20%) students got fairly good score, 1 (6,67%) student got fair score, and 1 (6,67%) student acquired very poor score.

**Table 3:** The distribution of frequency and percentage score of pre test in control group

No.	Classification	Score	Frequency	Percentage
1.	Excellent	80-100	0	0 %
2.	Good	60-79	12	80%
3	Fairly Good	40-59	1	6,67%
4.	Fair	20-39	1	6,67%
5.	Very Poor	0-19	1	6,67%
<b>Total</b>			<b>15</b>	<b>100%</b>

While, the rate percentage of score of pre test in control group from 15 students, none of the student got excellent score. There were 12 (80%) students got good score, 1 (6,67%) student got fairly good score, 1 (6,67%) student got fair score, and 1 (6,67%) student acquired very poor score.

Based on the result above, it can be conclude that the rate percentage of pre test in experimental group was lower than the rate percentage in control group.

## 2. The Classification of Students' Post test Scores in Experimental and Control Group

The following table shows the distribution of frequency and percentage of final score of students' reading comprehension at the second years' students, MTs As'adiyah No.43 Bontotenne in post test in experimental and control group.

**Table 4:** The distribution of frequency and percentage score of post test scores in experimental group

No.	Classification	Score	Frequency	Percentage
1.	Excellent	80-100	15	100%
2.	Good	60-79	0	0%
3.	Fairly Good	40-59	0	0%
4.	Fair	20-39	0	0%
5.	Very Poor	0-19	0	0%
<b>Total</b>			<b>15</b>	<b>100 %</b>

Table 4 above shows the rate percentage of score of experimental group in post test from 15 students, all of the student got excellent score (100%). None of the

student got good score, fairly good score, fair score, and very poor score.

**Table 5:** The distribution of frequency and percentage score of post test scores in control group

No.	Classification	Score	Frequency	Percentage
1.	Excellent	80-100	4	26,67 %
2.	Good	60-79	11	73,33%
3.	Fairly Good	40-59	0	0%
4.	Fair	20-39	0	0%
5.	Very Poor	0-19	0	0%
<b>Total</b>			<b>15</b>	<b>100%</b>

While, the rate percentage of score of control group in post test from 15 students. There were 4 (26,67%) students got excellent score and 11 (73,33%) students got good score. None student got fairly good score, fair score, and very poor score.

Based on the table 4 and 5, it can be concluded that the rate percentage of post test in experimental group was higher than the rate percentage in control group.

### **3. The Mean Score and Standard Deviation of Pre Test, Post Test, and Gain in Experimental and Control Group**

After calculating the result of the students score, the mean score and standard deviation of pre test, post test, and gain in experimental and control group can be presented in the following table:

**Table 6:** The mean score and standard deviation of experimental and control group in pre test

<b>Group</b>	<b>Mean Score</b>	<b>Standard Deviation</b>
Experimental	58	17,81
Control	59,33	17,51

The table above shows that, the mean score of experimental group in pre test was 58 and the standard deviation of experimental group was 17,81, while the mean score of control group in pre test was 59,33 and its standard deviation was 17,51. It means that, the mean score of experimental group was lower than mean score of control group in pre test.

**Table 7:** The mean score and standard deviation of experimental and control group in post test

<b>Group</b>	<b>Mean Score</b>	<b>Standard Deviation</b>
Experimental	90,67	8,84
Control	69,33	7,99

The table above shows that, the mean score of experimental group in post test was 90,67 and the standard deviation of experimental group was 8,84, while the mean score of control group in post test was 69,33 and its standard deviation was 7,99. It means that, the mean score of experimental group was higher than mean score of control group in post test.

**Table 8:** The mean score and standard deviation of gain score in experimental and control group

Group	Mean Score	Standard Deviation
Experimental	32,67	21,54
Control	10	16,90

The table above shows that, the mean score of experimental group was 32,67 and the standard deviation of experimental group was 21,54 in gain score, while the mean score of control group was 10 and its standard deviation was 16,90 in gain score. It means that, the mean score of experimental group was higher than mean score of control group in gain score.

#### 4. The Significant Score Between Pre Test, Post Test, and Gain of Experimental and Control Group

The significant score between pre test, post test, and gain of experimental and control group can be known by using t-test. The result of t-test can be seen in following table.

**Table 9:** Distribution the value of t-test and t-table in pre test

Variable	t-test value	t-table value
Pre test	0,238	2,048

The table above shows that t-test value was lower than t-table. The result of the test shows there was not significant difference between t-test and t-table

(0,238<2,048). It means there was not significant difference between experimental and control group in pre test.

**Table 10:** Distribution the value of t-test and t-table in post test

Variable	t-test value	t-table value
Post test	8,019	2,048

The table above shows that t-test value was higher than t-table. The result of the test shows there was significant difference between t-test and t-table (8,019>2,048). It means there was significant difference between experimental and control group in post test.

**Table 11:** Distribution the value of t-test and t-table in gain score

Variable	t-test value	t-table value
Gain score	3,704	2,048

The table above shows that t-test value was higher than t-table. The result of the test shows there was significant difference between t-test and t-table (3,704>2,048). It means there was significant difference between experimental and control group in post test.

## 5. Hypothesis Testing

The results of the t-test statistical analysis show that there was significant difference between the experimental group who got treatment by using sorting and sequencing strategy with control group who got treatment by conventional strategy. The statement was proved by the t-test value in post test (8,019) and gain score

(3,704) which are greater than t-table value (2,048), at the level of significance 0.05 and the degree of freedom  $(N_1 + N_2) - 2 = (15 + 15) - 2 = 28$  by two-tailed test.

It means that there is significant difference between the students' reading comprehension in experimental group and control group. This also means that null hypothesis (H0) was rejected, while the alternative hypothesis (H1) was accepted.

### **B. Discussion**

Based on the findings above, it can be concluded that the implementation of sorting and sequencing strategy in reading comprehension towards second year students of MTs. As'adiyah No. 43 Bontotenne was effective. There are several points that make sorting and sequencing strategy was effective.

The first point is that the students were more active to participate in learning English materials. It was suitable with Rini (2012) in her thesis "*Improving the students' reading comprehension through story mapping strategy*" that made students more active to participate in learning reading by applying Story Mapping Strategy. That condition was also happened when researcher implemented sorting and sequencing strategy. It was caused by sorting and sequencing strategy could make students fun and enjoy the learning materials through sorting and sequencing story sequence. It was proved in findings that students in experimental group achieved higher score than control group.

The second point is that sorting and sequencing strategy help the students to extent their comprehensibility by finding meaningful sequence of the text. It is support by Don Johnston Incorporate conclusion which told that a variety of reading



comprehension objectives requires learners to gather, analyze and organize information about a sequence of events. As learners gather notes, they develop skills that help them create meaningful sequence. (2009) It was that every student in experimental group could answer the main idea of the procedure text test when researcher conducted post test.


The third point is sorting and sequencing strategy also gave students key vocabularies which could make the students to sequence information easier than conventional method. It is suitable with Dole, Brown & Trathen which found that learning and applying strategies has more significant impact with at-risk students taking comprehension tests than other traditional methods including: (1) following instructional guides in the basal reading program and (2) teaching story content (key vocabulary, concepts and related ideas). In addition, they found good evidence that strategy instruction has long-term effects and shows learning transfer in self-directed strategy use. (1996)

The next point is that sorting and sequencing strategy could help the students to recognize internal structure of ideas. It was supported by Anderson and Armbruster research which found that successfully comprehending informational text, proficient readers address the text's overall organizational structure while being cognizant of the internal structure of ideas. (1984)

The last point is that sorting and sequencing created cooperative learning between each student which increased students comprehend. It is like National Reading Panel which told that having peers instruct or interact over the use of

reading strategies leads to an increase in the learning of the strategies, promotes intellectual discussion, and increases reading comprehension. (2000)

To conclude this research, it was shown that all data found and discussed in this chapter referred to the rejection of the null hypothesis and the acceptance of the alternative hypothesis. It means that the implementation of sorting and sequencing strategy in reading comprehension was effective towards second year students of MTs. As'adiyah No. 43 Bontotenne.



## CHAPTER V

### CONCLUSION AND SUGGESTION

This chapter consists of two parts. The first part deals with conclusion of the finding, and the second part deals with suggestion.

#### A. *Conclusion*

Based on the result of the data analysis, research findings, and discussion in the previous chapter, the researcher concluded that:

1. The implementation of sorting and sequencing strategy was effective for second year students of MTs. As'adiyah No. 43 Bontotenne in reading comprehension. The improvement can be seen through the statistical analysis that t-test of post test and gain score values that were greater than t-table value.
2. The effectiveness of the implementation of sorting and sequencing strategy for second year students of MTs. As'adiyah No. 43 Bontotenne in reading comprehension extends the level of comprehension of the text to interpretive of referential comprehension. The level improvement can be seen through students score in post test of experimental group which every student got excellent score.

## ***B. Suggestion***

Considering the conclusion above, the researcher put forward some suggestions as follows:

1. Sorting and sequencing strategy could be combined with another strategy for Multiple-strategy teaching. Because National Reading Panel (2000) presented that Multiple-strategy is the most promising for use in classroom instruction where teachers and readers interact over texts.
2. Sorting and sequencing strategy implemented not only for procedure text but also narrative, descriptive, recount, and report text.
3. The procedure of sorting and sequencing strategy, students sequencing their seat, could change by asking the students for presented the correct sequencing using paper. So, the class would not be too noise but fun still.

## BIBLIOGRAPHY

- Alexander, J. Estill. *Teaching Reading* Third Edition. USA: Scott Foresman And Company. 1977.
- Anderson, J. Durston. H. Pook. *Effective English A Particular Guide*, Sidney: Mc. Graw-Hill Book. 1984.
- Anderson, T. H., & Armbruster, B. *Learning to Read in American Schools: Basal Readers and Content Texts*. Hillsdale, NJ: Erlbaum. 1984
- Arikunto, Suharsimi. *Prosedur Penelitian, Edisi Revisi*. Cet. 14. Jakarta: PT. Rineka Cipta. 2010.
- Brown. *Discourse Analysis*. Cambridge: University Press. 1983.
- Dole, J. A., Brown, K. J., & Trathen, W. *The Effects of Strategy Instruction on the Comprehension Performance of At-risk Students*. Reading Research Quarterly, 1991
- Evison, Alan. *Oxford Learners Pocket Dictionary* : London: Oxford University Press. 1983.
- Fajar, Fitri. *Teaching Reading Comprehension Through Communicative Tasks*. Unpublished Thesis FPBS IKIP Ujung Pandang. 1996.
- Gay, Lorrie R. *An Education Research*. Ohio: Charles E. Merrill Publishing Company. 1981.
- Harmer, Jeremy. *The Practice Of English Teaching* New Edition London: Longman. 1991.
- Hatch, Evelyn & Hossein Farhady. *Research. Design and Statistics for Applied Linguistics*. Los Angeles: California. 1982.
- Irawati. *Improving The Reading Comprehension Of The First Year Students' Of Sma Negeri 1 Makassar Throuh Communicative Tasks* Thesis. Language and Arts Faculty UNM. 2006.

- Muskingum College, *Reading Comprehension*. Retrieved from <http://muskingum.edu/~cal/database/reading.html> on August 8<sup>th</sup> in 2016.
- National Reading Panel*. Report of the national reading panel. Washington, DC: Government Printing Office. 2000
- Nurhana. *Factors Affecting on Reading Comprehension Achievement to the Third Year Students of SMP Negeri 1 Bontoramba Kabupaten Jeneponto*. Thesis. UNISMUH Makassar. 2007.
- Orcutt, Kristi. *20 Strategies to Teach Structure*. Retrieved from [http://www.stclair.k12.il.us/ccore/ELAShifts/documents/Info%20Textstructure\\_resources.pdf](http://www.stclair.k12.il.us/ccore/ELAShifts/documents/Info%20Textstructure_resources.pdf) on March 3<sup>rd</sup> in 2016.
- Postman, Robert D, Et Al. *Reading And Study Skill*. New York: Mc Milan Publishing Company Inc. 1985.
- READ: Outloud 6. Sequencing Information*. Canada: Don Johnston Incorporated. 2009.
- Rini. *Improving the Students Reading Comprehension through Story Mapping Strategy*. Thesis, Faculty of Teachers Training and Education Makassar Muhammadiyah University. 2012.
- Smith, Richard J, And Dale D Johnson. *Teaching Children To Read Second Edition*. USA: Addison Wesley Publishing Company. 1980.
- Sugiyono. *Metode Penelitian Pendidikan. Cet. Ke-20*. Bandung: Alfabeta. 2014.
- Wajnryb, Ruth. *Stories: Narrative Activities for the Language Classroom*. Cambridge: Cambridge University Press. 2003.
- Wikimedia. Wikipedia Statistics: Article Count (Official). *Official Website of Wikimedia*. Retrieved from <http://stats.wikimedia.org/EN/TablesArticlesTotal.htm>. on September 14<sup>th</sup> in 2016.
- Wiriyodijoyo, Sumarson. “*Membaca Strategi Pengantar Dan Tehnik*”. Jakarta: Depdikbud Jakarta. 1989

Yasin, M Hariming. *Improving The Students' Reading Comprehension Through Read, Examine, Decide, Write (REDW) Strategy*. Thesis, Faculty of Teachers Training and Education Makassar Muhammadiyah University. 2010.

Yasin, Nurlalah. *Improving the Students' Reading Comprehension through Listen-Read-Discuss (L-R-D) Strategy*. Thesis, Faculty of Teachers Training and Education Makassar Muhammadiyah University. 2010.



## APPENDIX A

### The Row Score of the Student's Pre-test and Post-test

#### In Experimental Group

No	Respondents	Pre-test		Post-test		Gain	
		Score (X)	$X_1^2$	Score (X)	$X_1^2$	Score (X)	$X_1^2$
1	Sri Wahyuni	50	2500	100	10000	50	2500
2	Muhammad Aldi T	50	2500	90	8100	40	1600
3	Ahmad Ali Dehlavi	50	2500	80	6400	30	900
4	Andi Asriadi	10	100	90	8100	80	6400
5	Gusti Wardani	70	4900	100	10000	30	900
6	Nurul Ahda Ali	60	3600	100	10000	40	1600
7	Ambo Enre	70	4900	90	8100	20	400
8	Muh. Yunus	70	4900	80	6400	10	100
9	Indri Sri Wahyuni	60	3600	100	10000	40	1600
10	Rahman Ibrahim	30	900	100	10000	70	4900
11	Agus Henri	70	4900	80	6400	10	100
12	Erwin	70	4900	100	10000	30	900
13	Ancu Kurniawan	70	4900	80	6400	10	100
14	Alfiansa	70	4900	90	8100	20	400
15	Rahmadani	70	4900	80	6400	10	100
<b>Total</b>		<b>870</b>	<b>54900</b>	<b>1360</b>	<b>124400</b>	<b>490</b>	<b>22500</b>



## APPENDIX B

### The Row Score of the Student's Pre-test and Post-test

#### In Control Group

No	Respondents	Pre-test		Post-test		Gain	
		Score (X)	$X_2^2$	Score (X)	$X_2^2$	Score (X)	$X_2^2$
1	Riska Herman	50	2500	60	3600	10	100
2	Norma	10	100	60	3600	50	2500
3	Liah	30	900	80	6400	50	2500
4	Besse Nurwardani	60	3600	60	3600	0	0
5	Aldi B	70	4900	70	4900	0	0
6	Ambo Intang	70	4900	70	4900	0	0
7	Asriadi	70	4900	70	4900	0	0
8	Ahmad Rifki	60	3600	60	3600	0	0
9	Muh Aksan	70	4900	70	4900	0	0
10	Rika Satriani	60	3600	60	3600	0	0
11	Imran	70	4900	70	4900	0	0
12	Muh. Fadel Abdullah	70	4900	80	6400	10	100
13	Sharif Atmajha	60	3600	70	4900	10	100
14	Kiki Reski	70	4900	80	6400	10	100
15	Muh. Erwin	70	4900	80	6400	10	100
<b>Total</b>		<b>890</b>	<b>57100</b>	<b>1040</b>	<b>73000</b>	<b>150</b>	<b>5500</b>

## APPENDIX C

### The Mean Score of Experimental Group and Control Group

#### A. Experimental Group

##### 1. Pre-test

$$\bar{X}_1 = \frac{\sum X}{N}$$

$$\bar{X}_1 = \frac{870}{15}$$

$$\bar{X}_1 = 58$$

##### 2. Post-test

$$\bar{X}_1 = \frac{\sum X}{N}$$

$$\bar{X}_1 = \frac{1360}{15}$$

$$\bar{X}_1 = 90,67$$

#### B. Control Group

##### 1. Pre-test

$$\bar{X}_2 = \frac{\sum X}{N}$$

$$\bar{X}_2 = \frac{890}{15}$$

$$\bar{X}_2 = 59,33$$

##### 2. Post-test

$$\bar{X}_2 = \frac{\sum X}{N}$$

$$\bar{X}_2 = \frac{1040}{15}$$

$$\bar{X}_2 = 69,33$$

#### C. Gain

##### 1. Experimental Group

$$\bar{X}_1 = \frac{\sum X}{N}$$

$$\bar{X}_1 = \frac{490}{15}$$

$$\bar{X}_1 = 32,67$$

##### 2. Control Group

$$\bar{X}_2 = \frac{\sum X}{N}$$

$$\bar{X}_2 = \frac{150}{15}$$

$$\bar{X}_2 = 10$$

## APPENDIX D

### Standard Deviation of Experimental Group and Control Group

#### A. Experimental Group

##### 1. Pre-test

$$SD = \sqrt{\frac{SS_1}{n-1}}$$

$$\text{Where : } SS_1 = \sum X_1^2 - \frac{(\sum X)^2}{n}$$

$$SS_1 = 54900 - \frac{(870)^2}{15}$$

$$SS_1 = 54900 - \frac{7}{15}$$

$$SS_1 = 54900 - 50460$$

$$SS_1 = 4440$$

$$SD = \sqrt{\frac{SS_1}{n-1}}$$

$$SD = \sqrt{\frac{4440}{15-1}}$$

$$SD = \sqrt{\frac{4440}{14}}$$

$$SD = \sqrt{317,14}$$

$$SD = 17,81$$

##### 2. Post-test

$$SD = \sqrt{\frac{SS_1}{n-1}}$$

$$\text{Where : } SS_1 = \sum X_1^2 - \frac{(\sum X)^2}{n}$$

$$SS_1 = 124400 - \frac{(1360)^2}{15}$$

$$SS_1 = 124400 - \frac{1}{15}$$

$$SS_1 = 124400 - 123306,67$$

$$SS_1 = 1093,33$$

$$SD = \sqrt{\frac{SS_1}{n-1}}$$

$$SD = \sqrt{\frac{1093,33}{15-1}}$$

$$SD = \sqrt{\frac{1093,33}{14}}$$

$$SD = \sqrt{78,10}$$

$$SD = 8,84$$

## B. Control Group

### 1. Pre-test

$$SD = \sqrt{\frac{SS_2}{n-1}}$$

$$\text{Where : } SS_2 = \sum X_2^2 - \frac{(\sum X)^2}{n}$$

$$SS_2 = 57100 - \frac{(890)^2}{15}$$

$$SS_2 = 57100 - \frac{792100}{15}$$

$$SS_2 = 57100 - 52806,67$$

$$SS_2 = 4293,33$$

$$SD = \sqrt{\frac{SS_2}{n-1}}$$

$$SD = \sqrt{\frac{4293,33}{15-1}}$$

$$SD = \sqrt{\frac{4293,33}{14}}$$

$$SD = \sqrt{306,67}$$

$$SD = 17,51$$

### 2. Post-test

$$SD = \sqrt{\frac{SS_2}{n-1}}$$

$$\text{Where : } SS_2 = \sum X_2^2 - \frac{(\sum X)^2}{n}$$

$$SS_2 = 73000 - \frac{(1040)^2}{15}$$

$$SS_2 = 73000 - \frac{1081600}{15}$$

$$SS_2 = 73000 - 72106,67$$

$$SS_2 = 893,33$$

$$SD = \sqrt{\frac{SS_2}{n-1}}$$

$$SD = \sqrt{\frac{893,33}{15-1}}$$

$$SD = \sqrt{\frac{893,33}{14}}$$

$$SD = \sqrt{63,81}$$

$$SD = 7,99$$

### C. Gain

#### 1. Experiment

$$SD = \sqrt{\frac{SS_1}{n-1}}$$

$$\text{Where : } SS_1 = \sum X_1^2 - \frac{(\sum X)^2}{n}$$

$$SS_1 = 22500 - \frac{(490)^2}{15}$$

$$SS_1 = 22500 - \frac{240100}{15}$$

$$SS_1 = 22500 - 16006,67$$

$$SS_1 = 6493,33$$

$$SD = \sqrt{\frac{SS_1}{n-1}}$$

$$SD = \sqrt{\frac{6493,33}{15-1}}$$

$$SD = \sqrt{\frac{6493,33}{14}}$$

$$SD = \sqrt{463,81}$$

$$SD = 21,54$$

#### 2. Control

$$SD = \sqrt{\frac{SS_2}{n-1}}$$

$$\text{Where : } SS_2 = \sum X_2^2 - \frac{(\sum X)^2}{n}$$

$$SS_2 = 5500 - \frac{(150)^2}{15}$$

$$SS_2 = 5500 - \frac{22500}{15}$$

$$SS_2 = 5500 - 1500$$

$$SS_2 = 4000$$

$$SD = \sqrt{\frac{SS_2}{n-1}}$$

$$SD = \sqrt{\frac{4000}{15-1}}$$

$$SD = \sqrt{\frac{4000}{14}}$$

$$SD = \sqrt{285,71}$$

$$SD = 16,90$$

## APPENDIX E

### The Significance Different

#### A. Pre-test

$$\bar{X}_1 = 58 \qquad SS_1 = 4440$$

$$\bar{X}_2 = 59,33 \qquad SS_2 = 4293,33$$

##### 1. t-Test

$$t = \frac{\bar{X}_1 - \bar{X}_2}{\sqrt{\left(\frac{SS_1 + SS_2}{n_1 + n_2 - 2}\right) \left(\frac{1}{n_1} + \frac{1}{n_2}\right)}}$$

$$t = \frac{58 - 59,33}{\sqrt{\left(\frac{4440 + 4293,33}{15 + 15 - 2}\right) \left(\frac{1}{15} + \frac{1}{15}\right)}}$$

$$t = \frac{1,33}{\sqrt{\left(\frac{8733,33}{28}\right) \left(\frac{2}{15}\right)}}$$

$$t = \frac{1,33}{\sqrt{(311,9)(0,1)}}$$

$$t = \frac{1,33}{\sqrt{31,19}}$$

$$t = \frac{1,33}{5,58}$$

$$t = 0,238$$

##### 2. t-Table

For level of significance ( $\alpha$ ) = 0,05

Degree of freedom (df) = ( $N_1 + N_2$ ) - 2 = (15 + 15) - 2 = 28

t-Table = 2,048

**B. Post-test**

$$\bar{X}_1 = 90,67 \qquad SS_1 = 1093,33$$

$$\bar{X}_2 = 69,33 \qquad SS_2 = 893,33$$

**1. t-Test**

$$t = \frac{\bar{X}_1 - \bar{X}_2}{\sqrt{\left(\frac{SS_1 + SS_2}{n_1 + n_2 - 2}\right) \left(\frac{1}{n_1} + \frac{1}{n_2}\right)}}$$

$$t = \frac{90,67 - 69,33}{\sqrt{\left(\frac{1093,33 + 893,33}{15 + 15 - 2}\right) \left(\frac{1}{15} + \frac{1}{15}\right)}}$$

$$t = \frac{21,33}{\sqrt{\left(\frac{1986,67}{28}\right) \left(\frac{2}{15}\right)}}$$

$$t = \frac{21,33}{\sqrt{(70,95)(0,1)}}$$

$$t = \frac{21,33}{\sqrt{7,09}}$$

$$t = \frac{21,33}{2,66}$$

$$t = 8,019$$

**2. t-Table**

For level of significance ( ) = 0,05

Degree of freedom (df) = (N1 + N2) - 2 = (15 + 15) - 2 = 28

t-Table = 2,048

**C. Gain**

$$\bar{X}_1 = 32,67 \qquad SS_1 = 6493,33$$

$$\bar{X}_2 = 10 \qquad SS_2 = 4000$$

**1. t-Test**

$$t = \frac{\bar{X}_1 - \bar{X}_2}{\sqrt{\left(\frac{SS_1 + SS_2}{n_1 + n_2 - 2}\right) \left(\frac{1}{n_1} + \frac{1}{n_2}\right)}}$$

$$t = \frac{32,67 - 10}{\sqrt{\left(\frac{6493,33 + 4000}{15 + 15 - 2}\right) \left(\frac{1}{15} + \frac{1}{15}\right)}}$$

$$t = \frac{22,67}{\sqrt{\left(\frac{10493,33}{28}\right) \left(\frac{2}{15}\right)}}$$

$$t = \frac{22,67}{\sqrt{(374,76)(0,1)}}$$

$$t = \frac{22,67}{\sqrt{37,48}}$$

$$t = \frac{22,67}{6,12}$$

$$t = 3,704$$

**2. t-Table**

For level of significance ( ) = 0,05

Degree of freedom (df) = (N1 + N2) - 2 = (15 + 15) - 2 = 28

t-Table = 2,048



## APPENDIX F

### The Distribution of t-table

Df	Level of significance for one – tailed test					
	0.10	0.05	0.025	0.01	0.005	0.0005
	Level of significance for two – tailed test					
	0.20	0.10	0.05	0.025	0.01	0.001
1.	3.078	6.314	12.706	31.821	63.657	636.619
2.	1.886	2.920	4.303	6.965	9.926	31.598
3.	1.638	1.353	3.182	4.541	5.841	12.941
4.	1.533	2.132	2.776	3.747	4.604	8.610
5.	1.476	2.015	2.371	3.365	4.032	6.859
6.	1.440	1.943	2.447	3.143	3.707	5.959
7.	1.415	1.895	2.365	2.998	3.499	5.405
8.	1.397	1.860	2.306	2.898	3.355	5.041
9.	1.383	1.833	2.262	2.821	3.250	4.781
10.	1.372	1.812	2.226	2.764	3.169	4.587
11.	1.363	1.796	2.201	2.718	3.106	4.437
12.	1.356	1.782	2.179	2.681	3.055	4.38
13.	1.350	1.771	2.160	2.650	3.120	4.221
14.	1.345	1.761	2.145	2.624	2.977	4.140
15.	1.341	1.753	2.131	2.604	2.947	4.073
16.	1.337	1.746	2.120	2.583	2.921	4.015
17.	1.333	1.740	2.110	2.567	2.898	3.965
18.	1.330	1.734	2.101	2.552	2.878	3.922
19.	1.328	1.729	2.093	2.539	2.861	3.883
20.	1.325	1.725	2.086	2.528	2.845	3.850
21.	1.323	1.721	2.080	2.2.518	2.931	3.819
22.	1.321	1.717	2.074	2.508	2.819	3.792
23.	1.319	1.714	2.690	2.500	2.807	3.767
24.	1.318	1.711	2.640	2.492	2.797	3.745
25.	1.316	1.708	2.060	2.485	2.787	3.425
26.	1.315	1.706	2.056	2.479	2.79	3.707
27.	1.314	1.703	2.052	2.473	2.771	3.960

28.	1.313	1.701	<b>2.048</b>	2.467	2.763	3.674
29.	1.311	1.699	2.045	2.462	2.756	3.659
30.	1.310	1.697	2.042	2.457	2.750	3.646
30.	1.309	1.695	2.069	2.453	2.744	3.633
32.	1.308	1.693	2.037	2.449	2.738	3.621
33.	1.307	1.692	2.034	2.445	2.733	3.610
34.	1.307	1.690	2.032	2.441	2.723	3.601
35.	1.306	1.689	2.030	2.438	2.719	3.593
36.	1.305	1.688	2.028	2.434	2.715	3.588
37.	1.304	1.687	2.026	2.431	2.711	3.581
38.	1.304	1.686	2.024	2.428	2.707	3.575
39.	1.303	1.684	2.022	2.426	2.704	3.570
40.	1.303	1.683	2.021	2.423	2.704	3.551
60.	1.298	1.671	2.000	2.390	2.660	3.460
120	1.281	1.658	2.980	2.358	2.617	3.373
X	1.282	1.645	1.960	2.326	2.576	3291

**APPENDIX G**  
**LESSON PLAN**  
**FOR EXPERIMENTAL GROUP**

---

---

The Pre-Test

1. Identity

School : MTs As'adiyah No.43 Bontotenne  
Subject : English  
Skill : Reading  
Class : VIII  
Time allocation : 15 minutes

2. Instructional Object

The students will be able to comprehend the procedure text.

3. Teaching Procedure

a. Teaching Presentation

- The researcher gives the students the test sheet.
- The researcher gives explanation about the test, the rules of the test and how to do the test.
- The researcher asks the students to do their test.

b. Students' Activity

- The students do their test individually based on the researcher's instruction.

4. Evaluating

The students' answer will be evaluated by procedure text rubric.

## The Treatment – 1<sup>st</sup> Meeting

### 1. Identity

School : MTs As'adiyah No.43 Bontotenne

Subject : English

Skill : Reading

Class : VIII

Time allocation : 65 minutes

### 2. Instructional Object

The students will understand about procedure text.

### 3. Teaching Procedure

#### a. Teaching Presentation

- The researcher gives the students example of procedure text.
- The researcher asks the students to elaborate the generic structure of procedure text by their own understanding.
- The researcher explains the definition of procedure text, generic structure of procedure text, language feature of procedure text, and kinds of procedure text clearly.
- The researcher asks the students to identify the example of procedure text, generic structure of procedure text, language feature of procedure text, and kinds of procedure text.

#### b. Students' Activity

- The students elaborate the definition of procedure text by their own understanding.
- The students identify the example of procedure text, generic structure of procedure text, language feature of procedure text, and kinds of procedure text.

### 4. Evaluating

The students identify the example of procedure text.

## The Treatment – 2<sup>st</sup> Meeting

### 1. Identity

School : MTs As'adiyah No.43 Bontotenne  
Subject : English  
Skill : Reading  
Class : VIII  
Time allocation : 80 minutes

### 2. Instructional Object

The students will understand about procedure text.

### 3. Teaching Procedure

#### a. Teaching Presentation

- The researcher gives the students example of procedure text.
- The researcher asks the students to elaborate the generic structure of procedure text by their own understanding.
- The researcher explains the definition of procedure text, generic structure of procedure text, language feature of procedure text, and kinds of procedure text clearly.
- The researcher asks the students to identify the example of procedure text, generic structure of procedure text, language feature of procedure text, and kinds of procedure text.

#### b. Students' Activity

- The students elaborate the definition of procedure text by their own understanding.
- The students identify the example of procedure text, generic structure of procedure text, language feature of procedure text, and kinds of procedure text.

### 4. Evaluating

The students identify the example of procedure text.

### The Treatment – 3<sup>st</sup> Meeting

#### 1. Identity

School : MTs As'adiyah No.43 Bontotenne  
Subject : English  
Skill : Reading  
Class : VIII  
Time allocation : 65 minutes

#### 2. Instructional Object

The students will understand about signal words of procedure text.

#### 3. Teaching Procedure

##### a. Teaching Presentation

- The researcher explains sorting and sequencing strategy.
- The researcher asks the students to group themselves into 3 groups.
- The researcher gives the students partial text with different topic for each group.
- The researcher asks the students for hiding their text to their group mate then make a line.
- The researcher asks the students to read loudly their text then sort their line into correct order based the text given.
- The researcher permits the students for back to their seat.
- The researcher explains about signal words of procedure text.
- The researcher asks the students to unhide their partial text then snap it to blank paper into correct order.
- The researcher collects the complete order of the partials text then informs each group that their order correct or not.

##### b. Students' Activity

- The students group themselves into 3 groups.
- The students get partial text with different topic for each group.
- The students hide their text to their group mate then make a line.

- The students read loudly their text then sort their line into correct order based the text given.
- The students back to their seat.
- The students unhide their partial text then snap it to blank paper into correct order.
- The students collect the complete order of the partials text.

#### 4. Evaluating

The students identify the signal words of procedure text.



## The Post-Test

### 1. Identity

School : MTs As'adiyah No.43 Bontotenne

Subject : English

Skill : Reading

Class : VIII

Time allocation : 15 minutes

### 2. Instructional Object

The students will be able to comprehend the procedure text.

### 3. Teaching Procedure

#### a. Teaching Presentation

- The researcher gives the students the test sheet.
- The researcher gives explanation about the test, the rules of the test and how to do the test.
- The researcher asks the students to do their test.

#### b. Students' Activity

- The students do their test individually based on the researcher's instruction.

### 4. Evaluating

The students' answer will be evaluated by procedure text rubric.



**APPENDIX H**  
**LESSON PLAN**  
**FOR CONTROL GROUP**

---

---

The Pre-Test

1. Identity

School : MTs As'adiyah No.43 Bontotenne  
Subject : English  
Skill : Reading  
Class : VIII  
Time allocation : 15 minutes

2. Instructional Object

The students will be able to comprehend the procedure text.

3. Teaching Procedure

a. Teaching Presentation

- The researcher gives the students the test sheet.
- The researcher gives explanation about the test, the rules of the test and how to do the test.
- The researcher asks the students to do their test.

b. Students' Activity

- The students do their test individually based on the researcher's instruction.

4. Evaluating

The students' answer will be evaluated by procedure text rubric.

## The Treatment – 1<sup>st</sup> Meeting

### 1. Identity

School : MTs As'adiyah No.43 Bontotenne  
Subject : English  
Skill : Reading  
Class : VIII  
Time allocation : 65 minutes

### 2. Instructional Object

The students will understand about procedure text.

### 3. Teaching Procedure

#### a. Teaching Presentation

- The researcher gives the students example of procedure text.
- The researcher asks the students to elaborate the generic structure of procedure text by their own understanding.
- The researcher explains the definition of procedure text, generic structure of procedure text, language feature of procedure text, and kinds of procedure text clearly.
- The researcher asks the students to identify the example of procedure text, generic structure of procedure text, language feature of procedure text, and kinds of procedure text.

#### b. Students' Activity

- The students elaborate the definition of procedure text by their own understanding.
- The students identify the example of procedure text, generic structure of procedure text, language feature of procedure text, and kinds of procedure text.

### 4. Evaluating

The students identify the example of procedure text.

## The Treatment – 2<sup>st</sup> Meeting

### 1. Identity

School : MTs As'adiyah No.43 Bontotenne  
Subject : English  
Skill : Reading  
Class : VIII  
Time allocation : 80 minutes

### 2. Instructional Object

The students will understand about procedure text.

### 3. Teaching Procedure

#### a. Teaching Presentation

- The researcher gives the students example of procedure text.
- The researcher asks the students to elaborate the generic structure of procedure text by their own understanding.
- The researcher explains the definition of procedure text, generic structure of procedure text, language feature of procedure text, and kinds of procedure text clearly.
- The researcher asks the students to identify the example of procedure text, generic structure of procedure text, language feature of procedure text, and kinds of procedure text.

#### b. Students' Activity

- The students elaborate the definition of procedure text by their own understanding.
- The students identify the example of procedure text, generic structure of procedure text, language feature of procedure text, and kinds of procedure text.

### 4. Evaluating

The students identify the example of procedure text.

### The Treatment – 3<sup>st</sup> Meeting

#### 1. Identity

School : MTs As'adiyah No.43 Bontotenne  
Subject : English  
Skill : Reading  
Class : VIII  
Time allocation : 65 minutes

#### 2. Instructional Object

The students will understand about signal words of procedure text.

#### 3. Teaching Procedure

##### c. Teaching Presentation

- The researcher explains the signal words of procedure text.
- The researcher gives the students text then asks the students to identify the signal words of procedure text.
- The researcher gives the students partial text then asks the students to rearrange the text into correct order based on the signal words that had learnt
- The researcher collects the students' rearrangement text than informs them the correct order.

##### d. Students' Activity

- The students learn the signal words of procedure text.
- The students take a text then identify the signal words of procedure text.
- The students take partial text then rearrange the text into correct order based on the signal words that had learnt
- The students collect their rearrangement text.

#### 4. Evaluating

The students identify the signal words of procedure text.

### The Post-Test

#### 1. Identity

School : MTs As'adiyah No.43 Bontotenne

Subject : English

Skill : Reading

Class : VIII

Time allocation : 15 minutes

#### 2. Instructional Object

The students will be able to comprehend the procedure text.

#### 3. Teaching Procedure

##### c. Teaching Presentation

- The researcher gives the students the test sheet.
- The researcher gives explanation about the test, the rules of the test and how to do the test.
- The researcher asks the students to do their test.

##### d. Students' Activity

- The students do their test individually based on the researcher's instruction.

#### 4. Evaluating

The students' answer will be evaluated by procedure text rubric.

**APPENDIX I  
RESEARCH INSTRUMENT**

**Name:**

**Sex:**

**Students' Number:**

**Pre-Test**

**CHOOSE THE CORRECT ANSWER BASED ON THE TEXT BELOW!**

1. You can make instant noodles by microwave
2. Finally, add any items that you want and serve the noodles
3. First, fill the bowl with two cups of water and the noodle
4. Microwave it about three to five minutes
5. Then, take the noodles out of the microwave and pour the seasonings
6. After the microwave beeps, wait for three minutes in the closed microwave
7. Next, stir the noodles until the they dissolve

1. Arrange the sentences above into correct paragraph!
  - a. 1-7-5-6-2-4-3
  - b. 1-3-4-6-5-7-2
  - c. 1-2-7-3-6-5-4
  - d. 1-4-7-5-2-6-3
2. What is the text above about?
  - a. How to operate microwave
  - b. How to stir noodles
  - c. How to serve instant noodles
  - d. How to choose good noodles
3. How many cups of water are needed for serve instant noodles?
  - a. two
  - b. three
  - c. four
  - d. five
4. What we do after take the noodles out from microwave?
  - a. Fill the bowl with water
  - b. Stir the noodles
  - c. Serve the noodles
  - d. Pour seasonings.
5. "...they dissolve". The word "they" in last line refers to ....
  - a. Water
  - b. Seasoning
  - c. Noodles
  - d. Microwave
6. "...dissolve". The word "dissolve in the last line can be changed by ...
  - a. Disappear
  - b. Mixed
  - c. Fade
  - d. Gone
7. What is the antonym of the word "fill" in the line 3?
  - a. Empty
  - b. Dry
  - c. Full
  - d. Add
8. What is kind of the text above?
  - a. Narrative text
  - b. Descriptive text
  - c. Procedure text
  - d. Report Text

**Name:**

**Sex:**

**Students' Number:**

**Post-Test**

**CHOOSE THE CORRECT ANSWER BASED ON THE TEXT BELOW!**

1. You can make instant noodles by microwave
  2. Finally, add any items that you want and serve the noodles
  3. First, fill the bowl with two cups of water and the noodle
  4. Microwave it about three to five minutes
  5. Then, take the noodles out of the microwave and pour the seasonings
  6. After the microwave beeps, wait for three minutes in the closed microwave
  7. Next, stir the noodles until they dissolve
1. Arrange the sentences above into correct paragraph!
 

a. 1-7-5-6-2-4-3	c. 1-2-7-3-6-5-4
b. 1-3-4-6-5-7-2	d. 1-4-7-5-2-6-3
  2. What is the text above about?
 

a. How to operate microwave	c. How to serve instant noodles
b. How to stir noodles	d. How to choose good noodles
  3. How many cups of water are needed for serve instant noodles?
 

a. two	c. four
b. three	d. five
  4. What we do after take the noodles out from microwave?
 

a. Fill the bowl with water	c. Serve the noodles
b. Stir the noodles	d. Pour seasonings.
  5. "...they dissolve". The word "they" in last line refers to ....
 

a. Water	c. Noodles
b. Seasoning	d. Microwave
  6. "...dissolve". The word "dissolve in the last line can be changed by ...
 

a. Disappear	c. Fade
b. Mixed	d. Gone
  7. What is the antonym of the word "fill" in the line 3?
 

a. Empty	c. Full
b. Dry	d. Add
  8. What is kind of the text above?
 

a. Narrative text	c. Procedure text
b. Descriptive text	d. Report Text

**APPENDIX J**  
**DOKUMENTATION**









NEGERI  
ALAUDDIN  
MAKASSAR



UNIVERSITAS ISLAM NEGERI

ALAUDDIN

MAKASSAR





## CURRICULUM VITAE



The researcher, Misbahuddin, was born on April 19<sup>th</sup>, 1992 in Sengkang, Tempe Subdistrict, Wajo Regency, South Sulawesi. He has greatest and the best parents, Abd. Muin and St. Hajirah. He is the last child in family. He has two older sisters, Jusmawati,S.Ag and St.Hajar,S.Pd.I. His father had passed away when researcher was 6 months old.

In 1996, He started his education in TK As'adiyah No. 1 Pusat Sengkang. He spent one year in the Kindergarten. In 1997, He continued his education in SD As'adiyah No. 1 Pusat Sengkang and graduated in 2003. He continued his study in MTs. As'adiyah Putera II Pusat Sengkang and graduated in 2007. Then he continued his study in MA Nurul As'adiyah Callaccu Sengkang and graduated in 2010. In following years, He continued his study at State Islamic University (UIN) Alauddin Makassar 2010-2017.

The researcher had been trained to be independent since child. When he is still 5 years old he had been used to distribute candle ice, cake and help his mother to sell clothing. In University, he had worked as catering service, laundry service, electronics services centre. Even in 2014 before he finished his study, he had been a teacher at MTs. As'adiyah No. 43 Bontotenne. At that school, he had participated in many workshops that related with education's developing. The researcher also participates in such of organization, they are NGC, AiPi, FKMA, and IKA MANAC.