

**THE ANALYSIS OF PEDAGOGICAL COMPETENCE OF THE
ENGLISH TEACHERS' OF THE SECOND GRADE STUDENTS
AT MTs NEGERI 1 JENEPONTO IN TEACHING ENGLISH**



**A Thesis
Submitted in Partial Fulfillment of the Requirements for the Degree of
Sarjana Pendidikan in English Education Department of
Tarbiyah and Teaching Science Faculty of
UIN Alauddin Makassar**

**By:
M. SYAHRUL
Reg. Number: 20400112086**

**ENGLISH EDUCATION DEPARTMENT TARBIYAH AND
TEACHING SCIENCE FACULTY ALAUDDIN STATE
ISLAMIC UNIVERSITY
MAKASSAR
2016**

PERNYATAAN KEASLIAN SKRIPSI


Mahasiswa yang bertanda tangan di bawah ini:

Nama : M.Syahrul
NIM : 20400112086
Tempat/Tgl. Lahir : Bungung Lompoa, 14 februari 1994
Jur/Prodi/Konsentrasi : Pendidikan Bahasa Inggris
Fakultas/Program : Tarbiyah dan Keguruan
Alamat : Jl. Macanda, BTN Graha Mawang Asri-Gowa
Judul : *An Analysis of English Teachers' Pedagogic Competence in Teaching English at the Second Grade of MTsN Binamu Jeneponto*

Menyatakan dengan sesungguhnya dan penuh kesadaran bahwa skripsi ini adalah benar hasil karya sendiri. Jika di kemudian hari terbukti bahwa ini merupakan duplikat, tiruan, plagiat, atau dibuat oleh orang lain, sebagian atau seluruhnya, maka skripsi dan gelar yang diperoleh karenanya batal demi hukum.

UNIVERSITAS ISLAM NEGERI Gowa, November 2016

Penyusun,



M. Syahrul

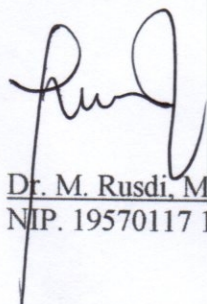
NIM: 20400112086

PERSETUJUAN PEMBIMBING

Pembimbing penulisan skripsi saudara **M. Syahrul**, NIM: 20400112086 mahasiswa Jurusan Pendidikan Bahasa Inggris pada Fakultas Tarbiyah dan Keguruan UIN Alauddin Makassar, setelah meneliti dan mengoreksi secara seksama skripsi yang bersangkutan dengan judul "*An Analysis of Teachers' Pedagogic Competence in Teaching English at the Second Grade of MTsN Binaamu Jeneponto*" memandang bahwa skripsi tersebut telah memenuhi syarat-syarat ilmiah dan dapat disetujui ke sidang munaqasah.

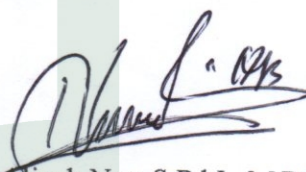
Gowa, November 2016

Pembimbing I



Dr. M. Rusdi, M.Ag.
NIP. 19570117 198203 1 001

Pembimbing II



Nur Aliyah Nur, S.Pd.I., M.Pd.
NUPN. 9920100172

UNIVERSITAS ISLAM NEGERI
ALAUDDIN
M A K A S S A R

PENGESAHAN SKRIPSI

Skripsi yang berjudul *“The Analysis Of Pedagogical Competence of the English Teachers’ Of The Second Grade Students At MTs Negeri 1 Jeneponto In Teaching English”*, yang disusun oleh saudara **M. Syahrul**, NIM: 20400112086. Mahasiswa jurusan Pendidikan Bahasa Inggris Fakultas Tarbiyah dan Keguruan UIN Alauddin Makassar, telah diuji dan dipertahankan dalam sidang *Munaqasyah* yang diselenggarakan pada hari senin, tanggal **28 November 2016 M**, bertepatan dengan **28 Rabi’ul Awwal 1438 H**, dinyatakan telah dapat diterima sebagai salah satu syarat untuk memperoleh gelar **Sarjana Pendidikan (S.Pd.)** pada Fakultas Tarbiyah dan Keguruan Jurusan Pendidikan Bahasa Inggris dengan beberapa perbaikan.


Samata-Gowa, 28 November 2016 M
28 Rabi’ul Awwal 1438 H.


DEWAN PENGUJI:

(SK. Dekan No. 8587 Tahun 2016)

Ketua	: Dr. Kamsinah. M.Pd	()
Sekretaris	: ST. Nurpahmi, S.Pd., M.Pd	()
Munaqisy I	: Dr. Muh. Yaumi, M, Hum., MA.	()
Munaqisy II	: Dr. H. Muis Said, M.Ed., M. TESOL	()
Pembimbing I	: Dr. M. Rusdi, M.Ag.	()
Pembimbinga II	: Nur Aliyah Nur, S.Pd.I., M.Pd	()

Diketahui oleh:

Dekan Fakultas Tarbiyah dan Keguruan
UIN Alauddin Makassar 


Dr. H. Muhammad Amri, Lc., M.Ag.
NIP. 19730120 200312 1 001

ACKNOWLEDGEMENT

بِسْمِ اللَّهِ الرَّحْمَنِ الرَّحِيمِ

Alhamdulillah RabbilAlamin, the researcher would like to express his deepest gratitude to the almighty Allah S.W.T. the only provider, the most merciful who gives her guidance, inspiration and good healthy for all time to conduct the writing of this thesis. Also *Shalawat* and *Salam* are always delivered to the great Prophet Muhammad saw who has brought us from the darkness to the lightness.

During the writing of the thesis, the researcher received much assistance from a number of people, for their valuable guidance, correction, suggestion, advice and golden support. Without them, the writing of this thesis would never be possibly completed. Then, the researcher would like to express the great thanks and deepst appreciation for the following people:

1. **Prof. Dr. H. Musafir Pababbari, M.Si.** as the Rector of Alauddin States Islamic University of Makassar.
2. **Dr. H. Muhammad Amri, Lc., M.Ag.** as the Dean of Tarbiyah and Teaching Science Faculty of Alauddin State Islamic University of Makassar.
3. **Dr. Kamsinah, M.Pd.I.** and **Sitti Nurpahmi, S.Pd., M.Pd.** as the Head and the Secretary of English Education Department of Tarbiyah and Teaching Science Faculty of Alauddin State Islamic University of Makassar.
4. **Dr. M. Rusdi, M. Ag.** as the first consultant and **Nur Aliyah Nur, S.Pd.I., M.Pd.** as the second consultant who had given the researcher guidance,

correction and support since the preliminary stage of manuscript until the completing of this thesis writing.

5. For my beloved parents **H. Soddin** and **Kareloe**, the researcher would express his deepest thanks to all of them, for their endless love, praying, support and motivation either morally or materially all the time for the researcher's successfulness.
6. My beloved Foetri Nurhidaya Syafi'e. thanks for her support, helping, and motivation in finishing researcher's study.
7. Classmates in English Education Department PBI 5 and 6 (Academic Year 2012), they are **Muhammad Mastura, Luke', Bosky, Herman Balong, Kyia Muda Kaharuddin. S.Pd.**, and all friends who could not be mentioned. Thanks for your friendship, togetherness during the study and suggestion to the researcher. For all people who help and those whom the researcher cannot mention one by one.

The researcher realizes that, the writing of this thesis is far from the perfectness still a simple one. Remaining errors are the researcher's own; therefore, constructive criticism and suggestions will be highly appreciated. Finally, willingly the writer prays, May all our/the efforts are blessed by Allah SWT. Amin.

Gowa, November 2016

The Researcher,

M. Syahrul
20400112086

TABLE OF CONTENTS

	Page
TITLE PAGE	i
PERNYATAAN KEASLIAN SKRIPSI	ii
PERSETUJUAN PEMBIMBING	iii
PENGESAHAN SKRIPSI	iv
ACKNOWLEDGEMENT	v
TABLE OF CONTENTS	vii
LIST OF TABLES	ix
LIST OF FIGURE	xii
LIST OF APPENDICES	xiii
ABSTRACT	xiv
CHAPTER I INTRODUCTION.....	1
A. Background	1
B. Research Problem	4
C. Research Objectives	4
D. Significances of The Research	4
E. Research Scope	5
F. Operational Definition of Terms	6
CHAPTER II REVIEW OF RELATED LITERATURE	7
A. Previous of Related Research Findings	7
B. Some Pertinents Ideas	8
1. Competence	8
2. Pedagogic	9
3. Teacher	11

CHAPTER III RESEARCH METHOD	12
A.Research Method.....	12
B.Research Participant.....	13
C.Research Instruments.....	13
D.Data Collection Procedure.....	16
E.Data Analisis Technique.....	16
CHAPTER IV FINDINGS AND DISCUSSION	33
A. Findings.....	20
1.Students' Perception on teachers' pedagogic competence in teaching English.....	20
2.Teachers' Pedagogic competence.....	35
B. Discussion.....	37
CHAPTER V CONCLUSION AND SUGGESTION	40
A.Conclusion.....	40
B.Suggestion.....	40
BIBLIOGRAPHY	42
APPENDICES	45
CURICULUM VITAE	56



LIST OF TABLES

	Page
Table 1. Interval and Category Table	19
Table 2.1 The Questionnaire percentage of number 1 <i>“Guru Bahasa Inggris anda memberi materi sesuai dengan kemampuan peserta didik”</i>	20
Table 2.2 The Questionnaire percentage of number 2 <i>“Guru Bahasa Inggris anda membantu peserta didik mengembangkan kemampuan peserta didik”</i>	21
Table 2.3 The Questionnaire percentage of number 3 <i>“Guru Bahasa Inggris anda mendorong peserta didik untuk belajar lebih giat belajar”</i>	21
Table 2.4 The Questionnaire percentage of number 4 <i>“Guru Bahasa Inggris Anda memberikan evaluasi dengan menggunakan tes yang sederhana sehingga tidak menimbulkan kesulitan bagi peserta didik”</i>	22
Table 2.5 The Questionnaire percentage of number 5 <i>“Guru Bahasa Inggris anda menerapkan teori belajar dan pembelajaran ketika mengajar”</i>	22
Table 2.6 The Questionnaire percentage of number 6 <i>“Guru Bahasa Inggris anda mampu menentukan strategi pembelajaran sesuai karakter peserta didik”</i>	23
Table 2.7 The Questionnaire percentage of number 7 <i>“Guru Bahasa Inggris anda menyampaikan kompetensi yang ingin dicapai sebelum memulai pelajaran”</i>	23
Table 2.8 The Questionnaire percentage of number 8 <i>“Guru Bahasa Inggris anda menyusun rancangan pembelajaran sesuai dengan strategi pembelajaran yang dipilih”</i>	24
Table 2.9 The Questionnaire percentage of number 9 <i>“Guru Bahasa Inggris anda mampu menata/mengatur suasana pembelajaran dengan baik”</i>	24
Table 2.10 The Questionnaire percentage of number 10 <i>“Guru Bahasa Inggris anda melaksanakan pembelajaran yang kondusif selama pelajaran berlangsung”</i>	25

Table 2.11 The Questionnaire percentage of number 11 <i>“Guru Bahasa Inggris anda melaksanakan evaluasi proses dan hasil belajar secara secara berkesinambungan dan dengan berbagai metode”</i>	25
Table 2.12 The Questionnaire percentage of number 12 <i>“Guru Bahasa Inggris anda menganalisis hasil penilaian proses dan hasil belajar untuk menentukan tingkat ketuntasan belajar”</i>	26
Table 2.13 The Questionnaire percentage of number 13 <i>“Guru Bahasa Inggris anda memanfaatkan hasil penilaian pembelajaran untuk perbaikan kualitas program pembelajaran”</i>	26
Table 2.14 The Questionnaire percentage of number 14 <i>“Guru Bahasa Inggris anda memfasilitasi peserta didik untuk pengembangan berbagai potensi akademik peserrta didik”</i>	27
Table 3.1 The Questionnaire percentage of number 1 <i>“Guru Bahasa Inggris anda memberi materi sesuai dengan kemampuan peserta didik”</i>	28
Table 3.2 The Questionnaire percentage of number 2 <i>“uru Bahasa Inggris anda membantu peserta didik mengembangkan kemampuan peserta didik”</i>	29
Table 3.3 The Questionnaire percentage of number 3 <i>“Guru Bahasa Inggris anda mendorong peserta didik untuk belajar lebih giat belajar”</i>	29
Table 3.4 The Questionnaire percentage of number 4 <i>“Guru Bahasa Inggris Anda memberikan evaluasi dengan menggunakan tes yang sederhana sehingga tidak menimbulkan kesulitan bagi peserta didik”</i>	30
Table 3.5 The Questionnaire percentage of number 5 <i>“Guru Bahasa Inggris anda menerapkan teori belajar dan pembelajaran ketika mengajar”</i>	30
Table 3.6 The Questionnaire percentage of number 6 <i>“Guru Bahasa Inggris anda mampu menentukan strategi pembelajaran sesuai karakter peserta didik”</i>	31
Table 3.7 The Questionnaire percentage of number 7 <i>“Guru Bahasa Inggris anda menyampaikan kompetensi yang ingin dicapai sebelum memulai pelajaran”</i>	31
Table 3.8 The Questionnaire percentage of number 8 <i>“Guru Bahasa Inggris anda menyusun rancangan pembelajaran sesuai dengan strategi pembelajaran yang dipilih”</i>	32

Table 3.9 The Questionnaire percentage of number 9 <i>“Guru Bahasa Inggris anda mampu menata/mengatur suasana pembelajaran dengan baik”</i>	32
Table 3.10 The Questionnaire percentage of number 10 <i>“Guru Bahasa Inggris anda melaksanakan pembelajaran yang kondusif selama pelajaran berlangsung”</i>	33
Table 3.11 The Questionnaire percentage of number 11 <i>“Guru Bahasa Inggris anda melaksanakan evaluasi proses dan hasil belajar secara secara berkesinambungan dan dengan berbagai metode”</i>	33
Table 3.12 The Questionnaire percentage of number 12 <i>“Guru Bahasa Inggris anda menganalisis hasil penilaian proses dan hasil belajar untuk menentukan tingkat ketuntasan belajar”</i>	34
Table 3.13 The Questionnaire percentage of number 13 <i>“Guru Bahasa Inggris anda memanfaatkan hasil penilaian pembelajaran untuk perbaikan kualitas program pembelajaran”</i>	34
Table 3.14 The Questionnaire percentage of number 14 <i>“Guru Bahasa Inggris anda memfasilitasi peserta didik untuk pengembangan berbagai potensi akademik peserrta didik”</i>	35

LIST OF FIGURE

Page

Figure 1. Component in data analysis	16
--	----



LIST OF APPENDICES

	Page
APPENDIX A: The Row Score of Students' Answering of each number grade VIII A-H.....	46
APPENDIX B: The Row Score of Students' Sum of each item Grade VIII A-F	50
APPENDIX C: The Row Score of Students' Sum of each item Grade VIII G-H	51
APPENDIX D: The Observation List	52
APPENDIX E: List of Interview.....	53
APPENDIX F: List of Questionnaire.....	54



ABSTRACT

Name : M. Syahrul
Reg. Number : 20400112086
Title : *The Analysis Of Pedagogical Competence of the English Teachers' Of The Second Grade Students At MTs Negeri 1 Jeneponto In Teaching English*
Consultant I : Dr. M. Rusdi. M.Ag.
Consultant I : Nur Aliyah Nur, S.Pd.I., M.Pd.

The research aims at knows the pedagogical competence of in Teaching English at the Second Grade students of MTsN Binamu Jeneponto and to analyzis the students perspectives on the teachers' pedagogical.

This research used Descriptive qualitative in acquiring the result of interview which was used to find wether the teachers' pedagogical competence in Teaching English that affected teachers easier in teaching English. Also, the researcher used Descriptive quantitative in acquiring the result of questionnaire, which aims to find out the second grade students of MTsN Binamu perception of teachers pedagogic competence in learning English.

The subject of this research were the second grade students of MTsN Binamu which consisted of 360 students and the English teachers of MTsN Binamu Jeneponto which consist of 4 teachers. the sample of the research consisted of 120 students which were taken randomly, 15 students of each class and the sample of teachers were 2 teachers.

There were three kinds of instruments in this research; they were observation, interview, and questionnaire. The observation was used to see the process of teaching English and learning English in the class, and the interview was used to find out the teachers pedagogic competence in teaching English at the second grade of MTsN Binamu Jeneponto. Also, the questionnaire was used to know how was the second grade students' of MTsN Binamu Jeneponto perception on teachers' pedagogic competence in teaching English.

The findings of this research showed that the score of students' perception on teachers' pedagogical competence in teaching English were 31 including medium category. In addition, the teachers' pedagogic competence were very good in teaching English at the second grade students of MTsN Binamu Jeneponto.

Based on the results of this research, the researcher suggested to the teachers that they should try to improve their strategy and competence when teachin in the class. In addition, they also should use some interest method so that the students can be more interested in learning English.

CHAPTER I

INTRODUCTION

A. Background

Teachers are people who are very influential in the teaching-learning process. Teachers' roles and responsibilities in education are very heavy and hard. Therefore, teachers should really bring their students to the learning objectives to be achieved. Teachers must be able to influence their student. Considering with this description, it is important for teachers to be competent.

As stated previously, the researcher has conducted observations in MTsN Binamu Jeneponto about Teaching English Foreign Language (TEFL) lesson to one of the English teachers at the school. The researcher found some troubles that are being faced by the English teacher in giving English materials in the class. The main problems are: not using English while teaching; not using appropriate method, focusing only on the book instruction, and just giving the learners assignments without giving explanation in advance.

As aforementioned, the success of teaching and learning process is not just about whether the teachers use English or not. However, the teachers' knowledge of learning method is also an essential thing to be mastered. In fact, only few of English teachers who figure out what the teaching method actually is. They only use one or three methods of learning for one semester even in a single academic year, such as GTM (Grammar-Translation Method) and speech method. Such case was also experienced by the researcher as a student in senior high school, MAN Binamu Jeneponto.

Next, the researcher also experienced a different case when studying in MAN Binamu Jenepono. The English teacher focused only on the book instruction most of the time without try to develop and giving clear explanations regarding to the materials being taught. Such condition was simultaneously done by the English teacher. Consequently, the case made the learners feel bored to study English as the result of lacking the creativity during the class.

Therefore, The English teacher did not explain the English materials being taught in the class so that the learners cannot understand the materials well. As a result, it has two possibilities why the English teacher did not explain the materials to the learners until the teacher just gives them assignments to do. First, the English teacher perhaps understands the materials but does not know how to deliver it. Second, the teacher really does not know the materials moreover to explain it. If one of the problems is experienced by the English teacher, it means that the teacher is not professional in teaching yet.

A professional teacher is a person who has the ability and expertise in the field of teacher or in other words he has educated and trained well. Comprehension is educated and trained to master the various strategies or techniques in teaching and learning activities and master the foundations of education as contained within the competence of teachers. In the present situation the duty and responsibility of teachers in professional development seems not many do. The most prominent is only the duties and responsibilities as a teacher and administrator class. In this connection, Sudjana (2011: 19-20)

states that essentially served as a teacher competency of teachers, counselors, as well as class administrator.

Furthermore, according to the Law of Indonesia (2005:14) about teacher and lecturer in section 1, subsection 10, mentioned that “Competence (capability) is a set of knowledge, competence, and behavior that must be belonged to, inspired, mastered by teacher or lecturer in carrying out the task of professionalism”. Whereas, there are English teachers that seem rather forcing the learners on learning and it makes the learners pretty afraid of learning English. Furthermore, there is also still an English teacher not confident in facing the learners in class when explaining or presenting the materials

Well, For the problems and reasons stated previously, the researcher wants to obtain the valid data by conducting a research about English teachers’ competence. It is carried out by the researcher to obtain the accurate data in order to conclude whether the English teachers in common already have had a credible competence or just on the contrary. Finally, the researcher is interested in conducting a research entitled: *“An Analysis of Teachers’ Pedagogic Competence in Teaching English at the Second Grade of MTsN Binamu Jeneponto.”*

B. Research Problem

Analyzing the teacher pedagogic competence in Teaching English is the main problem of this research. In order to get complete and clear data about it, the researcher formulates the research questions as follows:

1. How was the pedagogical competence of English Teachers of The Second Grade students at MTsN Binamu Jenepono in teaching English?
2. How are the students perspectives on the teachers' pedagogical competence?

C. Research Objectives

The research aims to analyze the teacher pedagogic competence in teaching English with the following research objectives:

1. To know the the teachers' pedagogical competence in Teaching English at the The Second Grade students of MTsN Binamu Jenepono
2. To analyze the students perspectives on the teachers' pedagogical competence

D. Research Significance

In this research, the researcher is expected to give significant contribution in key terms of theoretical and practical as follows:

1. Theoretical Significance

This research was expected to have a significant contribution for the development of the teachers' pedagogic competences theory especially for the English teachers.

2. Practical Significance

a. Significance for the students

So that learners were able to achieve mastery learn optimally so as to achieve a proud achievement.

b. Significance for the teachers

To understand the phenomenon systematically education, provide clues about which should be implemented in educating and as an opportunity to make corrections to themselves in implementing the learning in the classroom.

c. Significance for the Institution

This researcher was expected to be a reference for university to pay more attention to their students' quality in teaching as the next teachers.

E. Research Scope

English teachers have to master at least four competences in teaching namely: pedagogic competence, personal competence, social competence, and professional competence.

In this research, the researcher focuses on the teacher toward the pedagogic competence in teaching. The basic pedagogical competence As the Kemendikbud MIFA Operator (2014), the English teachers' pedagogic competence talks about the English teachers competence in: understanding the learners, mastery the learning theories and the educated principles of learning, developing the curriculum, developing the learners' potential, communicating with the learners, and implementing assessment with all techniques and kinds.

F. Operational Definition Of Terms

This research was entitled “*An Analysis of Teachers’ Pedagogic Competence in Teaching English at The Second Grade of MTsN Binamu Jeneponto*”. In order to know the term used in this research, clearly the researcher defines those term as follows:

1. Analysis

Analysis is an action in which there are several activities such as decomposition, differentiation and sorting something then classified based on certain criteria then searched terms and assessed its meaning.

2. Pedagogic Competence

Pedagogical competence is the ability of teachers in the management of education of students, including understanding of the learners, the design and implementation of learning, evaluation of learning outcomes, and the development of diverse learners to actualize their potential.

3. Teacher

Teacher is one of the professions that are certified by the government that is owned by someone whose main job which is to teach, besides educating, guiding, directing, train, assess and evaluate students.

CHAPTER II

RIVIEW OF RELATED LITERATURE

A. Some Previous Research Findings

Ahmad and Setyaningsih (2012) have researched about “Teacher Professionalism: A Study on teachers’ Professional and Pedagogic Competencies at Junior, Senior, And Vocational High Schools in Banyumas Regency, Central Java, Indonesia.” This paper discusses teachers’ professionalism. These teachers’ competencies are summarized in four competencies, namely professional competency, pedagogical competence, personal comperencies, and sosial competence, This study focused on both teachers’ professional and pedagogic competences. This study was carried out to research teachers’ of Junior, Senior, and Vocational High School in Banyumas Regency, Central Java, Indonesia.

Setyarahajoe and Irtanto (2013) have researched similar matter entitled “The Competency of Teachers as Human Resourses at Senior High School, in Kediri, East Java, Indonesia”. The result of this research shows that the rate of teachers’ competencies has satisfactorily in line with standard categories, especially the pedagogic, personal, professional, and sosial competencies. Off the four competencies stated previously, the weakness existed especially in professional competency that concerns an indicator of scientific writing.

In order to be able to teach effectively, teachers must be able to provide more learning opportunities for students both in the quality and quantity. These can be done by involving students actively in learning. Teachers must be able to

show seriousness in teaching so that they can encourage students interest and motivation to learn. To increase the quality of teaching, teachers are advised to professionally develop teaching program planning, deliver instruction in terms of teaching and learning interactions by using the arts of teaching that are satisfactory, full of confidence and high spirit of teaching. They have then to conduct process and result learning evaluation. These will show a part of professional teacher attitude needed in the globalization era. Teachers are to make efforts that what they deliver to students are acceptable and applicable to learners or students

According to Subroto (1983), factors attached to teachers affecting the teaching and learning programs are personality, material mastery, classroom management, ways of teacher talk, ways of creating classroom situation, concerns for individual principles, openness, collaboration, responsiveness to innovation, willingness and ability to carry out learning experiments.

Based on some of the above opinions the researcher deduced. A teacher must master the four competencies, namely professional competence, pedagogical, personal competence and social competence.

B. Some Pertinent Ideas

1. Competence

According to Mulyasa (2009), competence is a combination of knowledge, skills, values and attitudes which are reflected in the habit of thinking and acting. In the teaching system, competencies are used to describe the ability of professionalism in which the ability to demonstrate the knowledge

and the conceptualization in a higher level. These competencies can be acquired through education, training and other appropriate experience level of competence.

According to the Law number 14 year 2005 about teacher and lecturer in section 1, subsection 10, mentioned “Competence (capability) is a set of knowledge, competence, and behaviour that must be belonging to, inspired, mastered by teacher or lecturer in carrying out the task of professionalism”.

Meanwhile, according to the decree of Diknas no. 45 / U / 002 Competency is a set of intelligent action and the full responsibilities of a person as a condition to be considered capable by the public in carrying out tasks in certain occupations.

According to Littrell Competence is the mental and physical strength to perform tasks or skills learned through training and practice. Meanwhile, according to Samana that competence is the ability displayed by teachers in implementing its obligations provide educational services to the community.

From some definitions above, the definition of competence in this research is a set of mastery of abilities, skills, values, and attitudes that must be owned, lived, and controlled by the English teacher that come from education and experience that can perform their teaching duties in a professional manner

2. Pedagogic

Corresponding to the *Rule of Government* NO. 19 Year 2005 about the National Education Standar section 28, subsection 3 explained the definition of the pedagogic and professional competence. The pedagogic competences is the

ability to manage the teaching learning process includes the understanding of learners, lesson design of learning, evaluation of learning outcomes, and the development of learners to actualize their competence.

The Association for the Professional Quality of Teachers, SBL, (2004) mentioned that a pedagogically competent teacher offers the students a safe learning-and working environment, where they find their hold and a structure for social, emotional and moral development. He/she makes sure that the students:

- 1) know that they belong, that they are welcome and appreciated
- 2) treat each other in a respectful manner and are challenged to take responsibility for one another
- 3) can take initiatives and can work autonomously
- 4) Learn to discover their affinities and ambitions, and from there make their choices for study and career.

As the definition above, the definition of pedagogic competence in this research can be defined that “the pedagogic competence of an English teacher consists of: understanding to learners, mastery the learners theories and aducated principles of learning, developing the curriculum, developing the learners potential, communicating to the learners, and implementing assesment with all technics and kinds. All aspects will be analysed wheter the English teachers do them all or not.

3. Teacher

In the Great Dictionary of Indonesian teachers understood as a person who works in university teaching school, building a place of learning, colleges, high schools and universities.

In Act number 14 of 2005 article 1, paragraph 1 states Teachers are professional educators with the primary task of educating, teaching, guiding, directing, train, assess and evaluate students on early childhood education, formal education, primary education and secondary education.

Teacher are people who are very influential in the teaching-learning process. Therefore, teachers should really bring their students to the objectives to be achieved. Teacher must be Teachers must be able to influence their students. Teachers must be visionary and authoritative. Authoritative teachers are those having sincerity, power, and something that can give impression and influence (Wijaya, et al, 1992). Teachers also play important roles in improving school effectiveness. Macbeath and Mortimore (2001:9) supports this by saying that "the individual classroom and the individual teacher provide a useful starting point for examining effectiveness".

CHAPTER III

RESEARCH METHOD

A. Research Method

1. Research Design

This research applied descriptive method. It being qualitative and quantitative approach by using descriptive design. Margono (2010:8): Descriptive research is a research method that seeks to provide a systematic and careful with the actual facts and the nature of certain populations which aims to solve the actual problems faced now and collect data or information to be arranged, described, and analyzed.

In a commentary Sugiono (2012: 15) argues that qualitative research is often called the method of naturalistic because of research done on the condition that the natural (natural setting), also known as ethnography, because initially this method is more widely used for research in the field of cultural anthropology, also called qualitative methods for the data collected and analysis is more qualitative.

In finding the right data on An Analysis of Teachers' pedagogic Competence in Teaching English at The Second Grade of MTsN Binamu Jeneponto, researcher will use collecting data techniques through observation, interviews and questionnaires divide. Furthermore, to analyze the data that have been collected since the beginning of the study until the end of the study with the technique of data reduction, data presentation and conclusion.

Researcher conducted observations in every class when learning English takes place. Then, the researcher processed data by using statistics. The results of process data was described by investigators using descriptive design.

2. Research Variable

The variable was anything that shaped what defined by the researchers to be studied in order to obtain information about it, then drawn conclusions. This research only have one variable, namely *Teachers' Pedagogic Competence*.

B. Research Subject

This research subject is an English teacher at class VIII MTsN Binamu. This research will be conducted at the teacher because researcher wants to find out directly how is the practice of pedagogical competence of teachers when teaching in the classroom so that researcher can get the real data.

Furthermore, the researcher chooses this place because the researcher is the alumnus of the school that researcher knows the state of English teachers in the school. In addition, the researcher hopes that the results of this research can be a reference for English teachers at the school to further enhance learning practices in primary class about teacher pedagogical competence.

C. Research Instrument

1. Observation

According to Margono, S (2003: 158-159), observation is a scientific method which is defined as observation through focusing on an object by using the senses. Observation is defined as the systematic observation and recording

of the symptoms that appear on the object of research, observation and paint are made for the object in a place or event occurred.

The terms of the observations are used in free forms do not need no answer but noted what is appeared to be supported results of this research that includes taking the form of participants and non-participants. Participant observation is used to know the effectiveness of teachers in the process of delivering materials in classroom. While non-participants, the researcher focus on learning outcomes of students.

2. Interview

Interview is a tool to gather information by asking a number of questions orally to be answered verbally anyway by direct contact or face-to-face with resources (informant). The interview is a question and answer verbally between two or more people directly. This interview is conducted by using interview guide that contains instructions outlined in principal with the intention to ask the principal planned to be covered entirely.

In this case the researcher will use a structured interview as the research instrument, therefore, doing interviews, the researcher will set up an instrument in the form of a question the answer to written questions at the ready alternative to making it easier for researcher to do the recording.

The purpose of the interviews in this study to obtain data, information related to teachers' pedagogical competence of English Education at the students of class VIII MTsN Binamu Jeneponto

3. Questionnaire

Questionnaire is a number of written questionnaires that use to get information from the respondent about their self-report or things they known.

The questionnaire that used in this research is closed questionnaire because the respondents give their opinion toward the question/statement by choosing the available answer. A questionnaire be said to be a direct questionnaire if the question list, send directly to the respondent or asked the respondent to tell about his/her condition about something. So the closed direct questionnaire is a statement or question that should be responded itself by choosing the available answer.

Every question or statement in the questionnaire has four answer choices. The answer from the respondent written by giving the checklist on the available questionnaire., they are always, often, sometimes, never. The collect questionnaire from the respondent get a score based on the fixed assessment system. These are asesment score to eache answer from the respondent:

Alternative Answer	Assessment answer
Always	4
Often	3
Sometimes	2
Never	1

D. Data Collection Procedure

Data collections procedures use in this study were:

1. Researcher observed some English teachers, while teaching English in the classroom.
2. Researcher gave a questionnaire to students as respondents to obtain the data, this questionnaire contains some statements in measuring the ability of pedagogical competence of teachers
3. Researcher interviewed English teachers about their perceptions of the pedagogical competence of English teachers in their teaching.

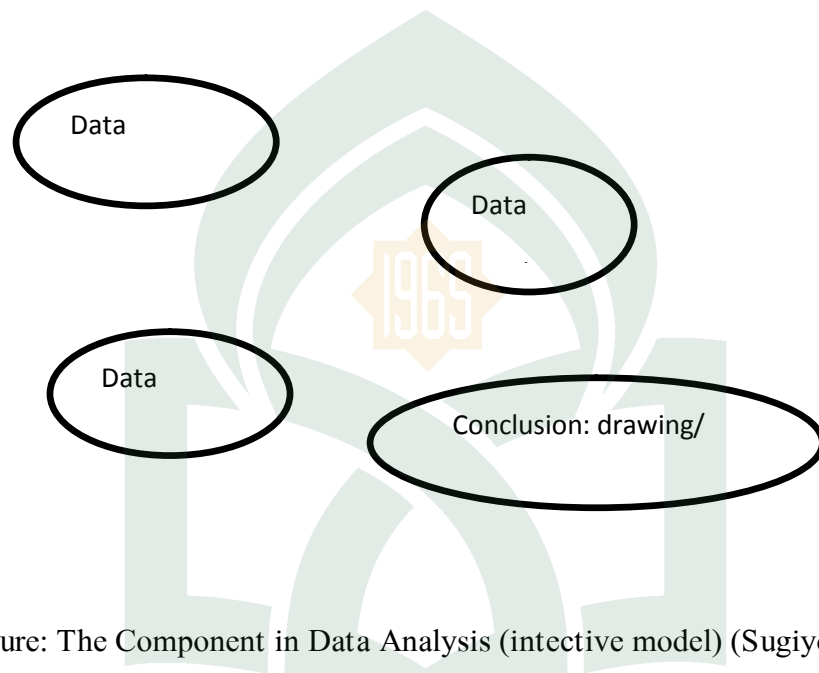
E. Data Analysis Technique

1. Qualitative Data

According to Bogdan, data analysis is the process of systematically searching and arranging the interview script, field notes, and other materials that you accumulate to increase your own understanding of them and to enable you to present what you have discovered to others (Sugiyono, 2014: 334). After the researcher collects the data, the researcher analyzes it by using descriptive analysis which involved the description and interpretation of the data. So, the data collected of this research was described and interpreted into own sentences.

Data analysis in qualitative research, carried out at the time of data collection takes place, and after the completion of data collection in a particular period. According to Miles and Huberman (1984), suggests that activity in the

qualitative data analysis performed interactively and runs continuously until complete, so that the data is already saturated. Activities in the data analysis, namely data reduction, display data, and the data conclusion drawing / verification. As in the picture below:



Picture: The Component in Data Analysis (intective model) (Sugiyono:2014)

2. Quantitative Data

Arikunto (2002) mentions that the steps of data analysis are:

a. Tabulation

Tabulation in this research means grouping activities into a table frequency to ease the researcher in analysing the data. The tabulation activities are *coding* and *scoring*.

1. *Coding* is giving code at every single edited data.

2. *Scoring* is giving score into every single answer of the respondent to obtain the quantitative data for scoring. This research is using Likert Scale. The

answer modification is SS=4, S=3, KK=2, and TP=1. After gaining the data from the students, the answer then is converted from SS = sangat sering to SB = sangat baik, S = sering to B = baik, KK= kadang-kadang to TB = tidak baik, and TP= tidak pernah to STB = sangat tidak bagus. The researcher intervenes the answer category to keep the appropriateness with the English teachers' pedagogic competence.

b. The Data Application adjusted to the research approach

After that, the next step is description of analyzing the errors. The researcher will use descriptive analysis technique to describe errors in the table percentage, and the formula is as follows:

1. Percentage

$$P = \frac{f}{N} \times 100\%$$

Where:

P = Percentage

f = Frequency

N = The total respondent

(Sudjana, 2004: 130)

2. Mean Score

Calculate the mean score of students by using the formula.

$$\bar{X} = \frac{\sum X}{N}$$

Where:

\bar{X} : Mean score

$\sum X$: Sum of all scores

N : Total number of subject.

(Sugiyono, 2014:49)

This formula was used by the researcher to analyze the questions include in the questionnaire to find out the average count of all numbers of the questions.

According to Simamora (2004), the formula of interval scale was:

Table 1
Interval and Category table

Interval	Category
42,1 – 50	Sangat Tinggi (ST)
34,1 – 42	Tinggi (T)
26,1 – 34	Sedang (S)
18,1 – 26	Rendah (R)
10 – 18	Sangat Rendah (SR)

CHAPTER IV FINDINGS AND DISCUSSIONS

Data on Teachers' Pedagogic Competence in Teaching English obtained through a questionnaire The students' questionnaire of Teachers' Pedagogic Competence has four alternatives that are *Strongly Agree*, *Sometimes*, and *Never*. Here were the findings of research that researcher get after doing research at class VIII A-F consisted of 90 students for the First teacher (Zahratul Aini, SS) and VIII G-H for the Sceond Teacher (Sutriani, S.Pd.) students of MTsN Binamu Jeneponto.

A. Findings

1. Students' Perception on Teachers' Pedagogic Competence

- a.) Sum of questionnaire about Students' perception on Teachers' Pedagogic Competence (The first teacher) that taught in class VIII A-F (consisted of 90 students). In analyze the questionnaires, the researcher used the formulas as follow:

Table 2.1
The Questionnaire percentage of Number 1
"Guru Bahasa Inggris anda memberi materi sesuai dengan kemampuan peserta didik"

No	Category	Frequent	Percentage
1	Strongly Agree	20	22%
2	Agree	26	29%
3	Sometimes	37	41%
4	Never	7	8%
Total		90	100%

The data is about “*strongly Agree* 20 (22%) the respondent who answered *Agree* 26 (29%), respondent who answer *Sometimes* 37 (41%) and who answer *Never* 7 (8 %)”. The data shows that the respondents who answer *Sometimes* are more frequent.

Table 2.2
The Questionnaire percentage of Number 2
 “*Guru Bahasa Inggris anda membantu peserta didik mengembangkan kemampuan peserta didik*”

No	Category	Frequent	Percentage
1	Strongly Agree	46	51%
2	Agree	32	35%
3	Sometimes	6	7%
4	Never	0	
Total		84	93%

The data is about “*Strongly Agree* 46 (51%) the respondent who answered *Agree* 32 (35%), respondent who answer *Sometimes* 6 (7%) and none who answer *Never*. The data shows that the respondents who answer *Strongly Agree* are more frequent.

Table 2.3
The Questionnaire percentage of Number 3
 “*Guru Bahasa Inggris anda mendorong peserta didik untuk belajar lebih giat belajar*”

No	Category	Frequent	Percentage
1	Strongly Agree	13	14,4%
2	Agree	30	33,%
3	Sometimes	38	42,2%
4	Never	9	10%
Total		90	100%

The data is about “*Strongly Agree* 13 (14%) the respondent who answered *Agree* 30 (33%), respondent who answer *Sometimes* 38 (42%)

and who answer *Never* 9 (10%). The data shows that the respondents who answer *Sometimes* are more frequent.

Table 2.4
The Questionnaire percentage of Number 4

“Guru Bahasa Inggris Anda memberikan evaluasi dengan menggunakan tes yang sederhana sehingga tidak menimbulkan kesulitan bagi peserta didik”

No	Category	Frequent	Percentage
1	Strongly Agree	7	8%
2	Agree	16	18%
3	Sometimes	15	17%
4	Never	51	57%
Total		89	100%

The data is about “*strongly Agree* 7 (8%) the respondent who answered *Agree* 16 (18%), respondent who answer *Sometimes* 15 (17%) and who answer *Never* 51 (57%)”. The data shows that the respondents who answer *Never* are more frequent.

Table 2.5
The Questionnaire percentage of Number 5

“Guru Bahasa Inggris anda menerapkan teori belajar dan pembelajaran ketika mengajar”

No	Category	Frequent	Percentage
1	Strongly Agree	13	14%
2	Agree	29	32%
3	Sometimes	29	32%
4	Never	19	21%
Total		90	100%

The data is about “*strongly Agree* 13 (14%) the respondent who answered *Agree* 29 (32%), respondent who answer *Sometimes* 29 (32%) and who answer *Never* 19 (21%)”. The data shows that the respondents who answer *agree* and *Sometimes* are equal.

Table 2.6
The Questionnaire percentage of Number 6
“Guru Bahasa Inggris anda mampu menentukan strategi pembelajaran sesuai karakter peserta didik”

No	Category	Frequent	Percentage
1	Strongly Agree	5	6%
2	Agree	5	6%
3	Sometimes	27	30%
4	Never	53	59%
Total		90	100%

The data is about “*strongly Agree* 5 (6%) the respondent who answered *Agree* 5 (6%), respondent who answer *Sometimes* 27 (30%) and who answer *Never* 53 (59 %)”. The data shows that the respondents who answer *Never* are more frequent.

Table 2.7
The Questionnaire percentage of Number 7
“Guru Bahasa Inggris anda menyampaikan kompetensi yang ingin dicapai sebelum memulai pelajaran”

No	Category	Frequent	Percentage
1	Strongly Agree	31	34%
2	Agree	28	31%
3	Sometimes	27	30%
4	Never	4	5%
Total		90	100%

The data is about “*strongly Agree* 31 (34%) the respondent who answered *Agree* 28 (31%), respondent who answer *Sometimes* 27 (30%) and who answer *Never* 4 (5 %)”. The data shows that the respondents who answer *Strongly Agree* are more frequent.

Table 2.8
The Questionnaire percentage of Number 8
“Guru Bahasa Inggris anda menyusun rancangan pembelajaran sesuai dengan strategi pembelajaran yang dipilih”

No	Category	Frequent	Percentage
1	Strongly Agree	11	12%
2	Agree	21	23%
3	Sometimes	35	38%
4	Never	22	24%
		90	100%

The data is about “*strongly Agree* 11 (12%) the respondent who answered *Agree* 21 (23%), respondent who answer *Sometimes* 35 (38%) and who answer *Never* 22 (24 %)”. The data shows that the respondents who answer *Sometimes* are more frequent.

Table 2.9
The Questionnaire percentage of Number 9
“Guru Bahasa Inggris anda mampu menata/mengatur suasana pembelajaran dengan baik”

No	Category	Frequent	Percentage
1	Strongly Agree	45	50%
2	Agree	17	19%
3	Sometimes	15	17%
4	Never	12	13%
Total		90	100%

The data is about “*strongly Agree* 45 (50%) the respondent who answered *Agree* 17 (19%), respondent who answer *Sometimes* 15 (17%) and who answer *Never* 12 (13 %)”. The data shows that the respondents who answer *Sometimes* are more frequent.

Table 2.10
The Questionnaire percentage of Number 10
“Guru Bahasa Inggris anda melaksanakan pembelajaran yang kondusif selama pelajaran berlangsung”

No	Category	Frequent	Percentage
1	Strongly Agree	14	16%
2	Agree	10	11%
3	Sometimes	23	26%
4	Never	42	47%
Total		90	100%

The data is about “*strongly Agree* 14 (16%) the respondent who answered *Agree* 10 (11%), respondent who answer *Sometimes* 23 (26%) and who answer *Never* 42 (47 %)”. The data shows that the respondents who answer *Never* are more frequent.

Table 2.11
The Questionnaire percentage of Number 11
“Guru Bahasa Inggris anda melaksanakan evaluasi proses dan hasil belajar secara secara berkesinambungan dan dengan berbagai metode”

No	Category	Frequent	Percentage
1	Strongly Agree	20	22%
2	Agree	22	24%
3	Sometimes	18	20%
4	Never	30	33%
Total		90	100%

The data is about “*strongly Agree* 20 (22%) the respondent who answered *Agree* 22 (24%), respondent who answer *Sometimes* 18 (20%) and who answer *Never* 30 (33 %)”. The data shows that the respondents who answer *Never* are more frequent.

Table 2.12

The Questionnaire percentage of Number 12

“Guru Bahasa Inggris anda menganalisis hasil penilaian proses dan hasil belajar untuk menentukan tingkat ketuntasan belajar”

No	Category	Frequent	Percentage
1	Strongly Agree	11	12%
2	Agree	19	21%
3	Sometimes	36	40%
4	Never	23	25%
Total		90	100%

The data is about “*strongly Agree* 11 (12%) the respondent who answered *Agree* 19 (21%), respondent who answer *Sometimes* 36 (40%) and who answer *Never* 23 (25%)”. The data shows that the respondents who answer *Sometimes* are more frequent.

Table 2.13

The Questionnaire percentage of Number 13

“Guru Bahasa Inggris anda memanfaatkan hasil penilaian pembelajaran untuk perbaikan kualitas program pembelajaran”

No	Category	Frequent	Percentage
1	Strongly Agree	18	20%
2	Agree	26	29%
3	Sometimes	24	27%
4	Never	17	19%
Total		90	100%

The data is about “*strongly Agree* 18 (20%) the respondent who answered *Agree* 26 (29%), respondent who answer *Sometimes* 24 (24%) and who answer *Never* 17 (19%)”. The data shows that the respondents who answer *Agree* are more frequent.

Table 2.14
The Questionnaire percentage of Number 14
“Guru Bahasa Inggris anda memfasilitasi peserta didik untuk pengembangan berbagai potensi akademik peserrta didik”

No	Category	Frequent	Percentage
1	Strongly Agree	10	11%
2	Agree	12	13%
3	Sometimes	40	44%
4	Never	26	29%
Total		90	100%

The data is about “*strongly Agree* 10 (11%) the respondent who answered *Agree* 12 (13%), respondent who answer *Sometimes* 40 (44%) and who answer *Never* 26 (29%)”. The data shows that the respondents who answer *Sometimes* are more frequent.

Based on mean score about students’ perception on the First English teacher pedagogic competence in teaching English was 31 including *medium category*.

- b.) Sum of questionnaire about students’ perception on Teachers’ Pedagogic Competence (second teacher) that taught in class VIII G-H (consisted of 30 students). In analyze the questionnaires, the researcher used the formulas as follow:

Table 3.1
The Questionnaire percentage of Number 1
“Guru Bahasa Inggris anda memberi materi sesuai dengan kemampuan peserta didik”

No	Category	Frequent	Percentage
1	Strongly Agree	25	83
2	Agree	3	10
3	Sometimes	2	7
4	Never	0	0
Total		30	100%

The data is about “*strongly Agree* 25 (83%) the respondent who answered *Agree* 3 (10%), respondent who answer *Sometimes* 2 (7%) and none answer *Never*. The data shows that the respondents who answer *Strongly Agree* are more frequent.

Table 3.2
The Questionnaire percentage of Number 2
“Guru Bahasa Inggris anda membantu peserta didik mengembangkan kemampuan peserta didik”

No	Category	Frequent	Percentage
1	Strongly Agree	18	60
2	Agree	10	33
3	Sometimes	2	7
4	Never	0	0
Total		30	100%

The data is about “*Strongly Agree* 18 (60%) the respondent who answered *Agree* 10 (33%), respondent who answer *Sometimes* 2 (7%) and none who answer *Never*. The data shows that the respondents who answer *Strongly Agree* are more frequent.

Table 3.3
The Questionnaire percentage of Number 3
“Guru Bahasa Inggris anda mendorong peserta didik untuk belajar lebih giat belajar”

No	Category	Frequent	Percentage
1	Strongly Agree	15	50
2	Agree	8	27
3	Sometimes	6	20
4	Never	1	3
Total		30	100%

The data is about “*Strongly Agree* 15 (50%) the respondent who answered *Agree* 8 (27%), respondent who answer *Sometimes* 6 (20%) and who answer *Never* 1 (3%). The data shows that the respondents who answer *Strongly Agree* are more frequent.

Table 3.4
The Questionnaire percentage of Number 4
“Guru Bahasa Inggris Anda memberikan evaluasi dengan menggunakan tes yang sederhana sehingga tidak menimbulkan kesulitan bagi peserta didik”

No	Category	Frequent	Percentage
1	Strongly Agree	10	33
2	Agree	9	30
3	Sometimes	2	7
4	Never	9	30
Total		30	100%

The data is about “*strongly Agree* 10 (33%) the respondent who answered *Agree* 9 (30%), respondent who answer *Sometimes* 2 (7%) and who answer *Never* 9 (30%)”. The data shows that the respondents who answer *Strongly Agree* are more frequent.

Table 3.5
The Questionnaire percentage of Number 5
“Guru Bahasa Inggris anda menerapkan teori belajar dan pembelajaran ketika mengajar “

No	Category	Frequent	Percentage
1	Strongly Agree	15	50
2	Agree	8	27
3	Sometimes	6	20
4	Never	1	3
Total		30	100%

The data is about “*strongly Agree* 15 (50%) the respondent who answered *Agree* 8 (27%), respondent who answer *Sometimes* 6 (20%) and who answer *Never* 1 (3%)”. The data shows that the respondents who answer *Strongly Agree* are more frequent.

Table 3.6
The Questionnaire percentage of Number 6
“Guru Bahasa Inggris anda mampu menentukan strategi pembelajaran sesuai karakter peserta didik”

No	Category	Frequent	Percentage
1	Strongly Agree	5	17
2	Agree	4	13
3	Sometimes	9	30
4	Never	12	40
Total		30	100%

The data is about “*strongly Agree* 5 (17%) the respondent who answered *Agree* 4 (13%), respondent who answer *Sometimes* 9 (30%) and who answer *Never* 12 (40%)”. The data shows that the respondents who answer *Never* are more frequent.

Table 3.7
The Questionnaire percentage of Number 7
“Guru Bahasa Inggris anda menyampaikan kompetensi yang ingin dicapai sebelum memulai pelajaran ”

No	Category	Frequent	Percentage
1	Strongly Agree	22	73
2	Agree	8	27
3	Sometimes	0	0
4	Never	0	0
Total		30	100%

The data is about “*strongly Agree* 22 (73%) the respondent who answered *Agree* 8 (27%), none respondent who answer *Sometimes* and who answer *Never* The data shows that the respondents who answer *Strongly Agree* are more frequent.

Table 3.8
The Questionnaire percentage of Number 8
“Guru Bahasa Inggris anda menyusun rancangan pembelajaran sesuai dengan strategi pembelajaran yang dipilih ”

No	Category	Frequent	Percentage
1	Strongly Agree	8	27%
2	Agree	4	13%
3	Sometimes	10	33%
4	Never	8	27%
Total		30	100%

The data is about “*strongly Agree* 8 (27%) the respondent who answered *Agree* 4 (13%), respondent who answer *Sometimes* 10 (33%) and who answer *Never* 8 (13 %)”. The data shows that the respondents who answer *Sometimes* are more frequent.

Table 3.9
The Questionnaire percentage of Number 9
“Guru Bahasa Inggris anda mampu menata/mengatur suasana pembelajaran dengan baik”

No	Category	Frequent	Percentage
1	Strongly Agree	26	87%
2	Agree	2	7%
3	Sometimes	0	0%
4	Never	2	7%
Total		30	100%

The data is about “*strongly Agree* 26 (87%) the respondent who answered *Agree* 2 (7%), none respondent answer *Sometimes* and who answer *Never* 2 (7%)”. The data shows that the respondents who answer *Strongly Agree* are more frequent.

Table 3.10
The Questionnaire percentage of Number 10
“Guru Bahasa Inggris anda melaksanakan pembelajaran yang kondusif selama pelajaran berlangsung”

No	Category	Frequent	Percentage
1	Strongly Agree	16	53%
2	Agree	8	27%
3	Sometimes	2	7%
4	Never	4	13%
Total		30	100%

The data is about “*strongly Agree* 16 (53%) the respondent who answered *Agree* 8 (27%), respondent who answer *Sometimes* 2 (7%) and who answer *Never* 4 (13%)”. The data shows that the respondents who answer *Strongly Agree* are more frequent.

Table 3.11
The Questionnaire percentage of Number 11
“Guru Bahasa Inggris anda melaksanakan evaluasi proses dan hasil belajar secara secara berkesinambungan dan dengan berbagai metode”

No	Category	Frequent	Percentage
1	Strongly Agree	14	47%
2	Agree	2	7%
3	Sometimes	8	27%
4	Never	6	20%
Total		30	100%

The data is about “*strongly Agree* 14 (47%) the respondent who answered *Agree* 2 (7%), respondent who answer *Sometimes* 8 (27%) and who answer *Never* 6 (20 %)”. The data shows that the respondents who answer *Strongly Agree* are more frequent.

Table 3.12
The Questionnaire percentage of Number 12
“Guru Bahasa Inggris anda menganalisis hasil penilaian proses dan hasil belajar untuk menentukan tingkat ketuntasan belajar”

No	Category	Frequent	Percentage
1	Strongly Agree	10	38%
2	Agree	10	38%
3	Sometimes	6	23%
4	Never	0	0%
Total		26	99%

The data is about “*strongly Agree* 10 (38%) the respondent who answered *Agree* 10 (38%), respondent who answer *Sometimes* 6 (23%) and none answer *Never* The data shows that the respondents who answer *Strongly Agree* and *Agree* are equal.

Table 3.13
The Questionnaire percentage of Number 13
“Guru Bahasa Inggris anda memanfaatkan hasil penilaian pembelajaran untuk perbaikan kualitas program pembelajaran ”

No	Category	Frequent	Percentage
1	Strongly Agree	24	80%
2	Agree	2	7%
3	Sometimes	2	7%
4	Never	2	7%
Total		30	100%

The data is about “*strongly Agree* 24 (80%) the respondent who answered *Agree* 2 (7%), respondent who answer *Sometimes* 2 (7%) and who answer *Never* 2 (7%)”. The data shows that the respondents who answer *Strongly Agree* are more frequent.

Table 3.14
The Questionnaire percentage of Number 14
“Guru Bahasa Inggris anda memfasilitasi peserta didik untuk pengembangan berbagai potensi akademik peserrta didik ”

No	Category	Frequent	Percentage
1	Strongly Agree	6	20%
2	Agree	0	0%
3	Sometimes	12	40%
4	Never	12	40%
Total		30	100%

The data is about “*strongly Agree* 6 (20%) and none the respondent who answered *Agree*, respondent who answer *Sometimes* 12 (40%) and who answer *Never* 10 (40%)”. The data shows that the respondents who answer *Sometimes* and *Never* are equal.

Based on the mean score about students' perception on the second English teachers' pedagogic competence in teaching English was 41 including *high category*.

2. *Teachers' Pedagogic Competence*

After the researcher did an observation and an interview to take a result of Teachers' Pedagogic Competence at the second Grade of MTsN Binamu Jeneponto.

Based on the result of observation, the researcher put six items on the observation list.

1. Teacher' prime knowledge about the students in the class
2. The uses of curriculum and silabus
3. Teacher' respond to the students when asking
4. The use media in teaching
5. Give the score to the students and give an evaluation after teaching
6. Give the students a task

On the observation cheklist above, for the first question the researcher found that the teachers really know the character of the students so that the teachers can give them a good method in teaching.

The second question, the researcher found that the teacher used a silabus and curriculum 2013. The third question, the resercher found that the teacher gave a good respond to the students who asking a question. The fourth, the teachers only used a handbook from the school that limited.

The fifth, the teacher gave the students score to students in every meeting. The last, the teacher gave the students a task after teaching.

In interviewing the teachers, the researcher gave 4 questions of showing the teachers pedagogic to find the result. Here were the questions:

1. How do you apply many approaches, strategies, and methods creatively?
2. Do you increase the sillabus and RPP by your self?
3. How do you use a media of learning and a source to the students' characteristic to achieve the learning goal?
4. How do you evaluate the process and result of learning?

According to the result of interview, the researcher found the answers. Here are the answers of each question that taken by summarizing from the teacher. First question, the teacher use emotional approche to know what the students' requirement and what made them lack in learning, the teacher used cooperative learning in teaching so that the teacher can be able to increase the students' knowledge. The second question, the teachers try to develop the silabus because the teacher want to match with the school's condition. The third question, the teachers always used picture as a media to help the students know every meaning of the question. The last, the teacher always gave an evaluation in every last minute of meeting.

To sum up, the English teachers pedagogical competence in the second Grade of MTsN Binamu Jenepono were very good because in the result of interview the researcher found that the teacher was always doing the every item question in teaching.

B. Discussion

1. Students' Perception on Teachers' Pedagogic Competence

According to Sujanto in Dina (2009: 30) Perception is a process that is preceded by sensing which is a process of tangible receipt of stimulus by the individual by means of its receptor. Then the stimulus was forwarded to the central nervous system, the brain, and there was a psychological process so that the individual is aware of what he saw, heard and so forth.

According to Indonesian Dictionary (1990: 75) perception has two meaning:

- a. Perception is a direct respon from the reservation
- b. Perception is a process of someone, knowledge about something through their five sense

According to the explanation above, the researcher want to explain more about students' perception that students' perception is a respon of someone to recognize object, quality, event, preceded by sensing the sensory response then relayed to the brain, and then going on psychological processes, so that people understand that experienced.

Students in the general sense is that every person who receives the influence of a person or group of people who run education. Thus, the perception of students is the response or acceptance of the students is a direct response in interpreting what is captured through the senses by students.

Based on the results of the research, the students' perceptions of pedagogic ability of teachers of English shows that, for the first English language teacher that taught in class VIII A-F has pedagogic ability that was in the medium category, while for teacher who taught in class VIII G-H was in the high category.

2. Teachers' Pedagogic Competence

According to the *Great Dictionary of Indonesian* teachers understood as a person who works in university teaching school, building a place of learning, colleges, high schools and universities.

In Act number 14 of 2005 article 1, paragraph 1 states Teachers are professional educators with the primary task of educating, teaching, guiding, directing, train, assess and evaluate students on early childhood education, formal education, primary education and secondary education.

Teachers are people who are very influential in the teaching-learning process. Therefore, teachers should really bring their students to the objectives to be achieved. Teacher must be Teachers must be able to influence their students. Teachers must be visionary and authoritative.

Corresponding to the *Rule of Government* NO. 19 Year 2005 about the National Education Standar section 28, subsection 3 explained the definition of the pedagogic and professional competence. The pedagogic competences is the ability to manage the teaching learning process includes the understanding of learners, lesson design of learning, evaluation of learning outcomes, and the development of learners to actualize their competence.

Based on the result of observation and interview, the teachers pedagogic competence were very good because in the result of interview the researcher found that the teacher were always doing the every item question in teaching and learning process.



CHAPTER V

CONCLUSSION AND SUGGESTION

A. Conclusions

From the discussion in the previous chapter, it can be concluded that; 1) analysis of Teachers' Pedagogic Competence in Teachin English was very good in teaching English at the second grade students of MTsN Binamu. It was found in teachers' result on interview. 2) the analysis of students' perception on the teachers' pedagogical competence was in medium category. It was found in students' result in mean score of studentds' perception about teachers' pedagogic competence in teaching English.

Based on the findings, the conclusion was that the Teachers' Pedagogic Competence is very good in Teachin English in the second grade students of MTsN Binamu. The mean score of students' pedagogic perception on the teachers' pedagogical competence is 31. The data above shows that Teachers' Pedagogic Competence is very good in teaching English.

B. Suggestions

Based on the conclusion above, the researcher proposes the following suggestions:

1. The students should pay attention what the teacher explains for making the learning process running well. If they do not understand the material or teacher explanation, they should ask to their teacher.
2. The teacher should give or prepare good material to make the students more interested in learning, because the teaching material give influence

to the students understanding. The teacher also has to know what students' difficulties to learn English is, and help to solve their problem.

3. Teacher should apply strategy and games in teaching so that students feel enjoyment in learning english.

Teachers' pedagogic competence is very good in teaching English. It is a research method conducted by the teachers who want to help students master the subject or material. The main purpose of teacher pedagogic competence is to find out and to solve the students' problem in the class and improve their achievements. It is very helpful for the educators and students. Therefore, the teachers are suggested to have pedagogic competence research if their students have problems in teaching and learning process in classroom.

BIBLIOGRAPHY

- Arikunto, Suharsimi. *Dasar-dasar Evaluasi Pendidikan*. Jakarta : Bumi Jakarta, 2005.
- Arikunto, Suharsimi. *Procedure Penelitian: suatu pendekatan praktik*. Jakarta: Rineka Cipta, 2006.
- B. Uno, Hamzah. *Model Pembelajaran (Menciptakan Proses Belajar Mengajar yang Kreatif dan Efektif)*. Jakarta: PT. Bumi Aksara, 2007.
- (S. Margono, Metodologi Penelitian Pendidikan (Cet.II; Jakarta: Rineka Cipta, 2003), hal.158-159.
- Fitriany, Indah. *The Correlation of Learners' Perception toward the Teachers' Pedagogic Competence with the Learners' Learning Achievement*. A thesis of STAIN Salatiga, 2013.
- “Good Quality Teacher for Good Quality Education,” Retrieved on November 26, 2014
- Kementerian Pendidikan Nasional. Direktorat Jenderal Peningkatan Mutu Pendidik dan Tenaga Kependidikan. *Pedoman Pelaksanaan Penilaian Kinerja Guru (PK Guru)*. Jakarta: bermutuprofesi.org, 2010.
- Kunandar. *Guru Profesional (Implementasi KTSP dan Sukses dalam Sertifikasi Guru)*. Jakarta: PT. Radja Grafindo Persada, 2011.
- Maharani, I.M. *Kompetensi Pedagogic Guru dalam Mendorong Motivasi Belajar Siswa pada Mata Pelajaran Sejarah*. A Thesis of UNM Malang, 2011.
- Mariyana Dina, *Persepsi siswa tentang sikap mengajar guru PAI*, A Thesis of UIN Kalijaga, 2009.
- Mulyasa. *Menjadi Guru Profesional: menciptakan pembelajaran kreatif dan menyenangkan*. Bandung: PT. Remaja Rosdakarya Offset. 2009. (terdapat dalam buku pembelajaran microteaching/Dr. Muh. Yahdi. M, Ag/hal.78, paragraph 1)
- Oxford. *Concise Oxford English Dictionary*. England: Oxford University Press. 2007.
- Prasetya, Eko. *Kompetensi Pedagogik Guru Bersertifikat Pendidik dan yang Belum Bersertifikat Pendidik di SD Negeri Se-Gugus III Kecamatan Rawalo*. A Thesis of UNY, 2012. Retrieved on July 06, 2015 from: <https://www.google.com/url?sa=t&rct=j&q=&esrc=s&source=web&cd=1>

<http://eprints.uny.ac.id/7705/1/cover%20-%2008108249110.pdf&ei=DSybVezLAYbpmAWt-YuwCO&usg=AFQjCNHnehXOqH5SxFynGp64B6OFewOqOg>.

Prismajati, Hanifah. *Kompetensi Pedagogik Guru Pegawai Negeri Sipil dan Wiyata Bakti di Sekolah Dasar Se- Kecamatan Wangon Kabupaten Banyumas Tahun 2012*. A thesis of UNY, 2012.

Rakhmat, Jalaluddin. *Psikologi Komunikasi*. Bandung: Remaja Rosdakarya. 2005. Republik Indonesia. Undang-Undang No 14 Tahun 2005 tentang Guru dan Dosen Jakarta: Departemen Pendidikan Nasional, 2005.

Setiawan, E. *KBBI offline versi 1.1*. Retrieved from: <http://pusatbahasa.diknas.go.id>, 2010.

Soepriyatna. *Malaysian Journal of ELT Research*, Vol. 8(2), pp. 38-49. Retrieved on May 07, 2015 from: [http://www.melta.org.my/majer/vol8\(2\)/6Soepriyatna%202012%20MaJER%208-2%2038-49](http://www.melta.org.my/majer/vol8(2)/6Soepriyatna%202012%20MaJER%208-2%2038-49), 2012.

Sudjana, Nana. *Penilaian Hasil Proses Belajar Mengajar*. Bandung: Remaja Rosdakarya, 2002.

Sudrajat, Akhmad. *Metode Dan Tehnik Pembelajaran*, Retrieved on July 05, 2015 from: www.wijayalabs.wordpress.com, 2008.

Suparlan. *Guru Sebagai Profesi*. Yogyakarta: Tachjan, 2006.

The Carrick Institute for Learning and Teaching in Higher Education. Carrick awards for Australian university teaching guidelines. Retrieved on May 07, 2015 from: http://www.carrickinstitute.edu.au/carrick/webdav/site/carricksite/users/siteadmin/public/awards_guidelines_complete_08_sept07v2.pdf, 2008.

Tim Akademik UIN Alauddin Makassar. *Pedoman Penulisan Karya Ilmiah (Makalah, Tesis, Skripsi, dan Disertasi)*. Makassar: Alauddin Press, 2008.

Tim Pemateri PLPG. *Etika Profesi Keguruan*. Makassar: Alauddin Press, 2013.

Usman, M. Uzer. *Menjadi Guru Profesional*. Bandung: PT. Remaja Rosda Karya, 2006.

Tofan, S. *Menjadi Guru Profesional*. Bandung: PT Remaja Rosdakarya, 2008.

Widayati, Ani, et al. "Persepsi Mahasiswa Program Studi Pendidikan Akuntansi Fise Uny Terhadap Profesionalitas Guru Berdasarkan Undang-Undang Guru Dan Dosen No 14 Tahun 2005" *Jurnal pendidikan akuntansi indonesia*, Vol. VI. No. 2 (2008) : h.70-81.

Yamin, Martinis. *Strategi Pembelajaran Berbasis Kompetensi*. Jakarta: Gaung Persada Press, 2005.

Yusuf. *Motivasi Dalam Belajar*. Jakarta: P2LPTK, 2003.



**A
P
P
E
N
D
I
C
E
S**



UNIVERSITAS ISLAM NEGERI
UNIVERSITAS ISLAM NEGERI
ALAUDDIN
M A K A S S A R

A.

No.	Name of Students	1	2	3	4	5	6	7	8	9	10	11	12	13	14
1	Mahyaya Fuaidah	1	4	4	1	4	1	3	2	4	1	4	3	3	1
2	Nur Aida Dwiyantri	1	4	4	3	4	3	4	4	4	1	4	1	3	4
3	Nurwahyuni	2	4	3	1	3	1	4	1	4	1	4	4	4	1
4	Nurhikma Dani M.	4	4	3	4	3	2	1	4	1	2	4	4	3	1
5	Fahirawati	2	4	4	1	4	1	2	4	2	2	4	4	1	1
6	Mardiono	3	4	1	1	1	4	1	1	2	4	3	1	4	4
7	Nurul Fatimah H.	2	4	3	1	3	1	4	2	0	2	2	2	1	2
8	Nur Hijrah R.	3	4	2	3	2	2	4	3	2	2	3	2	2	2
9	Nuramidhan N.	2	4	2	3	2	2	2	2	3	2	3	2	3	2
10	M. Faiz Hafrizkildi	3	4	4	3	4	2	4	2	4	4	4	2	3	2
11	Magfirah R.	2	3	2	1	2	1	3	2	3	1	3	3	3	1
12	Adriana Fahri	2	3	2	1	2	1	3	2	3	1	3	3	3	1
13	Mawar Cantika R.	3	4	2	1	2	1	4	1	4	2	4	4	3	3
14	A. Khalil Gibran	1	2	1	1	1	1	4	0	4	1	2	3	4	3
15	Fitrah Awalina	2	3	2	3	2	1	2	1	2	1	4	4	1	2
	Total	34	55	39	28	39	24	45	31	42	27	51	42	41	30

B.

No.	Name of Students	1	2	3	4	5	6	7	8	9	10	11	12	13	14
1	Nurfahira	4	3	2	1	2	1	4	3	3	1	1	3	2	2
2	Aisyah Indrayanti	4	4	3	1	3	2	2	4	1	3	3	3	1	1
3	Aisyah Triana	3	4	3	4	3	1	3	2	2	3	1	2	4	3
4	Muh. Khaerul Huda	2	3	3	1	3	1	2	1	3	1	4	2	2	2
5	Nur Indriarti	4	4	4	2	4	1	3	1	1	1	1	2	3	2
6	Pahmi Hidayat	1	3	2	2	2	2	3	2	4	4	2	3	4	3
7	Miranda Ariyani	4	4	1	2	1	1	4	1	4	1	4	3	4	2
8	Thania Zaimatun N.	4	4	3	1	3	1	3	4	4	1	1	3	3	3
9	Adrian Putra A.	2	3	3	2	3	1	2	3	3	2	2	2	4	2
10	Nurhidayat	1	2	3	1	3	2	4	2	1	4	2	1	3	1
11	Muh. Zulkarnaen Z.	3	3	2	1	2	2	3	2	3	2	1	2	2	2
12	Alif Nuryadien A.	3	3	2	1	2	1	2	2	1	3	2	2	3	1
13	Muh Rizqy P.	3	3	3	1	3	1	3	2	4	2	1	1	3	3
14	Fadilah Auliah J.	4	4	3	1	3	1	1	4	1	4	4	2	1	2
15	Iska Aulia Hanafi	4	4	4	1	4	3	4	3	4	1	3	3	4	2
	Total	46	51	41	22	41	21	43	36	39	33	32	34	43	31

C.

No.	Name of Students	1	2	3	4	5	6	7	8	9	10	11	12	13	14
1	Sri Rejeki Al-Jazar	3	2	2	1	2	1	3	1	4	1	2	1	1	2
2	Suci Rahmadhani	2	3	2	1	2	1	1	1	2	1	4	1	1	2
3	Nurfadilah Syarif	2	2	2	1	2	1	2	3	4	1	3	1	1	1
4	Titin khajrawati S.	2	2	2	1	2	1	4	2	1	2	3	1	1	1
5	Amelia Ananda P.	2	3	2	1	2	1	2	3	4	1	2	2	1	2
6	Nurul Zahratul A.	2	3	2	1	2	1	1	1	1	3	1	2	1	1
7	Nurul Aulia	2	3	2	1	2	1	2	3	4	1	2	2	2	2
8	Rahel Srimurti	2	3	2	1	2	2	2	1	2	3	2	3	1	2
9	St. Hildawati Syah	2	3	2	1	2	1	3	1	4	1	2	1	1	2
10	Deni Andelia Nur	2	3	2	2	2	1	1	2	1	1	1	1	2	2
11	Dwi Cahya Amelia	2	3	2	2	2	1	3	2	3	1	1	2	0	0
12	Ummu Habibah	2	3	3	1	3	1	4	3	4	1	1	2	1	2
13	Nur Fadillah	2	3	3	2	3	1	4	3	4	2	1	1	1	3
14	Intan Ayu Purnama	2	2	2	1	2	1	2	3	4	2	1	2	1	3
15	Arini Shar	2	2	2	1	2	1	2	3	4	1	1	2	1	1
	Total	31	40	32	18	32	16	36	32	46	22	27	24	16	26

D.

No.	Name of Students	1	2	3	4	5	6	7	8	9	10	11	12	13	14
1	Fitri Patricilia	3	4	3	3	3	1	4	2	2	1	3	2	3	1
2	Sarni Sri Apriani	3	4	3	2	3	2	2	4	2	2	4	1	1	0
3	Sputri Asnur N.	3	4	2	3	2	1	1	4	2	1	1	2	4	1
4	Riza Amriani	4	4	3	2	3	2	4	3	4	3	1	4	2	2
5	Rahmat Anugrah	3	4	3	1	3	1	3	2	4	2	3	3	3	2
6	Muh. Aslam Sikki	3	4	2	3	2	1	3	2	4	1	3	1	3	1
7	Muh. Rahmat M.	2	3	1	1	1	1	4	2	4	1	1	1	2	2
8	Feri Afandi	3	2	3	3	3	1	3	2	4	3	3	1	3	4
9	Kirman	4	4	1	2	1	1	2	2	2	2	1	2	1	1
10	Rafika Nurul F.	2	3	2	3	2	2	3	1	4	2	3	2	1	3
11	Wisnu wardani	4	4	4	1	4	1	4	1	4	3	3	3	1	2
12	Asran	4	4	3	4	3	1	4	1	4	1	4	1	4	2
13	Raodatul Jannah	2	3	2	3	2	1	2	1	3	4	1	1	2	2
14	Irfan Syarifuddin	4	4	3	1	3	1	2	2	3	3	3	3	2	1
15	Toni Kurniawan	3	3	3	1	3	1	3	2	4	1	4	4	3	2
	Total	47	54	38	33	38	18	44	31	50	30	38	31	35	26

E.

No.	Name of Students	1	2	3	4	5	6	7	8	9	10	11	12	13	14
1	Saipul	4	2	3	1	3	1	3	3	4	1	1	2	0	0
2	Risa Maydika Sari	2	4	2	2	2	1	3	2	3	4	2	2	2	2
3	Nurlina	2	4	4	1	4	1	2	3	2	3	1	4	4	4
4	Irma Damayanti	2	4	2	2	2	1	2	3	3	1	3	2	2	2
5	Pigo	4	3	3	1	3	1	3	2	4	2	1	2	2	2
6	Indih Suston	2	4	2	3	2	1	4	3	2	1	2	2	2	1
7	Sulkifli Rahayu	3	3	1	2	1	1	3	2	3	2	2	3	3	3
8	Syamsinar	3	4	1	4	1	2	4	2	2	4	2	4	4	2
9	Muh. Silmi Kaffah	3	2	4	3	4	4	4	3	4	4	1	2	4	4
10	Arnandi	4	3	3	3	3	3	3	3	4	4	1	2	3	2
11	Indra Ainul Yakin	1	4	4	2	4	1	4	1	4	2	4	4	2	1
12	Saoaruddin	1	3	4	1	4	3	4	3	4	1	2	3	1	4
13	Fitriani	3	4	2	4	2	4	4	1	1	4	1	2	4	4
14	Putri Ayu	3	4	2	4	2	4	4	1	1	4	1	2	4	4
15	Serli S.	2	4	2	4	2	4	4	1	1	4	1	2	4	4
	Total	39	52	39	37	39	32	51	33	42	41	25	38	41	39

F.

No.	Name of Students	1	2	3	4	5	6	7	8	9	10	11	12	13	14
1	Amelia Fitri Z.	3	0	3	1	3	1	3	2	4	2	4	3	4	2
2	Nur Inayah D.	3	4	4	1	4	1	3	2	4	2	3	1	3	1
3	Rahmawati	3	4	2	1	2	1	2	2	4	1	4	4	2	2
4	Irmawati	3	4	4	1	4	1	3	2	4	2	3	1	3	1
5	Rahmat Hidayat	2	4	1	3	1	1	3	4	3	1	1	3	3	2
6	Mutiara	2	3	2	1	2	1	2	1	3	1	3	1	2	2
7	Debi Parera	2	3	3	0	3	1	4	3	4	0	0	0	0	3
8	Arlin Nafsil	2	3	1	1	1	1	2	1	4	1	3	3	1	2
9	Muh. Zulkipli H.	4	4	3	1	3	1	4	2	4	1	2	2	1	1
10	Muh. Alif Nasrul	4	4	3	1	3	1	4	3	4	1	2	2	1	1
11	Faried Yudhi AS.	4	4	2	1	2	3	4	3	4	1	1	1	4	1
12	Asnilawati	3	3	2	1	2	1	3	4	4	1	1	2	3	3
13	Nurfadilah	2	4	2	3	2	1	4	2	3	4	1	2	2	2
14	Handayanti	2	2	2	2	2	1	1	2	2	2	1	1	3	4
15	Ardiyansyah	4	4	3	1	3	1	3	2	3	1	4	1	1	1
	Total	43	50	37	19	37	17	45	35	54	21	33	27	33	28

G.

No.	Name of Students	1	2	3	4	5	6	7	8	9	10	11	12	13	14
1	Safar	4	3	3	3	3	3	3	2	1	3	1	2	3	2
2	Rezky	4	4	4	3	4	4	4	1	4	4	4	4	4	1
3	Eka Saputriani	4	3	4	3	4	4	3	4	4	4	4	4	4	1
4	Misba Pratiwi. D	4	3	3	1	3	1	4	2	4	3	2	2	4	4
5	Muh. Rasil Akbar	4	4	4	3	4	3	4	1	4	3	1	2	4	2
6	Sumiati	4	4	2	2	2	2	4	2	4	2	2	4	4	1
7	Muh. Irfandi As	4	4	4	3	4	4	4	1	4	4	4	4	4	1
8	Rina Resky R	4	4	4	4	4	2	4	4	4	4	4		4	2
9	Nirmala. N	3	4	4	4	4	1	3	4	4	1	2	3	1	2
10	Citra Nur Cahyani	4	4	4	4	4	4	4	2	4	4	2	3	1	2
11	Andi Amalia Putri	4	4	4	4	4	2	4	4	4	4	4		4	2
12	Muh. Resky. J	4	4	1	2	1	2	4	3	4	1	4	3	4	4
13	Muh. Resky Tri A.	3	4	3	3	3	3	4	3	4	4	3	4	4	4
14	Desi Permata Sari	4	3	4	3	4	1	3	2	3	3	1	3	4	1
15	Fadhlan Maulana	4	4	4	4	4	4	4	1	4	4	4	3	4	1
	Total	58	56	52	46	52	40	56	36	56	48	42	41	53	30

H.

No.	Name of Students	1	2	3	4	5	6	7	8	9	10	11	12	13	14
1	Nurhikmah	2	4	4	4	4	1	4	2	4	4	4	2	3	2
2	Putri Pratiwi	3	4	4	4	4	1	3	2	4	2	3	2	4	1
3	Ammar Faruq A.	4	3	2	3	2	2	4	2	3	4	2	3	3	2
4	Muh. Aqil Jamil	4	3	3	1	3	1	4	3	4	4	2	2	4	4
5	Aisyah Azhar	4	3	2	1	2	2	4	2	4	1	2	1	3	2
6	Dwi Arsita M.	4	3	2	1	2	2	4	2	4	1	2	1	3	2
7	Azisah Nurfadillah	4	3	2	1	2	2	4	2	4	1	2	1	3	2
8	Nur Hikmah S.	4	4	2	1	2	2	4	2	4	1	2	1	3	2
9	Rafli Andika	4	4	4	1	4	1	3	2	3	2	1	2	2	1
10	Tri Asi Wira D.	4	3	3	3	3	1	4	1	3	2	1	3	1	2
11	Nandar Saputra	4	2	3	1	3	1	3	2	3	3	2	2	3	2
12	Restu Hidayat	2	2	3	1	3	1	2	3	1	4	4	3	3	2
13	M. Syarif H.	4	4	4	4	4	3	4	1	4	4	1	4	4	1
14	Fitri Divayanti	4	4	3	4	3	1	4	2	4	4	2	3	2	1
15	Andi Siti K.	4	4	4	4	4	1	4	1	3	3	3	3	3	1
	Total	55	50	45	34	45	22	55	29	52	40	33	33	44	27



UNIVERSITAS ISLAM NEGERI
ALAUDDIN
M A K A S S A R

Kuisisioner Penelitian “An Analysis of Teachers’ Pedagogic Competence in Teaching English at The Second Grade of MTsN Binamu Jeneponto”

I. Identitas Responden

Nama :
Kelas :

II. Petunjuk Pengisian

Pilihlah jawaban yang tepat, dengan mencentok (✓) salah satu kolom jawaban yang disediakan.

III. Keterangan Jawaban

SS : Sangat Sering **KK** : Kadang-Kadang
S : Sering **TP** : Tidak Pernah

IV. Pertanyaan

No	Pertanyaan	Jawaban			
		SS	S	KK	TP
1	Guru Bahasa Inggris anda memberi materi sesuai dengan kemampuan peserta didik!				
2	Guru Bahasa Inggris anda membantu peserta didik mengembangkan kemampuan peserta didik!				
3	Guru Bahasa Inggris anda mendorong peserta didik untuk belajar lebih giat belajar!				
4	Guru Bahasa Inggris Anda memberikan evaluasi dengan menggunakan tes yang sederhana sehingga tidak menimbulkan kesulitan bagi peserta didik!				
5	Guru Bahasa Inggris anda menerapkan teori belajar dan pembelajaran ketika mengajar!				
6	Guru Bahasa Inggris anda mampu menentukan strategi pembelajaran sesuai karakter peserta didik!				
7	Guru Bahasa Inggris anda menyampaikan kompetensi yang ingin dicapai sebelum memulai pelajaran!				
8	Guru Bahasa Inggris anda menyusun rancangan pembelajaran sesuai dengan strategi pembelajaran yang dipilih!				
9	Guru Bahasa Inggris anda mampu menata/mengatur suasana pembelajaran dengan baik!				
10	Guru Bahasa Inggris anda melaksanakan pembelajran yang kondusif selama pelajaran berlangsung!				
11	Guru Bahasa Inggris anda melaksanakan evaluasi proses dan hasil belajar secara secara berkesinambungan dan dengan berbagai metode!				
12	Guru Bahasa Inggris anda menganalisis hasil penilaian				

	proses dan hasil belajar untuk menentukan tingkat ketuntasan belajar?				
13	Guru Bahasa Inggris anda memanfaatkan hasil penilaian pembelajaran untuk perbaikan kualitas program pembelajaran!				
14	Guru Bahasa Inggris anda memfasilitasi peserta didik untuk pengembangan berbagai potensi akademik peserrta didik!				
15	Guru Bahasa Inggris anda memfasilitasi peserta didik untuk pengembangan berbagai potensi non-akademik peserrta didik!				



UNIVERSITAS ISLAM NEGERI
ALAUDDIN
 M A K A S S A R

Row Score of each item (SS,S,KK,TP)

Class A-F

NO	SANGAT SETUJU	SETUJU	KADANG-KADANG	TIDAK PERNAH
1	20	26	37	7
2	46	32	6	
3	13	30	38	9
4	7	16	15	51
5	13	29	39	19
6	5	5	27	53
7	31	28	27	7
8	11	21	35	22
9	45	17	15	12
10	14	10	23	42
11	20	22	18	31
12	11	19	36	23
13	18	26	24	17
14	10	12	40	26

Row Score of each item (SS,S,KK,TP)

Class G-H

NO	SANGAT SETUJU	SETUJU	KADANG-KADANG	TIDAK PERNAH
1	25	3	2	0
2	18	10	2	0
3	15	8	6	1
4	10	9	2	9
5	15	8	6	1
6	5	4	9	12
7	22	8	0	0
8	8	4	10	8
9	26	2	0	2
10	16	8	2	4
11	14	2	8	6
12	10	10	6	0
13	24	2	2	2
14	6	0	12	12

LEMBAR OBSERVASI KELAS

Nama Guru :
Sekolah :
Kelas :

No	Observasi	Interpretasi
1.	Pemahaman terhadap peserta didik	
2.	Pengembangan kurikulum/silabus	
3.	Pelaksanaan pembelajaran yang mendidik dan dialogis	
4.	Penggunaan media/teknologi pembelajaran	
5.	Menyelenggarakan penilaian dan Evaluasi proses hasil belajar	
6.	Melakukan tindakan reflektif untuk peningkatan kualitas pembelajaran.	

Jenepono, 21 November 2016

Guru Mata Pelajaran

Researcher

NIP: _____

M. Syahrul

NIM: 20400112086

UNIVERSITAS ISLAM NEGERI
ALAUDDIN
M A K A S S A R

PEDOMAN WAWANCARA GURU

Nama :
Umur :
Mulai bertugas:

Pertanyaan:

1. Bagaimana Bapak/Ibu menerapkan berbagai pendekatan, strategi, metode, dan teknik pembelajaran yang mendidik secara kreatif dalam mata pelajaran Bahasa Inggris?
2. Apakah bapak/ibu mengembangkan sendiri silabus dan RPP sesuai dengan karakteristik peserta didik/satuan pendidikan atau potensi daerah ?
3. Bagaimana Bapak/Ibu menggunakan media pembelajaran dan sumber belajar yang relevan dengan karakteristik peserta didik untuk mencapai tujuan pembelajaran secara utuh?
4. Bagaimana Bapak/Ibu melakukan evaluasi proses dan hasil belajar?

Jenepono, 21 November 2016

Guru Mata Pelajaran

Researcher

NIP: _____

M. Syahrul

NIM: 20400112086

UNIVERSITAS ISLAM NEGERI
ALAUDDIN
M A K A S S A R

CURRICULUM VITAE



M. Syahrul was born on February 14th, 1994 in Bungung Lompoaa. He is the eighth child from H. Soddin and Kareloe. In 2005 he completed his elementary education in SDI Pammang Jengang, Jeneponto. Then, he joined MTsN Binamu Jeneponto, after finished his education in junior high school. He continued his study in MAN Binamu, Jeneponto. Then researcher continues his education at Alauddin state Islamic university of Makassar in 2012, majoring in English Education Department of Tarbiyah and Teaching Science Faculty of Alauddin State Islamic University Makassar.

UNIVERSITAS ISLAM NEGERI
ALAUDDIN
M A K A S S A R