


**THE DEVELOPMENT OF ENGLISH LANGUAGE PRINTED MATERIAL
BASED ON 2013 CURRICULUM: DESCRIPTIVE TEXT MATERIAL
FOR THE TENTH GRADE STUDENTS IN
SMA NEGERI 16 MAKASSAR**



A Thesis

*Submitted in Partial Fulfilment of the Requirements for the Degree
of Sarjana Pendidikan in English Education of the faculty
of Tarbiyah and Teaching Science of
UIN Alauddin Makassar*

By

NURDIENY FATIMAH AZZAHRA SADAR

Reg. Number T.20400113167

**ENGLISH EDUCATION DEPARTMENT
TARBIYAH AND TEACHING SCIENCE FACULTY
ALAUDDIN STATE ISLAMIC UNIVERSITY OF MAKASSAR
2017**

PERNYATAAN KEASLIAN SKRIPSI

Mahasiswi yang bertanda tangan di bawah ini :

Nama : Nurdieny Fatimah Azzahra Sadar

NIM : 20400113167

Tempat/Tg. Lahir : Enrekang, 31 Agustus 1995

Jur/Prodi/Konsentrasi : Pendidikan Bahasa Inggris/ S1

Fakultas/Program : Tarbiyah dan Keguruan


Alamat : Jl. Angkasa III, Panaikang, Makassar

Judul : The Development of English Language Printed Materials
Based on 2013 Curriculum: Descriptive Text Material
for the Tenth Grade Students in SMA 16 Makassar

Menyatakan dengan sesungguhnya dan penuh kesadaran bahwa skripsi ini benar adalah hasil karya sendiri. Jika di kemudian hari terbukti bahwa ini merupakan duplikat, tiruan, plagiat, atau dibuat oleh orang lain, sebagian atau seluruhnya, maka skripsi dan gelar yang diperoleh karenanya batal demi hukum.

Samata- Gowa, 20 November 2017

Penulis


Nurdieny Fatimah Azzahra Sadar
NIM. 20400113167

PERSETUJUAN PEMBIMBING

Pembimbing penulisan skripsi saudara, **Nurdieny Fatimah Azzahra Sadar NIM: 20400113167**, Mahasiswi Jurusan Pendidikan Bahasa Inggris pada Fakultas Tarbiyah dan Keguruan UIN Alauddin Makassar, setelah dengan seksama meneliti dan mengoreksi skripsi yang bersangkutan dengan judul **“The Development of English Language Printed Materials Based on 2013 Curriculum: Descriptive Text Material for The Tenth Grade Students in SMA Negeri 16 Makassar”** memandang bahwa skripsi tersebut telah memenuhi syarat-syarat ilmiah dan dapat disetujui untuk diajukan ke sidang munaqasyah.

Demikian persetujuan ini diberikan untuk proses selanjutnya.

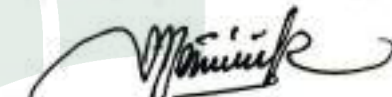
Samata-Gowa, 20 November
2017

Pembimbing II

Pembimbing I



Dr. Kamsinah, M.Pd.I.
NIP. 19680328 199603 2 002



Dr. Muhammad Yaumi, M. Hum, MA.
NIP. 19661231 200003 1 023

UNIVERSITAS ISLAM NEGERI
ALAUDDIN
M A K A S S A R

PENGESAHAN SKRIPSI

Skripsi yang berjudul *"The Development of English Language Printed Material Based on 2013 Curriculum: Descriptive Text Material for the Tenth Grade Students in SMA Negeri 16 Makassar"* yang disusun oleh saudari **Nurdieny Fatimah Azzhara Sadar**, Nim: 20400113167, Mahasiswi Jurusan Pendidikan Bahasa Inggris pada Fakultas Tarbiyah dan Keguruan UIN Alauddin Makassar, telah diuji dan dipertahankan dalam sidang munaqasyah yang diselenggarakan pada hari Jum'at, Tanggal **28 November 2017** bertepatan pada Tanggal **9 Rabi'ul-Awwal 1439 H**, dinyatakan telah dapat diterima sebagai salah satu syarat untuk memperoleh gelar Sarjana Pendidikan (S.Pd) pada Fakultas Tarbiyah dan Keguruan Program Studi Pendidikan Bahasa Inggris dengan beberapa perbaikan.

Samata Gowa, 28 November 2017 M
9 Rabi'ul-Awwal 1439 H

DEWAN PENGUJI (SK Dekan No. 2783 Tertanggal 20 November 2017)

Ketua : Dr. Muljono Damopilii, M.Ag

Sekretaris : Dr. Kamsinah, M.Pd.I

Munaqisy I : Dr. Hj. Mardiana, M.Hum


Munaqisy II : Dr. Kaharuddin, S. IP., M.Hum

Pembimbing I : Dr. Kamsinah, M.Pd.I


Pembimbing II : Dr. Muhammad Yaumi, M.Hum., M.A.

Disahkan oleh:

Dekan Fakultas Tarbiyah dan Keguruan
UIN Alauddin Makassar


Dr. H. Muhammad Amri, Lc.M.Ag
NIP. 19730120 200312 1 001

ACKNOWLEDGEMENTS



Alhamdulillah rabil 'alamin, the researcher expresses her highest gratitude to Allah subhanahu wa ta'ala for the opportunity, love, health, mercy and tremendous blessing that has helped the researcher finishing this thesis: ***The Development of English Language Printed Materials Based' on 2013 Curriculum: Descriptive Text Material for The Tenth Grade Students in SMA 16 Makassar***. This thesis is as a requirement in accomplishing the S1 Degree of sarjana pendidikan in English Education of The Faculty of Tarbiyah and Teaching Science of UIN Alauddin Makassar.

The researcher would like to thank to all of those who have given the contribution so that this script can be finished, especially to Allah SWT, to her Beloved Parents, who have given their endless love, always give support and all of their praying for the researcher. The researcher would like to deliver this thanks to:

1. **Prof. Dr. H. Musafir Pababbari, M.Si.**, the Rector of Alauddin State Islamic University of Makassar .
2. **Dr. H. Muhammad Amri, Lc., M.Ag.**, the Dean of Tarbiyah and Teaching Science Faculty of UIN Makassar.
3. **Dr. Kamsinah, M.Pd.I.** and **St. Nurpahmi, S.Pd., M.Pd.** as Head and Secretary of English Education Department of Tarbiyah and Teaching Science Faculty of UIN Makassar.

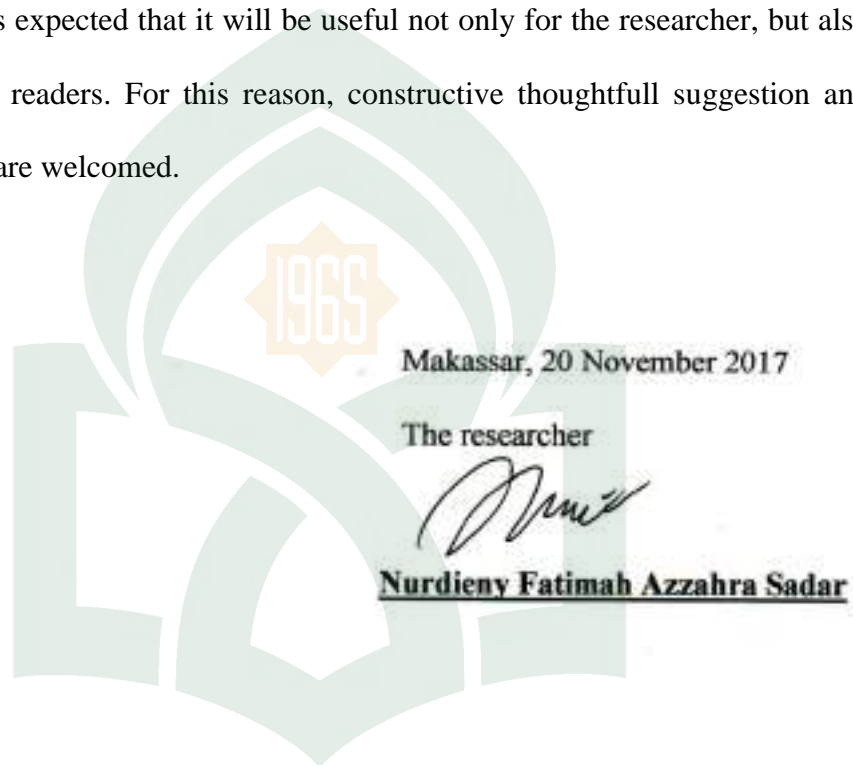
4. **Dr. Kamsinah, M.Pd.I** and **Dr. Muhammad Yaumi, M.Hum., M.A** as the first and second advisor who had guided and assisted the researcher in writing and finishing the script. Thanks for your good advice and valuable input.
5. All lecturers in UIN Alauddin Makassar that the researcher cannot mention all the names. Thanks for your time, knowledge, advice and motivation that you have given to the researcher since study in this great campus.
6. **Drs. Yusuf, M. Pd** as the headmaster of SMA Negeri 16 Makassar Provinsi Sulawesi Selatan who has allowed and helped the researcher conducted this research. Thanks for your cooperation and contribution.
7. **Mrs. Susi** as the English teacher and collaborator of SMA 16 Kota Makassar Provinsi Sulawesi Selatan who has allowed and helped the researcher conducting this research.
8. Thanks for the expert for valuate the researcher product, and give suggestion to make the product more better.
9. The researcher's deepest appreciation goes to her beloved parents, her mother **Saidah N, S.Pd**, and her father **Sadar, S.Pd** for the endless love, pray, and support, and for the phone call everyday in order to remind the researcher to keep going and never giving up.
10. Sincere thanks to her beloved brother and sister **Rini Faramita, Imran Sadar, Muhammad Maulana Arasy**, grandparents, aunts, uncles, siblings, cousins and all of her big family who never stop asking about the

completion of her study. Their messages or phone calls keep the researcher annoyed but magically give the researcher reason to be focus to finish her study as soon as possible, for that the researcher really grateful to have them in her life.

11. The researcher very grateful to have some close friends who always support her. Her appreciation goes to **Yutinatan Salewe** and **LAPAR team (Eliyah Pra Utami, Andi Ashillah Riskah, Sabrina Mariani, Nurul Adha S. Jumain, Gita Claudia, Indah Gusfita Sari, Monica Fitria, Khaifah Khairunnisa, Megawati Dani Saputri, Nurul Aqilah, Fajar Hidayat)** who always be the good listener for every problem the researcher faced, especially when she has to revise this thesis and re-start over and over again. Their oppinions never stop surprise her and also allow the researcher to see her problem from a different angle.
12. Big thanks to the **R&D group (Muhftahidal Sufyan, Fitria Rahmadhana, Mujahida, Ija Try Saputri, Nur Alisah, Sri Anna Sulfiah, Nurul Fadhillah Sari, A. Muhammad Khadafi)** as the researcher's team in this project for giving motivation, passion and encouragement to complete her research.
13. Her beloved big family of English Education Department 2013, especially for her best friends in group 9 and 10 whose names could not be mentioned one by one, for their friendship, togetherness, laugh, support, and many stories made together. Thanks for being such a great companion

and history during study at Alauddin State Islamic University of Makassar.

14. Finally, the researcher would like to thank everybody who was important to the successful realization of this thesis. This thesis is far from perfect, but it is expected that it will be useful not only for the researcher, but also for the readers. For this reason, constructive thoughtful suggestion and critics are welcomed.



UNIVERSITAS ISLAM NEGERI
ALAUDDIN
M A K A S S A R

TABLE OF CONTENTS

	Pages
COVER PAGE	i
PERNYATAAN KEASLIAN SKRIPSI	ii
PERSETUJUAN PEMBIMBING	iii
PENGESAHAN SKRIPSI	iv
ACKNOWLEDGEMENT	v
TABLE OF CONTENTS	ix
LIST OF FIGURE	xi
LIST OF TABLES	xii
LIST OF APPENDICES	xiii
ABSTRACT	xiv
CHAPTER I INTRODUCTION	1-8
A. Background	1
B. Research Focus	5
C. Research Objective	5
D. Research Significance	6
E. Research Scope and Limitation	7
F. Operational Definition of Key Terms	7
CHAPTER II REVIEW OF RELATED LITERATURES	9-16
A. Review of Related Literature	9
1. Some Previous Related Research Findings	9
2. Some Pertinent Ideas	11
B. Theoretical Framework	13
CHAPTER III METHOD OF THE RESEARCH	17-24
A. Research method	17
B. Development model	18
C. Research subject	20

D. Type of data.....	20
E. Research instruments.....	20
F. Data Collection Procedure	21
G. Try out	22
H. Data analysis technique	22
CHAPTER IV FINDINGS AND DISCUSSION.....	25-49
A. Findings	25
B. Discussion	47
CHAPTER V CONCLUSIONS AND SUGGESTIONS.....	50-51
A. Conclusions	50
B. Suggestions	51
BIBLIOGRAPHY	52-53
APPENDICES	54
CURRICULUM VITAE	70

LIST OF FIGURES

Figures 1. Theoretical Framework.....	13
Figures 2. The ASSURE's Model.....	17



LIST OF TABLES

Table 1.1	The Criteria Score of Expert Rubric	23
Table 2.1	The Validity Criteria of Expert Rubric	24
Table 3.1	The Result of questionnaire part A	28
Table 4.1	The Result of questionnaire part B.....	30
Table 5.1	The Result of questionnaire part C.....	32
Table 6.1	The Activity in Require Learner Participation	40
Table 7.1	The Result of Expert Rubric Validity	44



LIST OF APPENDICES

	Page
Appendix 1. Questionnaire for students	55
Appendix 2. Printed materials	62
Appendix 3. Experts' judgment rubric	63
Appendix 4. Students Assessment rubric	65
Appendix 5. Documentation	67



ABSTRACT

Thesis Title : **The Development of English Language Printed Material Based on 2013 Curriculum: Descriptive Text Material for the Tenth Grade Students in SMA Negeri 16 Makassar.**
Year : **2017**
Researcher : **Nurdieny Fatimah Azzahra Sadar**
Consultant I : **Dr. Kamsinah, M. Pd. I**
Consultant II : **Dr. Muhammad Yaumi, M. Hum, MA**

The researcher proposed to develop descriptive text materials based on 2013 curriculum of the English tenth grade students in SMAN 16 Makassar. Based on the interview with the English teacher in SMAN 16 Makassar, there are some problems according to the materials and layout of the book. In addition, teacher on implementing 2013 curriculum was unprepared and the students faced difficulties in learning English since they did not have references except students' book that provided by the government. The research design used in this study was Research and Development (R&D). The development model used was ASSURE model. The procedures included questionnaire to analyze learner such as general characteristic of the students, entry competencies, and learning style of the students. Then designing printed material, and developing the materials through the syllabus of 2013 curriculum. The outcome product was tried out to the tenth grade students in SMAN 16 Makassar. Then it was evaluated by the experts. The instrument used in this study were questionnaire and rubrics for the teacher, students, and expert. In this research, teacher and expert were involved in order to validate the product. There are three aspects to validating, they are systematic organization of materials, systematic English teaching, and systematic content of English. To sum-up, the result of this student's book analysis by the expert was well-qualified as on reference used in teaching English material. So, the product expected to be able to help both the teachers and students in learning and teaching English especially descriptive text material.

CHAPTER I

INTRODUCTION

A. Background

Nowadays, there are many kinds of English language teaching (ELT) materials, one of the commonest kind of the materials is printed material. Printed teaching materials is a very common learning materials used by teachers/instructors. Printed materials must have the ability to explain that clearly to assist the student in the learning process, both in the guidance of teachers or individually. Printed material has an essential role in English as a foreign language (EFL) classroom.¹

This is in accordance with firman Allah SWT;

يَهْدِي بِهِ اللَّهُ مَنِ اتَّبَعَ رِضْوَانَهُ سُبُلَ السَّلَامِ وَيُخْرِجُهُم مِّنَ الظُّلُمَاتِ إِلَى النُّورِ بِإِذْنِهِ
وَيَهْدِيهِمْ إِلَى صِرَاطٍ مُسْتَقِيمٍ

By which Allah guides those who pursue His pleasure to the ways of peace and brings them out from darkneses into the light, by His permission, and guides them to a straight path. (QS. Al Maidah: 16)

Printed teaching materials consist of various types including modules, handouts, worksheets, books. In this case, the researcher developed one of english language printed material such as book that used in the tenth grade students based on 2013 curriculum.

¹ Reinildis Atjna Cynta Rynanta & Suharmanto Ruslan, Content Analysis on the English Textbook entitled “English in Mind Starter (Student’s Book), Malang: State University of Malang..

This is in accordance with *firman* Allah SWT;

اقْرَأْ بِاسْمِ رَبِّكَ الَّذِي خَلَقَ ۚ خَلَقَ الْإِنْسَانَ مِنْ عَلَقٍ ۚ اقْرَأْ وَرَبُّكَ الْأَكْرَمُ ۚ الَّذِي عَلَّمَ بِالْقَلَمِ ۚ عَلَّمَ الْإِنْسَانَ مَا لَمْ يَعْلَمْ

Recite in the name of your Lord Who created, created man from a clot of congealed blood.) Recite: and your Lord is Most Generous, Who taught by the pen, taught man what he did not know. (QS. Al-Alaq 1-5)

On July 2013, the education system in Indonesia establishes a new curriculum that is 2013 curriculum. Curriculum of 2013 is competency and character based curriculum. Curriculum 2013 was born as a response to the various criticisms of School Based Curriculum 2006. It is in accordance with the development needs and the world of work. A form of 2013 Curriculum implementation will be achieved with deep understanding of the various parties concerned with the 2013 Curriculum; one of them is the educators.

In addition, curriculum 2013 is one of the governments' efforts to resolve the various problems being faced by the world of education today.² The implementation of the new curriculum which is called 2013 curriculum has so many obstacles. This 2013 curriculum or K13 is a re-form curriculum from KTSP (Kurikulum Tingkat Satuan Pembelajaran) started in 2015. To support the successful implementation of curriculum-based learning in 2013 the government issued a supporting material in the form of a handbook for teachers and students. However, the fact is there so many problem found in that book. To clarify the problem of the book on 15 November 2016 the researcher conducted preliminary study.

² Irma Nur Khasanah, "The Implementation of 2013 Curriculum by The English Teacher and Its Barriers", *Thesis* (Semarang: Education and Teacher Training Faculty Walisongo State Islamic University, 2015), p. 18

After making observations, the researchers identified several weaknesses in the existing teaching materials. Among them; Too many exercises, the materials are not familiar, and not synchronized between the title and the contents. It is inevitable that the teaching of English is require teaching materials.

Teaching materials is very important considering the teaching materials is a forum for students to gain additional knowledge, facilitate teachers in implementing the learning, Establish communications effective learning between teachers and learners because students will feel more confident to the teacher, make learning activities more attractive, and others. However, teaching materials that have been chosen so far is still relying on exercises thus so confusing for learners. When they want to complete the exercises they have difficulties because it is not preceded by the provision of an adequate sample, the consequences majority of students feel bored, boredom lead to disinterest on the quality of teaching learning material consequently can not be realized properly.

Similar to what was previously mentioned teaching materials are still not very familiar so that learners trouble to explain the places mentioned, well good learning as foreseen in the curriculum of 2013 is learning that explores the value of local advantages because one of the issue is thinking globally act locally.

Based on the researcher interview with one of the English teachers in SMAN 16 Makassar, Mrs. Ratna said that there are some problems according to the material and layout of the book. Have found that the material is not appropriate. Mrs. Ratna also said that there are titles that do not correspond with the chapter, in the book also found some error grammar rules. Moreover, Mrs. Ratna said that the

speaker should be native speaker to minimize the mistake. In addition, Mrs. Ratna suggest to give more example in each chapter so that students more easily understand the material.

After identifying the problems above, the researcher thinks that material found unsynchronized have to repaired and used as it should be, replace the more interesting design so that students can be attracted and more easily to learn about descriptive text material. Teachers must have reference as source for teaching to help them easier on teaching descriptive text material as well as the students enjoying and understanding the material.

The other reason, why the researcher really wants to develop about descriptive text material by designing a printed material because there is no other source for the teacher except the teachers' book that provided by the government while the teachers' are obligated to design their own material as attractive as possible.

This research will be more focus on developing the english material dealing with 2013 curriculum and specifically about describing or presenting information about a particular place and a historical building basic competence.

B. Research Focus

Based on the background explained previously, the researcher focused on;

1. What is the English material currently used in SMA Negeri 16 Makassar ?
2. How is the development of “descriptive text materials” based on 3.4 Basic Competence in 2013 curriculum for the tenth grade students in SMA Negeri 16 Makassar ?
3. How is the validity and acceptability of teaching material of “descriptive text” for the tenth grade students in SMA Negeri 16 Makassar ?

C. Research Objective

The objectives of this research as follow;

1. To identify the English material currently used in SMA Negeri 16 Makassar.
2. To develop “descriptive text materials” based on 3.4 Basic Competence in 2013 curriculum for the tenth grade students in SMA Negeri 16 Makassar.
3. To examine the validity and acceptability of teaching material of “descriptive text” for the tenth grade students in SMA Negeri 16 Makassar.

D. Research Significance

1. Theoretical Significance

This research is expected to give knowledge contribution on how to develop English materials for tenth grade in SMA Negeri 16 Makassar especially material in 3.4 and 4.4 Basic Competence about descriptive text based on 2013 curriculum.

2. Practical Significance

a) Significance for the Researcher

By this research, the researcher itself can add insight, knowledge, and experience regarding the broad scope of education, especially regarding the development of teaching materials based on the 2013 curriculum.

b) Significance for the Students

By this research, the researcher really hopes that all of the students can understand how to describe about visiting ecotourism destination, historical place, and waterfall based on the 2013 curriculum.

c) Significance for the Teachers

By this research, the researcher really hopes it can be samples or supplementary materials in descriptive text based on 2013 curriculum in the class.

d) Significance for the Institution

By this research, the researcher hopes that this research really might be additional reading resources for students who want to develop their knowledge about descriptive text material based on 2013 curriculum. Furthermore, the

researcher hopes that the teaching materials can be a product in the manufacture of handbook for the tenth grade of senior high school as her original desires.

E. Research Scope and Limitation

The limitation of this study is focused on developing descriptive text materials of the tenth grade in SMAN 16 Makassar. Moreover, this research is only to develop descriptive text materials based on 3.4 and 4.4 basic competence of the tenth grade syllabus dealing with 2013 curriculum .

The content of 3.4 basic competence is about understanding social function, text structure, and language substance of the descriptive text by place description shortly and simply according to the context of its use.

F. Operational Definition of Key Terms

1. The Development of English Printed Material

Developing English printed material is a product of printed material that addressed local content, based on 2013 curriculum and need analysis based.

Developing refers to designing or making a new product, create, or improve an object. Developing is as the one of key terms because the research design that researcher uses is Research and Development (R&D). In this research, the researcher will develop descriptive text material dealing with 2013 curriculum for the tenth grade students.

2. Descriptive Text

Descriptive text is a material based on describing or presenting information about a particular place and a historical building Basic competence about descriptive text based on 2013 curriculum .

Descriptive Text Materials is a creative and an attractive material especially for teaching Descriptive Text based on 2013 Curriculum, it is designed and developed by the researcher to improve the students' understanding, to give a good sample for the teachers in learning process, and to give one of the references for the institution (school).

3. 2013 Curriculum

The general plan of instruction that include describing or presenting information about a particular place and a historical building basic competence. The material topics are about let go which is containing ecotourism destination, historical places containing several famous historic buildings, and waterfall which is containing famous waterfalls known to the majority of students by considering three aspects of characterisrtics; 1. Based on 2013 curriculum, 2. Need analysis based, 3. Local content.

It is designed to ensure that the students will achieve the purpose of the lesson. Also, it allows for the evaluation of the students' needs. Then, it provides simple procedure to design and develop materials.

CHAPTER II

LITERATURE REVIEW

A. *Review of Related Literature*

1. **Some Previous Related Research Findings**

This part, the researcher writes down some previous related research findings, some of them are states below:

Sherly said in her thesis : “*Pengembangan Media E-Book Pada Mata Pelajaran Bahasa Inggris Kelas X Di SMA Negeri 2 Padang Panjang*” She concluded that on testing the effectiveness of learning, known to the average value obtained by the experimental class is 77.94, this average value is higher than the control class that does not use the media e-book learning but only using English textbooks. the average achieved by the control group was 73.94 thus it can be concluded that the use of e-book media in field trials has met very good categories and fit for use in learning English in SMA Negeri 2 Padang Panjang Grade X.³

Sukirman cited in Ridwan in his research “Developing English Morphology Course Material for Undergraduate Students” state that most students are not interest and motivated to learn English Morphology as one of the most difficult courses and after identifying the problems and analyzing the factor. He design and develop English Morphology book as perfect as possible

³ Yudistiya Utari Sherly. “*Pengembangan Media E-Book Pada Mata Pelajaran Bahasa Inggris Kelas X Di SMA Negeri 2 Padang Panjang*”, Thesis. 2014

to build up students' motivation and stimulate them to be autonomous learners.⁴

Ganjarsari found out from her survey on students of 7B class of SMP Wahid Hasyim Malang that the newest curriculum, 2013 Curriculum, which consists of many materials in one chapter make the students are considering to get bored. Therefore, the teacher should provide interesting media and material to the students. By her study, she conducted a research in developing the song to teach language components for the seventh graders of SMP Wahid Hasyim Malang that evidently can support the learning activity and improve students' mastery in vocabulary, pronunciation, and grammar.⁵

Based on findings above, the researcher concluded that teaching descriptive text material is need the good method, media, or another way to support and to motivate the students in learning the topic as well as the teachers are need an extra source exclude the teacher's book that provided by the government. Hence, this research in the fact will bring a good product as mention before which is able to help both the teachers and the students in teaching and learning process. The product will be printed material about descriptive text material that the teachers may claim as sources in teaching English. The researcher will develop material that makes the students easy to learn and easy to understand.

⁴ Ridwan Limpo, "Developing Descriptive Text Materials Dealing with 2013 Curriculum of the Seventh Grade in MTsN.Balang-Balang", *Thesis* (Makassar: Tarbiyah and Teaching Science Faculty, 2016), p. 10.

⁵ Ganjarsari. *Developing The Song To Teach Language Components for The Sevens Grades of Smp Wahid Hasyim Malang*. Thesis 2015

2. Some Pertinent Ideas

a) Concept of Materials Development

According to Tomlinson, material development is everything made by people (the writers, the teachers, or the learners) to give and utilize information and provide experience of the using language, which is designed to promote language learning. So, in developing materials they need to identify, first, learners' needs and consider the objective of the learning. Then, they can develop the materials by adapting them in order to improve or to make them more suitable to learners' needs. Adaptation can be carried out by reducing, adding, omitting, modifying, and supplementing learning materials.⁶

b) Concept of Descriptive Text

Descriptive text is a kind of text with a purpose to give information. The context of this kind of text is the description of particular thing, animal, person, or other.

In addition, the generic structures of descriptive text are consists of identification and description. Identification is identifies phenomenon to be describe, while description is describes parts, qualities, characteristics, etc. The language features of descriptive text often uses 'be' and 'have'. Tense which is often used is simple present tense. However, sometimes it uses past tense if the thing to be described does not exist anymore.⁷

⁶ Tomlinson Brian. *Materials Development in Language Teaching*. United Kingdom: Cambridge University Press. 2011.

⁷ Mursyid, m. *English Learning Handout For Grade VIII: Learning Descriptive Text*. SMPN 1 Karangdadap.

c) Concept of 2013 Curriculum

The Curriculum English is stated as an adaptive subject that has two major purposes. First is to comprehend the basic knowledge and skill program achieved, and second is to implement those skills and knowledge so that the students can interact well using spoken and written English at the intermediate level. According to the Laws of Education System No. 20 of 2003a, a curriculum includes some ways or methods as manual or learning activities in order to achieve some specific educational purposes. The recent curriculum applied in school is curriculum 2013.

In addition, It points out that the aim of education is to develop three aspects of student's competences which are attitude, knowledge, and skill. Those competences are formulated in the core competences (KI) which has one or more basic competences (KD). The first and second core competences (KI-1 and KI-2) are applied to develop the religious and social competences and the third and fourth core competences (KI-3 and KI-4) are applied to develop the knowledge and skill competences of the students.

Further, curriculum 2013 proposes scientific approach as the guidance in the language teaching and learning process.⁸

⁸ Yohana Dian Ratna Purnamasari, "DEVELOPING ENGLISH LEARNING MATERIALS FOR GRADE X STUDENTS OF BEAUTY STUDY PROGRAM", *Thesis* (Yogyakarta: English Education Department Faculty Of Languages And Arts State University Of Yogyakarta, 2015), p. 7-8.

B. Theoretical Framework

The theoretical framework of the study is summarized in a visual illustration below:

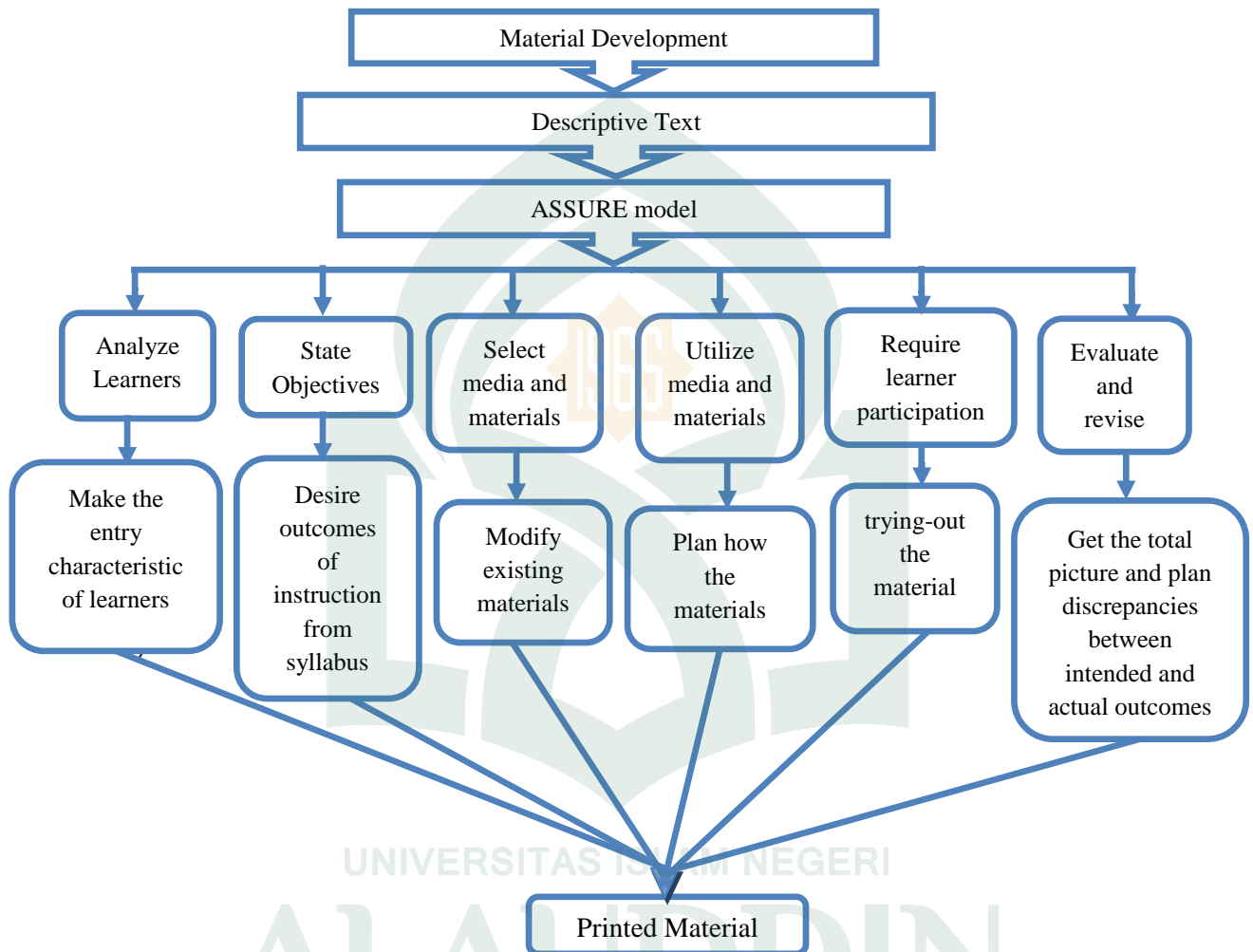


Figure 1. Theoretical Framework

The study is aimed at developing descriptive text materials dealing with 2013 curriculum of the tenth grade in SMA 16 Makassar. Based on the 2013 curriculum, teachers as educators and facilitator should be able to implement the 2013 curriculum in teaching and learning processes.

They have to be productive, creative, innovative in teaching process and be able to develop the students' competence. It is stated that one of the purpose is to make the teachers able to vary the learning and teaching activities in the class so that the students will feel happy and enjoying learning English.

Since the teacher only uses an English module and a students' handbook that do not vary the learning activities based on 2013 curriculum in the class. Here, the teacher should provide some kinds of supplementary materials that support the English teaching process. In this time, the students have a strong sense of fun, delight in talking, fantasy, imagination, and movement. Related to these points, the activity in the developed materials especially descriptive text materials. The reason why the material needs to be developed is that there were lacks of learning resources that provide enough opportunities for the students to active and to use the objectives of language in daily life. If there were no materials that provide activities for the students, the objective of the English learning process will not be successfully achieved.

The problem needs to be solved. One of the ways to handle this problem is to develop supplementary materials especially the materials stated previously. There are many models in developing teaching materials. One of them is ASSURE model that consists of *analyze learners, state objectives, select media and materials, utilize media and materials, require learner participation, and evaluate*

*and revise.*⁹ The reason why the researcher chose ASSURE model in this study because it is suitable with the research.

There are some instruments that used by the researcher in every phase to measure the rate of quality of the developed materials.

In analyze learners phase, researcher made the entry characteristics of learners by using questionnaire. Then, state objectives phase, researcher stated the desired outcomes of instruction in specific and measurable terms derived by syllabus.

The next phase is select media and materials phase, in this phase the researcher modified existing materials and indicate that original development may sometimes be possible by connecting the first and the second phase.

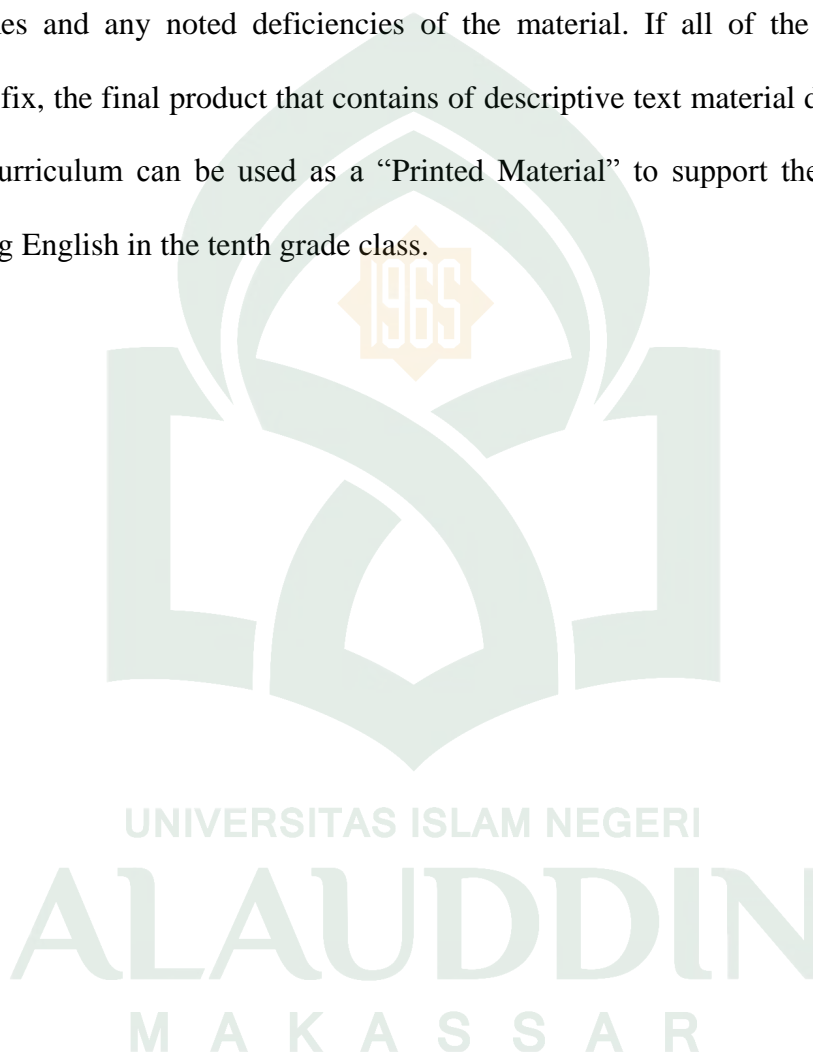
After that, utilize media and materials phase, the researcher planned how the materials used to implement the method by preview the materials and practice the implementation, prepare the class and ready the necessary equipment or facilities and conduct the instruction using utilization techniques described in the chapter.

Subsequently, in require learner participation phase, the researcher required learner active mental engagement by trying out the material.

⁹ Kent L. Gustafson dan R. M Branch, *Instructional Development Models* (New York: ERIC Clearinghouse on Information & Technology, 2002).

The last is evaluate and revise phase, in evaluate the researcher assured both learner achievement of the objectives and the feasibility of the instructional process itself to get the total picture by giving rubrics to the expert.¹⁰

Revision is then planed based on discrepancies between intended and actual outcomes and any noted deficiencies of the material. If all of the phases are clearly fix, the final product that contains of descriptive text material dealing with 2013 curriculum can be used as a “Printed Material” to support the teacher in teaching English in the tenth grade class.



¹⁰ Kent L. Gustafson dan R. M Branch, *Instructional Development Models* (New York: ERIC Clearinghouse on Information & Technology, 2002).

CHAPTER III

METHOD OF THE RESEARCH

A. Research Method

This research is Research and Development (R&D). It has many models which can be applied by researchers such as ASSURE model, Borg & Gall model, Dick and Carey model, Kemp model and many others. Based on those models stated previously, the researcher will use ASSURE model because this model allows the use of external resource and technology other than simple teaching using textbooks, focus on step by step instructions for instructors to see the pros and cons of the lesson, provide lesson planning foundation while allowing creativity from the instructors, students can use computer software to make revisions to their homework quick and easy.¹¹




Figure 2. The ASSURE's Model

¹¹ Lixin Han, "The ASSURE Model: Integrating Technology into Learning"

B. Development Model

The procedures in developing Congratulating Others with ASSURE model which provides six phases;

The A for *analyze learners* acknowledges the importance of determining the entry characteristic of learners. Henich, Molenda, Russell, and Smaldino caution teachers about the feasibility of analyzing all learner attributes. They suggest that only selected “general characteristics” (e.g., grade level, job or position, and cultural and economic factors) and selected specific entry competencies (e.g., knowledge, technical vocabulary, attitudes, and misconceptions) be examined. They also suggest that “learning style” (anxiety, aptitude, visual and auditory preference, and so on) be considered, but acknowledge problems of defining and measuring these characteristics.

Their second step, S, for *state objectives*, emphasizes the need to state the desired outcomes of instruction in specific and measurable terms. A rationale for stating measurable objectives is presented, including their role strategy and media selection, assessment of learning, and communicating the intent of the instruction to learners. (the ABCD format-representing *audience, behaviors, condition, and degree* – they suggest for writing complete objectives is easy to remember and apply.)

The second S in their model, *select media and materials*, recognizes that most teachers have little time for designing and developing their own materials. However, the authors do discuss the option modifying existing materials and

indicate the original development may sometimes be possible. The procedures and criteria they present for selecting media and materials provide useful guidelines to teachers and those assisting teachers in that task.

The U, or *utilize media and materials* step, in their model describes how teachers need to plan for utilizing the selected media and materials in the classroom. The practical advice they offer recognize and realities of most American classrooms and the fact that teachers play a central role in delivering most instruction.

The R, *require learner participation*, step in the assure model emphasizes the importance of keeping learners actively involved. The role of feedback and practice are also described . While one might question why learner participation is singled out over and above other design considerations and elevated to a step in the assure model, henich, molenda, rissel and smaldino consider it to be of primary importance.

The last, E for *evaluate and revise* , is in reality two steps; evaluate and revise. They discuss the importance of evaluating the “total picture” to assure both learner achievement of the objectives and the feasibility of the instructional process itself. Revision is then planned based on discrepancies between intended and actual outcomes and any noted deficiencies of the media, methods or materials.¹²

¹² Kent L. Gustafson dan R. M Branch, *Instructional Development Models* (New York: ERIC Clearinghouse on Information & Technology, 2002), p. 22-24.

C. Research Subject

The subject that researcher used in this research is the tenth grade students of SMAN 16 Makassar. The subject is selected by the researcher because the English teacher of the first year students in this school has been using 2013 curriculum in teaching the materials in the class.

D. Type of Data

Type of data that obtained in this study are qualitative and quantitative data. The data are gathered from the experts' and teacher's judgment rubrics, experts' interview, and questionnaire of students. From the experts' judgment and interview, researcher obtained some information about the strengths and weaknesses of the developed material. Meanwhile, from the questionnaire, researcher obtained some information about the general characteristics, entry competencies, and learning style of the students especially about descriptive text material.

E. Research Instruments

This research used three kinds of instruments. They are questionnaire, interview, and rubric.

The first, rubric adapted from Ghobrani and Wodyatmoko as cited in Miftahul Khoir is used to evaluate or validate the product. It consists of seventeen (17) criteria to be evaluated in term of *cover design, letter, typing, spacing, layout, organization of materials, instructional objectives, topics, examples,*

*exercises, activities, instruction, coverage of materials, language, summary, and glossary.*¹³

The first is questionnaire, the questionnaire will be given to students for conducting analyze learners. **(See appendix 1)**. The second instrument is interview will be given to the teacher.

The third is rubric. This rubric is addressed to experts, students, and teachers. Experts' judgment rubric is used for formative evaluation whereas rubric for students and teachers are used for summative evaluation. **(See appendix 4)**

F. Data Collecting Procedure

The data collection procedures in this research begin from the researcher came into to the class with bring questionnaire consists of several topics related for the research subject or students. The researcher asks to the students to answering the questionnaire during 30 minutes. After that the researcher collected the questionnaire from the student. The result from the students' questionnaire about the topics became the topics for the printed materials developed by researcher in this research. After determine several topics, the researcher developed the printed materials through two phases: analyze learner and instructional design.

Furthermore, the researcher conducted a pre-validation and past-validation after the researcher conduct the first try-out toward the expert content. The last

¹³ Miftahul Khoir, "Developing English Learning Materials for Young Learners Based on Needs Analysis", *Thesis* (Makassar: School of Graduate Studies, State Islamic University of Alauddin, 2015).

phase is analyzing the data through formative evaluation to determine the experts' validation and the students' acceptability.

G. Try Out

The try-out design of the study was field try-out. In this case, the product was tried-out to the target subjects in the designed situation by the researcher and teacher in the classroom in order to evaluate the quality of the developed materials. It was beneficial to find out the appropriateness of the product in the real situation later. Furthermore, experts, teacher, students, and researcher worked together to evaluate the result of field try-out.

H. Data Analysis Technique

In line with the data of this research, there are two kind of technique in analyzing obtained data; qualitative and quantitative. Depending on the basic philosophical approach of the qualitative researcher, many methods exist for analyzing data.

According to Lexy J. Moleong, data analysis is the process of sorting the data into patterns, categories and descriptions unit basis so that it can be found and can be formulated as working hypotheses suggested by the data. Miles and Huberman in Thomas stated that qualitative data analysis consists of three concurrent flows of activity: data reduction, data display, and conclusion drawing/verification.

In data reduction phase, the data obtained from the field is quite a lot for it. So, it should be noted carefully and detail. The more longer researchers in the field, the amount of data obtained more and more complex and complicated. So that, it needs to be done analysis of data through data reduction. Data reduction

means to summarize, pick things that are the principal focus on things that are important, look for themes and patterns. Thus the reduced data will provide a clearer picture and facilitate researchers to conduct further data collection and search when needed. In the second phase, after reduction data, the next step is data display. In qualitative research, data presentation can be presented in a brief description, the relationship between categories and the like. The last phase, Conclusion drawing / verification, the initial conclusion is temporary and will change if there is not found strong evidence supporting the next phase of data collection. But if the initial conclusion is supported by strong evidence which is valid and consistent when researchers returned to the field to collecting data, the conclusions put forward a credible conclusion.¹⁴

The second technique is quantitative. The researcher use the assessment format in the following ways:

Table 1.1

The Criteria Score of Expert Rubric

Criteria	Score
Strongly Agree	4
Agree	3
Disagree	2
Strongly Disagree	1

¹⁴ Harvito, Kaezar. "Teknik Analisis Data". Post on 9 February 2016. Accessed on 10 November 2016. <http://harvithokzr.blogspot.co.id/2016/02/teknik-analisis-data.html.2016>.

After that, find the highest score by:

$$\text{Highest score} = \text{Number of validator} \times \text{Number of indicators} \times \text{Maximum}$$

Score

Determination of the value of validity by means

$$\text{Validity value} = \frac{\text{Number of scores obtained}}{\text{Maximum score}} \times 100.$$

Provide the assessment of validity with criteria such as the following:

Table 2.1

The Validity Criteria of Expert Rubric

Validity Value (%)	Criteria
90- 100	Very Valid
80- 89	Valid
60- 79	Quite Valid
0- 59	Invalid

Thus, from the percentage formula above, the researcher can conclude the percentage level of validity of her product based on predetermined criteria.

UNIVERSITAS ISLAM NEGERI
ALAUDDIN
M A K A S S A R



CHAPTER IV

FINDINGS AND DISCUSSION

A. *Findings*

The result of the research finished based on ASSURE model which had been done on the development. Furthermore, this section presented some results in the developing English language printed materials for descriptive text. They included the result of needs analysis, the result of product design by utilizing the qualitative and quantitative method, and the results of validation by analysing the correction and suggestion from experts.

a. *The Result of Teacher Interview Related to the English Material that are Currently Used*

The result of teacher interview, the teacher indicated that the teachers currently used single source from textbook only. This textbook is a compulsory one textbook provided by schools. The books are designed for fulfillment of 2013 curriculum.

In fact, there are many problems found in the book. As the teacher interview, the researcher identified several weakness in the existing teaching materials. Among them; the material contained in the book does not use local content, thus making it difficult for students to understand because it is not familiar to them. The materials provided also does not fit the needs of students because too many exercises while very few examples, thus making students confused in doing the task.

The teacher said that teaching materials that have been chosen so far is still relying on exercises thus so confusing for learners. When they want to complete the exercises they have difficulties because it is not preceded by the provision of an adequate sample.

Additionally, in the book also found the title that is not sync with the contents and also found some error grammar rules. The teacher said that the layout of the book is not interesting. Consequently, the majority of students feel bored. Boredom causes disinterest in the quality of teaching materials that can not be realized properly.

b. *In this study, the researcher adapt the ASSURE model*

ASSURE model is a model used by the researcher in material development proceduresas to developed descriptive text material based on describing or presenting information about a particular place and a historical building basic competence in 2013 curriculum for the tenth grade students in SMA Negeri 16 Makassar.

➤ *The Result of ASSURE Model*

1. The result of Analyze Learners

a. *The result of analyze learners of materials based on the syllabus*

The result of needs analysis based on the materials in the syllabus of 2013 Curriculum covering the 3.4 and 4.4 competencies were expected to the students to able to describe places. First, the 1 core topics had been designed into 3 subtopics which appropriated with 5 meeting learnings.

In other words, materials of descriptive text were developed in several subtopics. They are lets go, historical place, and waterfall. Second, every meeting had a core skill that was integrated one another in flows of skill that were arranged sistematically. Again, learning activities dealt with scientific approach included observing, questioning, collecting information, associating, and communicating. Last, the developed learning instruction referring to the type of activities was consisted of individual, pair, and group activitiy, the amount of activities, and text structure. These materials were developed in order to provide suitable materials for the tenth grade students in SMA Negeri 16 Makassar.

b. The result of analyze learners of developing learning materials based on the student's questioinaires

The questionnaires consisted of three parts. The first was general characteristics. The second was entry competencies. And the third was learning style. After distributing the questionnaires, then the findings were concluded in this part into a table as shown below;

1. *Table 3.1, the result of questionnaire part A (General Characteristics)*

No .	Characteristics	Answer	Conclusion
1.	Amount of student		
	Male	13	Most of the students are female
	Female	17	
2.	Address/Location		

	City	29	Most of students live in the city
	Island	1	
3.	Previous School		Most of the students graduated from medium quality school
	Good Quality	7	
	Medium	21	
	Low	2	
4.	Religion		Most of the students are islam
	Islam	29	
	Hindu	1	
5.	Mother Tongue		Most of the students mother tongue is Bahasa Indonesia
	Bahasa Indonesia	25	
	Bahasa Makassar	4	
	Bahasa Bugis	1	
6.	Ethnic		Most of the students ethnic is Makassar
	Bugis (Pinrang, Sidrap, Bone, Maros, Sinjai)	5	
	Makassar	20	
	Palopo	1	
	Enrekang	1	
	Bau-bau (Buton)	1	
	Kendari (Toloki)	1	
Selayar	1		
7.	Personal Gadget		All the students have gadget, Smartphone is the most
	Handphone	12	
	Smartphone	17	
	Note	1	
8.	Father Education		Most of their father are graduate from Senior High School
	Elementary School	1	
	Junior High School	4	
	Senior High School	17	

	Bachelor	7	
	D3	1	
9.	Mother Education		Most of their mother are graduate from Senior High School
	Elementary School	5	
	Junior High School	3	
	Senior High School	16	
	Bachelor	6	
10.	Parent Income		Most of the students from Medium-economic Level
	100.000-500.000 K	1	
	500.000-1.000.000 M	4	
	1.000.000-2.000.000 M	18	
	2.000.000-5.000.000 M	7	
	5.000.000-20.000.000 M	-	

Based on the questionnaire part A, the researcher concluded that most of students are female, most of students live in the city, most of students graduated from medium quality school, there is a Hinduism in the class while another students are islam, most of students mother tongue is bahasa Indonesia, most of the students ethnic is Makassar, all of the students have gadget but smartphone is the most, most of their father and mother graduate from senior high school, and most of the students from medium-economic class level.

2. Table 4.1, The Result of questionnaire part B (Entry Competencies)

No.	Questions	Answer	Conclusion
1.	Common Obstacle in learning English		
	The limitation of Vocabulary	9	Most of the student's obstacle in learning English are difficulty in pronunciation and the limitation of vocabulary
	Lack of knowledge in grammar	6	
	Difficulty in pronunciation	14	
	Other	1	
2.	The most difficult skill		
	Listening	16	Most of the students considered listening and speaking as the most difficult skill
	Speaking	13	
	Reading	-	
	Writing	3	
3.	Join English Course		
	Yes	3	Most of the students not join English course
	No	27	
4.	Had heard about descriptive text material		
	Yes	30	All of the students have heard about descriptive text material
	No	-	
5.	Familiar local ecotourism		
	Ke'te kesu Toraja	2	Losari beach is the most familiar local ecotourism for the students
	Losari beach	12	
	Apparalang, Bulukumba	-	
	All the place	12	
Nothing	4		

	Familiar international ecotourism		
6.	Aurora, Norwegia	7	Most of the students familiar with N Seoul Tower as the world ecotourism
	Vaadho, Maladewa	-	
	N Seoul Tower, Korea i	10	
	All the place	6	
	Nothing	7	
7.	Familiar Local Historical Place		Most of the students know all the place mentioned. So, fort Rotterdam is the most
	Fort Rotterdam	11	
	Fort Sombaopu	2	
	Balla Lompoa Museum	1	
	All	19	
	Nothing	-	
8.	Familiar international historical place		Most of the students familiar with all the place mentioned, in order taj mahal, India is the most familiar international historical place
	Taj Mahal, India	12	
	Pisa aslant tower, Italia	2	
	Mesir pyramid and spink	3	
	All	12	
	Nothing	1	
9.	Familiar local waterfall		Most of the students familiar with all the place mentioned, but Bantimurung is the most one
	Bantimurung waterfall	11	
	Karawa waterfall, Pinrang	2	
	Ketemu jodoh waterfall, Gowa	1	
	All	19	
	Nothing	-	
10.	Familiar international waterfall		Niagara waterfall, AS
	Niagara waterfall, AS	9	

	Angel waterfall, Venezuela	1	Most of the students didn't know the kind of waterfalls mentioned. But Niagara waterfall is the most international waterfall they choose
	Iguazu waterfall, AS	1	
	All	6	
	Nothing	13	

So, based on the entry competencies data the researcher concluded that most of the student's obstacle in learning English are difficulty in pronunciation and the limitation of vocabulary, most of the students considered listening skill is the most difficult skill, just 3 from 30 students that join the English course, all students have heard about descriptive text material, most of students choose losari beach, n Seoul tower, fort Rotterdam, taj mahal, bantimurung waterfall, and Niagara waterfall, as the familiar place they know.

3. *Table 5.1, the result of questionnaire part C (Learning Style)*

No.	Characteristics	Answer	Conclusion
1.	Learning Style		
	Audio	12	Most of the students are Audio and Visual
	Visual	10	
Kinestetik	8		
2.	Learning (Manner)		
	Individual	9	Most the students choose group as the most effective manner
	Group	16	

	Pair	5	
3.	Enthusiasm		
	The Appearance of Learning Material is Attractive	10	The students enthusiasm with creative media in learning and the appearance of learning material
	The learning model is varied and different from usual	9	
	The Learning Media is Creative	11	
	Other	-	

Part C consisted of 3 questions, as a conclusion founded that the students were liked a learning style with audio and visual style in the learning process. They also liked to do the project with a group, and when they were asked to present a learning material they would like to present it with their group or with their partner. And The students enthusiasm with creative media in learning and the appearance of learning material during the learning process.

c. The result of Expert judgment suggestion

The questionnaire that used by the researcher to analyze the students' needs were originally designed. At the first time, it was designed by deciding the components that would be put on the questionnaire until it done with four parts. The first part consisted of six questions related to the organization of the materials, the point of the questions was to know the target of the materials systematic. Furthermore, in the second part that consisted of one questions related to the systematic English teaching, these questions were pointed to

know the activities are attractive and motivate the learners in order to achieve the target in designing the materials that applicable for the students. Then, in the third part that consisted of three questions, the point of these questions was to know the systematic content of English. The last part is about the language, the point are to know the level of accuracy, clarity and the understandable the language used.

Moreover, this questionnaire was not directly distributed to the students. It was proposed to the expert to correct and to give suggestion according to the questionnaire made. Then, the expert was suggested to delete and change some components of the answer choice of each question and resulting the final questionnaire that distributed to the students. Therefore, the result of this questionnaire was accepted and validated by the expert since it was relevant and applicable for the students.

2. State Objective

In this step, emphasizes the need to state the desired outcomes of instruction in specific and measurable terms. A rationale for stating measurable objectives is presented, including their role strategy and media selection, assessment of learning, and communicating the intent of the instruction to learners. And the researcher write down the state objective according to the topic below;

a. *Unit 1, Lets go..*

After studying this unit, students are expected to be able to:

- √ Identifying the meaning , social function, text structure, and linguistics element in simple descriptive text of oral and related writing of ecotourism appropriately.
- √ Mention and exemplifies the use of vocabulary-related descriptive text about ecotourism properly.
- √ Give an example of using noun phrase accurately.
- √ Demonstrating one of the ecotourism that have been visited or heard in front of the class in detail.

b. *Unit 2, Historical place*

After studying this unit, students are expected to be able to:

- √ Identifying the meaning , social function, text structure, and linguistics element in simple descriptive text of oral and related writing of historical place appropriately.
- √ Mention and exemplifies the use of vocabulary-related descriptive texts about historical place properly.
- √ Give an example of using participle adjective accurately.
- √ Demonstrating one of the historical place that have been visited or heard in front of the class in detail.

c. *Unit 3, Waterfall*

After studying this unit, students are expected to be able to:

- √ Identifying the structure of the descriptive text related to the waterfall tour correctly.
- √ Mention and exemplifies the use of vocabulary-related descriptive texts about waterfall tour properly.
- √ Give an example of using active and passive voice accurately.
- √ Describe one of the waterfall tour that have been visited or heard in front of the class in detail.

3. The Result of the Select Media and Materials

1) Content Materials

In the second topic, it covered 3.4 and 4.4 competencies based the syllabus of 2013 Curriculum about descriptive text. The topic leaded 5 meetings from 3 contents as stated before. The content of materials for the fifth meeting was about lets go, historical place and waterfall.

2) Primary Skill

Same with the first topic, in the second and the third topic, speaking, reading and writing was the skill most used as core skill.

3) Scientific Approaches

In the first topic, the teacher asked students to observe what the descriptive text is. Next, they followed the teacher in pronouncing words on the book. An then, they were given opportunity to read the passage about losari beach to answer the question comprehension in

the questioning phase. After that, the teacher ask them to identify the main idea each paragraphs and then summarize the most important details in their own words in collecting phase.

In different time, the teacher ask them to complete the vocabulary in the column which is the word is taken from the reading of losari beach, and then they are allowed to assosiate their answers to their friends. Students are selected by the teacher to read out the text about namsan tower in front of the class while the other students analyze the generic structure. After that, the students are asked to write down one of the ecotourism they have visited and share it with their friends in communicating phase.

In the second topic, the students observe the word that does not fit with the category. And then in questioning phase, they have to answer the question based on the passage. Next, students are asked to write down information obtained from some references to answer questions about the images provided in collecting phase. After that, teacher ask the students to work in pair with one of their classmate in associating phase to classify the word based on the predefined category. And the last phase or communicating phase, students are asked to tell alternately about historical places they have visited while other group member write down the information they get.

In the third topic, the students observe the word and describe it with picture. Then students followed the teacher in pronouncing the

word on the book. Teacher ask them to read the passage and then matching images based on existing paragraphs on reading activity, then they answer question in questioning phase. After that, teacher ask the students to write the passive form from active form after collecting previous information about active and passive form in grammar review. Next in associating phase, students are asked to make dialogue with their classmate seat and practice it in front of the class. Last, students make a short essay about wonderful waterfall to visit and then give to the teacher to chech their description and communicate with their friends about their own description.

4) Learning Instruction

Type of activity here as stated before were the type of the project or assignment given. It could be self-activity, pair activity, group, etc. Furthermore the first topic include 9 activities, the second topic 7 activities and the last topic was 14 activities.

The last learning instruction, text structure, in the first topic the grammatical rule about noun phrase where noun goes with an adjective. The second topic is the use of participle adjective. And the third topic is the use of active and passive voice.

In addition, the learning instructions stated previously were designed based on the syllabus of 2013 Curriculum especially in the text structure and activity. Thus, the analyze learners was also been a

resources in designing the product especially in type of activity and the appearance of the product.

4. The Result of Utilizing Media & Material

1. Reviewing the materials

In this section, the researcher makes sure that the material completely ready before beginning the lesson.

2. Preparing the material

The researcher prepares the material by bringing the full copies of the material to the students.

3. Preparing the environment

The researcher checks the classroom condition. The researcher should make some trials before the teaching stage against any possible misfortunes.

4. Preparing the students

It is well-known that there is a close relationship between the readiness levels of learners (motivation) and learning. In order to prepare and to attract the notice of the students for the lesson, the researcher and gave general information, such as the objectives of the lesson.

5. Ensuring a learning experience

After the preparations and controls were completed, the instructor can start the teaching stage.

5. The Result of Require Learner Participation

In this step, the researcher write down the activities according to the product with time allocation each activity, type of activity, and also what kind of excercises use in the product.

Table 6.1, The Activity in Require Learner Participation

Topic 1, lets go..!!!.

Time Alocation	Type of activity	Model of Excercise
10 minutes activity 1, Starting Up	Big group, Discussion.	Think a sentence or phrase, whisper, and speak out loud.
15 minutes	Individual practice	Observing about descriptive text (the definition, generic structure and language features)
10 minutes activity 2, Sound out	Individual practice	Listen and pronounce vocabulary
30 minutes activity 3, Reading and answer question	Individual	Questioning
15 minutes activity 4	Individual and pair	Assosiating
10 minutes activity 5	Pair	Complete the blank dash
15 minutes Grammar review	Individual practice	Understand about noun phrase.
5 minutes activity 6	Individual practice	Make 5 sample noun phrase
10 minutes activity 7	Individual practice	Complete sentence with the word in the box

30 minutes activity 8 Speaking	Individual practice	Speak in front of the class
25 minutes activity 9 Writing	Group	Communicating
5 minutes Reflection	Individual	Self Reflection

Topic 2, historical place.

5 minutes activity 1, Starting up	Group	Observing
10 minutes activity 2, Listening	Individual practice	Listen and Pronounce Vocabulary
10 minutes activity 3, Vocabulary	Individual practice	Find the words meaning and make sentence
20 minutes activity 4, Reading and question comprehension	Individual	Questioning
10 minutes activity 5, Writing	Pair	Collect information
10 minutes activity 6,	Individual	Fill in the blanks
5 minutes Grammar review	Individual	Understand about pasrticiple adjective
5 minutes activity 7	Pair	Assosiating

15 minutes activity 8, Speaking	Group	Communicating
5 minutes Reflection	Individual	Reflection

Topic 3, waterfall.

10 minutes activity 1, Starting up	Pair or small group	Observe the word and describe it with picture
10 minutes activity 2, Vocabulary	Pair	Match the word with the definition
10 minutes activity 3, Sound out	Individual	Listen and pronounce
15 minutes activity 4, Reading	Individual	Read visiting Niagara falls text
5 minutes activity 5	Group	Match paragraph according to the picture
10 minutes activity 6	Individual	Answer question
10 minutes Grammar review	Individual	Understand about active and passive voice
10 minutes activity 7	Group	Discussing
10 minutes activity 8	Group	Discussing
10 minutes activity 9	Pair	Assosiating
20 minutes activity 10, Reading	Individual	Read bantimurung waterfall and answer the question
10 minutes activity 11, Vocabulary	Individual	Match vocabulary with the meaning

20 minutes activity 12, Writing	Individual	Make short essay
10 minutes activity 13, Speaking	Individual	Speak in front of the class
15 minutes activity 14	Group	Communicating
5 minutes Reflection	Individual	Self reflection

6. The Result of Evaluate and Revise

a. *The Result of Development of Rubric for Expert and Teacher.*

This section presented some aspects about descriptive text about describing places. They included the systematic organization of material, systematic of English teaching, and systematic content of English. There is an answer score with criteria based on the Likert Scale as modified as follows;

1. *The Criteria Score of Expert Rubric*

Find the highest score by

$$\text{Highest score} = \text{Number of Validator} \times \text{Maximum Score}$$

$$= 3 \times 4$$

$$= 12$$

2. *Determination of The Value of Validity by Means*

$$\text{Validity value} = \frac{\text{Number of scores obtained}}{\text{Maximum score}} \times 100.$$

In 100%

90-100 = Very Valid

80-89 = Valid

60-79 = Quite Valid

0-59 = Invalid

Provide an assessment of validity value with criteria such as the following:

Criteria	Expert 1	Expert 2	Expert 3	Total score	Validity Value	Validity
1	4	4	4	12	100	VV
2	4	4	4	12	100	VV
3	4	4	4	12	100	VV
4	4	4	4	12	100	VV
5	4	4	4	12	100	VV
6	4	4	4	12	100	VV
7	4	3	3	10	83.333	V
8	4	4	4	12	100	VV
9	3	4	3	10	83.333	V
10	3	3	3	9	75	QV
11	3	3	3	9	75	QV
12	4	4	4	12	100	VV
13	4	4	4	12	100	VV
14	4	4	4	12	100	VV
15	4	4	4	12	100	VV
16	3	4	4	11	91.67	VV
17	3	3	3	9	75	QV
18	4	4	4	12	100	VV

19	2	4	3	9	75	QV
20	4	4	4	12	100	VV
21	3	3	3	9	75	QV
22	3	3	3	9	75	QV
23	4	4	4	12	100	VV
24	4	4	4	12	100	VV
25	3	3	4	10	83.333	V
26	3	3	3	9	75	QV
27	4	4	4	12	100	VV
28	4	3	4	11	91.67	V
29	4	4	4	12	100	VV
30	3	3	3	9	75	QV
31	3	3	3	9	75	QV
32	4	4	4	12	100	VV
33	3	4	4	11	91.67	VV
34	3	3	3	9	75	QV
35	3	3	3	9	75	QV
36	3	3	3	9	75	QV
37	4	4	4	12	100	VV

The components of the teaching materials 3.4 and 4.4 competences that developed as a printed material already shown and checked by the expert and again to validate the learning materials expert used the instrument of learning material analysis. The learning material analysis used was the standard one, where there approximately four items marked then the printed material validated.

Moreover, the first item was the suitability of the materials with the standard competencies. Then, the expert her self marked that the learning materials in the printed material already suitable with the standard competencies. The second item was the breadth, depth, up to date, and accuracy of the teaching materials in every single meeting. The expert claimed that all the materials in were accurate and up to date since the souce were strong and accurate. Further, the third item that marked was the sample of the learning materials should showed the factual knowledge, conceptual knowledge, as well as its procedure. The expert claimed that the learning materials already showed what this item was strived for. The last item was the properness of the learning activity in every single meeting. Since the activities in the printed material were cleared and explained the step of the activity by using the scientific approaches, then the expert convinced that all the learning activities were proper. Finally, after all the items marked and resulted goods mark, the printed materials then claimed as valid.

b. *The Result of Development and Expert Judgment Suggestion*

Considering of the teaching materials that developed, the expert found some grammatical errors and misspelling words in the product especially in the instruction. The expert also told the researcher to use the simple language in the content of materials. In addition, the expert asked the researcher to give an example in some exercises. Forward, the expert said that the researcher should consider about the time allocation every activity.

B. Discussion

Curriculum is a variable that will significantly impact on decisions about designing materials for teaching. Many teachers are bound by a mandated curriculum defining the contents, skills, and values to be taught. Whether imposed at school or state level, a curriculum outlines the goals and objectives for the learners and the course of study. Whatever the curriculum, it is the teacher's responsibility to ensure that the goals and objectives of the overarching curriculum are kept close at the hand when designing materials (Nunan, 1988).¹⁵ Furthermore, the curriculum in Indonesia already experienced several changes and the latest one was called 2013 Curriculum or abbreviated with K-13.

1. The Obstacles on Implementing the K-13

The government of the Republic of Indonesia represented by the Ministry of Education and Culture has stipulated that the new curriculum, K-13 should be implemented in all levels of education all over Indonesia starting from 2013-2014 academic year. This change, of course, result in a number of consequences for the stakeholders. One of the stakeholders that directly experience the consequences most is the teacher. Below are several obstacles on implementing the K-13:

a. The teachers who have begun to feel convenient and be accustomed to with the implementation of the School-Based Curriculum (SBC), suddenly

¹⁵ Nunan. Principle in Materials Design. Post on 14 July 2014. Accessed on 27 October 2017. https://prezi.com/_b1a5glfg-ab/principles-in-materials-design-nunan-1988/.

have to shift their mind and teaching practices to this new curriculum. (Abdul Muth'im, 2014)¹⁶

b. The central government through Ministry of Education and Culture provided English textbook both for the teacher (teacher's book) and student (student's book) but the materials of the books were difficult to understand by the students.

c. The main problem is that the teachers have to design the materials for teaching and learning process based on the syllabus that already arranged by the government.

2. Designing English Materials for Teaching Descriptive Text dealing with K-13

In designing English Teaching Materials may range from one-off, single use items to extensive programs of work where the tasks and activities build on each other to create a coherent progression of skills, concepts, and language items. Moreover, in 2013 curriculum or K-13, it was arranged that the components of the materials should apply the syllabus, where core competences must be achieved. Furthermore, this research was done with a product called printed material where arranged based on K-13 and based on the analyze learners.

Furthermore, for the research questionnaire, researcher found in systematic organization of materials that the students wanted materials from conversation and observation, and material with local content.

¹⁶ Abdul Muth'im, "Revitalization Of English Teacher Education: An Effort To Improve The Quality Of Students' Learning In English", *Articles* (English Educational Program Lambung Mangkurat University Banjarmasin Indonesia, 2014).

Ganjarsari found out from her survey on students of 7B class of SMP Wahid Hasyim Malang that the newest curriculum, 2013 Curriculum, which consists of many materials in one chapter that make the students to get bored. By her study, researcher conducted a research in developing the song to teach language components for the seventh graders of SMP Wahid Hasyim Malang that evidently can support the learning activity and improve students' mastery in vocabulary, pronunciation, and grammar.¹⁷

Moreover, in systematic organization of analyze learners of questionnaire, the researcher indicated that in learning English, particularly in learning adjective and noun materials was well-organized, understandable, full color, and local content.

In addition, the result of evaluation of student's book analysis instrument by the expert, were well-defined goals. For instance, practice the useful expression, discussions, pairs, small group, and individual. The result from validation of teaching materials showed that the goals of product were clear and understandable. This product was hoped can help both the teachers and students in learning English especially about descriptive text materials.

¹⁷ Ganjarsari. *Developing The Song To Teach Language Components for The Sevens Grades of Smp Wahid Hasyim Malang*. Thesis 2015.

CHAPTER V

CONCLUSIONS AND SUGGESTIONS

A. Conclusions

Based on the findings and discussions of the research that has been done, and are associated with the formulation of the research focus, it can be concluded that the systematic organization of developing descriptive text materials dealing with 2013 Curriculum already checked by the expert in order to validate the whole materials in a printed material and claimed that it was validated by the expert.

The product was developed based on the result of the analysis of the questionnaire that distributed to the students in tenth grade students in SMA Negeri 16 Makassar where the aim of the questionnaire was to know the students' general characteristic, entry competencies, and learning style.

Product made by the researcher especially for descriptive text material are divided into three units with the tittle lets go, historical place, and waterfall which is consist of several activities each unit. Each activity is made with different time allocations in accordance with the considerations undertaken by the researcher but based on the number of hours that have been set in the existing syllabus.

B. Suggestions

This part refers to the suggestions for utilization of the product, and dissemination of the product. They were discussed on the following.

1. Utilization

This product is developed for Tenth Grade students. It can be used in English Language Teaching Department. Therefore, it is strongly recommended for the teachers who teach English subject to use this product as their primary reference.

2. Dissemination

Many ways can be done to disseminate this product. First, publishing for a commercial purpose can be the best way to disseminate it because the publisher will work hard to sell it as much as possible. Second, calling a seminar or workshop can also be away to disseminate it. It means that it was promoted to the public who attend to the seminar.

Finally, the internet is also one of the best alternatives to disseminate it. It can be uploaded either for commercial or free, and then we share its link to our friends, community, and groups using Facebook, Twitter, E-mail, and other social media.

BIBLIOGRAPHY

- Brian, Tomlinson. *Materials Development in Language Teaching*. United Kingdom: Cambridge University Press. 2011.
- Ganjarsari. *Developing The Song To Teach Language Components for The Sevents Grades of Smp Wahid Hasyim Malang*. Thesis 2015.
- Gustafson, KL & Branch, RM 2002, *Instructional Development Models*, edk 4, Printed in the United States of America.
- Han, Lixin. "The ASSURE Model: Integrating Technology into Learning". University of Victoria.
- Harvito, Kaezar. Teknik Analisis Data. Post on 9 February 2016. Accessed on 10 November. <http://harvithokzr.blogspot.co.id/2016/02/teknik-analisis-data.html>.
- Khasanah, Irma Nur. *The Implementation of 2013 Curriculum by The English Teacher and Its Barriers*, Thesis. Semarang: Education and Teacher Training Faculty, Walisongo State Islamic University. 2015.
- Khoir, Miftahul. *Developing English Learning Materials for Young Learners Based on Needs Analysis*, Thesis. Makassar: School of Graduate Studies, State Islamic University of Alauddin. 2015.
- Limpo, Ridwan. *Developing Descriptive Text Materials Dealing with 2013 Curriculum of the Seventh Grade in MTsN. Balang-Balang*. Thesis. Makassar: School of Graduate Studies, State Islamic University of Alauddin. 2016.

Mursyid, m. *English Learning Handout For Grade VIII: Learning Descriptive*

Text. SMPN 1 Karangdadap.

Muth'im, Abdul. *Revitalization Of English Teacher Education: An Effort To Improve The Quality Of Students' Learning In English. Articles* (English Educational Program Lambung Mangkurat University Banjarmasin Indonesia, 2014).

Nunan. Principle in Materials Design. Post on 14 July 2014. Accessed on 27 October 2017. https://prezi.com/_b1a5glfg-ab/principles-in-materials-design-nunan-1988/.

Purnamasari, Yohana Dian Ratna. *Developing English Learning Materials For Grade X Students of Beauty Study Program. Thesis.* Yogyakarta: English Education Department Faculty Of Languages And Arts State University Of Yogyakarta. 2015. p. 7-8.

Reinildis Atjna Cynta Rynanta & Suharmanto Ruslan, Content Analysis on the English Textbook entitled "English in Mind Starter (Student's Book), Malang: State University of Malang.

Utari Sherly, Yudistiya. *Pengembangan Media E-Book Pada Mata Pelajaran Bahasa Inggris Kelas X Di SMA Negeri 2 Padang Panjang. Thesis.* 2014.



Appendix 1
Questionnaire
(For Students)

General Characteristics

Isilah identitas anda sesuai format di bawah ini & beri tanda centang pada kotak pilihan jawaban Anda.

1. Nama :
2. Jenis Kelamin
 - Perempuan
 - Laki-Laki
3. Tempat/tgl lahir : / /
4. Kelas :
5. Alamat :
6. Asal Sekolah :
7. Kegiatan Ekstrakurikuler yang diikuti
 -
8. Agama

<input type="checkbox"/> Islam	<input type="checkbox"/> Buddha
<input type="checkbox"/> Kristen Protestan	<input type="checkbox"/> Khonghucu
<input type="checkbox"/> Katolik	<input type="checkbox"/> Lainnya
<input type="checkbox"/> Hindu	
9. Bahasa sehari hari

<input type="checkbox"/> Bahasa Indonesia
<input type="checkbox"/> Bahasa Bugis
<input type="checkbox"/> Bahasa Makassar
<input type="checkbox"/> Bahasa Jawa
<input type="checkbox"/> Bahasa Inggris
<input type="checkbox"/> Lainnya.....
10. Suku/asal daerah :

11. Gadget pribadi yang dimiliki

- | | |
|-------------------------------------|-----------------------------------|
| <input type="checkbox"/> Handphone | <input type="checkbox"/> Computer |
| <input type="checkbox"/> Smartphone | <input type="checkbox"/> Tablet |
| <input type="checkbox"/> Notebook | |

12. Pekerjaan Orang tua

- Ayah :.....
- Ibu :.....

13. Pendidikan Terakhir orang Tua

• Ayah

- | | |
|---|----------------------------------|
| <input type="checkbox"/> Tidak Tamat SD | <input type="checkbox"/> S2 |
| <input type="checkbox"/> Tamat SD | <input type="checkbox"/> S3 |
| <input type="checkbox"/> Tamat SMP | <input type="checkbox"/> Lainnya |
| <input type="checkbox"/> Tamat SMA | |
| <input type="checkbox"/> S1 | |

• Ibu

- | | |
|---|----------------------------------|
| <input type="checkbox"/> Tidak Tamat SD | <input type="checkbox"/> S2 |
| <input type="checkbox"/> Tamat SD | <input type="checkbox"/> S3 |
| <input type="checkbox"/> Tamat SMP | <input type="checkbox"/> Lainnya |
| <input type="checkbox"/> Tamat SMA | |
| <input type="checkbox"/> S1 | |

14. Penghasilan Orang Tua/bulan

- 100.000 - 500.000
- 500.000 - 1.000.000
- 1.000.000 – 2.000.000
- 2.000.000 - 5.000.000
- 5.000.000 – 20.000.000
- > 20.000.000

Entry Competencies

Berilah tanda centang pada kotak pilihan jawaban Anda.

1. Kendala apa yang terkadang menghambat anda dalam belajar bahasa inggris?
 - Vocabulary yang terbatas
 - Pengetahuan Grammar yang kurang
 - Kesulitan dalam pengucapan
 - Lainnya
.....
2. Keterampilan/Skill bahasa apa yang menurut anda paling sulit?
 - Listening (Mendengarkan)
 - Speaking (Berbicara)
 - Reading (Membaca)
 - Writing (menulis)
3. Apakah anda sedang/telah mengikuti Kursus bahasa inggris?
 - Ya
 - Tidak
4. Apakah anda pernah belajar/mendengar tentang teks deskriptif?
 - Ya
 - Tidak
5. Jika bercerita tentang tempat wisata local, maka tempat mana yang familiar bagi anda?
 - Ke'te kesu toraja
 - Pantai losari
 - Apparalang, Bulukumba
 - Semuanya
 - Tidak ada

6. Jika bercerita tentang bangunan bersejarah terkenal-lokal, tempat mana yang familiar bagi anda ?

- Benteng rotherdam
- Benteng sombaopu
- Museum balla lompoa
- Semuanya
- Tidak ada

7. Jika bercerita tentang air terjun lokal, tempat mana yang familiar bagi anda?

- Air Terjun bantimurung (Bantimurung waterfall)
- Air Terjun Karawa, Pinrang
- Air Terjun Ketemu Jodoh, Gowa
- Semuanya
- Tidak ada

8. Jika bercerita tentang tempat wisata nusantara, maka tempat mana yang familiar bagi anda ?

- Tanah lot
- Raja ampat
- Tangkuban perahu
- Semuanya
- Tidak ada

9. Jika bercerita tentang bangunan bersejarah terkenal nusantara, maka tempat mana yang familiar bagi anda ?

- Candi Borobudur
- Cari prambanan
- Lawang sewu
- Semuanya
- Tidak ada

10. Jika bercerita tentang air terjun di nusantara, maka tempat mana yang familiar bagi anda?

- Air Terjun Dua Warna, Deliserdang, Sumatra
- Air Terjun Sendang Gile, Lombok
- Air Terjun Lawean, Tulungagung, Jawa Timur
- Semuanya
- Tidak ada

11. Jika bercerita tentang tempat wisata dunia, tempat mana yang familiar bagi anda ?

- Aurora, norwegia
- Vaadho, maladewa
- N seoul tower, seoul korea
- Semuanya
- Tidak ada

12. Jika bercerita tentang bangunan bersejarah terkenal dunia, tempat mana yang familiar bagi anda ?

- Taj mahal, agra, india
- Menara miring pisa, italia
- Piramida dan spink mesir
- Semuanya
- Tidak ada

13. Jika bercerita tentang air terjun di dunia, tempat mana yang familiar bagi anda?

- Air Terjun Niagara, Kanada/Amerika Serikat
- Air Terjun Angel, Venezuela
- Air Terjun Iguazu, Amerika Selatan
- Semuanya
- Tidak ada

Learning Styles

Berilah tanda silang pada salah satu jawaban yang sesuai menurut Anda

1. Bagaimana Kebiasaan Anda dalam belajar sesuatu yang baru?
 - a. Dengan mendengarkan yang diceritakan guru.
 - b. Dengan melihat guru melakukan sesuatu
 - c. Dengan melakukan sendiri apa yang dipelajari
2. Apa yang biasa anda lakukan di dalam rumah pada waktu senggang?
 - a. Membaca buku, komik, majalah, atau surat kabar yang lucu.
 - b. Menggambar, mewarnai, mengecat, bermain game, menata ruang, dll
 - c. Menari atau melakukan pekerjaan fisik lainnya.
3. Apa yang biasa Anda lakukan pada akhir pekan?
 - a. Berbicara di telepon, HP, atau Chatting bersama kawan
 - b. Bermain musik, melakukan kegiatan seni atau mendengarkan musik
 - c. Berolahraga
4. Bagaimana cara terbaik bagi anda dalam mengingat nomor telepon?
 - a. Menyebut angka berkali-kali sambil memencet tombolnya
 - b. Berusaha membayangkan nomornya
 - c. Menulis nomornya (walaupun hanya di udara)
5. Apa yang anda perhatikan lebih banyak ketika menonton film?
 - a. Apa saja yang dikatakan seorang pemeran utama kepada lainnya
 - b. Pakaian yang digunakan, pemandangan, dan hal hal spesial di sekitarnya
 - c. Semua adegan yang membuat saya merasa bahagia, takut, atau marah
6. Ketika anda membaca buku cerita, apa yang paling diperhatikan?
 - a. Saya berpikir tentang makna kata-katanya
 - b. Saya membayangkan semua yang dibaca
 - c. Saya merasakan apa yang pemeran sedang rasakan
7. Bagaimana anda menceritakan kepada seseorang tentang binatang yang luar biasa yang pernah anda liat?
 - a. Menjelaskan dengan kata kata
 - b. Menggambar foto binatang itu (di atas kertas atau di papan tulis)
 - c. Menggunakan anggota tubuh saya untuk meniru binatang itu.

8. Saya baru memahami sesuatu itu bagus sekali setelah saya...
 - a. Memikirkan barang itu
 - b. Melihatnya
 - c. Mencobanya
9. Salah satu kebiasaan saya untuk menghabiskan waktu adalah...
 - a. Mendengar musik
 - b. Bermain video game pada komputer/laptop
 - c. Pergi berbelanja, jalan jalan atau mengerjakan sesuatu
10. Ketika saya bertemu dengan orang baru, saya biasa mengingat.
 - a. Sesuatu yang dikatakan
 - b. Pakaian yang digunakan (penampilannya)
 - c. Bagaimana dia bertindak atau berbuat

Berilah Tanda centang pada pilihan jawaban anda

11. Cara belajar apa yang menurut anda lebih menarik/ampuh?
 - Individu
 - Kelompok
 - Berpasangan
12. Hal apa yang biasanya membuat anda antusias dalam mengikuti proses pembelajaran?
 - Tampilan Bahan ajar yang menarik
 - Model belajar yang variatif dan berbeda dari biasanya
 - Media pembelajaran yang kreatif
 - Lainnya.....

APPENDIX 2

PRINTED MATERIALS



KD

3.4 & 4.4

Let's Go...!!!

Tujuan Pembelajaran:

Setelah mempelajari Unit ini, siswa diharapkan mampu:

- Mengidentifikasi makna, fungsi sosial, struktur teks, dan unsur kebahasaan dalam teks deskriptif sederhana lisan dan tulisan tentang tempat wisata secara tepat
- Menyebutkan dan memberi contoh dari penggunaan kosa kata terkait teks deskriptif tentang tempat wisata dengan benar
- Memberi contoh penggunaan noun phrase secara akurat
- Mendemonstrasikan salah satu tempat wisata yang pernah dikunjungi atau pernah didengar di depan kelas secara terperinci



STARTING UP

Activity 1



Listening and pronunciation activity

The leader first must think of a sentence or phrase and whisper it to the person beside her. That person will then whisper what she heard to the next person. Each person can only say, "Can you please repeat that?" one time. When the message reaches the end of the chain that person must speak out loud. Oftentimes the message will be completely different when it reaches the end. Try to find out where the chain broke! In a big group you can send the message two ways and find out which team comes closest to the real message.

WHAT IS THE DESCRIPTIVE TEXT?



1. The Definition and Purpose of Descriptive Text

Descriptive text is a text which says what a person or a thing is like. Its purpose is to describe and reveal a particular person, place, or thing.

2. The Generic Structure of Descriptive Text

- Tittle
- Identification; identifying the phenomenon to be described.
- Description; describing the phenomenon in parts, qualities, or/and characteristics.

3. The Language Feature of Descriptive Text

- Using attributive and identifying process.
- Using adjective and classifiers in nominal group.
- Using simple present tense



SOUND OUT

Activity 2

Listen to your teacher reading the words. Repeat after him/her. You can ask your teacher to repeat again or ask for help if you find difficulty in pronouncing the word.

1. Beach : /bi:tʃ/
2. Charm : /tʃɑ:m/
3. Panorama : /panə' rɑ:mə/
4. Waterfront : /'wɔ:təfrʌnt/
5. Approximately : /ə' prɒksɪmətli/
6. Breeze : /bri:z/
7. View : /vju: /
8. Traditional : /trə'dɪʃ(ə)n(ə)l/
9. Sailboat : /'seɪlbəʊt/
10. Yacht : /jɒt/




READING

Activity 3

Read the text below, then answer the following question briefly based on the text.

LOSARI BEACH



Picture 1



Losari beach is a beautiful beach and located on the edge city of Makassar. It is located only about 3 km from the center of Makassar (Karebosi Park). The beach used to be the longest café in Asia, because many cafes stand in along the beach, but now the cafes are collected in a special place so it does not spread along the coast. Charm of the beach is mainly seen in the evening when the sunset stands out. This is a major attraction of people's coming to the Losari beach. Every evening hundreds of people come to witness the panorama of red as the sun will disappear into the ocean, so do not miss the sunset at the Losari beach. If the sky is sunny, the scenery is absolutely perfect. Because of its location in a bay, the water of Losari is even often quiet as usual pool water.

Losari is its waterfront of Makassar. The lengthy of the beach is approximately one kilometer and it is a public space that can be accessed by anyone. On this beach there is a park called the Pelataran Bahari (Marine Park), with semicircular area of nearly one hectare. This place is a plaza with a clean floor for children to play and running around, while parents and teens sit on concrete benches to enjoy the sea breeze. From this place, you are also free to view out to the sea and watch the sunset slowly turns reddish in the line of the horizon. The reflected light also creates sheen on the surface of sea water.

The Pelataran Bahari also serves as the stadium of open water to watch the coastal waters in front of Losari beach. This coastal water is often used as a racecourse jet ski, boat races and traditional boat jolloro katinting, or become a transit point of rely of Sandeq traditional sailboats and yachts.

In Losari there are also a few hotels. Some of them qualified as a tree stars hotel. The hotel is offering panoramic beauty of the sea with luxury service treats. There are Losari Beach Hotel, Losari Beach Inn, Makassar Golden Hotel, and Pantai Gapura Hotel. All of the hotels located in Jalan Penghibur.

1. Where is Losari beach located?
2. What attraction does Losari beach offer?
3. Based on the text, how long is Losari beach?
4. How many hotels does the writer mention?
5. According to the text, we may conclude that Losari beach is suitable for whom?



6. Every evening hundreds of people come to witness the panorama of red as the sun will disappear into the ocean.....(paragraph 1). What does the underline word mean?
7. Long of the beach is approximately one kilometer and it is a public space that can be accessed by anyone. (paragraph 2). The word “approximately” in line 7 is closest in meaning to...

Activity 4

After reading the text above, Identify the main idea each paragraphs, and then summarize the most important details in your own words. Work individually first, then compare your answer with your classmate sitting next to you.

VOCABULARY

Activity 5

Read the text about losari beach. After you read it, find the word in the passage to complete the blank dash below. Each dash represents a letter. After you find the words, compare your answer to your friends. Look at the first example!

Glossary	
located (adj)	Berlokasi
h _m (n)	Pesona
D_ _ _pp_ _ _ (v)	Menghilang
c _ _ _y (n)	Pemandangan
Q_ i_ _ (adj)	Tenang
W_ _ _ _fr_ _ _ (n)	Daerah pelabuhan
_ _ _ _ _oxi_ _ _ _ _ (adv)	Diperkirakan
_ _ _ _ _c_ _ _ _ _ _r (adj)	Berbentuk setengah bulatan
_ _ _ _ _z_ (n)	Angin sepoi-sepoi
_ _ _ _ _sh (adj)	Kemerah-merahan
_ _ fl_ _ _ _ _ (adj)	Terefleksi, tercermin
O_ _ _ _ _ (v)	Menawarkan



GRAMMAR REVIEW



“Noun and Adjectives”

As you know, noun is a thing, a place, or a person, an animal, while the adjective is a word that describe a noun. An adjective that describes a noun is called a modifier. A noun that goes with an adjective is called a noun phrase.

For example:

Adjectives	Nouns	Noun phrases
beautiful	girls	beautiful girl
handsome	boy	handsome boy
amazing	panorama	amazing panorama
white	marble	white marble
intricate	design	intricate design

Lets’s talking about noun phrases!

Noun phrase made by combining adjectives and nouns, such as *beautiful girl, handsome boy, smart people, etc.* Those kinds of adjectives are called *opinion adjectives* because the adjectives tell about our opinion about something.

When describing, writers use many noun phrases in trying to make readers get the mental picture of what is being described. As you know, noun is a thing, a place, or a person, an animal, while adjective is a word that describes a noun. An adjective that describes a noun is called a modifier. A noun that goes with a modifier is called a noun phrase. Observe where the position of the modifier is.

Activity 6



After knowing what is meant by noun phrase, make 5 sample noun phrase related to what is around you!.

Activity 7



Complete the sentences with the adjectives in the box!

well-known difficult crowded
Spectacular friendly



1. There is a party celebrate in that place. It's really _____. there are so many people there.
2. Raja Ampat is an island in Papua that ____ as a diving heaven for many tourists.
3. They are very ____ and kind hearted by offering the tourists "Pinang" or some sweet candies.
4. located on the edge city of Makassar, it is not _____ to get to Losari beach.
5. The new tower has a new lighting system that makes the tower _____ at night.

SPEAKING

Activity 8



Individually, the teacher will ask you to read the description about Namsan Tower below in front of the class. Then analyse the generic structure of the description. Write down your answer in the box below the reading!.

Seoul Tower in South Korea (Namsan Tower)



Picture 2



Seoul Tower, also called **Namsan Tower** or, more recently, N Seoul Tower, is located in the centre of Seoul on Mount Namsan. Seoul Tower was opened to the public for the first time on the 15th of October 1980. Namsan Tower is 236.7 metres high and, because it stands on top of Mount Namsan, it rises to about 480 metres above sea level, thus allowing visitors to enjoy a great panoramic view of Seoul. Seoul Tower was remodelled in 2005 and it opened to the public again on the 9th of December 2005, with the name of N Seoul Tower (N stands for new).

The new tower has a new lighting system that makes the tower spectacular at night; new facilities such as restaurants, shops, cafés; a lobby with a media zone where films and music videos are shown for free; two pavilions, one for exhibitions and the other for performances; two observatories, the new digital observatory with new state of the art digital telescopes and the classic analogue observatory; a new revolving western style restaurant called N Grill on the top floor.

How to get to N Seoul Tower? It is not possible to drive to N Seoul Tower, so the only options are either walk, take a bus or a cable car. **Getting to N Seoul Tower by cable car:** Getting to Seoul Tower by cable car offers the opportunity to enjoy a nice view of Seoul and of Namsan Park. You can get to the cable car station by getting off at Myeongdong Station and walking for ten minutes from the subway station. **Getting to N Seoul Tower by bus:** You can take a bus at Chungmuro Station or at Dongguk University Station, which will take you to the parking area of N Seoul Tower. Buses run every six minutes from 8am until midnight. **Getting to N Seoul Tower on foot:** walk 30 minutes from exit 3 of Myeongdong subway station.



Title	
Identification	
Description	





WRITING

Activity 9



Write down a description of the ecotourism you have ever visited! and then, share it with your friends in a small group that consist by 5 people each group!



REFLECTION

At the end of this chapter, ask yourself the following questions to know how effective your learning process is.

1. What have you learned from this chapter?
2. Can you do all the exercises here? If your answer is “no” you can discuss with your teacher to make you more understand about this chapter.
3. What is your plan to improve your ability in describing places?

UNIVERSITAS ISLAM NEGERI

Education's purpose is to
replace an empty mind
with an open one.

~Malcolm S. Forbes





REFERENCES

- 47 Kata-kata Mutiara Pendidikan yang Mendidik. Accessed on 24 October 2017. <http://www.englishindo.com/2011/11/kata-mutiara-pendidikan-bahasa-inggris.html#ixzz4wRCz3AOa>
- Description Text. Accessed on 3 October 2017. <https://pakpuguh.wordpress.com/2011/08/12/description-text/>
- Indonesia Tourism Forum. Accessed on 3 October 2017. <http://www.indonesia-tourism.com/forum/showthread.php?52986-Losari-Beach-Makassar>
- Losari Beach. Post on 17 June 2012. Accessed on 3 October 2017. <https://englishahkam.blogspot.co.id/2012/06/contoh-teks-descriptive-beserta-soal.html?m=0>
- N Seoul Tower. Accessed on 11 October 2017. <http://www.korea-hotels.net/attractions/n-seoul-tower.htm>
- Seoul Tower in South Korea (Namsan Tower). Accessed on 3 October 2017. <http://www.seoulkoreaasia.com/seoul-tower.htm>
- Study Hard Quotes. Accessed on 9 October 2017. <https://www.pinterest.com/pin/298152437801654614/>

UNIVERSITAS ISLAM NEGERI
ALAUDDIN
M A K A S S A R



KD 3.4 & 4.4

Historical Place

Tujuan Pembelajaran:

Setelah mempelajari Unit ini, siswa diharapkan mampu:

- Mengidentifikasi makna, fungsi sosial, struktur teks, dan unsur kebahasaan dalam teks deskriptif sederhana lisan dan tulisan tentang bangunan bersejarah secara tepat
- Menyebutkan dan memberi contoh dari penggunaan kosa kata terkait deskriptif teks tentang bangunan bersejarah dengan benar
- Memberi contoh penggunaan participle adjective secara akurat
- Mendemonstrasikan salah satu bangunan bersejarah yang pernah dikunjungi atau pernah didengar di depan kelas secara terperinci



STARTING UP

Activity 1

Lets play “Odd Man Out” game. But first, make group which is consist by 4 persons each group. This is how to play the game. Read carefully the lists of words on page _____. They are all related to ecotourism. All the words in each list belong to the same category. Your task is to find the category and cross out the word that does not fit with the category. In the example, do you know why air conditioner is crossed out? The word conditioner is crossed out because it does not belong to the category of the list: outdoor activities. Now work fast with your group. Let’s see which group can do this activity the fastest. Don’t forget to give the reason for your answer.



LISTENING

Activity 2

Listen to your teacher, and repet after him/her. After that, find the meaning in your dictionary.

1. Great : /greɪt/
2. Comprising : /kəm'praɪz/
3. Perfect : /'pɜːfɪkt/
4. Visitor : /'vɪzɪtə
5. Experience : /ɪk'spɪəriəns/
6. Description : /dɪ'skrɪpʃ(ə)n/
7. Across : /ə'krɒs/
8. Temple : /'temp(ə)l/
9. Regard : /rɪ'gɑːd/
10. Architecture : /'ɑːkɪtɛktʃə/



VOCABULARY

Activity 3



Find the meaning of those words in your dictionary, and then try to make a short sentence each word.

1. Building (noun)
2. White (noun)
3. Famous (adjective)
4. Historical (adjective)
5. Experience (noun)
6. Architect (noun)
7. Luxury (noun)
8. Old (noun)
9. Strong (noun)
10. Unique (adjective)

READING

Activity 4



Read the text below to answer the following question.

FORT ROTTERDAM, THE CITY'S ICONIC LANDMARK



Picture 1



Standing majestically at the western coast of Makassar, South Sulawesi. Fort Rotterdam is recognized as the city's most iconic landmark. With historical traces dating back to the Kingdom of Gowa from the 16th century to colonization by the Dutch, this Fort has silently witnessed many episodes in Makassar's history, playing a most essential role in its development. Its magnificence and authenticity has always captivated those who set eyes on it. Originally called Benteng or Fort Jum pandang or Ujung Pandang, the huge complex was first built in 1545 in the era of Imanrigau Daeng Bonto Karaeng Lakiung or Karaeng Tunipalangga Ulaweng, the tenth King of Gowa. Initially, the fort was made from a mixture of Stone and burnt clay, and took the shape of a typical square Portuguese architectural style.

The fort was also widened and took on a new shape resembling a sea turtle, thus the fort gained a new name, Benteng Pannyua (Penyu) or Fort Sea turtle. The shape is not only unique, but also contains deep meaning. For just as a sea turtle lives both on land and at sea, the glory of the Gowa Kingdom also stretched on land as well as over the seas.

Indeed, the Bugis were then a recognized and respected power all across the Indonesian seas even to the Straits of Malacca. Governor General Speelman subsequently rebuilt parts of the fort that were destroyed. Not only applying Dutch distinct style to the structure, Speelman added another bastion at its west side. The fort was later renamed after Speelman's hometown, Rotterdam. The fort grew to be the center for stockpiling of spices and an important Entrepot. Eventually this led to Makassar becoming the center of the Dutch Colonial government in Eastern Indonesia.

Located right in the heart of Makassar, it is not difficult to get to Fort Rotterdam. You can take the local public transportation or *pete-pete*, or taxi to get to the fort. If you are happen to be in Losari Beach, you can simply stroll down the boulevard and enjoy the scenery before you reach Fort Rotterdam.



QUESTION COMPETENCE: 



1. Where is the Fort Rotterdam located?
2. What is the main idea of paragraph 1?
3. When the huge complex was first built? What era is it?
4. The fort was also widened and took on a new shape resembling a sea turtle, thus the fort gained a new name, Benteng Pannyua (Penyu) or Fort Sea turtle. The word “widened” in paragraph 2 could be best replaced by..
5. How to get to Fort Rotterdam?

WRITING

Activity 5




Work with your partner. Write the description about the famous places you see in the pictures by answer the following question.



Picture 2





Picture 3

1. What is the name of the place?
2. Where is it?
3. How old is it?
4. What is special about the buildings?
5. What is the brief history of these buildings?

Activity 6

Look at picture given below. The description for the picture is incomplete. Fill in the blanks with the words in the box.

- | | | | |
|-------------|-----------------------|-------------|--------------|
| a. Building | c. several | e. include | g. seems |
| b. World | d. stands on a raised | f. entirely | h. Taj Mahal |



Picture 4



Taj Mahal is enormous ... which was built by Emperor Shah Jahan in the memory of his dear wife at Agra. Because of its great architecture, Taj Mahal is regarded as one of the eight wonders of the ...

... is a Mausoleum that houses the grave of Queen Mumtaz Mahal. The mausoleum is a part of a vast complex comprising of a main gateway, an elaborate garden, a mosque, a guest house, and ... other palatial buildings. The Taj is at the farthest end of this complex, with the river Jamuna behind it.

The Taj ..., square platform (186 x 186 feet) with its four corners truncated, forming an unequal octagon. The architectural design uses the interlocking arabesque concept, in which each element stands on its own and perfectly integrates with the main structure. It uses the principles of geometry and symmetry of architectural elements.

Its central dome is fifty-eight feet in diameter and rises to a height of 213 feet. It is flanked by four subsidiary domed chambers. The four graceful, slender minarets are 162.5 feet each. The central domed chamber and four adjoining chambers ... many walls and panels of Islamic decoration.

Taj Mahal is built ... of white marble. Its stunning architectural beauty is beyond adequate description, particularly at dawn and sunset. The Taj ... to glow in the light of the full moon. On a foggy morning, the visitors experience the Taj as if suspended when viewed from across the Jamuna river.

GRAMMAR REVIEW

Lets study about participle adjective

Participial adjective is an adjective or an adjective formed from other words that have the ending **-ing** and **-ed**. This adjective is called so, because it has a similarity suffix with the participle verb. Like the function of the adjective in general, the participial adjective functions as a noun modifier, that is, as an adder of meaning to a word object.

Present participle ends with **-ing**, for example “she is **charming** girl” while past participle ends with **-ed** for example “she is a **talented** singer”.



Activity 7



1. Annoy
2. Exhaust
3. Embarrass
4. Frustrate
5. Depress
6. Disappoint
7. Amaze
8. Interest
9. Confuse
10. Irritate



Work in pair with! Classify the words above into the categories below, you can see dictionary to help you. Look number 1 as the example!

	Present (-ing)	1. Annoying 2. 3. 4. 5. 6. 7. 8. 9. 10.
Participles	Past (-ed)	1. Annoyed 2. 3. 4. 5. 6. 7. 8. 9. 10.





SPEAKING

Activity 7



Have you ever visited a historical place? what is interesting or not interesting (ignore if nothing) about the place?. In a group 3 or 4, tell alternately about the historic buildings you have visited, and write the important things or part you hear from places your friends have visited such us the name of the place, the location of the place, how old the place is, the place spooky or not, etc..



REFLECTION



At the end of this chapter, ask yourself the following questions to know how effective your learning process is.

1. What have you learned from this chapter?
2. Can you do all the exercises here? If your answer is “no” you can discuss with your teacher to make you more understand about this chapter.
3. What is your plan to improve your ability in describing places?

**Education is the most powerful
weapon for changing the world.**

~Nelson Mandela



KD
3.4 & 4.4

Exploring Waterfall

Tujuan Pembelajaran: TAS ISLAM NEGERI

Setelah mempelajari Unit ini, siswa diharapkan mampu:

- Mengidentifikasi struktur teks deskriptif yang terkait dengan wisata air terjun dengan tepat
- Menyebutkan dan memberi contoh dari penggunaan kosa kata terkait teks deskriptif tentang wisata air terjun dengan baik
- Memberi contoh penggunaan active dan passive voice secara akurat
- Mendeskripsikan salah satu wisata air terjun yang pernah dikunjungi atau pernah didengar di depan kelas secara terperinci

STARTING UP

Activity 1



Draw the Picture

In this activity members split up into pairs or small groups. One person looks at a scene from a magazine or book (the leader should cut out enough pictures, or bring in enough magazines for the club). The other person has a pencil and a blank piece of paper. The person with the picture will try to describe everything he sees to the drawer. When the describer is finished, compare the drawings to the real thing! Whose is the closest to the original?

VOCABULARY

Activity 2



Work in pair! Match the vocabulary on the left column with their definition on the right column. You can use the dictionary to find the answer. Look at the example!

- | | |
|--------------|---|
| - Waterfall | - Person in general |
| - Small | - Curve of many colours seen in the sky when the sun shines through rain |
| - Rainbow | - Come to a place with |
| - Enjoy | - Place where a stream or river falls from a high place |
| - Bring | - Knowledge or skill gained by doing or seeing things/ event or activity that affects you in some way |
| - Visit | - Not large in size, number, degree, amount, etc.. |
| - People | - Operate and control a vehicle |
| - Place | - Go to see a person or place for a period of time |
| - Drive | - Particular position, point or area |
| - Experience | - Get pleasure from something |



SOUND OUT

Activity 3



Pronunciation practice

gorge	: / gɔ: rdʒ /
bridal	: / braɪdl /
cave	: / keɪv /
hurricane	: / hʌrɪkən /
illuminated	: / ɪlu: məneɪtəd /
scenic	: / si: nɪk /
boat	: / boʊt /
exhilarating	: / ɪgzɪləreɪtɪŋ /
plunge over	: / plʌndʒ 'oʊvər /
sanctuary	: / sæŋktʃuəri /
apparatus	: / æpəreɪtəs /
entrance	: / entrəns /



READING

Activity 4



Read the text below to answer the activity 5 and activity 6.

VISITING NIAGARA FALLS



Picture 1



Niagara Falls is the collective name for three waterfalls that cross the international border between the Canadian province of Ontario and the USA's state of New York. They form the southern end of the Niagara Gorge. From largest to smallest, the three waterfalls are the Horseshoe Falls, the American Falls and the Bridal Veil Falls. The Horseshoe Falls lie on the Canadian side and the American Falls on the American side. They are separated by Goat Island. The smaller Bridal Veil Falls are also located on the American side, separated from the other waterfalls by Luna Island. There are various attractions that people can enjoy in Niagara Falls, six of them are described here.

The first to enjoy in Niagara Falls is *Cave of the Winds*. This attraction helps people get closer to the falls and go face-to-face with the pounding waters of the Falls. People can get soaked on the Hurricane Deck where they are just feet from the thundering waters. Waterproof clothing and sandals are provided. A trip at night when the Falls are illuminated in a rainbow of color is really amazing.

The second charm is *Maid of the Mist Boat Tour*. It is a world-famous scenic boat tour of the American and Canadian Falls for about a half-hour ride. People may access the tour via the Observation Tower elevator at Prospect Point in the state park. The boat operates mid-May until late October.

The next to visit in Niagara Falls is *Niagara Adventure Theater*. Here tourists may enjoy the most powerful and involving film experience that brings reality to life on a 45 foot screen. Audience members are given the privilege to discover the thundering Falls from a completely new and exhilarating perspective, and plunge over them. The theater shows hourly and free multi-language headsets are made available.

Niagara Science Museum is another place to visit. It is a sanctuary for the preservation and appreciation of old science instruments and philosophical apparatus.

The fifth point of interest is *Niagara's Wax Museum of History*. Here, life-size wax figures portraying dramatic history of Niagara Falls are presented to guests. They can see Fort Niagara Scene, Indian Village, old store, blacksmith and barber shop scenes and how electricity is made. Wax figures of Julia Roberts, Princess Diana and many more are displayed here, too.

Finally, people can also enjoy *Rainbow Air Helicopter Tours* above and around the American and Canadian Falls. The tours start from



downtown, next to the entrance to the Rainbow Bridge, and open from 9am to dusk when weather permits. The tours operate every day from second weekend in May until October 31st.

The Niagara Falls are renowned both for their beauty and as a valuable source of hydroelectric power. Managing the balance between recreational, commercial, and industrial uses has been a challenge for the stewards of the falls since the 19th century.

Activity 5 

Work in small group consist 3 person! Match paragraphs 2-7 above with pictures a-f as follows. Paragraph 4 is done for you as an example.



A



B



C



D



E



F

Source: dokumen kemendikbud

Paragraph 2 _____ Paragraph 3 _____ Paragraph 4 C _____

Paragraph 5 _____ Paragraph 6 _____ Paragraph 7 _____



Activity 6



QUESTION COMPREHENSION

1. What countries are separated by Niagara Falls ?
 - a. Ontario and New York
 - b. U.S. and Canada
 - c. Mexico and Canada
 - d. Brazil and U.S.
 - e. Japan and New York

2. How much waterfalls that form the Niagara Falls ?
 - a. 2
 - b. 3
 - c. 4
 - d. 5
 - e. 6

3. Where can people watch a film of the thundering falls with completely different background?
 - a. Cave of the Winds
 - b. Niagara Adventure Theater
 - c. Niagara Science Museum
 - d. Maid of the Mist Boat Tour
 - e. Niagara's Wax Museum of History

4. Is it possible for people to have Rainbow Air Helicopter Tours at night?
 - a. Yes, it does
 - b. No, it does not
 - c. Yes, it is
 - d. No, it is not
 - e. No, it is

5. What can people enjoy in the Cave of the Winds?
6. What is shown in Niagara's Wax Museum of History?
7. Where can people see the story of how electricity was made?



GRAMMAR REVIEW



Let's study about active and passive voice.

Active voice describes a sentence where the subject performs the action stated by the verb. In passive voice sentences, the subject is acted upon by the verb.

Active and Passive formula

Active Voice: S + V (kata kerja yang disesuaikan dengan tenses-nya) + O. Passive Voice: *S + be + past participle + (by agent)*.

Check out the examples below:

1. Andin ate a chicken at dinner. **(active)**
At dinner, a chicken were eaten by Andin. **(passive)**
2. Beautiful giraffes roam the savannah. **(active)**
The savannah is roamed by beautiful giraffes. **(passive)**
3. We are going to watch a movie tonight. **(active)**
A movie is going to be watched by us tonight. **(passive)**
4. I will clean the house everyday. **(active)**
The house will be cleaned by me everyday. **(passive)**

Activity 7



Looking for 3 person and create a small group to discuss the answer of this activity. Write down the passive voice from the active form below.

Look at the example!

- She eat an apple = An apple is eat by her
- Dea water the plants in the morning =
- Dini read the book =
- My mother cook the rice =
- Wawan buy the flower for me =
- My father drive the car =
- Mia do the homework =
- Idal sing the song =
- Yuti cut the paper =



Activity 8



Create a small group to discuss the answer! Drag the correct sentence beginnings and match them with the endings to make passive sentences.

- I'm afraid that particular product
- The lifeboatman
- Examination candidates

- The actor
- The city centre premises
- Job applicants
- Patients
- The decorations
- All members of staff
- After his parents died, he

- 1..... are requested not to smoke anywhere in the building.
- 2..... are currently being refurbished.
- 3..... was awarded a medal for bravery.
- 4..... are expected to arrive fifteen minutes before the start of the test.
- 5..... had already been offered the part twice before.
- 6..... was brought up by an aunt in New Zealand.
- 7..... will be informed of the result of the interview on Wednesday.
- 8..... has been discontinued.
- 9..... will be taken down at the end of the month.
- 10..... should always be told of the severity of their condition

Activity 9



Make a simple dialogue with your classmate seat. In the dialogue include 5 passive and 5 active sentence. After finish the dialogue practice it in front of the class!



READING
Activity 10

Read the text below to answer the following question!

BANTIMURUNG WATERFALL



Picture 2

Bantimurung Waterfall is the part of Bantimurung Bulusaraung National Park, in the region of Bantimurung, Maros Regency, South Sulawesi Province and its government protected natural reserve. Bantimurung waterfall is one of tourism / tourist destinations in South Sulawesi that you should not miss, a cool waterfall and surrounding forests situated at the valley of a limestone hill with its fertile tropical vegetation. According to the history, the name was given by Karaeng Simbang. He gave the name from Buginese language, "Benti" and "Merrung". In the Bugis or Buginese Language "Benti" means Water and "Merrung" means Rumble. If we combine the words, it would be Bentimerrung mean the water that make a sound like a thunder. Along of the progress of the time this name was changed be Bantimurung.



Bantimurung waterfall has a width of 20 meters and a height of 15 meters with hills panorama and natural waterfall cascading from the top of cliffs. The water was crystal clear and cool off from the rock by rain throughout the year. Under the waterfall flow there is a bathhouse from the foundation of hard limestone and covered with a layer of minerals due to the flow of water for hundreds of years. The depth of water in these baths between the ankles to the waist. It will give you beautiful landscapes and relaxing time to just lay on the ground and listen to the voice of the waterfall. On the left there is a waterfall 10 meters high concrete staircase that is the way to the two caves that surround the waterfall, the Cave of Dreams and Batu Caves.

Besides having a stunning waterfall and tourism area, Bantimurung also a home of many species of rare butterflies, so the Dutch colonists once called this place as the "Kingdom of Butterfly". In fact, a British naturalist, Alfred Russel Wallace, has lived in this area for approximately one year (1856-1857). During his exploration in 1857, Wallace found about 256 butterfly species from Bantimurung area, different from previous report of Mattimu in 1977 who found 103 butterfly species inside the National Park with some endemic species are *Papilio blumei*, *Papilio polytes*, *Papilio sataspes*, and *Graphium androcles*. In every years, the number of populationis reduced.

Nowadays visitors can still see the beauty of colorful butterflies with many species that fly to get there - to let in between the flowers and shrubs that meet Bantimurung rock. Since 1970s, butterflies already became export commodity from Bantimurung area. Not only sell to foreign countries, the local market also use this animals as materials for souvenirs, such as raw specimen, butterfly frame, key chain, and many other accessories. In 2010, about 600.000 tourists came to this conservatory site and the management of this National Park changed the purpose of this butterfly conservatory from extraction and exploitation into natural ecosystem for tourist attraction. However, some sellers still catch and use butterflies from its original habitat, not from breeding or farming production. To preserve this animal, Indonesia government through National Species Conservation Strategic Directions 2008-2018, included wide variety of butterfly as one of priority in insect group.

There are guest houses for visitors who want more time to enjoy its natural beauty. Along the entrance to the site there are a number of souvenir merchants a butterfly shaped key chain or decoration. Bantimurung waterfall is located about 20 km from Hasanuddin



Airport, about 15 km from the town of Maros, and about 50 km from Makassar.

QUESTION COMPREHENSION:

1. Where is Bantimurung waterfall located?
2. What the meaning of Bantimurung according to the history?
3. According to the passage, what bantimurung offer?
4. What already became export commodity from Bantimurung area since 1970s?
5. Not only sell to foreign countries, the local market also use butterfly as materials for souvenirs. Mention some of the souvenirs!
6. In line 8, the word "it" refer to?

VOCABULARY

Activity 11

Match the vocabulary on left coloumn with their meaning on the right coloumn. You can see the example!

- Protect	- Pemandangan yang luas
- Nature	- Jurang
- Tourism	- Sejuk,dingin
- Panorama	- Melindungi
- Cliff	- Jalan masuk
- Clean	- Bersih
- Cool	- Pariwisata
- Species	- Alam
- Visitor	- Jenis
- Entrance	- Pengunjung



WRITING

Activity 12

Write a short essay about a wonderful waterfall to visit. You can find the information from any references (your teacher, books in the library, your friends, smartphone or even people outside the class). Remember to check your description: spelling, grammar, punctuation. After that, identify the generic structure of your description.

SPEAKING

Activity 13

After you finish the essay, give to your teacher to check your description: spelling, grammar, punctuation, and also the generic structure of your description. After that, explore the information to your friends in front of the class.

Activity 14

List some thing that u will need to bring to make your journey successful and interesting by imagine if you visit a waterfall which is located in the middle of a jungle. Be ready to explain why you need to bring them.

Work individually first, then work in groups of four students each groups to produce new list of items and exchange an explanation of why you or they need to bring the things.

Write also the meaning of your list. You can find the meaning in your dictionary.





REFLECTION

At the end of this chapter, ask yourself the following questions to know how effective your learning process is.

1. What have you learned from this chapter?
2. Can you do all the exercises here? If your answer is “no” you can discuss with your teacher to make you more understand about this chapter.
3. What is your plan to improve your ability in describing places?

If you are not willing to learn, no one can help you. If you are determined to learn, no one can stop you.

~Zig Ziglar

UNIVERSITAS ISLAM NEGERI
ALAUDDIN
M A K A S S A R



Appendix 3

Experts' judgment rubric

No	Aspects	Component	Criteria	4	3	2	1
1.	Systematic Organization of Materials	Cover Design	The Cover is informative & attractive to the target learners				
		Font	The font is clear				
			The font types are consistent & readable				
		spacing	The spacing is appropriate				
			The spacing is consistent				
		Pictures & Illustration	The picture are relevant to the content				
			The picture and Text are well balanced				
			the Illustrations are varied and attractive to learners				
		Organization of materials	The materials are organized attractively				
			The organization of material in the form of units is appropriate				
			The materials are organized in logically ordered tasks				
		Instructional objectives	The instructional objectives are clear				
			The instructional objectives are understandable				
			The instructional objectives ordered appropriately				
			The instructional objectives reflect to the topic				
		2.	Systematic English Teaching	Activities	The activities are attractive		
The activities are motivated learners							
The activities are varied in format							
3.	Systematic content of English	Example	The example are clear				
			The example are understandable				
			The example are too easy				
			The example are too difficult				
			The example help learners to understand the material				
		Topic	The topic are appropriate with the syllabus				
			The topic are develop attractively				
			The topic are relevant with the learners "Analyze learner"				

	Content of materials	The content of the materials is clear				
		The content of the materials is appropriate				
		The content of the materials is understandable				
		The content of the materials matches with the goals of the course				
		The content of the materials is matches the objectives of the course				
		The content of the materials is matches with the Curriculum 2013				
		The content of the materials are well-designed				
		The content of the materials is up-to-date				
	Language	The language used is appropriate with students' English proficiency				
		The language is clear				
		The language is understandable				

Adapted from Khoir (2014)

COMMENT AND SUGGESTION:

TTD

()

APPENDIX 4

RUBRIK PENILAIAN

No	Aspek	Komponen	Kriteria	Iya	Sebagian	Tidak
1.	Systematic Organization of Materials	Desain Sampul	Sampul informatif & menarik bagi peserta didik			
		Huruf	Penggunaan jenis huruf jelas			
			Penggunaan ukuran huruf sesuai & terbaca			
		Jarak/Spasi	Spasi tepat			
			Spasi konsisten			
		Gambar/Illustrasi	Gambar Ilustrasi relefan dengan Materi			
			Gambar Ilustrasi dan teks seimbang			
			Gambar lustrasi bervariasi dan menarik bagi peserta didik			
		Organisasi Materi	Organisasi materi menarik			
			Organisasi materi dalam bentuk unit yang sesuai			
			Materi terorganisasi dalam perintah tugas yang logis			
		Tujuan Intruksional	Tujuan instruksional jelas			
			Tujuan instruksional dapat dimengerti			
			Tujuan instruksional memerintahkan secara tepat			
		2.	Systematic English Teaching	Kegiatan	Kegiatan menarik	
Kegiatan memotivasi peserta didik						
Format kegiatan bervariasi						
		Contoh	Contoh yang jelas			
			Contoh dapat dimengerti			
			Contoh terlalu mudah			
			Contoh terlalu sulit			
			Contoh membantu peserta didik untuk memahami materi			

3.	Systematic content of English	Topik	Topik sesuai dengan silabus Topik dikembangkan dengan menarik Topik dikembangkan sesuai dengan hasil analisa konteks siswa “Analyze learner”			
		Isi Materi	Isi materi jelas			
			Isi materi tepat			
			Isi materi dapat dimengerti			
			Isi materi sesuai dengan sasaran			
			Isi materi sesuai dengan tujuan			
			Isi materi sesuai dengan Kurikulum 2013			
			Isi materi dirancang dengan baik			
			Isi materi yang up- to-date			
		Bahasa	Bahasa yang digunakan sesuai dengan kemampuan bahasa Inggris siswa			
Bahasa jelas						
Bahasa dapat dimengerti						

Adapted from Khoir (2014)

COMMENT AND SUGGESTION:

TTD

()

APPENDIX 5**DOKUMENTATION**

1. The researcher distributed questionnaires to students



2. The researcher interviewed one of English teacher in SMA 16 Makassar



3. Researcher do try out the products that have been made



4. Take a picture together with the students of X MIA 1 after doing try out



UNIVERSITAS ISLAM NEGERI
ALAUDDIN
M A K A S S A R

CURICULUM VITAE



The writer, **Nurdieny Fatimah Azzahra Sadar** was born on August 31, 1995 in Enrekang. She is the daughter of Sadar and Saidah. She has one sister and two brothers, Rini Faramita, Imran Sadar, and Muhammad Maulana Arasy Sadar.

The writer began her study in SDN 137 Bamba, Enrekang, South Sulawesi and graduated in 2007. She continued her study in Pondok Pesantren Rahmatul Asri Enrekang. She graduated in 2010. Then she continued her study in SMAN 1 Enrekang graduated in 2013.

In 2013, she continued her study at State Islamic University of Alauddin Makassar. She was majoring in English Education Department in Tarbiyah and Teaching Science Faculty. During studied at the university, the writer active in United English Forum organization.