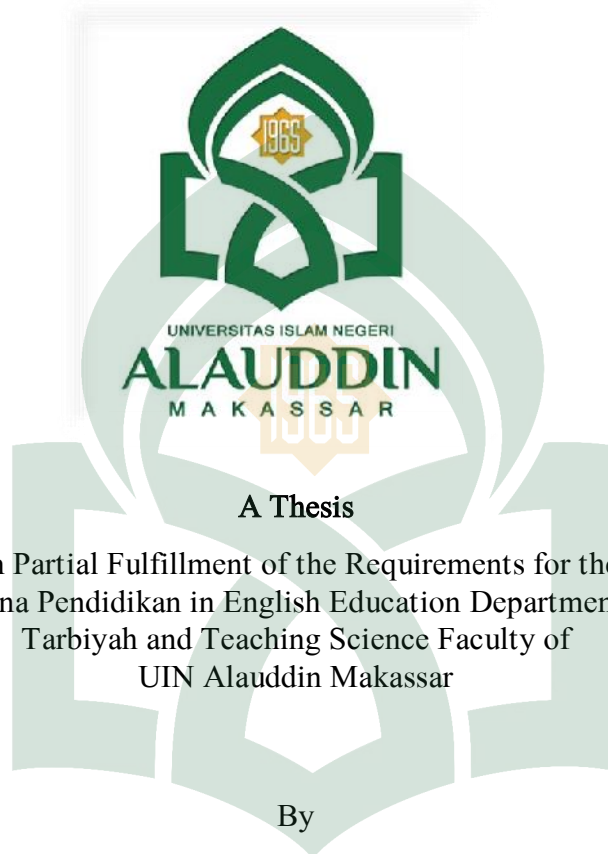


**THE USE OF FLASHCARD TO TEACH SPEAKING AT THE SECOND
YEAR STUDENTS OF SMAN 5 ENREKANG**



A Thesis

Submitted in Partial Fulfillment of the Requirements for the Degree of
Sarjana Pendidikan in English Education Department of
Tarbiyah and Teaching Science Faculty of
UIN Alauddin Makassar

By

AFRIANTO AMINUDDIN

Reg. No. 20400113179

UNIVERSITAS ISLAM NEGERI
ALAUDDIN
M A K A S S A R
ENGLISH EDUCATION DEPARTMENT
TARBIYAH AND TEACHING SCIENCE FACULTY
UIN ALAUDDIN MAKASSAR

2017

PERNYATAAN KEASLIAN SKRIPSI


Mahasiswa yang bertandatangan di bawah ini:

Nama : Afrianto Aminuddin
NIM : 20400113179
Tempat/Tgl. Lahir : Baraka, 12 Maret 1994
Jurusan : Pendidikan Bahasa Inggris
Fakultas : Tarbiyah dan Keguruan
Alamat : Jl. H. Yasin Limpo No.36 Samata, Sungguminasa Gowa
Judul : *The Use of Flashcard to Teach Speaking at Second Year Students of SMAN 5 Enrekang*

Menyatakan dengan sesungguhnya dan penuh kesadaran bahwa skripsi ini benar adalah hasil karya sendiri. Jika dikemudian hari terbukti bahwa skripsi ini merupakan duplikat, tiruan, plagiat, atau dibuat oleh orang lain, sebagian atau seluruhnya, maka skripsi dan gelar yang diperoleh karenanya batal demi hukum.

Makassar, November 2017

Penyusun,


Afrianto Aminuddin
NIM. 20400113179

UNIVERSITAS ISLAM IEGEN
ALAUDDIN
M A K A S S A R

PERSETUJUAN PEMBIMBING

Pembimbing penulisan skripsi saudara **Afrianto Aminuddin**, NIM: 20400113179 mahasiswi Jurusan Pendidikan Bahasa Inggris pada Fakultas Tarbiyah dan Keguruan UIN Alauddin Makassar, setelah meneliti dan mengoreksi secara seksama skripsi yang bersangkutan dengan judul "*The Use of Flashcard to Teach Speaking at The Second Year Students of SMAN 5 Enrekang*" memandang bahwa skripsi tersebut telah memenuhi syarat-syarat ilmiah dan dapat disetujui ke sidang munaqasah.


Makassar, Juli 2017

Pembimbing I

Pembimbing II

UNIVERSITAS ISLAM NEGERI

ALAUDDIN


Dr. H. Abd. Muis Said, M.Ed. TESOL.
NIP. 19651231 199003 1 024


Andi Asmawati, S.Pd., M.Pd.
NUPN. 9920100351

PENGESAHAN SKRIPSI

Skripsi yang berjudul, *"The Use of Flashcard to Teach Speaking at The Second Year Students of SMAN 5 Enrekang"*, yang disusun oleh **AFRIANTO AMINUDDIN**, NIM: 20400113179, mahasiswa Jurusan Pendidikan Bahasa Inggris pada Fakultas Tarbiyah dan Keguruan UIN Alauddin Makassar, telah diuji dan dipertahankan dalam sidang munaqasyah yang diselenggarakan pada hari Kamis, tanggal **23 November 2017** yang bertepatan dengan tanggal **04 Rabiul Awal 1439 H** dan dinyatakan telah dapat diterima sebagai salah satu syarat untuk memperoleh gelar Sarjana Pendidikan (S.Pd.) pada Fakultas Tarbiyah dan Keguruan, Jurusan Pendidikan Bahasa Inggris dengan beberapa perbaikan.

Samata – Gowa, 23 November 2017 M
04 Rabiul Awal 1439 H

DEWAN PENGUJI (SK. Dekan No. 2828 Tahun 2017)

Ketua : Dr. Muljono Damopolii, M.Ag.
Sekretaris : Dr. Kamsinah, M.Pd.I.
Munaqisy I : Dr. H. Wahyuddin Naro, M.Hum
Munaqisy II : Dra. Hj. St. Azisah, M.Ed. St., Ph.D.
Pembimbing I : Dr. H. Abd. Muis Said, M.Ed. TESOL
Pembimbing II: Andi Asmawati, S.Pd., M.Pd.

(.....)
(.....)
(.....)
(.....)
(.....)
(.....)

Diketahui oleh:
Dekan Fakultas Tarbiyah dan Keguruan
UIN Alauddin Makassar, //

Dr. H. Muhammad Amri, Lc., M.Ag.
NIP. 19730120 200312 1 001

ACKNOWLEDGMENT



*Alhamdulillah*RabbilAlamin, The researcher would like to praise and express his high gratitude to Allah swt, who hath given the blessing, health, opportunity and inspiration to finish this writing thesis. And also, the researcher does not forget to express Salam and Sholawat to the prophet Muhammad saw who has guided moslems from the darkness to the lightness and brought us from the stupidity to the cleverness era.

The researcher realizes that this writing would not finish without helping and the guidance from the other people, so the writer would like to express his deepest thanks to beloved parents, **Aminuddin** and **Marlina** who always love, pray, motivate and support the researcher for all of their life. The greatest persons in researcher's heart ever. And thanks also to the following people:

1. **Prof. Dr. Musafir Pababbari, M.Si.** the Rector of Islamic State University of Alauddin Makassar for his advice during the researcher studied at the university.
2. **Dr. H. Muhammad Amri, Lc., M.Ag.** The Dean of Tarbiyah and Teaching Science Faculty for advice and motivation.
3. **Dr. Kamsinah, M.Pd.I., and Sitti Nurpahmi, S.Pd., M.Pd.,** The Head and the Secretary of English Department of Tarbiyah and Teaching Science Faculty of Alauddin State Islamic University (UIN) Makassar and all of the staffs.

4. The researcher's consultants, **Dr. H. Abd. Muis Said, M.Ed.TESOL**, and **Andi Asmawati, S.Pd., M.Pd.** who have helped, guided, and supported the researcher during the writing of this thesis.
5. **Arif Candik, S.Pd., M. Pd.**, the headmaster of SMAN 5 Enrekang who has given permission for the researcher to conduct the study there, and the entire teachers, especially for **Dra. Rahmatasiah**, the English teachers for all the time and the information about teaching-learning process of English and also the school administration staff, thanks for the cooperation.
6. The second year students of SMAN 5 Enrekang class XI IPA 3 and XI IPA 4 intake 2016-2017 who gave their time to participate in her research.
7. Researcher beloved family of English education department group 9 and 10 (Academic year 2013) give him much love and motivation.

Makassar, November 2017

The researcher,

Afrianto Aminuddin

NIM: 20400113179

UNIVERSITAS ISLAM NEGERI
ALAUDDIN
M A K A S S A R

TABLE OF CONTENTS

	Pages
COVER PAGE	i
PERNYATAAN KEASLIAN SKRIPSI	ii
PERSETUJUAN PEMBIMBING	iii
ACKNOWLEDGMENTS	iv
TABLE OF CONTENTS	vi
LIST OF TABLES.....	viii
LIST OF FIGURES	ix
LIST OF APPENDICES.....	x
ABSTRACT.....	xi
CHAPTER I INTRODUCTION	1-5
A. Background	1
B. Research Problem	3
C. Research Objective	3
D. Research Significance.....	3
E. Research Scope	4
F. Operational Definition of Terms	4
CHAPTER II REVIEW OF RELATED LITERATURES	6-19
A. Review of Related Literature	6
1. Some Previous Related Research Findings/Studies	6
2. Some Partinent Ideas	11
a. Understanding Speaking Skill.....	11
b. Notions of Flashcard.....	13
c. Steps of Flashcard.....	15

B. Theoretical Framework.....	18
C. Hypothesis	19
CHAPTER III RESEARCH METHOD	20-29
A. Research Method	20
1. Research Design.....	20
2. Research Variable	21
B. Population and Sample	21
1. Population	21
2. Sample.....	22
C. Research Instrument	22
D. Data Collecting Procedure.....	22
E. Data Analysis Technique.....	24
CHAPTER IV FINDINGS AND DISCUSSION	30-38
A. Findings.....	30
1. Result of the students' pre-test in Experimental and Control	
Class	30
2. Result of the students' post-test in Experimental and Control	
Class.....	33
B. Discussion	37
CHAPTER V CONCLUSIONS AND SUGGESTIONS	39-40
A. Conclusions	39
B. Suggestions	40
BIBLIOGRAPHY	
APPENDICES	
DOCUMENTATION	
CURRICULUM VITAE	

LIST OF TABLES

Table 3.1: List of Scale Criteria	25
Table 3.2: List of Scoring Sheet	27
Table 4.1: Students' Classification Score Percentile in Pre-test	30
Table 4.2: Students' Result of Mean Score, T-test, and T-table in Pre-test	32
Table 4.3: Students' Classification Score Percentile in Post-test	34
Table 4.4: Mean Score and Standard Deviation in Post-test	36
Table 4.5: T-test of Students' Achievements	36



LIST OF FIGURES

Figure 2.1. : Theoretical Framework..... 18

Figure 3.1. : Experimental Design..... 20



LIST OF APPENDICES

Appendix I : Result of Students' Experimental Class

Appendix II : Result of Students' Control Class

Appendix III : Result of Students' Pre-test in Experimental and Controlled
Class

Appendix IV : Result of Students' Post-test in Experimental and Controlled
Class

Appendix V : The Calculation of Standard Deviation and T-test

Appendix VI : Lesson plan



ABSTRACT

Name : AFRIANTO AMINUDDIN
Reg. Number : 20400113179
Department/faculty : English Education/Tarbiyah and Teaching Science
Title : *The Use of Flashcard to Teach Speaking at The Second Year Students of SMAN 5 Enrekang*
Consultant I : Dr. H. Abd. Muis Said, M.Ed. TESOL
Consultant II : Andi Asmawati, S.Pd., M.Pd.

This research discussed about The Use of Flashcard to Teach Speaking. The objective of this research was to find out whether or not Flashcard is effective to teach speaking.

This research applied quasi-experimental method with two groups pre-test and post-test design. There were two variables of this research; they were independent variable and dependent variable, while the independent variable was Flashcard and dependent variable was students' speaking skill. The population of this research was the second year students of SMAN 5 Enrekang Regency academic year 2016/2017 consisting of 352 students. The sample of the research consisted of 60 students which were taken by using Purposive Sampling technique, there were 30 students from XI IPA 4 as experimental class and 30 students from XI IPA 3 as controlled class.

This reasearch used only one instrument. That was the oral speaking test. Futhermore, that instrument process was used pre-test and post-test. Moreover, the researcher collected the data with assessing student's vocabulary and fluency. As the result, the data indicated that there was significant differences between students post-test in experimental class and control class. The mean score of post-test (4.1) in experimental class was greater than the mean score of post-test (2.9) in controlled class. From t-test, the researcher found that the value of t-test (2.29) was greater than t-table (2.00). Therefore, the researcher suggested that The Use of Flashcard is effective in teaching speaking.



UNIVERSITAS ISLAM NEGERI
ALAUDDIN
M A K A S S A R

CHAPTER 1

INTRODUCTION

This chapter is divided into six main sections, they are background, research statements, research objective, research significance, research scope, and operational definition of terms.

A. Background

Speaking is one of the four skills that language has. It is not only in English but also for other languages. It is the second skill that is necessary to know and to be able to be applied after listening skill. However, when it is related to teaching then there will be more explanation than practically producing words or sentences from our mouth. In language teaching, speaking skill is described in term of direction. It is generated by the learner to be also considered as the production. Thus, speaking is the productive aural/oral skill. It consists of producing systematic verbal utterances to convey meaning. Teaching English is sometimes considered a simple process. Commercial language school around the world hires people with no training to teach speaking. Although speaking is totally natural, speaking in language other than our own is anything but simple. It stated the notion that speaking is the main point of doing interactions.

Speaking is used every day in the world and their mastery is an important skill for ESL learners to acquire. Speaking as interaction is the basic dialogue form and thus the building block of conversation. Some examples that are important are greeting someone in a hall, saying thanks to someone who gave you something,

and providing your name to a person filling out a form for you. However, mostly students in various places find it difficult to built their speaking capability even in the very basic form of speaking as mentioned above.

Although speaking is an important skill, teaching this skill in the schools is not easy. Speaking requires students have english vocabulary, confidence, and good idea to express their mind. The common problem when teaching speaking is the students do not want to talk because they lack of vocabulary. Even the students want to express their idea but they cannot talk in English.

The phenomena are in relevant to the previous speaking problem that the present researcher encountered in SMA 5 Enrekang which has been chosen to be the location of this research. Most of the students specifically the second grade students find it so difficult to express their mind in English particularly because of lack of necessary vocabularies and words management performance when they are speaking. Regarding to the stated problem in the mentioned school, the researcher is intentionally planning to implement one strategy namely using flashcards to improve the students speaking skill.

Flashcard one of the strategy that can be used in teaching speaking. The main characteristics of a flashcard are size, content, topics, and usage. Using flashcard in speaking helps students review vocabulary words and meaning. Flashcard in this research is a card or cards that is not only contain words but also in particular phases of the research will contain more than just words. It will be use to stimulate students speaking performance to argument students capability in speaking.

B. Research Problem

As previously stated in the background that, the speaking ability of the second grade students of SMAN 5 Enrekang is low, the researcher will apply Flashcard to improve the students' speaking skill, the researcher formulates one major research question : ***Is the use of Flashcard effective to teach speaking at the second year students of SMAN 5 Enrekang?***

C. Research Objective

The objective of the research is to find out whether or not Flaschcard is effective to teach speaking atthe second grade students of SMAN 5 Enrekang.

D. Research Significance

This research is expected to have both theoretical and practical significance.

1. Theoretical Significance

It is theoretically expected that, the finding of the research to be useful for the improvement of students' Speaking skill and become the alternative strategy for teacher in teaching speaking. This is expected to be beneficial or to give contribution to education institution in implementing and undertaking the strategy to the need of students learning achievement on speaking subject.

2. Practical Significance

Practically, *for the students*, the positive result of this research can be a media from which the students can use it not only to master speaking vocabularies but also other kinds of words category even for the other subjects. *For the teachers*, it is an input and a resource for the English teacher to conduct teaching of speaking

in the class by using flashcard as one of media and to give valuable contribution for the students of English and others in learning with English text. *For the next researchers*, this study can be chosen as one consideration to develop or continuing further research or study on how flash card can be integrated with some other language skills.

E. Research Scope

By discipline, this research deals with Applied Linguistics because it is related to the way of the researcher in providing speaking materials to be comprehended by the students. By content, this research is limited only on the students' speaking skill. This research concerns with the general statements and sentences using in daily conversation in which the students will work in pair and group to build and practice it then. By activity, students will be assigned to answer and practice speaking performance in relation to the speaking content of the flashcard.

F. Operational Definition of Terms

There are some key terms of this research, as follow:

The use of Flashcards underlines on how it is going to be utilized to enhance and increase the ability of students in speaking skill. It is going to be implemented by using it as a media in providing English teaching and learning in the classroom process. Going deeper to each aspect which will be assessed it involves the vocabulary use and how the sentence produced fluently. In relation to the implementation of flash cards itself, this research concern to arrange some steps which are designed to facilitate students to be actively thinking, arranging and

keep communicating during the process. Thus, in the process of teaching learning later, flash cards in this case take a turn to also activate students' curiosity in gaining information on the relevant vocabularies of the provided topics as well as to train them to speak properly and fluently.

Flashcard itself is a visual media. In language learning a flashcard is typically considered to be any card printed with pictures, words or number and used as part of a learning drill. In relation to this study, flashcard that is meant to be is interactional flashcard from which it will apply the use of key words of a topic to build up short dialogue.

Teaching Speaking, the teacher can apply the bottom-up-top-down approach to speaking. The bottom-up approach to speaking means that the learners begin with the smallest units of language, i.e. individual sounds, and move through the mastery of words and sentences to discourse. The top-down view, on the other hand, proposes that the learners start with the larger chunks of language, which are embedded in meaningful contexts, and use their knowledge of the contexts to comprehend and use the smaller language elements correctly.

CHAPTER II

REVIEW OF RELATED LITERATURE

This chapter is divided into four main sections, they are review of related research finding, pertinent idea, theoretical framework, and hypothesis.

A. Review of related literature

1. Some Previous Related Research Findings/Studies

Mohammadli (2015) found that, learning to speak needs a lot of practice; besides, learners should use short dialogue, and questions and answers. If the learners are children, it is better because they are the most holistic learners for communication. English Language and Literature Studies One of the most significant current discussions in speaking is developing speaking proficiency and researchers have investigated problems in all aspects of speaking process. A lot of attention has been paid to speaking skill; however, there are some problems in communicative competences and oral task's goals. The primary goal of the present review was to provide readers with the interesting materials, impressive activities, and procedures to improve their speaking ability.

Hotimah (2010:17) in her research finding contended that flashcard can be a very effective media which is capable of providing easiness for teachers in delivering learning materials as well as enriching students' vocabulary mastery which also facilitate students to speak better in language lesson particularly for English subject. Furthermore, it also activates effective interaction among teacher to students as well as students to students.

Sriati, et al (2012) stated in their research finding and summary that from the the classroom action research in teaching language skills or the ability to speak the beginning with the use of flashcard media in particular in their study can be summarized that learning with flash card media can more improve the quality of speaking ability. The use of flashcard media can make learning activities more interesting and students are more active in learning process. In the learning process itself, before using the flashcard media students' mastery was only 70% and after using it, the students' ability improved till 92%.

Going further on the effectiveness of flashcard, Urquijo (2012) found that the Interactions Flashcards system was effective in improving oral performance in general and increasing levels in each one of the qualitative aspects of spoken interaction including range, accuracy, fluency, interaction, and coherence.

Based on the research of Golding, Wasarhaley & Fletcher (2012) found that Four hundred and fifteen undergraduate students in an Introduction to Psychology course voluntarily reported their use of flashcards on three exams as well as answered other questions dealing with flashcard use (e.g., when did a student first use flashcards). Almost 70% of the class used flashcards to study for one or more exams. Students who used flashcards for all three exams had significantly higher exam scores overall than those students who did not use flashcards at all or only used flashcards on one or two exams. These results are discussed in terms of retrieval practice, a specific component of using flashcards.

Sitompul (2013) found The study was conducted to investigate the effect of using flashcards or word list on fifty graders' vocabulary mastery and to

discover the students' responses toward both strategies in learning English vocabulary. This study employed a quasi-experimental research design which involved two classes, grouped into experimental and control groups with a relatively similar vocabulary mastery before treatment. The experimental group received flashcards treatment while the control group received word list treatment. The results showed that students' vocabulary mastery improved after they were taught by using flashcards and wordlist. The students in experimental group admitted that they could memorize the words easily, be more motivated to learn English and understand vocabulary easily. On the other hand, students in the control group perceived that word list was a tedious strategy. Hence, it was concluded that flashcards is recommended to teach vocabulary to young learners.

Margaret (2014) found the impact of flashcards on pre-school learner's acquisition of English pre-reading skills in Kapkesosio zone, Bomet County. The objectives of the study were; to establish if types of flashcards influence acquisition of pre-reading skills, to determine if frequency of using flashcards influence preschool learners acquisition of pre-reading skills and to establish if display of flashcards influence learners' acquisition of pre-reading skills. The literature review outlines importance of teaching pre-reading skills, types of flashcards and frequency of using the flashcards, display of flashcards. It also outlined the theories that the study was grounded to and the conceptual framework which shows the relationship of the variables of the study. The target population comprised of 15 preschool teachers from 8 preschools; 7 public and one private preschool and preschool children. The researcher used simple random sampling

method to get the schools to participate in the study. The sample which comprised of 15 preschool teachers and 106 preschool children enhanced easy management of data as a representative of the whole zone and to draw conclusions from the information gathered. A case study research design was used to conduct the study. Eight pre-schools were sampled using simple random sampling techniques and the researcher administered questionnaires to 15 teachers, the researcher observed a pre-reading lesson and filled in the observation schedule to them. The questionnaire consisted of open and closed ended questions. The researcher also sampled preschool children to participate in the test administered to them to use in calculating the school average score. The data collected was analyzed using frequencies and percentages and presented in bar graphs, pie charts and tabular form. The study found out that those pre-school children who used different types of flashcards while learning pre-reading skills had their acquisition of English pre-reading skills reinforced. It was concluded that teachers who used different types of flashcards improved the learners acquisition of English pre-reading skills. The study recommended further research on impact of flashcards on development of preschool learners vocabulary and teacher creativity in development of flashcards.

Nadziroh (2010) researched about the use of flashcards to improve vocabulary mastery. This research attempts to find out whether flashcards can improve the students' interest to study English, and to find out whether flashcards can improve the vocabulary mastery. The subject of this research are the students of elementary school of MI Duren Bandungan. The researcher uses a classroom action research as a method in this research. The researcher also uses pretest and

posttest in the teaching learning process. Based on the findings of the research, the researcher finds the result of t-table show 2,05. Then, it is compared with t-calculation which show in cycle 1 is 6,256, cycle 2 is 8,712 and cycle 3 is 9,784. Because t-calculation is higher than t-table, so the researcher conclude that there is significant different between pretest and posttest.

Nugroho (2012) Based on interview, observation, analyzing the document, and test result, the students made improvement in vocabulary mastery. The students can learn vocabulary more easy than before. When flashcards are used, in the first and the second cycle, students are active and enthusiastic in joining learning activity. The tests score results shows an improvement of the students' achievement. The students' mean score in the pre-test is 45.70, in post-test 1 is 70.52, and in post-test 2 is 80.13. It can be concluded that teaching English vocabulary by using flashcards as media does improve the students' vocabulary mastery. The result of the research implies that English teachers need to choose the appropriate media in teaching vocabulary; one of them is flashcards.

Astuti (2015) found the result of the study showed that the post-test scores were better than the pre-test scores and formative scores. It could be seen by comparing their means. The means of the pre-test score was 61,92. The means of formative test score was 70, 76 while the post-test score was 76,57. It means that there is a significance difference in students' scores after they were given treatments using flashcards. The increasing achievements show the increasing interest of the students. The higher achievement of the students after being taught by using flashcards as medium indicates that the treatment was effective. So, it is

recommended that the teacher can use flashcards as media in teaching young learners to increase their interest in learning English. Hopefully there would be further studies in teaching English using other technique.

Those previous related studies indicated how the central role of attractive procedure and process are necessary to facilitate students in grasping materials to support them in acquiring adequate capability in speaking performance, and how then the anxiety of students in performing propiciency to deal with ESL/EFL speaking tests can be reduced. The above previous related studies also emphasized various aspects that effect students' speaking skill.

2. Some Pertinent Ideas

a. Understanding Speaking Skill

The past four decades has witnessed the rapid development of speaking skill in second language learning (Derakhshan et al., 2015). Speaking is a complex skill, which should be taught everywhere, and it is a skill that learners learn better in group (Celce-Murica, 2001). English is divided into four skills which are as follows: listening, speaking, reading, and writing; therefore, speaking is the second skill and has an important role in communication. Speaking is a part of daily life that everyone should develop in subtle and detailed language. One of the most important factors about language is that it deals with social contexts and culture (Schmitt, 2012). Culture is massive which covers all the institutions, the attitudes, and the human made features of a huge group non-homogenous people. Teachers cannot teach everything about culture, but they are able to increase intercultural

awareness through parameters: information sources, and activity-types (Cullen & Sato, 2000).

Speaking is the production skill that is included in two main categories: accuracy and fluency. Accuracy consists of using vocabulary, grammar and pronunciation through some activities, fluency take into account “the ability to keep going when speaking spontaneously” (Gower, Philips, & Walter, 1995). Bygate (1987) identified two elements: production skill and interaction skill. In production skill, speaking ability take place without time limit environment and in interaction skill, there is a negotiation between learners. Both skills help learners to improve their speaking ability easier. Stuart (1989) proposed that learners should plan and adjust their talk; and effective speakers should be proficient by practicing. It shows that speaking is high risking activity that creates anxiety and causes learners worry about losing face.

One of the most important goals of teachers is to enable learners to use English for communication. According to many theories, speaking skill can be improved by games, role play, etc. Evidence shows that speaking should incorporate activities in a group work (Oradee, 2012). There are some types of speaking performance that can help students to improve speaking skill (Brown, 2007).

Harmer (2001) found that, learners should know “language features” and the ability to process them in communication. If the speaker dominates these language features, will help learners to acquire successful communication goal. Speaking does not cover just knowing the linguistic feature; linguistic feature of

the message expanding oral communication requires more than memorized vocabulary and grammatical comprehension. One of the obstacles of learning speaking is contradiction between class materials and courses, so that most of the teachers do not facilitate situations for real practice in speaking; Besides, the teacher should take into account learners' interest and needs. Learners should take part in oral activities to exchange spontaneously their thought in second language speaking (Derakhshan et al., 2015)

b. Notions on Flashcard

In language learning a flashcard is typically considered to be any card printed with pictures, words or numbers and used as part of a learning drill. Although this definition could be good enough for the purpose of this study, there are other details of flashcards that would help clarify the specific features of the kind of flashcard that was designed in the execution of this project. The main characteristics of a flashcard are size, content, topics, usage, and nowadays, due to the development of the information and communication technologies (ICT), format. Many of these characteristics are not differentiating. Two identical flashcards, except for their size, let's say one is bigger than the other, do not really have a different impact on learning. Flashcards are usually designed to be about the size of a playing card just so they can be easily handled in a deck, not because they would be more effective. Similarly, two flashcards that are the same, except for their topic, one for math and another for English, would probably have the same impact on learning. This is why flashcards can be used to learn virtually any set of information.

In elementary schools, flashcards are often employed to help students with memorization of basic math principles. When used to teach a foreign language, they are usually proposed to help students review vocabulary words and their meanings.

One study shows a setting in which students print an unfamiliar word on one side of an index card and on the other side, they write the sentence in which the word was found, the dictionary pronunciation guide entry, and a paraphrase of the dictionary definition (Thompson, et al, 1984). This study showed that flashcards enhance interaction in the classroom and increase learners' confidence. Other characteristics of flashcards could be considered differentiating.

When using a flashcard, the particular procedure that is followed could affect the learning level. The basic procedure consists of an individual holding up a card and showing one side of the card to another person, prompting a response. If the response is accurate, the next card is displayed and so on.

However, some students use flashcards on their own to quiz themselves. There could be learning level differences between the social use of flashcards and their individual use. Also, the electronic variations of flashcards created and administered by computer software specially designed for this purpose and online flashcards that are available make it possible for students to have a procedural guide or study with sets of flashcards that are already made instead of creating their own. It may be that real flashcards and virtual flashcards have different effects on learning. Perhaps, the most differentiating factor of flashcards is content. All flashcards by definition imply a question and an answer.

A vocabulary flashcard shows a picture of an apple and when a person is shown that flashcard, they are to say “apple” in order to get the “correct” answer. Instead, today you can see cards with no question, like those that only have a word written on them, or ones that have the question and the answer on the same side even though the basic concept is that a flashcard is designed with a question on one side and an answer on the other. Furthermore, most of the flashcards for language teaching are vocabulary flashcards in which the content in the question/answer format is a combination of images/words. There are some other kinds of flashcards for language teaching that are definitions flashcards in which the content is word/definition. Another kind of popular language teaching flashcard is that known as synonyms flashcard in which the content is a question/answer combination of word/synonyms.

The kind of flashcards designed for the purpose of this study were called Interactions Flashcards due to the fact that their first differentiating characteristic, that of content, in the format question/answer, is an interaction in the form A:/B:, for instance, A: Thank you./B: You’re welcome. Also the second differentiating characteristic, usage, has been clearly changed from the typical DI procedure to a procedure that mixes the direct instruction with strategy instruction and communicative approaches to language teaching and learning.

c. Steps of flashcard

The classroom activities planned and used with Interactions Flashcards is outlined in seven steps that lead students gradually from an initial encounter

with Interactions Flashcards to the ability to converse logically without direct reference to them.

Step 1: Looking at samples. The first step is to introduce the Interactions Flashcards and develop familiarity with them. This can be done by bringing a set of Interactions Flashcards to class for learners to understand how they work.

Step 2: Creating. The second step involves plotting sample dialogues on the flashcards, which the learners do themselves, from a fixed set of interactions provided by the teacher under a specific context, called generative topic. Generative topics are decided depending on the school's curriculum, for example, greetings, personal information, spelling, etc.

Step 3: Personalizing. The third step is for learners to plot more dialogues on the flashcards, this time using the generative topics to propose the interactions they would like to learn in English.

Step 4: Playing. The fourth step, accomplished by students in pairs, is to develop the interaction under the topic and sequence in the flashcards. Learners can turn this into a game since they try to get points by answering the most questions correctly using the Interactions Flashcards as a guide. Teacher modeling in this activity is a must.

Step 5: Testing. The fifth step is a testing exercise using groups of three or more students, in which one student holds up these flashcards containing linguistic input and tests other students on their ability to create a logical conversation by responding appropriately. Teachers can use the previous step in which they were

playing and turn it into a more serious assessment moment by guiding learners to give corrective feedback to each other.

Step 6: Speaking. The sixth step begins with a brief role play exercise in which the teacher explains the rules of interaction, implicit in the Interactions Flashcards, and students pair off to create basic dialogues or conversations according to what they have practiced using the Interactions Flashcards. It continues with the gradual elimination of the use of the Interactions Flashcards for reference. Teachers motivate students by telling them they do not need the Interactions Flashcards anymore in order to be able to perform dialogues since they already remember how to interact.

Step 7: Interviewing. The final step consists of the recording of students' performance when executing dialogues without the use of Interactions Flashcards. Teachers interview learners by using the same interactions they have practiced and record their results. Feedback can be provided by pointing out which Interactions Flashcards learners need to work more on.

B. Theoretical Framework

The theoretical framework underlying this research is given in the following chart.

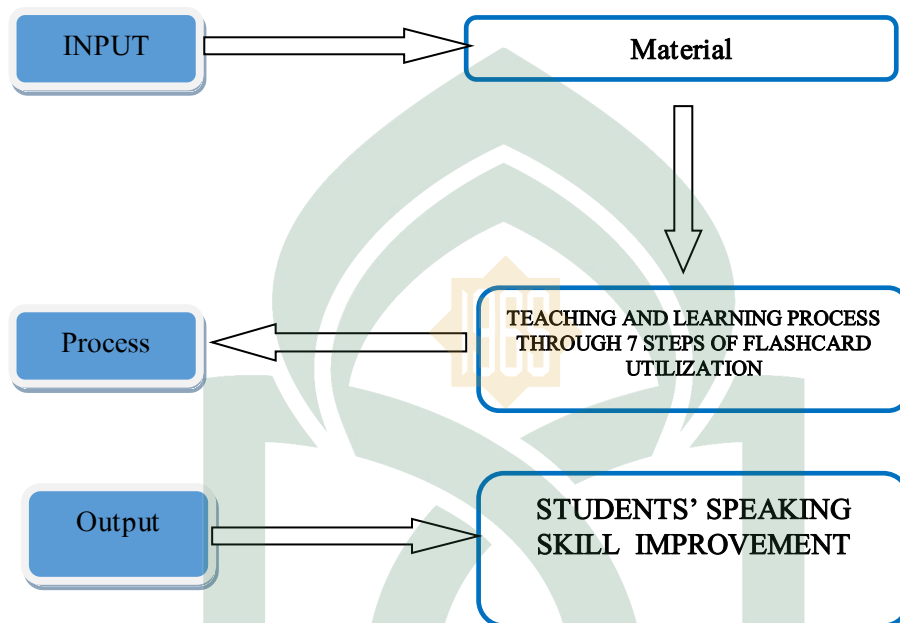


Figure 2.1 Theoretical Framework

C. Hypothesis

Dealing with the ideas which are stated by some researchers in the related studies before on the effect of using flashcard to attract and improve students' attention and capability to speak better and providing students circumstances in which they are able to touch the real implementation of speaking, this study formulates the following hypothesis:

Zero hypothesis (H0) : The use of flashcards is not effective to teach speaking at the second grade students of SMAN 5 Enrekang.

Alternative Hypothesis (H1) : The use of flashcards is effective to teach speaking at the second grade students of SMAN 5 Enrekang.

CHAPTER III

RESEARCH METHOD

This chapter deals with research method, population and sample, variables and instrument, data collection procedures, data analysis techniques and statistic procedures.

D. Research Method

Research method is a procedure that used in research systematically. It starts from planning, collecting data, until step of interpretation of conclusion.

1. Research Design

The researcher applies a quasi-experimental design within pretest-posttest design. The design involves two groups – experimental and control group - to which the researcher administers a pretest, exposes a treatment, and administers a posttest. The success of the treatment is determined by comparing the result of the pretest and the posttest.

This is a model of Quasi-Experimental design, exactly Non-equivalent Control Group design:

E	O ₁	X	O ₂
C	O ₃	-	O ₄

Figure 3.1. Experimental Design

(Adapted from *Sugiyono, 2014*)

Explanation:

E : Experimental class

C : Control class

O₁ : Pretest in experimental class

O₂ : Pretest in control class

X : Treatment for experimental class by using TPR (Total Physical Response) method

O₃ : Post test in experimental class

O₄ : Post test in control class

2. Research Variables

There are two variables of this research they are dependent variable and independent variable.

- 1) The dependent variable is the speaking skill of the students
- 2) The Independent variable is the flashcard that is chosen as the media that is implemented in this research.

E. Population and Sample

1. Population

The population of this research is the second year students of SMAN 5 Enrekang in 2016/2017 academic year which comprised of 13 classes, namely 7 classes of exact class, 4 classes of social class. Each class consisted of 29 to 33 students so the total population is about 352 students.

2. Sample

The selected sample is based on purposive sampling system. It is used to ensure that the chosen class is a mix ability class, so we can see the use of flashcard improve the speaking skill of various students' ability. The researcher takes two classes of exact class by considering that exact class possesses more population than other classes. Moreover in the prior observation it was found that exact class was the only class which was appropriate to be the sample to implement flash cards, specifically concerning with their English capability. The class which is chosen are Two classes. There are 30 students in XI Exact 3 and 30 students in XI Exact 4. So the amount of sample was 60 students. I choose these classes because these classes are available and recommended by teacher of English.

F. Research Instrument

The researcher employed one kind of instruments namely test of oral test in the form of performing short-made-own dialogue based the given topics. The pretest is administered before providing students the intended treatment, while post-test is administered after providing students the treatment to know whether the strategy by using flashcard improve the speaking skill of the students or not. The teaching materials is written English concept and researcher made own material based on *the applied curriculum of the chosen school*.

G. Data Collecting Procedure

The data is collected through two sessions namely by collecting the data of the students speaking performance in pretest and posttest. Between the pretest and posttest there is a treatment for 6x (times) meetings.

1. Pre-test

This test is carried out before the treatment in order to get data to find out prior capability of the students in English speaking. The students are given the pretest in pair and asked to practice the provided test instrument.

2. Treatments

The treatment will be conducted for six times by applying flashcard in which the number of students to be tested consists of 30 students. The time allotment for teaching English reading text of the tested class is obtained from the syllabus that refers to school level curriculum which is applied in SMAN 5 Enrekang and described as follows:

First Meeting will be taken for 90 minutes learning from which the researcher will explain the students the general explanation on the materials stated in the basic competence based on syllabus and then concern explaining and exemplifying the way to practice the materials properly to achieve the standard

Second meeting will be administered for 90 minutes as well in which the researcher will explain the students about the seven steps of using “flashcard and its’ benefit in learning and practicing speaking”. The students then are subsequently doing the instruction to build their own flash cards in the form of some related words, phrase and sentence based on the given topics.

Third meeting, Students are given more topics and theme in which the topics will be developed into related words, phrase and sentence. The activity will be conducted in pair.

Fourth meeting, the students then build and combine the sentence that they have from the topics into some short dialogues.

Fifth meeting, In this meeting the students, practicing the dialogue with their own couple and repeat it for more times, from which they are concerning with the sentence in the flash card that they have.

Last meeting, Randomly the students remain practicing their dialogue, but in this part the students will do it by a random couple, so it is now an open dialogue to allow the students improvise their flash card to be implemented in the real chat among them.

3. Post-Test

After conducting the treatments, the researcher gives the students a posttest to get data in finding out the result of treatments. The procedure in administering the posttest is the same with the pretest. The posttest is administered to measure the students' progress after having the treatment or to find out the improvement of the students speaking skill.

H. Data Analysis Technique

The data obtained from the test will be analyzed by using *manual analysis* to the result of the pre-test and the post-test to find out the mean score of the students, the standard deviation of the students pre-test/post-test, and the value of t-test to find out the significant difference between the result of the pretest and posttest.

1. List of Scale Criteria

No.	Proficiency(Obtained Score)	Category	Description of criteria
1	1 – 3.9	Very Poor	Vo: Little knowledge of English words Fl: Dominated by Hesitation
2	4 – 5.9	Poor	Vo: Frequent errors of word choice Fl: Frequent Hesitation
3	6 -7.4	Average	Vo: Occasional Errors in word choice

No.	Proficiency(Obtained Score)	Category	Description of criteria
			Fl: Occasional Hesitation
4	7.5 – 8.4	Good	Vo: minor errors in word choice Fl: Minor hesitation
5	8.5 – 10	Very Good	Vo: Effective/appropri- ate word choice Fl: No hesitation

(Adapted from Mukminatien, 2000: 42 – 44.)

2. List of Scoring Sheet

Aspects to be evaluated	Scale of score				
	Very Poor	Poor	Average	Good	Very Good
Vocabulary	1 - 3.9	4 – 5.9	6 – 7.4	7.5 - 8.4	8.5 - 10
Fluency	1 – 3.9	4 – 5.9	6 – 7.4	7.5 – 8.4	8.5 - 10

(Adapted from Mukminatien, 2000: 42 – 44.)

Total Score : $((\sum \text{aspect 1} + \sum \text{aspect 2})/2)$

Notes:

$\sum \text{aspect 1}$: the total of obtained vocabulary scores

$\sum \text{aspect 2}$: the total of obtained Fluency scores

The scores that the students get from the scoring sheet will be converted by using the pattern above into the score interval in the first table above.

3. Calculating the Mean Score and Standard Deviation

a) Mean Score

To calculate the mean score between the result of pre-test and post-test of the class, the researcher applied the following formula:

$$\bar{X} = \frac{\sum X}{N}$$

Where:

\bar{X} : Mean score

$\sum X$: Total rows

N : The number of students

(Gay, 2006 : 320)

b) Standard Deviation

Finding out the standard deviation by applying this formula:

$$SD = \sqrt{\frac{SS}{N-1}}, \text{ where } SS = \sum X^2 - \frac{(\sum X)^2}{N_1}$$

Where:

SD = Standard Deviation

SS = The sum of square

N = Total number of the subjects

$\sum X^2$ = The sum of all square; each score is squared and all the squares are added up

$(\sum X)^2$ = The square of the sum; all the scores are added up and the sum is square, total.

(Gay, 2006: 321)

The formula used in finding out the difference between students' score in pre-test and post-test.

$$t = \frac{\bar{x}_1 - \bar{x}_2}{\sqrt{\left(\frac{SS_1 + SS_2}{n_1 + n_2 - 2}\right) \left(\frac{1}{n_1} + \frac{1}{n_2}\right)}}$$

Where:

t = Test of significance

\bar{x}_1 = Mean score of experimental group

\bar{x}_2 = Mean score of control group

SS₁ = Sum square of experimental group

SS₂ = Sum square of control group

n_1 = Number of students of experimental group

n_2 = Number of students of control group.

(Gay, 2006: 349)



CHAPTER IV

FINDINGS AND DISCUSSION

This chapter is divided into two main sections, both of them are findings and discussion of this research.

A. *Findings*

Findings of the study deal with the presentation rate of the students' score obtained from the test to find the mean score, standard deviation, test of significance, and hypothesis testing.

1. Result of Students' Pre-Test in Experimental and Controlled Class

There are two main points here, the first is students' classification score in experimental and control class, and the second is mean score of students' pre-test in experimental and controlled class.

a. Students' Classification Score in Pre-test for Experimental and Controlled Class.

No.	Score	Classification	Experimental Class		Controlled Class	
			F	%	F	%
1	8.5 - 10	Very Good	-	-	-	-
2	7.5 - 8.4	Good	-	-	-	-
3	6 - 7.4	Average	3	10	3	10

4	4 - 5.9	Poor	7	23.33	16	53.33
5	1 - 3.9	Very Poor	20	66.67	11	36.67
TOTAL			30	100	30	100

Table 4.1 students' classification score percentile in pre-test

In the Experimental class, there were 3 students (10%) classified into Average, 7 students (23,33%) were classified into Poor, and 20 (66,67%) students classified into Very Poor. For Controlled class, there were 11 students (36,67%) classified into Very Poor, 16 students (53,33%) classified into Poor, and 3 students (10%) classified into Average.

In summary, for both classes nobody classified into neither Very Good nor Good. Most of student in experimental class got Very Poor, and there were seven students classified into Poor and sixteen students classified into Poor for controlled. The students classified into Very Poor because they do not have ability in speaking well. It was shown by the result of their enhancement in speaking through pretest. They almost cannot speak all of the items of words.

In other hand, there were students classified into Average in Experimental class and Controlled class because they have enhanced in speaking words in pretest than Experimental class.

b. Mean Score of Students' Pre-Test in Experimental and Controlled Class

Table of the result of students' pre-test in Experimental class were shown in the Appendix III. It showed that, the lowest score of pre-test in Experimental class was one for six students and the highest is six for three students.

For the Controlled class, the data were shown in the Appendix III. It showed that, the lowest score in the pretest is one for one student and the highest score is six for four students. After assessing the individual score, the researcher calculated the score to get the mean score. It was important to determine the mean score for both classes and the t-test to measure students' basic knowledge, to find out whether the result was significant or not and to be able to make sure whether the research can be continued or not. Students' mean score for both classes and the t-test in the pre-test were shown in the following table.

Class	Mean Score	t-test	t-table
Experimental Class	2.1	-1.1	2.00
Controlled Class	2.8		

Table 4.2 Students' result of Mean Score, T-test, and T-table in pretest

The table showed that, the mean score of the students in the Controlled class was higher than in the Experimental class. The result of the mean score described that

the difference of the students' basic knowledge. In addition, t-test of the pre-test between Experimental and Controlled class is -1.1 and the t-table is 2.021.

Making a conclusion about students' score was by comparing the t-test and the t-table. When the result of the t-test was smaller than the t-table, it meant that there was no significance among the result of the students' basic knowledge and it was appropriate for the research to be continued. The table above showed that there was no significance between students' score in the pre-test because the t-test was smaller than the t-table ($-1.1 < 2.00$).

2. The Result of Students' Post-test in Experimental and Controlled Class

Table of the result of Students' post-test in Experimental and Controlled Class (See Appendix IV) described the score of post-test in Experimental and Controlled class. For the Experimental class, the lowest score in the post-test was two point five for two students and the highest was six for one student. In addition, for Controlled class, the lowest score was one point five for three students and the highest was six for four students. Based on the results above, it was clear that the flashcard strategy has a positive impact to improve students' speaking skill.

For the total score, the table of students' post-test shows that Experimental class got 719 and Controlled class got 407. It indicated that total score in Experimental class was higher than Controlled class. Comparing with the results in pre-tests, the experimental class showed the high enhancement, in contrast, the controlled class scores were decreased.

a. Students' Classification Score in Post-test for Experimental and Controlled Class

No.	Scale	Classification	Experimental Class		Controlled Class	
			F	%	F	%
1	8.5 - 10	Very Good	1	3.33	-	-
2	7.5 – 8.4	Good	4	13.33	-	-
3	6 – 7.4	Average	5	16.67	4	13.33
4	4 – 5.9	Poor	10	33.33	14	46.67
5	1 – 3.9	Very Poor	10	33.33	12	40
TOTAL			30	100	30	100

Table 4.3 students' classification score percentile in post-test

In the Experimental class, there were 1 student (3,33%) were classified into Very Good, 4 students (13,33%) were classified into Good, 5 students (16,67%) were classified into Average, 10 students (33,33%) were classified into Poor, and 10 students (33,33%) were classified into Very Poor.

For Controlled class, no body classified into Very Good and Good, 4 students (13,33%) classified into Average, 14 students (46,67%) classified into Poor and 12 students (40%) classified into Very Poor.

Inconclusion, the data shown in the table that indicated the students. in this experimental class have better enhancement than the controlled class. Futhermore some of students in experimental class was classified into Good and Average because they showed their ability in speaking through post-test and no body in control class. There were 4 students had the average and 14 students had

the poor in controlled class. Moreover, In classification of very good of the table, there was one student in experimental class and no body in controlled class. The student who classified into very good can speaking well. In details, 10 students got poor in experimental class and there were 14 students got poor in controlled class, 10 students got very poor in experimental class and 12 students got very poor in controlled class. There were more students classified into very poor in controlled class than experimental class. In very poor, the students were not able to speak well. Unfortunately, they wanted to say anything they know. It seemed that, they could not speaking well.

Based on the result above, the data can be concluded that, the rate percentage in the post-test was different from the rate percentage in the pre-test.

b. Mean Score and Standard Deviation

The following table presented the mean score and standard deviation of the Experimental class and Controlled class.

The Mean Score and Standard Deviation in the posttest of the Experimental class and Controlled class:

Class	Mean Score	Standard Deviation
Experimental	4.1	2.72
Controlled	2.9	2.30

Table 4.4 Mean Score and Standard Deviation in Post Test

The table indicated the mean score of Experimental class in the Post-test was 4.1 and the standard deviation was 2.72. While the mean score of the Controlled class was 2.9 and the standard deviation was 2.30.

c. Test of Significance Testing

The significant score between experimental and controlled class can be calculated by using t-test. The result of the t-test can be seen in table 4.5 as follows:

Variable	t-test	t-table
$X_1 - X_2$	2.79	2.00

Table 4.5 the t-test of students' achievement

Table 4 showed the result of test of significance testing. For the level of significance (p) 0.05 and the degree of freedom (df) $(N_1 + N_2) - 2 = (30 + 30) - 2 = 58$, showed that, the value of the t-test was higher than t-table. The result of the test clearly showed that, there was a significant difference between the students' score in the experimental and controlled class after the treatment of flashcard strategy. It indicated that, the use of flashcard was effective to increase students' speaking skill. It meant H_0 was rejected and H_1 was accepted because the t-test was higher than t-table ($2.79 > 2.00$). Therefore, the hypothesis of the research was accepted.

B. Discussion

Flashcard strategy was one of the strategy in teaching English that could guide students to speaking well. Flashcard is one of the effective strategy in teaching speaking because it gives students an opportunity to practice communicating in around and keep the conversation going.

Analysis of the mean score gap in the post-test between the Experimental and Controlled ensures if the approach used was effective. The mean score of the Experimental class was 4.2 and 2.9 for Controlled class. It meant the gap of the students' score of the Experimental and Controlled class was 1.3. The explanation of the gap between the two classes indicated that the Experimental class showed higher increasing than the Controlled class.

To sum up, based on the result of this study, which showed the students' scores were higher after the treatment in Experimental class using flashcard, the use of flashcard strategy increase their speaking skill.

The findings above were in line with previous research finding, Hotimah (2010:17) in her research finding contended that flashcard can be a very effective media which is capable of providing easiness for teachers in delivering learning materials as well as enriching students' vocabulary mastery which also facilitate students to speak better in language lesson particularly for English subject. Furthermore, it also activates effective interaction among teacher to students as well as students to students.

Sriati, et al (2012) stated in their research finding and summary that from the the classroom action research in teaching language skills or the ability to speak

the beginning with the use of flashcard media in particular in their study can be summarized that learning with flash card media can more improve the quality of speaking ability. The use of flashcard media can make learning activities more interesting and students are more active in learning process. In the learning process itself, before using the flashcard media students' mastery was only 70% and after using it, the students' ability improved till 92%.

Urquijo (2012) found that the Interactions Flashcards system was effective in improving oral performance in general and increasing levels in each one of the qualitative aspects of spoken interaction including range, accuracy, fluency, interaction, and coherence.

Therefore, the use of Flashcard could help student to speaking. Besides, Flashcard also helped students to keep the concersation going and saying the words or sentences smoothly. In other hand, this strategy could apply in teaching students speaking classroom.

CHAPTER V

CONCLUSIONS AND SUGGESTIONS

This chapter presents the conclusions as well as few suggestions of this study. Suggestions are taken based on findings and conclusions obtained in this research.

A. Conclusions

Based on the findings, it can be concluded that the students' speaking skill by using flashcard at the second year students of SMAN 5 Enrekang in the Academic year 2016/2017. The result of data analysis showed that, the total score of students in experimental class in the post-test was 719 and 407 for controlled class. In addition, the mean score in post-test for experimental class was 4.1 and 2.9 for controlled class. The data showed that, students' score in experimental class was higher than in controlled class. It meant that Flashcard strategy is more effective than conventional method in teaching speaking at second year students of SMAN 5 Enrekang in the Academic year 2016/2017. There was significant difference between students' speaking skill by using flashcard strategy at the second year students of SMAN 5 Enrekang in the Academic year 2016/2017. The data showed that, the t-test for both classes in post-test was 2.79 compared to the t-table with 2.00, since the score of t-test was larger than the score of t-table, null hypothesis (H₀) was rejected and alternative hypothesis (H₁) was accepted. It meant that, the use of flashcard strategy which was applied in the Experimental class was effective in teaching speaking skill.

B. Suggestions

In relation to the conclusion before, the researcher proposes the following offers:

1. The teacher should find out the effective strategy in teaching speaking.
2. The students should be good learners; they should involve themselves in the classroom and pay attention to their teacher.
3. Students should have motivation in learning English.
4. The students should respect their teacher fully attention to the lesson for supporting the learning process running well.
5. The teacher should use many alternative strategies in teaching speaking to increase the students' speaking skill.
6. The teacher should know the students' difficulties in speaking to help them so that they can solve their problem and get out from their difficulties.
7. The English teacher should be creative in developing teaching material and present the learning process enjoyable.

BIBLIOGRAPHY

- Astuti, K. W. *The Effectiveness of Using Flash Cards to Improve Young Learners' Interest in Learning English (A Classroom Action Research of the Fifth Grade Students of SD Negeri 01 Tahunan Jepara in the Academic Years of 2013/2014)*. Final Project. English Department. Faculty of Languages and Art. Semarang State University. 2015.
- Brown, H. D. *Principle of language learning and teaching*. White Plains, NY: Pearson Longman. 2007.
- Bygate, M. *Speaking: The Cambridge guide to teaching English to speakers of other Language*. Cambridge: Cambridge University Press. 1987.
- Celce-Murica, M. *Teaching English as a second language or foreign language* (2nd ed.). New York: Newbury House. 2001.
- Cullen, B., & Sato, K. Practical techniques for teaching culture in the EFL classroom. Retrieved from <http://iteslj.Org/Techniques/Cullen-Culture.html>. 2000.
- Derakhshan, A., Tahery, F., & Mirarab, N. Helping adult and young learner to communicate in speaking classes with confidence. *Mediterranean Journal of Social Science*, 6(2), 520-525. <http://dx.doi.org/10.5901/mjss.2015.v6n2p520> . 2015.
- Gay, Mills, Airasian. *Education Research: Competencies for Analysis and Applications*. New Jersey: Merrill Prentice Hall. 2006.
- Golding. J. M., Wasarhaley. N. E., Fletcher. B. *The use of Flashcards in introduction to Psychology class*. Published journal. Society for the Teaching of Psychology. 2012.
- Gower, Philips, D. & Walter, C. Developing and exploring the behavior of two new versions of the Speaking Levels Test. *Language Testing*, 18(1), 55-88. 2001.
- Harmer, J. *The practice of English language teaching* (3rd ed). London: Longman. 2001.
- Hotimah, Empit. *Penggunaan Media Flash Card dalam Meningkatkan Kemampuan Siswa pada Pembelajaran Kosa Kata Bahasa Inggris Siswa Pesantren Ar-Rahman Garut*. Garut: FPIK Press (Published Thesis). 2010.
- Margaret, C. *Impact of Flashcards on Preschool Learners' Acquisition of English Language Pre-Reading Skills in KAPKESOSIO ZONE, BOMET*

COUNTY. Department of Education Communication and Technology
.University of Nairobi. 2014.

Mohammadli, M., Gorjian, B., & Pazhakh, A. The effect of classroom structure on speaking skills of Iranian learners: A comparative study. *International Journal of Language Learning and Applied Linguistic World (IJLLALW)*, 5(1), 472-487. 2015.

Mukminatien, Nurul. *The Use of Cue Cards in Teaching Spoken Descriptive Text*. (Online). Available: digilib.unnes.ac.id/.../library?. 2000.

Nadziroh, Aschurotun. *The Use of Flashcards to Improve Vocabulary Mastery*. State Islamic Studies Institute (STAIN) Salatiga. 2010.

Nugroho, Yosephus. *Improving Students' Vocabulary Mastery Using Flashcards*. English Department Teacher Training and Education Faculty. Sebelas Maret University. 2012.

Oradee, Th. Developing speaking skills using three communicative activities (discussion, problem-solving, and role-play). *International Journal of Social Science and Humanity*, 2(6), 32- 533. 2012.

Schmitt, R. *Applied linguistic*. In A. Burns & B. Seidhofer (Eds.), *Speaking and pronunciation* (pp.197-199). London: Great Britain press. 2012.

Sitompul, E. *Teaching Vocabulary Using Flashcards and Word List*. Vol.1 No.1.

Indonesia University of Education. 2013.

Sriati, Humaidah, L., Prasetyo, Y. *The Use of Flashcard Media to Improve Students' Speaking Ability*. Sidoarjo: STKIP PGRI Press. Published Journal (Vol.1, No.2). 2012.

Stuart, C. *Be an effective speaker*. Chicago: NTC/Contemporary Publishing Company. 1989.

Sugiyono. *Cara Mudah Menyusun Skripsi, Tesis, dan Disertasi*. Cet.II; Bandung: Alfabeta. 2014.

Thompson, Loren C.; Frager, Alan M. *Individualized Vocabulary Instruction in Developmental Reading*. (ED253844) From ERIC online database (No. ED200058). 1984.

Urquijo, J. *Improving Oral Performance through Interactions Fashcards*. Centro Colombo: Colombia. 2012.



APPENDICES

UNIVERSITAS ISLAM NEGERI
ALAUDDIN
M A K A S S A R

APPENDIX I

Result of Students Experimental Class / XI IPA 4

N O	NAMA	VOCABULARY		FLUENCY	
		Pretest	Posttest	Pretest	Posttest
1	AFRIDA RESKI	6	8	4	6
2	ALWI MUBARAK	6	8	4	8
3	AYU RATNA PRATIWI	2	3	1	3
4	AYU WIDARNI	3	4	2	4
5	BAYU ANGGARA B	2	6	2	4
6	BRIAN ALFIANI	2	5	1	5
7	CIKITA SALSABILA	4	7	4	7
8	FATMAWATI	4	4	3	4
9	IKRAM HAJAR	1	3	1	3
10	INDRIYANI	1	3	1	3
11	LILI SUSAN	4	6	4	6
12	M FATHUR HIDAYAT R	2	3	1	2
13	MUH IYAN ALFIAN	6	9	6	7
14	MUH YUNUS SURIA	6	10	6	8
15	MUH APRILAN D	1	6	1	4
16	MUHAMMAD NASRUL	2	3	2	3
17	MUTIARA	6	8	6	8
18	NUR AFNI	1	4	1	4
19	NUR QALBI R	6	8	5	6
20	NURMAYANTI	3	3	2	2
21	NURSAKINA YULFI	1	4	1	3
22	NURUL AZIZAH B	1	3	1	3
23	PUTRI TIARA A	6	8	4	7
24	RESKI AMALIA	3	5	3	5
25	SANARIA A	4	6	3	5
26	SITTI HAJRAH	2	4	1	4
27	SYAIRLA BAHAR	4	5	4	4
28	YUSTIKA PULUNG	4	4	2	2
29	ZAMRA HAJRANI	4	7	3	5
30	ZULFANY SYAMSUL	2	3	2	3

APPENDIX II

Result of Students Control Class / XI IPA 3

NO	NAMA	VOCABULARY		FLUENCY	
		Pretest	Posttest	Pretest	Posttest
1	MUHAJAR ASWAD	4	4	2	2
2	ALYA RIZKY AMALIA	4	4	4	4
3	ASPRIANI	2	2	1	1
4	AUDIA AFIFA	4	4	3	3
5	DYAN ARINI	4	4	4	4
6	FARHAM	6	6	4	4
7	HARIS	6	6	4	4
8	HARNITA T	4	4	4	4
9	HIKMA RAMADANI	4	4	4	4
10	HILYA	2	2	2	2
11	KARMILA	2	2	1	1
12	KHAIRUDDIN M	4	4	3	3
13	M. RAFLY RAMADHAN	6	6	4	4
14	MOH. ILHAM	6	6	6	6
15	MUNAWARAH	6	5	6	5
16	NOVIANTI	4	2	4	2
17	NUNUN ROSANDI	6	5	3	4
18	NUR AISYIAH	6	7	6	5
19	NUR ARNIS IRMAWATI	4	2	4	2
20	NUR FITRI R	4	5	5	4
21	NURUL HIKMA	4	2	4	2
22	RANI MIRWANA	4	4	3	3
23	RESTI ASRI MILENIA	4	6	6	5
24	RIDWANSYAH	4	4	3	3
25	SANIRA	2	1	2	1
26	SARMILA W	2	2	1	1
27	SELFI FATIMAH M	6	6	6	6
28	SYAHRIAL MAULANA	4	5	4	5
29	WAFIQ NURAZIZAH	6	6	6	6
30	YUSNI BAHAR	1	2	1	1

APPENDIX III

Result of students' pretest in Experimental and controlled class

Number of respondents	Experimental class		Controlled class	
	X	X ²	X	X ²
1	5	25	3	9
2	5	25	4	16
3	1.5	2.25	1.5	2.25
4	2.5	6.25	3.5	12.25
5	2	4	4	16
6	1.5	2.25	5	25
7	4	12	5	25
8	3.5	12.25	4	16
9	1	1	4	16
10	1	1	2	4
11	4	16	1.5	2.25
12	1.5	2.25	3.5	12.25
13	6	36	5	25
14	6	36	6	36
15	1	1	5	25
16	2	4	4	16
17	6	36	4.5	20.25
18	1	1	6	36
19	5.5	30.05	4	16
20	2.5	6.25	4.5	20.25
21	1	1	4	16
22	1	1	3.5	12.25
23	5	25	5.5	30.05
24	3	9	3.5	12.25
25	3.5	12.25	2	4
26	1.5	2.25	1.5	2.25
27	4	16	6	36
28	3	9	4	16
29	3.5	12.25	6	36
30	2	4	1	1
Σ	63	263	84	390
Average	2,1		2,8	

Where:

 Σ : Sum of each datum

Average : Mean score

APPENDIX IV

Result of students' posttest in Experimental class and Controlled class

Number of respondents	Experimental class		Controlled class	
	X ¹	X ²	X ¹	X ²
1	7	49	3	9
2	8	64	4	16
3	3	9	1.5	2.25
4	4	16	3.5	12.25
5	5	25	4	16
6	5	25	5	25
7	7	49	5	25
8	4	16	4	16
9	3	9	4	16
10	3	9	2	4
11	6	36	1.5	2.25
12	2.5	6.25	3.5	12.25
13	8	64	5	25
14	9	81	6	36
15	5	25	5	25
16	3	9	4	16
17	8	64	4.5	20.25
18	4	16	6	36
19	7	49	4	16
20	2.5	6.25	4.5	20.25
21	3.5	12.25	4	16
22	3	9	3.5	12.25
23	7.5	56.25	5.5	30.25
24	5	25	3.5	12.25
25	5.5	30.25	2	4
26	4	16	1.5	2.25
27	4.5	20.25	6	36
28	3	9	5	25
29	6	36	6	36
30	3	9	3	9
Σ	123	719	87	407
Average	4,1		2,9	

Where:

Σ : Sum of each datum

Average : Mean score

APPENDIX V

The mean score of Experimental Class and Control Class

A. Experimental Class

1. Pre-test

$$\bar{X}_1 = \frac{\sum X}{N}$$

$$= \frac{63}{30}$$

$$\bar{X}_1 = 2,1$$

2. Post-test

$$\bar{X}_1 = \frac{\sum X}{N}$$

$$= \frac{123}{30}$$

$$\bar{X}_1 = 4,1$$

B. Control Class

1. Pre-test

$$\bar{X}_2 = \frac{\sum X}{N}$$

$$= \frac{84}{30}$$

$$\bar{X}_2 = 2,8$$

2. Post-test

$$\bar{X}_2 = \frac{\sum X}{N}$$

$$= \frac{87}{30}$$

$$\bar{X}_2 = 2,9$$

Standard Deviation of Experimental Class and Control Class

a. Experimental class

1. Pre-test

$$SD = \sqrt{\frac{SS_1}{n-1}}$$

Where :

$$\begin{aligned} SS_1 &= \sum X_1^2 - \frac{(\sum X_1)^2}{n} \\ &= 263 - \frac{(63)^2}{30} \\ &= 263 - \frac{3.969}{30} \\ &= 263 - 132,3 \\ &= 130,7 \end{aligned}$$

$$\begin{aligned} SD &= \sqrt{\frac{SS_1}{n-1}} \\ &= \sqrt{\frac{130,7}{29}} \\ &= \sqrt{4,51} \\ &= 2,12 \end{aligned}$$

2. Post-test

$$SD = \sqrt{\frac{SS_1}{n-1}}$$

Where :

$$\begin{aligned} SS_1 &= \sum X_1^2 - \frac{(\sum X_1)^2}{n} \\ &= 719 - \frac{(123)^2}{30} \\ &= 719 - \frac{15.126}{30} \\ &= 719 - 504,3 \\ &= 214,7 \end{aligned}$$

$$\begin{aligned} SD &= \sqrt{\frac{SS_1}{n-1}} \\ &= \sqrt{\frac{214,7}{29}} \\ &= \sqrt{7,4} \\ &= 2,72 \end{aligned}$$

b. Control class

1. Pre-test

$$SD = \sqrt{\frac{SS_1}{n-1}}$$

Where :

$$SS_1 = \sum X_1^2 - \frac{(\sum X_1)^2}{n}$$

$$= 390 - \frac{(84)^2}{30}$$

$$= 390 - \frac{7.056}{30}$$

$$= 390 - 235,2$$

$$= 154,8$$

$$SD = \sqrt{\frac{SS_1}{n-1}}$$

$$= \sqrt{\frac{154,8}{29}}$$

$$= \sqrt{5,33}$$

$$= 2,30$$

2. Post-test

$$SD = \sqrt{\frac{SS_1}{n-1}}$$

Where :

$$SS_1 = \sum X_1^2 - \frac{(\sum X_1)^2}{n}$$

$$= 407 - \frac{(87)^2}{30}$$

$$= 407 - \frac{7.569}{30}$$

$$= 407 - 252,3$$

$$= 154,7$$

$$SD = \sqrt{\frac{SS_1}{n-1}}$$

$$= \sqrt{\frac{154,7}{29}}$$

$$= \sqrt{5,33}$$

$$= 2,30$$

T-test in the pre-test

$$t = \frac{\bar{x}_1 - \bar{x}_2}{\sqrt{\left(\frac{SS_1 + SS_2}{n_1 + n_2 - 2}\right) \left(\frac{1}{n_1} + \frac{1}{n_2}\right)}}$$

$$t = \frac{2.1 - 2.8}{\sqrt{\left(\frac{(130.7) + (154.8)}{30 + 30 - 2}\right) \left(\frac{1}{30} + \frac{1}{30}\right)}}$$

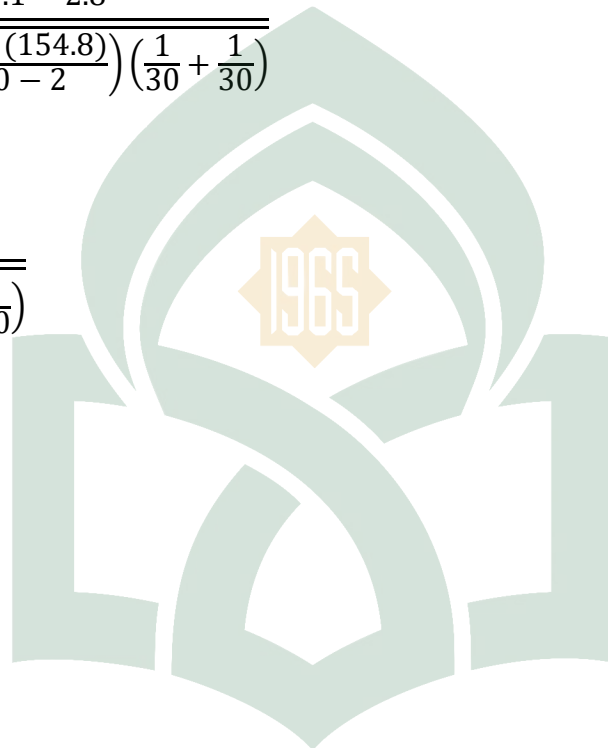
$$t = \frac{-0.7}{\sqrt{\left(\frac{285.5}{58}\right) \left(\frac{2}{30}\right)}}$$

$$t = \frac{-0.7}{\sqrt{(4.9)(0.07)}}$$

$$t = \frac{-0.7}{\sqrt{0.343}}$$

$$t = \frac{-0.7}{0.586}$$

$$t = -1.1$$



UNIVERSITAS ISLAM NEGERI

ALAUDDIN

MAKASSAR

The significant Different

$$\bar{X}_1 = 4,1 \quad SS_1 = 214,7$$

$$\bar{X}_2 = 2,9 \quad SS_2 = 154,7$$

1. T-test

$$t = \frac{\bar{X}_1 - \bar{X}_2}{\sqrt{\left(\frac{SS_1 + SS_2}{n_1 + n_2 - 2}\right) \left(\frac{1}{n_1} + \frac{1}{n_2}\right)}}$$

$$t = \frac{4,1 - 2,9}{\sqrt{\left(\frac{214,7 + 154,7}{30 + 30 - 2}\right) \left(\frac{1}{30} + \frac{1}{30}\right)}}$$

$$t = \frac{1,2}{\sqrt{\left(\frac{369,4}{58}\right) \left(\frac{2}{60}\right)}}$$

$$t = \frac{1,2}{\sqrt{(6,36)(0,03)}}$$

$$t = \frac{1,2}{\sqrt{0,19}}$$

$$t = \frac{1,2}{0,43}$$

$$t_{hitung} = 2,79$$

2. T-table

For level of significance (D) = 0,05

Degree of freedom (df) = (N₁+N₂)-2 = 30+30-2 = 58

t-Table = 2,021



Distribution of t-Table

Df	Level of Significance for two-tailed test					
	0,5	0,2	0,1	0,05	0,02	0,01
	Level of Significance for one-tailed test					
	0,25	0,1	0	0,025	0,1	0,005
1	1,000	3,078	6,314	12,706	31,821	63,657
2	0,816	1,886	2,920	4,303	6,965	9,926
3	0,765	1,638	2,353	3,183	4,541	5,841
4	0,741	1,533	2,132	2,776	3,747	4,604
5	0,727	1,476	2,015	2,571	3,365	4,032
6	0,718	1,440	1,943	2,447	2,143	3,707
7	0,711	1,451	1,895	2,365	2,998	3,499
8	0,706	1,397	1,860	2,306	2,896	3,355
9	0,703	1,383	1,833	2,262	2,821	3,250
10	0,700	1,372	1,812	2,226	2,764	3,169
11	0,697	1,363	1,769	2,201	2,718	3,106
12	0,695	1,356	1,782	2,201	2,681	3,055
13	0,694	1,350	1,771	2,179	2,650	3,120
14	0,692	1,345	1,761	2,160	2,624	2,977
15	0,691	1,341	1,753	2,143	2,604	2,947
16	0,690	1,337	1,746	2,331	2,583	2,921
17	0,689	1,333	1,740	2,120	2,567	2,898
18	0,688	1,330	1,734	2,110	2,552	2,878
19	0,687	1,328	1,729	2,101	2,539	2,861
20	0,686	1,325	1,725	2,093	2,528	2,845
21	0,686	1,323	1,721	2,086	2,518	2,831
22	0,685	1,321	1,717	2,080	2,505	2,819
23	0,685	1,319	1,714	2,074	2,500	2,807
24	0,684	1,318	1,711	2,690	2,492	2,797
25	0,684	1,316	1,708	2,060	2,485	2,787
26	0,684	1,315	1,706	2,056	2,479	2,779
27	0,684	1,314	1,703	2,052	2,473	2,771
28	0,683	1,313	1,701	2,048	2,467	2,763
29	0,683	1,311	1,699	2,045	2,462	2,756
30	0,683	1,310	1,697	2,042	2,457	2,750
40	0,681	1,303	1,684	2,021	2,423	2,704
60	0,679	1,296	1,671	2,000	2,390	2,660
120	0,677	1,289	1,658	2,890	2,358	2,617
	0,674	1,282	1,645	1,960	2,326	2,576

APPENDIX VI

RENCANA PELAKSANAAN PEMBELAJARAN (RPP)

Nama Sekolah : SMA Negeri 5 Enrekang
 Mata Pelajaran : Bahasa Inggris
 Kelas/Semester : XI / 1
 Alokasi Waktu : 4 x 45 menit (2x pertemuan)
 Topik Pembelajaran : Introducing Report Text through the use of
 Flahcard
 Pertemuan Ke : Satu dan dua

A. Standar Kompetensi

Berbicara

4. Mengungkapk-an makna dalam teks fungsional pendek dan monolog yang berbentuk *report*, *narrative* dan *analytical exposition* dalam konteks kehidupan sehari-hari

B. Kompetensi Dasar

- 4.1 Mengungkapk-an makna dalam teks lisan fungsional pendek resmi dan tak resmi secara akurat, lancar dan berterima dalam berbagai konteks kehidupan sehari-hari
- 4.2 Mengungkapk-an makna dalam teks monolog dengan menggunakan ragam bahasa lisan secara akurat, lancar dan berterima dalam konteks kehidupan sehari-hari dalam teks berbentuk: *report*, *narrative*, dan *analytical exposition*

C. Indikator Pencapaian Kompetensi

Indikator Pencapaian Kompetensi	Nilai Budaya Dan Karakter Bangsa
Mengungkapk-an Makna teks report pendek Melakukan berbagai tindak tutur dalam wacana lisan berbentuk report teks dengan mengguakan media flashcard	Religius, jujur, toleransi, disiplin, kerja keras, mandiri, demokratis, rasa ingin tahu, semangat kebangsaan, cinta tanah air, menghargai prestasi, bersahabat, cinta damai, gemar membaca, peduli lingkungan, peduli sosial, tanggung jawab, mandiri

Kewirausahaan/ Ekonomi Kreatif :

- Percaya diri (keteguhan hati, optimis).
- Berorientasi pada tugas (bermotivasi, tekun/tabah, bertekad, enerjik).
- Pengambil resiko (suka tantangan, mampu memimpin)
- Orientasi ke masa depan (punya perspektif untuk masa depan)

D. Tujuan Pembelajaran

Pada akhir pembelajaran siswa dapat :

- Menungkapkan dengan benar makna teks report pendek .
- Melakukan berbagai tindak tutur dalam wacana lisan berbentuk report teks

E. Materi Pokok

- *1. Definition of report teks and flash card*
- *2. Text structure of report teks and flash card*
- *3. How to use flash card in learning report teks*

F. Metode Pembelajaran/Teknik:

Total Physical Response

G. Strategi Pembelajaran

Tatap Muka	Terstruktur	Mandiri
<ul style="list-style-type: none"> ▪ Bertanya jawab tentang tindak tutur: berkenalan, bertemu dan berpisah. ▪ Membahas unsur dan langkah retorika dalam pertanyaan teks report ▪ Membahas ciri-ciri leksikogramatika. ▪ Membacakan cerita kepada kelompok atau kelas (monolog). ▪ Menceritakan kembali cerita kepada kelompok atau kelas (monolog). ▪ Membahas kesulitan yang dihadapi siswa dalam melakukan kegiatan terstruktur dan mandiri. 	<ul style="list-style-type: none"> ▪ Dengan kelompok belajarnya, siswa diberi tugas untuk melakukan hal-hal berikut, dan melaporkan setiap kegiatan kepada guru, a.l. tentang tempat, siapa saja yang datang, kesulitan yang dihadapi. ▪ Membahas unsur dan langkah retorika dalam teks report. ▪ Membahas ciri-ciri leksikogramatika. 	<ul style="list-style-type: none"> ▪ Siswa melakukan berbagai kegiatan terkait dengan wacana berbentuk report di luar tugas tatap muka dan terstruktur yang diberikan guru. ▪ Siswa mengumpulkan setiap hasil kerja dalam portofolio, dan melaporkan hal-hal yang sudah diperoleh serta kesulitan yang dihadapi secara rutin kepada guru.

Langkah-langkah Kegiatan Pembelajaran

▪ Kegiatan Awal (10')

- Mengucapkan salam dengan ramah kepada siswa ketika memasuki ruang kelas (*nilai yang ditanamkan: santun, peduli*)
- Mengecek kehadiran siswa (*nilai yang ditanamkan: disiplin, rajin*)
- Mengaitkan materi/kompetensi yang akan dipelajari dengan karakter
- Dengan merujuk pada silabus, RPP, dan bahan ajar, menyampaikan butir karakter yang hendak dikembangkan selain yang terkait dengan SK/KD
- Siswa berdiskusi mengenai pertanyaan yang tertera di buku teks

▪ Kegiatan Inti (70')

Eksplorasi

Dalam kegiatan eksplorasi guru:

- Memberikan stimulus berupa pemberian materi pertanyaan teks report dan flashcard
- Mendiskusikan materi bersama siswa (Buku : Bahan Ajar Bahasa Inggris mengenai pertanyaan teks report dan keterkaitannya dengan media flashcard)
- Memberikan kesempatan pada peserta didik mengkomunikasikan secara lisan atau mempresentasikan mengenai pertanyaan teks report melalui media flash card

Elaborasi

Dalam kegiatan elaborasi guru:

- Membiasakan siswa membuat kalimat pertanyaan teks report
- Memfasilitasi siswa melalui pemberian tugas untuk meninjau sejauh mana siswa memahami tentang struktur teks report dan pemanfaatan media flash card

Konfirmasi

Dalam kegiatan konfirmasi guru:

- Memberikan umpan balik pada siswa dengan memberi penguatan dalam bentuk lisan pada siswa yang telah dapat menyelesaikan tugasnya.
- Memberi konfirmasi pada hasil pekerjaan yang sudah dikerjakan oleh siswa melalui sumber buku lain.

- Memfasilitasi siswa melakukan refleksi untuk memperoleh pengalaman belajar yang sudah dilakukan.
- Memberikan motivasi kepada siswa yang kurang dan belum bisa mengikuti dalam materi mengenai report teks.



Kegiatan Akhir (10')

- Siswa diminta membuat rangkuman dari materi mengenai report teks
- Siswa dan Guru melakukan refleksi terhadap kegiatan yang sudah dilaksanakan.
- Siswa diberikan pekerjaan rumah (PR) berkaitan dengan materi mengenai pertanyaan teks tindak tutur: berkenalan, bertemu dan berpisah.
- Menyampaikan rencana pembelajaran pada pertemuan berikutnya.

H. Sumber/Bahan/Alat

- Buku Look Ahead 2 , English for Better Life
- Made own material

I. Penilaian

I. Indikator, Teknik, Bentuk, dan Contoh.

No.	Indikator	Teknik	Bentuk	Contoh
1.	mengungkapkan dengan benar makna dari sebuah report teks pendek Melakukan berbagai tindak tutur dalam wacana lisan	Tes lisan	Answering questions	Read and answer your teachers question orally
2.	berbentuk report teks dengan memanfaatkan media flash card	Tes Lisan	Membuat dialog	Perform your dialogue and then state your own pair statement in her/his flashcard

--	--	--	--	--

II. Instrumen Penilaian

Read and give a response to the following expressions.

1. What kind of text is it?
2. What are the parts of the text?
3. What is interesting from the text?
4. What we can learn from the text?
5. Build up your own dialogue based on the given topics by using your flashcard

III. Pedoman Penilaian

Aspects to be evaluated	Scale of score								
	1	2	3	4	5	6	7	7.5	8
Vocabulary									
Fluency									

Total Score : $((\sum \text{aspect 1} + \sum \text{aspect 2})/2) \times 100$

Notes:

$\sum \text{aspect 1}$: the total of obtained vocabulary scores

$\sum \text{aspect 2}$: the total of obtained Fluency scores

Mengetahui,
Kepala Sekolah,

Baraka, 20 September 2017
Guru Mapel Bahasa Inggris,

Arif Candik S.Pd., M.Pd.
1968 0807 1992 03 1 013

Dra. Rahmatasiah
1968 1028 1994 03 02 011

RENCANA PELAKSANAAN PEMBELAJARAN (RPP)

Nama Sekolah : SMA Negeri 5 Enrekang
Mata Pelajaran : Bahasa Inggris
Kelas/Semester : XI / 1
Alokasi Waktu : 4 x 45 menit (2x pertemuan)
Topik Pembelajaran : Introducing Report Text through the use of
Flahcard
Pertemuan Ke : Tiga dan Empat

A. Standar Kompetensi

Berbicara

4. Mengungkapkan makna dalam teks fungsional pendek dan monolog yang berbentuk *report*, *narrative* dan *analytical exposition* dalam konteks kehidupan sehari-hari

B. Kompetensi Dasar

- 4.1 Mengungkap-kan makna dalam teks lisan fungsional pendek resmi dan tak resmi secara akurat, lancar dan berterima dalam berbagai konteks kehidupan sehari-hari
- 4.2 Mengungkap-kan makna dalam teks monolog dengan menggunakan ragam bahasa lisan secara akurat, lancar dan berterima dalam konteks kehidupan sehari-hari dalam teks berbentuk: *report*, *narrative*, dan *analytical exposition*

C. Indikator Pencapaian Kompetensi

Indikator Pencapaian Kompetensi	Nilai Budaya Dan Karakter Bangsa
Menyusun dialog pendek berbentuk report teks	Religius, jujur, toleransi, disiplin, kerja keras, mandiri, demokratis, rasa ingin tahu, semangat kebangsaan, cinta tanah air, menghargai prestasi, bersahabat, cinta damai, gemar membaca, peduli lingkungan, peduli sosial, tanggung jawab, mandiri
Melakukan berbagai tindak tutur dalam wacana lisan berbentuk report teks dengan mengguakan media flashcard	

Kewirausahaan/ Ekonomi Kreatif :

- Percaya diri (keteguhan hati, optimis).
- Berorientasi pada tugas (bermotivasi, tekun/tabah, bertekad, enerjik).
- Pengambil resiko (suka tantangan, mampu memimpin)
- Orientasi ke masa depan (punya perspektif untuk masa depan)

D. Tujuan Pembelajaran

Pada akhir pembelajaran siswa dapat :

- Menungkapkan dengan benar makna teks report pendek .
- Melakukan berbagai tindak tutur dalam wacana lisan berbentuk report teks

E. Materi Pokok

- *1. Various topics which are related to a report teks*
- *2. Example of short dialogue in a flash card on the topics of report teks*

F. Metode Pembelajaran/Teknik:

Total Physical Response

G. Strategi Pembelajaran

Tatap Muka	Terstruktur	Mandiri
<ul style="list-style-type: none"> ▪ Bertanya jawab tentang topic yang dikaitkan dengan report teks. ▪ Membahas unsur dan langkah retorika dalam pertanyaan teks report ▪ Membahas ciri-ciri leksikogramatika. ▪ Membacakan cerita kepada kelompok atau kelas (monolog). ▪ Menceritakan kembali cerita kepada kelompok atau kelas (monolog). ▪ Membahas kesulitan yang dihadapi siswa dalam melakukan kegiatan terstruktur dan mandiri. 	<ul style="list-style-type: none"> ▪ Dengan kelompok belajarnya, siswa diberi tugas untuk melakukan hal-hal berikut, dan melaporkan setiap kegiatan kepada guru, a.l. tentang tempat, siapa saja yang datang, kesulitan yang dihadapi. ▪ Membahas unsur dan langkah retorika dalam teks report. ▪ Membahas ciri-ciri leksikogramatika. 	<ul style="list-style-type: none"> ▪ Siswa melakukan berbagai kegiatan terkait dengan wacana berbentuk report di luar tugas tatap muka dan terstruktur yang diberikan guru. ▪ Siswa mengumpulkan setiap hasil kerja dalam portofolio, dan melaporkan hal-hal yang sudah diperoleh serta kesulitan yang dihadapi secara rutin kepada guru.

Langkah-langkah Kegiatan Pembelajaran

- **Kegiatan Awal (10')**
 - Mengucapkan salam dengan ramah kepada siswa ketika memasuki ruang kelas (*nilai yang ditanamkan: santun, peduli*)
 - Mengecek kehadiran siswa (*nilai yang ditanamkan: disiplin, rajin*)
 - Mengaitkan materi/kompetensi yang akan dipelajari dengan karakter
 - Dengan merujuk pada silabus, RPP, dan bahan ajar, menyampaikan butir karakter yang hendak dikembangkan selain yang terkait dengan SK/KD
 - Siswa berdiskusi mengenai pertanyaan yang tertera di buku teks

- **Kegiatan Inti (70')**
Eksplorasi

Dalam kegiatan eksplorasi guru:

- Memberikan stimulus berupa pemberian materi pertanyaan teks report dan flashcard
- Mendiskusikan materi bersama siswa (Buku : Bahan Ajar Bahasa Inggris mengenai pertanyaan teks report dan keterkaitannya dengan media flashcard)
- Memberikan kesempatan pada peserta didik mengkomunikasikan secara lisan atau mempresentasikan mengenai pertanyaan teks report melalui media flash card

Elaborasi

Dalam kegiatan elaborasi guru:

- Membiasakan siswa menyusun dialog pendek berdasarkan topic yang merujuk pada report teks
- Memfasilitasi siswa melalui pemberian tugas untuk meninjau sejauh mana siswa memahami tentang penggunaan flash card dalam menyusun dialog pendek sederhana yang merujuk pada report teks

Konfirmasi

Dalam kegiatan konfirmasi guru:

- Memberikan umpan balik pada siswa dengan memberi penguatan dalam bentuk lisan pada siswa yang telah dapat menyelesaikan tugasnya.
 - Memberi konfirmasi pada hasil pekerjaan yang sudah dikerjakan oleh siswa melalui sumber buku lain.
 - Memfasilitasi siswa melakukan refleksi untuk memperoleh pengalaman belajar yang sudah dilakukan.
 - Memberikan motivasi kepada siswa yang kurang dan belum bisa mengikuti dalam materi mengenai report teks.
- **Kegiatan Akhir (10')**
 - Siswa diminta membuat rangkuman dari materi mengenai report teks
 - Siswa dan Guru melakukan refleksi terhadap kegiatan yang sudah dilaksanakan.
 - Siswa diberikan pekerjaan rumah (PR) berkaitan dengan materi mengenai pertanyaan teks tindak tutur: berkenalan, bertemu dan berpisah.
 - Menyampaikan rencana pembelajaran pada pertemuan berikutnya.

H. Sumber/Bahan/Alat

- Buku Look Ahead 2 , English for Better Life
- Made own material

I. Penilaian


I. Indikator, Teknik, Bentuk, dan Contoh.

No.	Indikator	Teknik	Bentuk	Contoh
1.	mengungkapkan dengan benar makna dari sebuah report teks pendek Melakukan berbagai tindak tutur dalam wacana lisan	Tes lisan	Answering questions	Read and answer your teachers question orally
2.	berbentuk report teks dengan memanfaatkan media flash card	Tes Lisan	Membuat dialog	Perform your dialogue and then state your own pair statement in her/his flashcard

II. Instrumen Penilaian

Read and give a response to the following expressions.

1. Build up your own dialogue based on the given topics by using your flashcard
2. Share your flashcard content with your partner and check it one another
3. Fix the mistakes and the problems that you experience in providing the dialogue



III. Pedoman Penilaian

Aspects to be evaluated	Scale of score										
	Vocabulary	1	2	3	4	5	6	7	7.5	8	8.5
Fluency	1	2	3	4	5	6	7	7.5	8	8.5	10

Total Score : $((\sum \text{aspect 1} + \sum \text{aspect 2})/2) \times 100$

Notes:

$\sum \text{aspect 1}$: the total of obtained vocabulary scores

$\sum \text{aspect 2}$: the total of obtained Fluency scores

Mengetahui,
Kepala Sekolah,

Arif Candik S.Pd., M.Pd.
1968 0807 1992 03 1 013

Baraka, 27 September 2017
Guru Mapel Bahasa Inggris,

Dra. Rahmatasiah
1968 1028 1994 03 2 011

UNIVERSITAS ISLAM NEGERI
ALAUDDIN
M A K A S S A R

RENCANA PELAKSANAAN PEMBELAJARAN (RPP)

Nama Sekolah : SMA Negeri 5 Enrekang
Mata Pelajaran : Bahasa Inggris
Kelas/Semester : XI / 1
Alokasi Waktu : 4 x 45 menit (2x pertemuan)
Topik Pembelajaran : Introducing Report Text through the use of
 Flahcard
Pertemuan Ke : Lima dan Enam

A. Standar Kompetensi

Berbicara

4. Mengungkapkan makna dalam teks fungsional pendek dan monolog yang berbentuk *report*, *narrative* dan *analytical exposition* dalam konteks kehidupan sehari-hari

B. Kompetensi Dasar

- 4.1 Mengungkap-kan makna dalam teks lisan fungsional pendek resmi dan tak resmi secara akurat, lancar dan berterima dalam berbagai konteks kehidupan sehari-hari
- 4.2 Mengungkap-kan makna dalam teks monolog dengan menggunakan ragam bahasa lisan secara akurat, lancar dan berterima dalam konteks kehidupan sehari-hari dalam teks berbentuk: *report*, *narrative*, dan *analytical exposition*

C. Indikator Pencapaian Kompetensi

Indikator Pencapaian Kompetensi	Nilai Budaya Dan Karakter Bangsa
Menyusun dialog pendek berbentuk report teks	Religius, jujur, toleransi, disiplin, kerja keras, mandiri, demokratis, rasa ingin tahu, semangat kebangsaan, cinta tanah air, menghargai prestasi, bersahabat, cinta damai, gemar membaca, peduli
Melakukan berbagai tindak tutur dalam wacana lisan berbentuk report teks dengan mengguakan media flashcard	

	lingkungan, peduli sosial, tanggung jawab, mandiri
--	--

Kewirausahaan/ Ekonomi Kreatif :

- Percaya diri (keteguhan hati, optimis).
- Berorientasi pada tugas (bermotivasi, tekun/tabah, bertekad, enerjik).
- Pengambil resiko (suka tantangan, mampu memimpin)
- Orientasi ke masa depan (punya perspektif untuk masa depan)

D. Tujuan Pembelajaran

Pada akhir pembelajaran siswa dapat :

- Menyusun dialog pendek sederhana berdasarkan topic terkait report teks dengan menggunakan flashcard
- Melakukan berbagai tindak tutur dalam wacana lisan berbentuk report teks

E. Materi Pokok

- *1. Various topics which are related to a report teks*
- *2. Example of short dialogue in a flash card on the topics of report teks*

F. Metode Pembelajaran/Teknik:

Total Physical Response

G. Strategi Pembelajaran

Tatap Muka	Terstruktur	Mandiri
------------	-------------	---------

<ul style="list-style-type: none"> ▪ Bertanya jawab tentang topic yang dikaitkan dengan report teks. ▪ Membahas unsur dan langkah retorika dalam pertanyaan teks report ▪ Membahas ciri-ciri leksikogramatika. ▪ Membacakan cerita kepada kelompok atau kelas (monolog). ▪ Menceritakan kembali cerita kepada kelompok atau kelas (monolog). ▪ Membahas kesulitan yang dihadapi siswa dalam melakukan kegiatan terstruktur dan mandiri. 	<ul style="list-style-type: none"> ▪ Dengan kelompok belajarnya, siswa diberi tugas untuk melakukan hal-hal berikut, dan melaporkan setiap kegiatan kepada guru, a.l. tentang tempat, siapa saja yang datang, kesulitan yang dihadapi. ▪ Membahas unsur dan langkah retorika dalam teks report. ▪ Membahas ciri-ciri leksikogramatika. 	<ul style="list-style-type: none"> ▪ Siswa melakukan berbagai kegiatan terkait dengan wacana berbentuk report di luar tugas tatap muka dan terstruktur yang diberikan guru. ▪ Siswa mengumpulkan setiap hasil kerja dalam portofolio, dan melaporkan hal-hal yang sudah diperoleh serta kesulitan yang dihadapi secara rutin kepada guru.
---	---	---

Langkah-langkah Kegiatan Pembelajaran

- **Kegiatan Awal (10')**
 - Mengucapkan salam dengan ramah kepada siswa ketika memasuki ruang kelas (*nilai yang ditanamkan: santun, peduli*)
 - Mengecek kehadiran siswa (*nilai yang ditanamkan: disiplin, rajin*)
 - Mengaitkan materi/kompetensi yang akan dipelajari dengan karakter
 - Dengan merujuk pada silabus, RPP, dan bahan ajar, menyampaikan butir karakter yang hendak dikembangkan selain yang terkait dengan SK/KD
 - Siswa berdiskusi mengenai pertanyaan yang tertera di buku teks

- **Kegiatan Inti (70')**

Eksplorasi

Dalam kegiatan eksplorasi guru:

- Memberikan stimulus berupa pemberian materi pertanyaan teks report dan flashcard

- Mendiskusikan materi bersama siswa (Buku : Bahan Ajar Bahasa Inggris mengenai pertanyaan teks report dan keterkaitannya dengan media flashcard)
- Memberikan kesempatan pada peserta didik mengkomunikasikan secara lisan atau mempresentasikan mengenai pertanyaan teks report melalui media flash card

Elaborasi

Dalam kegiatan elaborasi guru:

- Membiasakan siswa menyusun dialog pendek berdasarkan topic yang merujuk pada report teks
- Memfasilitasi siswa melakukan percakapan bersama pasangannya terkait dialog yang telah mereka buat dengan menggunakan flashcard
- Memaparkan isi flashcard pasangannya dengan mengganti subjek kalimat saat melakukan pemaparan secara bergantian

Konfirmasi

Dalam kegiatan konfirmasi guru:

- Memberikan umpan balik pada siswa dengan memberi penguatan dalam bentuk lisan pada siswa yang telah dapat menyelesaikan tugasnya.
- Memberi konfirmasi pada hasil pekerjaan yang sudah dikerjakan oleh siswa melalui sumber buku lain.
- Memfasilitasi siswa melakukan refleksi untuk memperoleh pengalaman belajar yang sudah dilakukan.
- Memberikan motivasi kepada siswa yang kurang dan belum bisa mengikuti dalam materi mengenai report teks.
- **Kegiatan Akhir (10')**
 - Siswa diminta membuat rangkuman dari materi mengenai report teks
 - Siswa dan Guru melakukan refleksi terhadap kegiatan yang sudah dilaksanakan.
 - Siswa diberikan pekerjaan rumah (PR) berkaitan dengan materi mengenai pertanyaan teks tindak tutur: berkenalan, bertemu dan berpisah.
 - Menyampaikan rencana pembelajaran pada pertemuan berikutnya.

H. Sumber/Bahan/Alat

- Buku Look Ahead 2 , English for Better Life
- Made own material

I. Penilaian

I. Indikator, Teknik, Bentuk, dan Contoh.

No.	Indikator	Teknik	Bentuk	Contoh
1.	mengungkapkan dengan benar makna dari sebuah report teks pendek	Tes lisan	Answering questions	Read and answer your teachers question orally
2.	Melakukan berbagai tindak tutur dalam wacana lisan berbentuk report teks dengan memanfaatkan media flash card	Tes Lisan	Membuat dialog	Perform your dialogue and then state your own pair statement in her/his flashcard

II. Instrumen Penilaian

Read and give a response to the following expressions.

1. Build up your own dialogue based on the given topics by using your flashcard

2. Perform your own dialogue with your partner
3. Express your partner flashcard content one another by stating it out in front of your class.

III. Pedoman Penilaian

Aspects to be evaluated	Scale of score										
	1	2	3	4	5	6	7	7.5	8	8.5	10
Vocabulary											
Fluency											

Total Score : $((\sum \text{aspect 1} + \sum \text{aspect 2})/2) \times 100$

Notes:

$\sum \text{aspect 1}$: the total of obtained vocabulary scores

$\sum \text{aspect 2}$: the total of obtained Fluency scores

Mengetahui,

Kepala Sekolah,

Baraka, 4 Oktober 2017

Guru Mapel Bahasa Inggris,

Arif Candik S.Pd., M.Pd.

1968 0807 1992 03 013

Dra. Rahmatasiah

1968 1028 1994 03 2 011

SILABUS PEMBELAJARAN

Nama Sekolah : SMAN 5 Enrekang
 Mata Pelajaran : Bahasa Inggris
 Kelas / Semester : XI / 1

Standar Kompetensi	Kompetensi Dasar	Materi Pembelajaran	Nilai Budaya & Karakter Bangsa	Kewirausahaan/ Ekonomi Kreatif	Kegiatan Pembelajaran	Indikator Penilaian Kompetensi	Penilaian	Alokasi Waktu	Sumber Belajar
Mendengarkan 1. Memahami makna dalam percakapan transaksional dan interpersonal resmi dan berlanjut (sustained) dalam konteks kehidupan sehari-hari	1.1 Merespon makna dalam percakapan transaksional (to get things done) dan interpersonal (bersosialisasi) resmi dan berlanjut (sustained) secara akurat, lancar, dan berterima yang menggunakan ragam bahasa lisan dalam konteks kehidupan sehari-hari dan melibatkan tindak tutur: menyapaik an pendapat, meminta pendapat, menyatakan puas, dan menyatakan	<ul style="list-style-type: none"> Responding to expressions of making, accepting and declining an invitation 	<ul style="list-style-type: none"> Religius, jujur, toleransi, disiplin, kerja keras, mandiri, demokratis, rasa ingin tahu, semangat kebangsaan, cinta tanah air, menghargai prestasi, bersahabat, cinta damai, gemar membaca, peduli lingkungan, peduli sosial, tanggung jawab 	<ul style="list-style-type: none"> Percaya diri (keteguhan hati, optimis). Berorientasi pada tugas (bermotivasi, tekun/taabah, bertekad, enerjik). Pengambil resiko (suka tantangan, mampu memimpin) Orientasi ke masa depan (punya perspektif untuk masa depan) 	<ul style="list-style-type: none"> Melakukan studi pustaka untuk mengidentifikasi berbagai ungkapan pendapat/ rasa puas dan tidak puas beserta responnya. Mendengarkan percakapan interpersonal/ transaksional melalui tape secara klasikal Mendiskusikan tindak tutur yang digunakan dan responnya dalam percakapan yang didengar secara berkelompok 	<ul style="list-style-type: none"> Mengidentifikasi kata yang didengar Mengidentifikasi makna kata Mengidentifikasi hubungan antar pembicara Mengidentifikasi makna tindak tutur menyampaikan pendapat Merespon tindak tutur menyampaikan pendapat Mengidentifikasi makna tindak tutur menyatakan puas Merespon tindak tutur menyatakan puas Mengidentifikasi makna tindak tutur menyatakan tidak puas Merespon tindak 	<p>Tertulis (PG dan Uraian)</p> <p>Quiz</p> <p>Tugas</p>		Developing English Competencies for Grade X Senior High School (SMA/MA) Tape Kamus Kaset/CD Tape/CD Player OHP/LCD Foto/ Poster Gambar Koran berbahasa Inggris Majalah Internet

Standar Kompetensi	Kompetensi Dasar	Materi Pembelajaran	Nilai Budaya & Karakter Bangsa	Kewirausahaan/ Ekonomi Kreatif	Kegiatan Pembelajaran	Indikator Penilaian Kompetensi	Penilaian	Alokasi Waktu	Sumber Belajar
	tidak puas					tutor menyatakan tidak puas <ul style="list-style-type: none"> Mengidentifikasi konteks situasi 			
	1.2 Merespon makna dalam percakapan transaksional (to get things done) dan interpersonal (bersosialisasi) resmi dan berlanjut (sustained) secara akurat, lancar, dan berterima yang menggunakan ragam bahasa lisan dalam konteks kehidupan sehari-hari dan melibatkan tindak tutur: menasehati, memperingatkan, meluluskan permintaan, serta menyatakan perasaan relief, pain,	<ul style="list-style-type: none"> Responding to expressions of making and cancelling an Appointment 	<ul style="list-style-type: none"> Religius, jujur, toleransi, disiplin, kerja keras, mandiri, demokratis, rasa ingin tahu, kebangsaan, cinta tanah air, menghargai prestasi, bersahabat, cinta damai, gemar membaca, peduli lingkungan, peduli sosial, tanggung jawab 	<ul style="list-style-type: none"> Percaya diri (kepercayaan hati, optimis). Berorientasi pada tugas (bermotivasi, tekun/tabah, bertekad, enerjik). Pengambil resiko (suka tantangan, mampu memimpin) Orientasi ke masa depan (punya perspektif untuk masa depan) 	<ul style="list-style-type: none"> Melakukan studi pustaka untuk mengidentifikasi berbagai ungkapan menasehati /memperingatkan /meluluskan permintaan dan menyatakan perasaan beserta responnya secara kelompok. Mendengarkan percakapan transaksional /interpersonal melalui tape secara kasikal 	<ul style="list-style-type: none"> Mengidentifikasi makna tindak tutur menasehati Merespon tindak tutur menasehati Mengidentifikasi makna tindak tutur memperingatkan Merespon tindak tutur memperingatkan Mengidentifikasi makna tindak tutur meluluskan permintaan Merespon tindak tutur meluluskan permintaan Mengidentifikasi makna tindak tutur menyatakan perasaan Merespon tindak tutur menyatakan perasaan 	<p>Tertulis (PG dan Uraian)</p> <p>Quiz</p> <p>Tugas</p>		Developing English Competencies for Grade X Senior High School (SMA/MA) Tape Kamus Kasen/CD Tape/CD Player OHP/LCD Foto/ Poster Gambar Koran berbahasa Inggris Majalah Internet

Standar Kompetensi	Kompetensi Dasar dan <i>pleasure</i>	Materi Pembelajaran	Nilai Budaya & Karakter Bangsa	Kewirausahaan/ Ekonomi Kreatif	Kegiatan Pembelajaran	Indikator Pencapaian Kompetensi	Penilaian	Alokasi Waktu	Sumber Belajar
2. Memahami makna teks fungsional pendek dan monolog berbentuk <i>reports, narrative, dan analytical exposition</i> dalam konteks kehidupan sehari-hari	2.1 Merespon makna yang terdapat dalam teks lisan fungsional pendek resmi dan tak resmi secara akurat, lancar dan berterima dalam berbagai konteks kehidupan sehari-hari	<ul style="list-style-type: none"> Responding to instructions 	<ul style="list-style-type: none"> Religius, jujur, toleransi, disiplin, kerja keras, mandiri, demokratis, rasa ingin tahu, semangat kebangsaan, cinta tanah air, menghargai prestasi, bersahabat, cinta damai, gemar membaca, peduli lingkungan, peduli sosial, tanggung jawab 	<ul style="list-style-type: none"> Percaya diri (keteguhan hati, optimis). Berorientasi pada tugas (bermotivasi, tekun/taabah, berkead, enerjik). Pengambil resiko (suka tantangan, mampu memimpin) Orientasi ke masa depan (punya perspektif untuk masa depan) 	<ul style="list-style-type: none"> Mendengarkan undangan rapat yang disampaikan secara lisan melalui tape secara klasikal. Mendiskusikan isi dan bentuk bahasa yang digunakan secara berkelompok 	<ul style="list-style-type: none"> Mengidentifikasi topik sebuah teks fungsional pendek yang didengar Mengidentifikasi informasi tertentu dan teks fungsional pendek yang didengar Mengidentifikasi tujuan komunikasi teks fungsional pendek yang didengar. 	<ul style="list-style-type: none"> Tertulis (PG dan Uraian) Quiz Tugas 		<ul style="list-style-type: none"> Developing English Competencies for Grade X Senior High School (SIMA/MA) Tape Kamus Kaset/CD Tape/CD Player OHP/LCD Foto/ Poster Gambar Koran berbahasa Inggris Majalah Internet
	2.2 Merespon makna dalam teks monolog yang menggunakan ragam bahasa lisan secara akurat, lancar dan berterima dalam	<ul style="list-style-type: none"> Responding to instructions 	<ul style="list-style-type: none"> Religius, jujur, toleransi, disiplin, kerja keras, mandiri, demokratis, rasa ingin tahu, semangat kebangsaan, cinta tanah air, menghargai prestasi, bersahabat, 	<ul style="list-style-type: none"> Percaya diri (keteguhan hati, optimis). Berorientasi pada tugas (bermotivasi, tekun/taabah, berkead, enerjik). Pengambil resiko (suka tantangan, mampu memimpin) 	<ul style="list-style-type: none"> Mendengarkan sebuah cerita/laporan /exposisi secara klasikal. Mendiskusikan isi teks yang didengar secara berpasangan. Mendiskusikan bentuk bahasa 	<ul style="list-style-type: none"> Mengidentifikasi main idea dari teks report yang didengar Mengidentifikasi tokoh dari cerita yang didengar Mengidentifikasi kejadian dalam teks yang didengar 	<ul style="list-style-type: none"> Tertulis (PG dan Uraian) Tugas 		<ul style="list-style-type: none"> Developing English Competencies for Grade X Senior High School (SIMA/MA) Tape Kamus

Standar Kompetensi	Kompetensi Dasar	Materi Pembelajaran	Nilai Budaya & Karakter Bangsa	Kewirausahaan/ Ekonomi Kreatif	Kegiatan Pembelajaran	Indikator Pencapaian Kompetensi	Penilaian	Alokasi Waktu	Sumber Belajar
	konteks kehidupan sehari-hari dalam teks berbentuk: <i>report, narrative, dan analytical exposition</i>		cinta damai, gemar membaca, peduli lingkungan, peduli sosial, tanggung jawab	<ul style="list-style-type: none"> tantangan, mampu memimpin) • Orientasi ke masa depan (punya perspektif untuk masa depan) 	lisan berdasarkan teks yang didengar secara kelompok.	<ul style="list-style-type: none"> • Mengidentifikasi ciri-ciri dan benda/orang yang dilaporkan • Mengidentifikasi kasus yang didengar • Mengidentifikasi argumen yang didengar 			Kaset/CD Tape/CD Player OHP/LCD Foto/ Poster Gambar Koran berbaha sa Inggris Majalah Internet
Berbicara 3. Mengungkapkan makna dalam teks percakapan transaksional dan interpersonal resmi dan berlanjut (<i>sustained</i>) dalam konteks kehidupan sehari-hari	3.1 Mengungkapkan makna dalam percakapan transaksional (<i>to get things done</i>) dan interpersonal (bersosialisasi) resmi dan berlanjut (<i>sustained</i>) dalam konteks kehidupan sehari-hari	<ul style="list-style-type: none"> • Using expressions of making, accepting and declining an invitation 	<ul style="list-style-type: none"> • Religius, jujur, toleransi, disiplin, kerja keras, mandiri, demokratis, rasa ingin tahu, semangat kebangsaan, cinta tanah air, menghargai prestasi, bersahabat, cinta damai, gemar membaca, peduli lingkungan, peduli sosial, tanggung jawab 	<ul style="list-style-type: none"> • Percaya diri (kepercayaan hati, optimis). • Berorientasi pada tugas (bermotivasi, tekun/tabah, berkead, enerjik). • Pengambil resiko (suka tantangan, mampu memimpin) • Orientasi ke masa depan (punya perspektif untuk masa depan) 	Bermain peran secara berkelompok	<ul style="list-style-type: none"> • Menggunakan tindak tutur menyampaikan pendapat • Merespon tindak tutur menyampaikan pendapat • Menggunakan tindak tutur meminta pendapat • Merespon tindak tutur meminta pendapat • Menggunakan tindak tutur menyatakan puas • Merespon tindak tutur menyatakan puas 	Tugas Performans		Developing English Competencies for Grade X Senior High School (SMA/MA) Tape Kamus Kaset/CD Tape/CD Player OHP/LCD Foto/ Poster Gambar Koran berbaha sa Inggris Majalah

Standar Kompetensi	Kompetensi Dasar	Materi Pembelajaran	Nilai Budaya & Karakter Bangsa	Kewirausahaan/ Ekonomi Kreatif	Kegiatan Pembelajaran	Indikator Pencapaian Kompetensi	Penilaian	Alokasi Waktu	Sumber Belajar
	tindak tutur: menyampaikan pendapat, meminta pendapat, menyatakan puas, dan menyatakan tidak puas								Internet
	3.2 Mengungkapkan makna dalam percakapan transaksional (<i>to get things done</i>) dan interpersonal (bersosialisasi) resmi dan berlanjut (<i>sustained</i>) dengan menggunakan ragam bahasa lisan secara akurat, lancar dan berterima dalam konteks kehidupan sehari-hari dan melibatkan tindak tutur: menasehati, memperingatkan, meluluskan	<ul style="list-style-type: none"> Using expressions of making and cancelling an appointment 	<ul style="list-style-type: none"> Religius, jujur, toleransi, disiplin, kerja keras, mandiri, demokratis, rasa ingin tahu, semangat kebangsaan, cinta tanah air, menghargai prestasi, bersahabat, cinta damai, gemar membaca, peduli lingkungan, peduli sosial, tanggung jawab 	<ul style="list-style-type: none"> Percaya diri (kepercayaan hati, optimis). Berorientasi pada tugas (bermotivasi, tekun/tabah, berkead, enerjik). Pengambil resiko (suka tantangan, mampu memimpin) Orientasi ke masa depan (punya perspektif untuk masa depan) 	<ul style="list-style-type: none"> Mendiskusikan tindak tutur yang digunakan dan responnya dalam percakapan yang didengar secara berkelompok 	<ul style="list-style-type: none"> Menggunakan tindak tutur menasehati Merespon tindak tutur menasehati Menggunakan tindak tutur memperingatkan Merespon tindak tutur memperingatkan Menggunakan tindak tutur meluluskan permintaan Merespon tindak tutur meluluskan permintaan Menggunakan tindak tutur menyatakan perasaan. Merespon tindak tutur menyatakan perasaan 	Tugas Performans		Developing English Competencies for Grade X Senior High School (SMA/MA) Tape Kamus Kaset/CD Tape/CD Player OHP/LCD Foto/ Poster Gambar Koran berbahasa Inggris Majalah Internet

Standar Kompetensi	Kompetensi Dasar	Materi Pembelajaran	Nilai Budaya & Karakter Bangsa	Kewirausahaan/ Ekonomi Kreatif	Kegiatan Pembelajaran	Indikator Penca-paian Kompetensi	Penilaian	Alokasi Waktu	Sumber Belajar
	permintaan, serta menyatakan perasaan relief, pain, dan pleasure								
4. Mengungkapkan makna dalam teks fungsional pendek dan monolog yang berbentuk report, narrative dan analytical exposition dalam konteks kehidupan sehari-hari	4.1 Mengungkapkan makna dalam teks lisan fungsional pendek resmi dan tak resmi secara akurat, lancar dan berterima dalam berbagai konteks kehidupan sehari-hari	<ul style="list-style-type: none"> Performing a monologue 	<ul style="list-style-type: none"> Religius, jujur, toleransi, disiplin, kerja keras, mandiri, demokratis, rasa ingin tahu, semangat kebangsaan, cinta tanah air, menghargai prestasi, bersahabat, cinta damai, gemar membaca, peduli lingkungan, peduli sosial, tanggung jawab 	<ul style="list-style-type: none"> Percaya diri (keleluhan hati, optimis). Berorientasi pada tugas (bermotivasi, tekun/taabah, berkekad, enerjik). Pengambil resiko (suka tantangan, mampu memimpin) Orientasi ke masa depan (punya perspektif untuk masa depan) 	<ul style="list-style-type: none"> Menyampaikan undangan lisan secara individu di depan kelas 	<ul style="list-style-type: none"> Menggunakan bahasa lisan dalam menyampaikan teks fungsional pendek 	Performans		<ul style="list-style-type: none"> Developing English Competencies for Grade X, Senior High School (SMAMMA) Tape Kamus Kaset/CD Tape/CD Player OHP/LCD Foto/ Poster Gambar Koran berbahasa Inggris Majalah Internet
	4.2 Mengungkapkan makna dalam teks monolog dengan menggunakan ragam	<ul style="list-style-type: none"> Performing a monologue 	<ul style="list-style-type: none"> Religius, jujur, toleransi, disiplin, kerja keras, mandiri, demokratis, rasa ingin tahu, semangat 	<ul style="list-style-type: none"> Percaya diri (keleluhan hati, optimis). Berorientasi pada tugas (bermotivasi, tekun/taabah, 	<ul style="list-style-type: none"> Melakukan case building berdasarkan kelompok pro dan kontra. Melakukan debat secara 	<ul style="list-style-type: none"> Menggunakan kalimat simple present dalam menyampaikan report Melakukan monolog 	Unjuk kerja		<ul style="list-style-type: none"> Developing English Competencies for Grade X, Senior High

Standar Kompetensi	Kompetensi Dasar	Materi Pembelajaran	Nilai Budaya & Karakter Bangsa	Kewirausahaan/Ekonomi Kreatif	Kegiatan Pembelajaran	Indikator Pencapaian Kompetensi	Penilaian	Alokasi Waktu	Sumber Belajar
	<p>bahasa lisan secara akurat, lancar dan berterima dalam konteks kehidupan sehari-hari dalam teks berbentuk: <i>report, narrative, dan analytical exposition</i></p>		<p>kebangsaan, cinta tanah air, menghargai prestasi, bersahabat, cinta damai, gemar membaca, peduli lingkungan, peduli sosial, tanggung jawab</p>	<p>bertekad, enerjik).</p> <ul style="list-style-type: none"> Pengambil resiko (suka tantangan, mampu memimpin) Orientasi ke masa depan (punya perspektif untuk masa depan) 	<p>berkelompok dengan tema permasalahan daerah setempat.</p>	<p>berbentuk <i>narrative</i></p> <ul style="list-style-type: none"> Melakukan monolog berbentuk <i>analytical exposition</i> Melakukan debat 			<p>School (SMA/MA) Tape Kamus Kaset/CD Tape/CD Player OHP/LCD Foto/ Poster Gambar Koran berbahasa Inggris Majalah Internet</p>
<p>Membaca</p> <p>5. Memahami makna teks fungsional pendek dan esei berbentuk <i>report, narrative dan analytical exposition</i> dalam konteks kehidupan sehari-hari dan untuk mengakses ilmu pengetahuan</p>	<p>5.1 Merespon makna dalam teks fungsional pendek (misalnya <i>banner, poster, pamflet, dll</i>) resmi dan tak resmi yang menggunakan ragam bahasa tulis secara akurat, lancar dan berterima dalam konteks</p>	<p>Identifying the structure of a text</p>	<p>Religius, jujur, toleransi, disiplin, kerja keras, mandiri, demokratis, rasa ingin tahu, semangat kebangsaan, cinta tanah air, menghargai prestasi, bersahabat, cinta damai, gemar membaca, peduli lingkungan, peduli sosial, tanggung jawab</p>	<p>Percaya diri (keteguhan hati, optimis).</p> <ul style="list-style-type: none"> Berorientasi pada tugas (bermotivasi, tekun/tabah, bertekad, enerjik). Pengambil resiko (suka tantangan, mampu memimpin) Orientasi ke masa depan (punya perspektif untuk masa 	<p>Membaca nyaring bermakna teks berita/deskrip si/naratif secara individu</p> <ul style="list-style-type: none"> Mendiskusikan berbagai aspek dari teks seperti isi, struktur teks, secara berkelompok. Berlatih menggunakan kalimat simple present untuk menyatakan fakta dan kalimat pasif untuk 	<p>Membaca nyaring bermakna wacana ragam tulis yang dibahas dengan ucapan dan intonasi yang benar</p> <ul style="list-style-type: none"> Mengidentifikasi topik dari teks yang dibaca Mengidentifikasi informasi tertentu dari teks fungsional pendek 	<p>Performans</p> <p>Tertulis</p> <p>(PG dan Urutan)</p>		<p>Developing English Competencies for Grade X Senior High School (SMA/MA) Tape Kamus Kaset/CD Tape/CD Player OHP/LCD Foto/ Poster Gambar</p>

Standar Kompetensi	Kompetensi Dasar	Materi Pembelajaran	Nilai Budaya & Karakter Bangsa	Kewirausahaan/ Ekonomi Kreatif	Kegiatan Pembelajaran	Indikator Penguasaan Kompetensi	Penilaian	Alokasi Waktu	Sumber Belajar
	kehidupan sehari-hari			depan)	menyatakan inti berita				Koran berbahasa Inggris Majalah Internet
	5.2 Merespon makna dan langkah retorika dalam esei yang menggunakan n ragam bahasa tulis secara akurat, lancar dan berterima dalam konteks kehidupan sehari-hari dan untuk mengakses ilmu pengetahuan dalam teks berbentuk: report, narrative, dan analytical/ exposition	<ul style="list-style-type: none"> • Reading texts 	<ul style="list-style-type: none"> • Religius, jujur, toleransi, disiplin, kerja keras, mandiri, demokratis, rasa ingin tahu, semangat kebangsaan, cinta tanah air, menghargai prestasi, bersahabat, cinta damai, gemar membaca, peduli lingkungan, peduli sosial, tanggung jawab 	<ul style="list-style-type: none"> • Percaya diri (keteguhan hati, optimis). • Berorientasi pada tugas (bermotivasi, tekun/tabah, bertekad, enerjik). • Pengambil resiko (suka tantangan, mampu memimpin) • Orientasi ke masa depan (punya perspektif untuk masa depan) 	<ul style="list-style-type: none"> • Membaca nyaring bermakna teks narrative/report/ analytical/ exposition secara individu • Mendiskusikan berbagai aspek dan teks seperti isi, struktur teks, secara berkelompok. 	<ul style="list-style-type: none"> • Mengidentifikasi makna kata dalam teks yang dibaca. • Mengidentifikasi kompikasi dalam sebuah cerita narasi • Mengidentifikasi kejadian dalam teks yang dibaca • Mengidentifikasi ciri-ciri dan benda/orang yang dilaporkan • Mengidentifikasi kasus yang dibahas dalam teks • Mengidentifikasi argument yang diberikan • Mengidentifikasi langkah-langkah retorika dari teks • Mengidentifikasi tujuan komunikasi teks dibaca 	<p>Quiz</p> <p>Tes tertulis</p> <p>Tugas</p>		Developing English Competencies for Grade X Senior High School (SMA/MA) Tape Kamus Kaset/CD Tape/CD Player OHP/LCD Foto/ Poster Gambar Koran berbahasa Inggris Majalah Internet
Menulis 6. Mengungkapkan	6.1 Mengungkapkan makna	<ul style="list-style-type: none"> • Writing short instructions 	<ul style="list-style-type: none"> • Religius, jujur, toleransi, 	<ul style="list-style-type: none"> • Percaya diri (keteguhan 	<ul style="list-style-type: none"> • Membuat draft teks 	<ul style="list-style-type: none"> • Menggunakan tata bahasa, 	Tugas		Developing English

Standar Kompetensi	Kompetensi Dasar	Materi Pembelajaran	Nilai Budaya & Karakter Bangsa	Kewirausahaan/Ekonomi Kreatif	Kegiatan Pembelajaran	Indikator Penilaian Kompetensi	Penilaian	Alokasi Waktu	Sumber Belajar
makna dalam teks esei berbentuk <i>report, narrative</i> , dan <i>analytical exposition</i> dalam konteks kehidupan sehari-hari	dalam bentuk teks fungsional pendek (misalnya <i>banner, poster, pamphlet, dll.</i>) resmi dan tak resmi dengan menggunakan <i>language</i> dalam ragam bahasa tulis secara akurat, lancar dan berterima dalam konteks kehidupan sehari-hari	disiplin, kerja keras, mandiri, demokratis, rasa ingin tahu, semangat kebangsaan, cinta tanah air, menghargai prestasi, bersahabat, cinta damai, gemar membaca, peduli lingkungan, peduli sosial, tanggung jawab	<ul style="list-style-type: none"> hati, optimis). Berorientasi pada tugas (bermotivasi, tekun/tabah, bertekad, enerjik). Pengambil resiko (suka tantangan, mampu memimpin) Orientasi ke masa depan (punya perspektif untuk masa depan) 	<ul style="list-style-type: none"> naratif, berita atau deskripsi dengan melakukan <i>chain writing</i>. Melakukan koreksi 	<ul style="list-style-type: none"> kosa kata, tanda baca, ejaan, dan tata tulis dengan akurat Menulis gagasan utama Mengelaborasi gagasan utama Membuat <i>draft</i>, merevisi, menyunting Menghasilkan <i>banner, poster, atau pamphlet</i> 	Portofolio		Competencies for Grade X Senior High School (SMA/MA) Tape Kamus Kaset/CD Tape/CD Player OHP/LCD Foto/ Poster Gambar Koran berbahasa Inggris Majalah Internet	
6.2 Mengungkapkan makna dan langkah retorika dalam esei dengan menggunakan ragam bahasa tulis secara akurat, lancar dan berterima dalam konteks kehidupan	6.2 Mengungkapkan makna dan langkah retorika dalam esei dengan menggunakan ragam bahasa tulis secara akurat, lancar dan berterima dalam konteks kehidupan	<ul style="list-style-type: none"> Religius, jujur, toleransi, disiplin, kerja keras, mandiri, demokratis, rasa ingin tahu, semangat kebangsaan, cinta tanah air, menghargai prestasi, bersahabat, cinta damai, gemar membaca, peduli 	<ul style="list-style-type: none"> Percaya diri (keteguhan hati, optimis). Berorientasi pada tugas (bermotivasi, tekun/tabah, bertekad, enerjik). Pengambil resiko (suka tantangan, mampu memimpin) 	<ul style="list-style-type: none"> Membaca nyaring bermakna teks <i>explanation</i> secara individu Mendiskusikan berbagai aspek dari teks seperti isi, struktur teks, secara berkelompok. Berlatih menggunakan kalimat present tense dalam 	<ul style="list-style-type: none"> Mengidentifikasi makna kata dalam teks yang dibaca Mengidentifikasi makna kalimat dalam teks yang dibaca Mengidentifikasi komplikasi dalam sebuah cerita narasi Mengidentifikasi kejadian dalam 	Tugas Portofolio		Developing English Competencies for Grade X Senior High School (SMA/MA) Tape Kamus Kaset/CD Tape/CD Player	

Standar Kompetensi	Kompetensi Dasar	Materi Pembelajaran	Nilai Budaya & Karakter Bangsa	Kewirausahaan/ Ekonomi Kreatif	Kegiatan Pembelajaran	Indikator Penguasaan Kompetensi	Penilaian	Alokasi Waktu	Sumber Belajar
	sehari-hari dalam teks berbentuk: <i>report, narrative, dan analytical/ exposition</i>		lingkungan, peduli sosial, tanggung jawab	<ul style="list-style-type: none"> Orientasi ke masa depan (punya perspektif untuk masa depan) 	bentuk kalimat kompleks yang menyatakan proses terjadinya sesuatu dan kalimat yang menyatakan kontra.	teks yang dibaca <ul style="list-style-type: none"> Mengidentifikasi proses sebuah peristiwa Mengidentifikasi argument yang pro dan kontra dalam teks Mengidentifikasi langkah-langkah retorika dari teks 			OHP/LCD Foto/ Poster Gambar Koran berbahasa Inggris Majalah Internet

DOCUMENTATION







CURICULUM VITAE



The writer, **Afrianto Aminuddin** was born on March 12, 1994 in Baraka Enrekang. He is the son of Aminuddin and Marlina. He has one sister and one brother, Isnaniah Aminuddin, and Amiliono Aminuddin

The writer began his study in SDN 20 Baraka, Enrekang, South Sulawesi and graduated in 2007. He continued his study in Pondok Pesantren Al Iman Sidrap and Pondok Pesantren Umar Bin Abdul Aziz Rumbo Enrekang. He graduated in 2010. Then he continued his study in SMAN 1 Baraka graduated in 2013.

In 2013, He continued his study at State Islamic University of Alauddin Makassar. He was majoring in English Education Department in Tarbiyah and Teaching Science Faculty. During studied at the university, the writer active in some organizations they are United English Forum, English Youth Comunity.

UNIVERSITAS ISLAM NEGERI
ALAUDDIN
M A K A S S A R