

**DEVELOPING OF ENGLISH LANGUAGE PRINTED MATERIAL  
BASED ON 2013 CURRICULUM: ON GIVING EXPRESSION  
ABOUT CONGRATULATING AND COMPLIMENTING  
OTHERS FOR THE TENTH GRADE STUDENTS  
IN SMAN 16 MAKASSAR**

**A Thesis**

*Submitted in Partial Fulfillment of the Requirements for the Degree of  
Sarjana Pendidikan In English Education Department of  
Tarbiyah and Teaching Science Faculty  
of UIN Alauddin Makassar*

By

**IJA TRY SAPUTRI KADIR**

Reg. Number T. 20400113172

**ENGLISH EDUCATION DEPARTEMENT  
TARBIYAH AND TEACHING SCIENCE FACULTY  
ALAUDDIN STATE ISLAMIC UNIVERSITY MAKASSAR 2017**

#### PERNYATAAN KEASLIAN SKRIPSI

Mahasiswi yang bertanda tangan di bawah ini :

Nama : Ija Try Saputri Kadir  
NIM : 20400113172  
Tempat/Tg. Lahir : Makassar, 06 April 1995  
Jur/Prodi/Konsentrasi : Pendidikan Bahasa Inggris/ S1  
Fakultas/Program : Tarbiyah dan Keguruan  
Alamat : Jl. Anee Dg Ngoyo No 11 A, Makassar  
Judul : Developing of English Language Printed Material  
Based on 2013 Curriculum: on Giving Expression  
about Congratulating and Complimenting others for  
the Tenth Grade Students in SMAN 16 Makassar

Menyatakan dengan sesungguhnya dan penuh kesadaran bahwa skripsi ini benar adalah hasil karya sendiri. Jika di kemudian hari terbukti bahwa ini merupakan duplikat, tiruan, plagiat, atau dibuat oleh orang lain, sebagian atau seluruhnya, maka skripsi dan gelar yang diperoleh karenanya batal demi hukum.

Samata- Gowa, 14 November 2017

Penulis

UNIVERSITAS ISLAM NEGERI  
  
**ALA UDDIN**  
M A K A S S A R  
NIM. 20400113172

#### PERSETUJUAN PEMBIMBING

Pembimbing penulisan skripsi saudari, Ija Try Saputri Kadir NIM: 20400113172, Mahasiswi Jurusan Pendidikan Bahasa Inggris pada Fakultas Tarbiyah dan Keguruan UIN Alauddin Makassar, setelah dengan seksama meneliti dan mengoreksi skripsi yang bersangkutan dengan judul "Developing of English Language Printed Material Based on 2013 Curriculum: on Giving Expression about Congratulating and Complimenting others for the Tenth Grade Students in SMAN 16 Makassar" memandang bahwa skripsi tersebut telah memenuhi syarat-syarat ilmiah dan dapat disetujui untuk diajukan ke sidang munaqasyah.

Demikian persetujuan ini diberikan untuk proses selanjutnya.

Samata-Gowa, 14 November 2017

Pembimbing I



Dr. Kamsinah, M.Pd.I.  
NIP. 19680328 199603 2 002

Pembimbing II



Nur Aliyah Nur, S. Pd.I., M.Pd.  
NUPN. 9920100172

UNIVERSITAS ISLAM NEGERI  
**ALAUDDIN**  
M A K A S S A R

#### PENGESAHAN SKRIPSI

Skripsi yang berjudul, "Developing of English Language Printed Material Based on 2013 Curriculum : on Giving Expression about Congratulating and Complimenting Others for the Tenth Grade Students in SMAN 16 Makassar.", yang disusun oleh Ija Try Saputri Kadir, NIM: 20400113172, mahasiswa Jurusan Pendidikan Bahasa Inggris pada Fakultas Tarbiyah dan Keguruan UIN Alauddin Makassar, telah diujikan dan dipertahankan dalam sidang munaqasyah yang diselenggarakan pada hari Selasa, tanggal 28 November 2017 M yang bertepatan pada tanggal 9 Rabi'ul Awal 1439 H dan dinyatakan telah dapat diterima sebagai salah satu syarat untuk memperoleh gelar Sarjana Pendidikan (S.Pd.) pada Fakultas Tarbiyah dan Keguruan, Jurusan Pendidikan Bahasa Inggris dengan beberapa perbaikan.

Samata – Gowa, 28 November 2017 M  
9 Rabi'ul Awal 1439 H

#### DEWAN PENGUJI

(SK. Dekan No.3072 Tertanggal 24 November Tahun 2017)

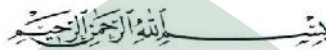
Ketua : Dr. Kamsinah, M. Pd. I.  
Sekretaris : Dr. Hamka Ilyas, M. Th.I.  
Munaqisy I : Dr. H. Nur Asik, M.Hum.  
Munaqisy II : Dr. Muh. Rusdi T., M.Ag.  
Pembimbing I : Dr. Kamsinah, M. Pd. I.  
Pembimbing II : Nur Aliyah Nur, S. Pd.I., M.Pd.

Diketahui oleh:

Dekan Fakultas Tarbiyah dan Keguruan  
UIN Alauddin Makassar //

Dr. H. Muhammad Amri, Lc., M. Ag. 6  
NIP. 19730120 200312 1 001

## ACKNOWLEDGEMENT



*Alhamdulillah* rabil 'alamin, the researcher expresses her highest gratitude to Allah subhanahu wa ta'ala for the opportunity, love, health, mercy and tremendous blessing that has helped the researcher finishing this thesis: ***Developing of English Language Printed Material Based on 2013 Curriculum: on Giving expression about Congratulating and Complimenting others for the Tenth Grade Students in SMA Negeri 16 Makassar.*** This thesis is as a requirement in accomplishing the S1 Degree of sarjana pendidikan in English Education of The Faculty of Tarbiyah and Teaching Science of UIN Alauddin Makassar.

The researcher would like to thank to all of those who have given the contribution so that this script can be finished, especially to Allah SWT, to her Beloved Parents, who have given their endless love, always give support and all of their praying for the researcher. The researcher would like to deliver this thanks to:

1. The researcher's deepest appreciation goes to his beloved parents, her father **H.Abd. Kadir Lanttu** and her mother **H.J. Misra Jamaluddin** for the endless love, pray, and support for me.
2. **Prof. Dr. H. Musafir Pababbari, M.Si.**, the Rector of Alauddin State Islamic University of Makassar.
3. **Dr. H. Muhammad Amri, Lc., M.Ag.**, the Dean of Tarbiyah and Teaching Science Faculty of UIN Makassar.

4. **Dr. Kamsinah, M.Pd.I and St. Nurpahmi, S.Pd., M.Pd.** as Head and Secretary of English Education Department of Tarbiyah and Teaching Science Faculty of UIN Makassar.
5. **Dr. Kamsinah, M.Pd.I and Nur Aliyah Nur, S. Pd.I., M.Pd.** as the first and second advisor who had guided and assisted the researcher in writing and finishing the script. Thanks for your good advice and valuable input.
6. All lecturers in UIN Alauddin Makassar that the researcher cannot mention all the names. Thanks for your time, knowledge, advice and motivation that you have given to the researcher since study in this great campus.
7. **Drs. Yusuf, M. Pd** as the headmaster of SMA Negeri 16 Makassar Provinsi Sulawesi Selatan who has allowed and helped the researcher conducted this research. Thanks for your cooperation and contribution.
8. **Mrs. Nirwana and Mrs. Ratna** as the English teachers and collaborators of SMA 16 Kota Makassar Provinsi Sulawesi Selatan who has allowed and helped the researcher conducting this research.
9. **Dahniar S.Pd, M.Pd and Indah Fadhillah Rahman S.Pd.I, M.Hum** as my expert Judgment who have guided the researcher during the writing of her thesis.
10. Sincere thanks to her beloved brothers and sisters **Livadrianti Kadir, Lili Nurindah Sari Kadir, Atifatul Qalby Kadir, Muh. Umair Arif Kadir**, grandparents, aunts, uncles, siblings, cousins and all of her big family who never stop asking about the completion of my study. For that I am really grateful to have you them in my life.
11. The researcher very grateful to have some close friends who always support her. Her appreciation goes to **Cabe-cabe team (Nurul**



Fadhilah Sari, Mujahida, Nur Alisah, Sri Anna Sulfiah, Fadillah Binti Zainal, Fauziah, Fitriah Ramadhana, and Nursuci) who always be the good listener for every problem the researcher faced, especially when she has to revise this thesis and re-start over and over again. Their opinions never stop surprise her and also allow her to see her problem from a different angle.

12. Big thanks to the **RnD group (Nurul Fadhillah Sari, Fitriah Ramadhana, Mujahida, Nurdieny Fatimah Azzahra Sadar, Nur Alisah, Sri Anna Sulfiah, Muhftahidal Sufyan, A. Muhammad Khadafi)** as the researcher's team in this project for giving motivation, passion and encouragement to complete her research
  13. Her beloved big family of English Education Department 2013, especially for her best friends in group 9 and 10 whose names could not be mentioned one by one, for their friendship, togetherness, laugh, support, and many stories made together. Thanks for being such a great companion and history during study at Alauddin State Islamic University of Makassar.
  14. Finally, the researcher would like to thank everybody who was important to the successful realization of this thesis. This thesis is far from perfect, but it is expected that it will be useful not only for the researcher, but also for the readers. For this reason, constructive thoughtful suggestion and critics are welcomed.
- The researcher realizes that the writing of this thesis is far from the perfectness still the simplest one. Remaining errors are the researcher's own; therefore, constructive criticism and suggestions will be highly appreciated.

Finally, willingly the researcher prays, may all our/the efforts are blessed  
by Allah SWT., Aamiin.

Samata-Gowa, 14 November 2017

Researcher,



Ija Try Saputri Kadir  
Nim. 20400113172



UNIVERSITAS ISLAM NEGERI  
**ALAUDDIN**  
M A K A S S A R

viii



## TABLE OF CONTENTS

	Pages
<b>COVER PAGE .....</b>	<b>i</b>
<b>PERNYATAAN KEASLIAN SKRIPSI.....</b>	<b>ii</b>
<b>PERSETUJUAN PEMBIMBING .....</b>	<b>iii</b>
<b>PENGESAHAN SKRIPSI.....</b>	<b>iv</b>
<b>ACKNOWLEDGEMENT.....</b>	<b>v</b>
<b>TABLE OF CONTENTS.....</b>	<b>ix</b>
<b>LIST OF FIGURE .....</b>	<b>xi</b>
<b>LIST OF TABLES .....</b>	<b>xii</b>
<b>LIST OF APPENDICES .....</b>	<b>xiii</b>
<b>ABSTRACT .....</b>	<b>xiv</b>
 <b>CHAPTER I INTRODUCTION.....</b>	 <b>1-8</b>
A. Background .....	1
B. Research Focus.....	3
C. Research Objective.....	4
D. Research Significance .....	4
E. Research Scope and Limitation.....	6
F. Operational Definition of Key Terms .....	6
 <b>CHAPTER II REVIEW OF RELATED LITERATURES.....</b>	 <b>9-16</b>
A. Review of Related Literature .....	9
1. Some Previous Related Research Findings .....	9
2. Some Pertinent Ideas .....	11
B. Theoretical Framework .....	13
 <b>CHAPTER III METHOD OF THE RESEARCH .....</b>	 <b>17-24</b>
A. Research method .....	17
B. Development model .....	18
C. Research subject.....	20
D. Type of data.....	21
E. Research instruments.....	21
F. Data Collection Procedure.....	22
G. Try out design.....	22
H. Data analysis technique .....	23

<b>CHAPTER IV FINDINGS AND DISCUSSION .....</b>	<b>25-47</b>
A. Findings .....	25
B. Discussion .....	45
<b>CHAPTER V CONCLUSIONS AND SUGGESTIONS.....</b>	<b>48-49</b>
A. Conclusions .....	48
B. Suggestions.....	49
<b>BIBLIOGRAPHY .....</b>	<b>50-51</b>
<b>APPENDICES .....</b>	<b>52-65</b>
<b>CURRICULUM VITAE.....</b>	<b>66</b>



UNIVERSITAS ISLAM NEGERI  
**ALAUDDIN**  
 M A K A S S A R

## LIST OF FIGURES

	Pages
<b>FIGURES 1.</b> Theoretical Framework .....	16
<b>FIGURES 2.</b> The ASSURE's Model .....	18



## LIST OF TABLES

	Page
<b>TABLE 3.1</b> The criteria score of expert Rubric .....	24
<b>TABLE 3.2</b> The Validity Criteria Of Expert Rubric .....	24
<b>TABLE 4.1</b> Result of Questionnaire Part A .....	27
<b>TABLE 4.2</b> Result of Questionnaire Part B .....	30
<b>TABLE 4.3</b> Result of Questionnaire Part C .....	32
<b>TABLE 4.4</b> The Activity In Require Learner Participation .....	38
<b>TABLE 4.5</b> The Result of Expert Rubric Validity .....	42



## LIST OF APPENDICES

	Page
<b>APPENDIX 1.</b> Questionnaire for students.....	53
<b>APPENDIX 2.</b> Printed materials.....	57
<b>APPENDIX 3.</b> Expert judgment rubric.....	58
<b>APPENDIX 4.</b> Students' assessment rubric.....	60
<b>APPENDIX 5.</b> Documentation .....	62
<b>APPENDIX 6.</b> Curriculum vitae.....	66



## ABSTRACT

**Name** : Ija Try Saputri Kadir  
**Reg. Number** : 20400113172  
**Thesis Title** : Developing of English Language Printed Material Based on 2013 Curriculum: On Giving Expression about Congratulating and Complimenting Others for the Tenth Grade Students in SMAN 16 Makassar.

---

The researcher proposed to develop English printed material of Giving Expression about Congratulating and Complimenting others based on 2013 curriculum of the English tenth grade students in SMAN 16 Makassar. According to the interview with one of the English teachers in SMAN 16 Makassar that there are some problems according to the material and layout of the book. In addition, teacher on implementing 2013 curriculum was unprepared and the students faced difficulties in learning English since they didn't have many references except the students' book that provided by the government.

The research design used in this study was Research and Development (R&D). The development model used was ASSURE model. It stands for analyze learners, state objective, select media and materials, utilize media and materials, require learner participation, and evaluate & Revise. The procedures included analyze learner such as general characteristic of the students, entry competencies, and learning style of the students. Then designing printed material, and developing the materials through the syllabus of 2013 curriculum. The outcome product was tried out to the tenth grade students in SMAN 16 Makassar. Then it was evaluated by the experts. The instruments used in this study were questionnaire and rubrics for the teacher, students, and expert.

In this research, teacher and expert were involved in order to validate the product. There are four aspects that they validated of the product. They are systematic organization of materials, systematic English teaching, systematic content of English, and the language. To sum-up, the result of this printed material analysis by the expert was well-qualified as on reference used in teaching English material. So, the product was expected to be able to help both the students and teachers in learning and teaching English especially Giving Expression about Congratulating and complimenting others material.



## CHAPTER I

### INTRODUCTION

This chapter deal with background of the study, research focuses, research objectives, research significants, research scope and operational definition of terms.

#### **A. *Background***

In teaching and learning process in the classroom, including teaching English as a foreingn language (TEFL). According to Chinoda ( 1982: 48) there are three main elements that support the effectiveness of a learning process; the teachers, the students, and the materials. As one of the main elements, the materials can be categorized into two major from i.e printed material and non-printed material.

According to Jurilla (2014) printed material is all written material, excluding non-print resources, which convey planned course information as a support for the teaching-learning process, such as textbook, handout, module, etc. In this case, the researcher will develop one of English language printed material such as book that is used in the tenth grade students based on 2013 curriculum.

Teaching English in Indonesia is currently based on curriculum. Curriculum is a basis of teaching-learning process, so every teaching-learning process has to follow the curriculum. It is the planned interaction of pupils with instructional content, materials, resources, and processes for evaluating the attainment of educational objectives. That is why every teacher has to

understand and follow the current curriculum before planning and developing a kind of teaching-learning process and the material for the teaching-learning process.

The curriculum in Indonesia has been changing and developing in many times. Curriculum change happens with reasons and purposes, of course to make it more relevant. Curriculum change can answer the demands toward the education that must be able to adjust the evolving dynamics in society. Nowadays, The National Education Department has changed the previous curriculum – School Based Curriculum (SBC) 2006 – with the new one called 2013. Curriculum The existence of 2013 curriculum becomes a great attention and leads to controversy for most people, because some people regard 2013 curriculum is not ready to be implemented. Not only that, in some English language teaching books, we still found problems in the teaching material. Through this problem teaching learning process will not become productive and conductive.

To clarify the issues, on 15 November 2016 the researchers had conducted a preliminary study by interviewing one of the English teachers of SMAN 16 Makassar to analyze the implementation of 2013 Curriculum especially in the tenth grade of Senior High School. Based on the researchers interview with Mrs. Ratna, there are so many problems according to the material and layout of the book. Have found that the material is not appropriate such as the book the authors should preferably derived from expert. Besides, there are titles that do not correspond with the chapter, one example is a matter of talking about self, it

is not in accordance with the topic. Likewise, should people talk when we want to practice listening to the native speaker. In addition, she also added the need for the addition of examples in each chapter so that students more easily understood and to understand the material.

In the 2013 curriculum, the teachers have to design the material for teaching process based on the syllabus that already arranged by the government. The teaching plan must be more creative to attract the students. It is the challenge for the teachers to develop and repair the teaching material as well.

After the researcher know about the problem in this book, the researcher thinks to develop these materials to be better and more creative in learning process because to make the students interested to learn, the book must be easy to understand and teacher must have more references as a source for teaching material in order that the learning process is not monotone and makes the students enjoy learning the English material. Thus the researcher wants to design this book to correct the weaknesses found in the book.

This research focused on developing the English material dealing with 2013 curriculum and specifically for KD 3.2 & 4.2 about Giving expression about Congratulating and Complimenting others as a step to reach a good and meaningful learning environment.

## **B. *Research Focus***

Based on the background explained previously, the researcher focuses on:

1. What is the English material currently used in SMAN 16 Makassar?

2. How is the development of “Giving expression about Congratulating and Complimenting others” based on 3.2 and 4.2 in 2013 curriculum for the tenth-grade students in SMAN 16 Makassar?
3. How are the validity and acceptability of the teaching material of Giving Expression about Congratulating and complimenting others for the tenth-grade students in SMAN 16 Makassar?

### **C. *Research Objective***

Based on the statement of the problem, the researcher formulates the purpose of this research are:

1. To identify the English material currently used in SMAN 16 Makassar.
2. To develop Giving expression about Congratulating and Complimenting others based on 3.2 and 4.2 in 2013 curriculum for the tenth-grade students in SMAN 16 Makassar.
3. To examine the validity and acceptability of the teaching material of Giving Expression about Congratulating and complimenting others for the tenth-grade students in SMAN 16 Makassar.

### **D. *Research Significance***

#### **1. Theoretical Significance**

This research is expected to give knowledge contribution on how to develop effective material for tenth-grade in SMAN 16 Makassar especially for Giving Expression about Congratulating and complimenting others.

## **2. Practical Significance**

### **a. Significance for the Researcher**

By this research, the researcher herself can add insight, knowledge, and experience regarding the broad scope of education, especially regarding the development of teaching material based on the 2013 Curriculum. Moreover, this research is expected to give great contribution to the other researchers as a reference for further studies on a similar topic.

### **b. Significance for the Students**

By this research, the researcher really expects that all of the students can understand Giving Expression about Congratulating and complimenting others material based on the 2013 Curriculum in the class.

### **c. Significance for the Teachers**

By this research, the researcher really expects to help the English teacher to choose the appropriate samples or supplementary material in teaching learning process especially in Giving Expression about Congratulating and Complimenting others for the tenth-grade students in SMAN 16 Makassar based on 2013 Curriculum in the class.

### **d. Significance for the Institution**

By this research, the researcher expects that this research really might be additional reading resources for students who want to develop their knowledge about Giving Expression about Congratulating and complimenting others material based on 2013 Curriculum. Afterward, the researcher expects that the

teaching material can be a product in the manufacture of handbook for the tenth grade of Senior High School as his original desires.

#### **E. *Research Scope and Limitation***

To simplify the study, the researcher limits the study is focused on developing Giving Expression about Congratulating and complimenting others material of the tenth grade in SMAN 16 Makassar. Furthermore, this research is only to develop Giving Expression about Congratulating and Complimenting others material based on 3.2 and 4.2 basic competences on the tenth-grade syllabus based on 2013 Curriculum.

The content of 3.2 and 4.2 basic competences are about analyzing social function, text structure, and language text elements on identity exposure according to the context of its use and analyzing social function, structure and language text elements in Giving Expression about Congratulating and Complimenting others according to the context of its use. Therefore, the end of this research is to produce a printed material of English material as an additional source for English learning particularly the tenth grade in SMAN 16 Makassar. In this research the researcher use ASSURE models.

#### **F. *Operational Definition of Key Terms***

The title of this research is *“Developing of English Language Printed Material Based on 2013 Curriculum: on Giving Expression about Congratulating and complimenting others for the Tenth Grade Students in SMAN 16 Makassar.”*

In understanding the topic of this research easily, the researcher would like to explain the definition of key terms, they are;



## **1. Developing of English Material**

Developing refers to making or designing a new product, ideas, or system. Developing is as the one of key terms because the research design that researcher uses is Research and Development (R&D). In this research, the researcher developed Giving Expression about Complimenting and Congratulation others material dealing with 2013 Curriculum for the tenth grade students.

## **2. Printed Material**

Printed materials can be interpreted as material tools that contain material or content of the lesson to achieve learning objectives that are poured using print technology. Printed materials contain material in the form of ideas, facts, concepts, principles, rules or theories covered in subjects in accordance with disciplines and other information in learning.

## **3. Giving Expression about Congratulating and Complimenting others**

Giving expression about Congratulating and Complimenting others Material is a material based on the tenth grade syllabus of 2013 Curriculum. It is about how to Giving Expression about Congratulating and Complimenting others.

In this case, the researcher designed effective teaching material especially for teaching Expression about Congratulating and complimenting others based on 2013 Curriculum. It is designed and developed by the researcher to improve the students' understanding, to give a good sample for the teachers in learning process, and to give one of the references for the institution (school), especially in the tenth grade of SMAN 16 Makassar.

In this research, the researcher developed material about Giving Expression about Congratulating and complimenting others materials based on Curriculum 2013. It is designed to ensure that the students achieved the purpose of the lesson. Also, it allows for the evaluation of the students' needs. Then, it provides simple procedure to designed and developed materials.



## CHAPTER II

### LITERATURE REVIEW

This chapter deals with the review of underlying theory or literature. It contains of two main sub-chapters. It deals with the Some Previous Related Research Findings on the related topic to the giving expression about congratulating and complimenting others and formulation of Theoretical Framework.

#### A. *Review of Related Literature*

##### 1. Some Previous Related Research Findings

This part, the researcher writes down some previous related research findings some of them are stated below:

Norlina (2014) the study is entitled: “*Pengembangan Bahan Ajar Bahasa Inggris Berbasis Multimedia Interaktif Kelas X Pulau Laut Timur Di Kota Baru Kalimantan*” she said that based on the test results, English language teaching materials based interactive multimedia achieve valid criteria, attractive, effective and can be applied in teaching. It can be seen from the results of the validation test material ( 83%) with a very valid criteria. the level of attractiveness of the product obtained an average percentage of 81.46% with interesting criteria, the effectiveness of the product is obtain with the percentage of 74,83 based learning activities of students and student learning outcomes.

Purnamasari (2015:94-97) she conducted the research entitled “*Developing English Material for Grade X Students of Beauty Study Program* “ Based on the results of the materials evaluation, the developed materials are

considered appropriate. The developed materials have the characteristics as described in the following paragraphs. To give a brief picture about the content of the unit, there is a title at the very beginning. The next is *Warm-Up*. The task is designed to build background knowledge of the students. The main part of the unit is *Lesson Proper*. The tasks are divided into two sections; spoken and written. The four skills are all integrated. The last part of the unit is *Reinforcement*. The reinforcement covers *Homework*, *Review*, *Reflection* and *Vocabulary list*. The final draft of the materials is in the Appendix.

Khasanah (2015:68) on her research "*The Implementation of 2013 Curriculum by The English Teacher and its Barriers (A Case Study at the 10<sup>th</sup> Grade of SMA N Rembang in 2014/2015 Academic Year* ) it can be concluded that: (1) The teaching learning planning which is covered in lesson plan used scientific approach based on almost all the principles of lesson plan arrangement mentioned in *permendikbud* of 2013 curriculum and syllabus. The barriers of this dimension are choosing the right method and making the right instrument of authentic assessment that will cooperate to cover three learning domains and to support the success of Core and Basic Competence interpretation in the learning process. (2) The teacher organized the teaching learning process based on the lesson plans that have been prepared. It used scientific approach well. (3) The learning evaluation is conducted by the teacher based on what is planned on the dimension of planning including the barriers that affect it. So, the biggest portion of evaluating is using non-authentic assessment that also gives the biggest

emphasis on cognitive domain. It is not same as the mandate of 2013 curriculum in *permendikbud* to use authentic assessment.

Based on findings above, the researcher concludes that teaching Giving Expression about Congratulating and Complimenting others material needs good method and media to support the students in learning the topic as well as the teachers need an extra source exclude the teacher's book that is provided by the government. Hence, this research in the fact brought a good product as mention before which is able to help both the teachers and the students in teaching and learning process. The product became a printed material covered about Giving Expression about Congratulating and complimenting others material that the teachers may claim as sources in teaching English. The researcher will develop Giving Expression about Congratulating and complimenting others material that makes students to understand.

## **2. Some Partinent Ideas**

### **a. Concept of Material Development**

According to Brian Tomlinson (2011: 2) material development is both a field of study and a practical undertaking. As a field it studies the principles and procedures of the design, implementation and evaluation of language teaching materials'. Two aspects of materials development are interactive in that the theoretical studies inform and are informed by the development and use of classroom materials. Materials developers might write textbooks, tell stories, bring advertisement in to the classroom, express an opinion, provide samples of language user or read a poem aloud.

b. Concept of Giving Expression about Congratulating and Complimenting others

Congratulating and Complimenting others is one of the materials in 2013 Curriculum syllabus at the first semester of Tenth grade student.

Compliment is an expression to appreciate or praise other people. Compliment is useful to give encouragement so that people will keep on doing their best and even improve their performance.

Basic sentences of Complimenting others:

- You look nice
- You look amazing
- You're doing great.
- Well done.
- Fantastic!

Expression of congratulation is an expression that we use to give congratulations to someone when succeed in doing something.

Vocabularies Expression of Congratulation

Adj = adjective

V = verb

N = noun

Adv = adverb



Basic sentences of congratulating others :

- Congratulations!

- Good job!

- Nice work!

- Well done, congratulation for you.

c. Concept of 2013 Curriculum

According to Malik Ibrahim (2014: 28) curriculum development in 2013 is a further step development of competency-based curriculum that has been initiated in 2004 and the KTSP 2006, which includes competency attitudes, knowledge, and skills in an integrated manner.

There are four competences for the 2013 Curriculum, according to Malik Ibrahim 2014: 47 that:

- 1) Kompetensi inti-1 (KI-1) for religious competence
- 2) Kompetensi inti-2 (KI-2) for social competence
- 3) Kompetensi inti-3 (KI-3) for cognitive competence
- 4) Kompetensi inti-4 (KI-4) for skill competence.

**B. Theoretical Framework**

The study is aimed at developing giving expression about the Congratulating and complimenting others material for the tenth grade students of SMAN 16 Makassar. Based on the 2013 Curriculum, teachers as educators and facilitator should be able to implement the 2013 Curriculum in teaching and learning processes. They have to be productive, creative, and innovative in teaching process and be able to develop the students' competence. It is stated

that one of the purpose is to make the teachers able to vary the learning and teaching activities in the class so that the students will feel happy and enjoy in learning English.

Since the teacher only uses an English module and a students' handbook that do not vary the learning activities based on 2013 Curriculum in the class. Here, the teacher should provide some kinds of supplementary material that support the English teaching process. In this time, the students have a strong sense of fun, delight in talking, fantasy, imagination, and movement. Related to these points, the activity in the developed materials especially Giving Expression about the Congratulating and Complimenting others. The reason why the material needs to be developed is that there were lacks of learning resources that provide enough opportunities for the students to active and to use the objectives of language in daily life. If there were no materials that provide activities for the students, the objective of the English learning process will not be successfully achieved.

The problem needs to be solved. One of the ways to handle this problem is to develop supplementary materials especially the material stated previously. There are many models in developing teaching material. One of them is ASSURE model that consists of *Analyze learners, State objectives, Select media and material, Utilize media and materials, Require learner participation, and Evaluate and revise*. The reason why the researcher chose ASSURE model in this study because it is suitable with the research.

There are some instruments that used by the researcher in every phase to measure the rate of quality of the developed material. In Analyze phase, researcher made the entry characteristic of learners phase by using questionnaire. Then, state objectives phase researcher stated the desired outcomes of instruction in specific and measurable terms derived from syllabus, after that Select media and materials phase, in this phase the researcher modified existing materials and indicate that original development may sometimes be possible by connecting first and the second phase. Next Utilize media and materials phase the researcher planned how the material used to implement the methods by preview the material and practice the implementation, prepare the class and ready the necessary equipment and facilities and conduct the instruction using the utilization techniques described in the chapters. Wherefore require learner participation phase, in this phase the researcher require active mental and engagement by trying-out the material. The last is Evaluate and revise phase, in evaluate the researcher assure both learner achievement of the objectives and the feasibility of the instructional process itself to get the total picture by giving rubric to the expert. Revision is than planned based on discrepancies between intended and actual outcomes and any noted deficiencies of the material.

If all of the phases are clearly fix, the final product that contains of Giving Expression about the Congratulating and complimenting others material dealing with 2013 Curriculum can be used as a “Printed Material” to support the teacher in teaching English in the tenth grade class. In addition, the theoretical framework of the study is summarized in a visual illustration below.

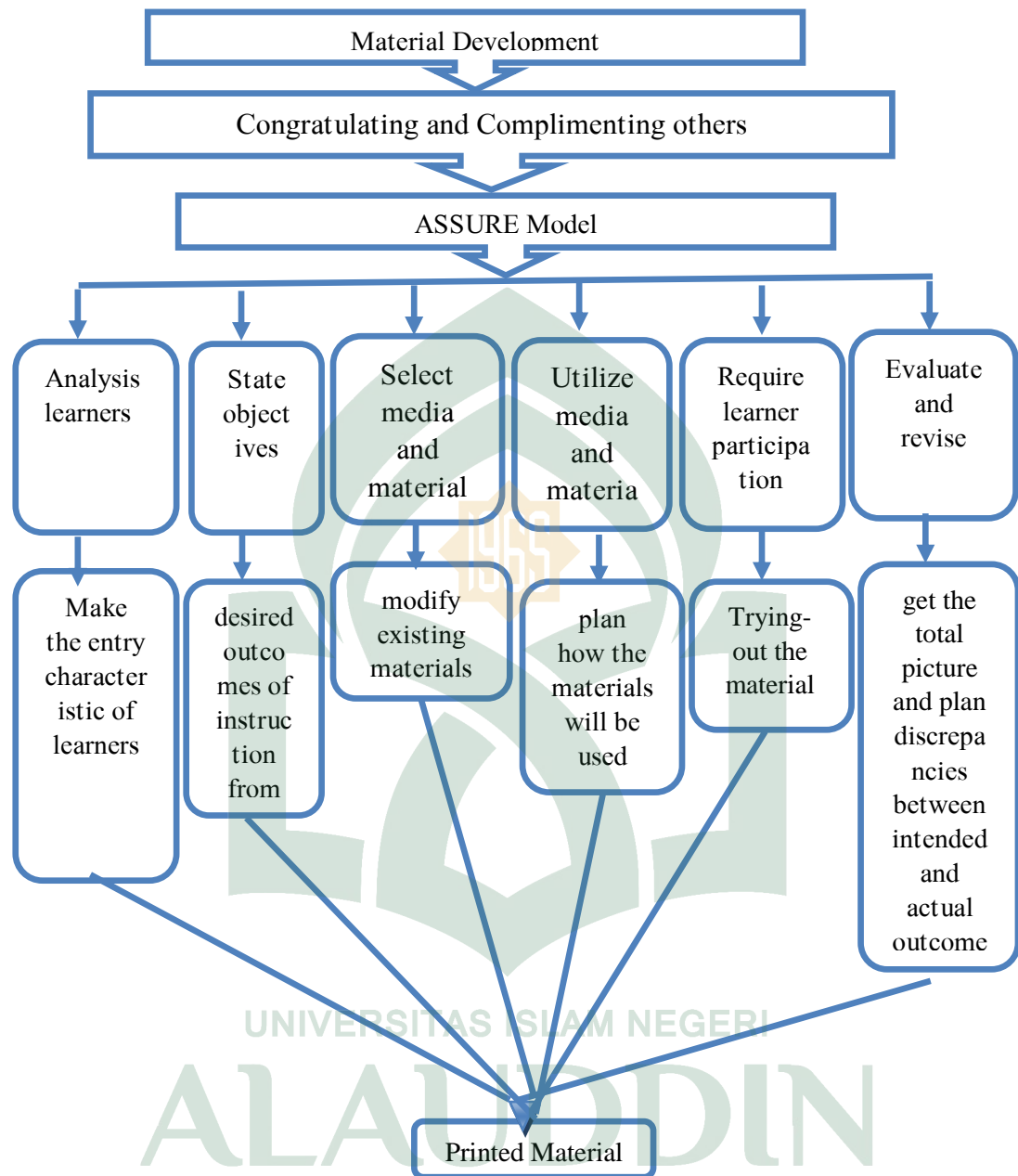


Figure 1: Theoretical Framework

### CHAPTER III

#### RESEARCH METHOD

This chapter focuses on research and development method of the study. They are research method, development model, research subject, type of data, research instrument data collecting procedure, try out design, and data analysis technique.

##### **A. *Research Method***

This research is Research and Development (R&D). According to Sugiyono (2015: 407), a Research and development method is the research methods used to produce a particular product, and test to the product. To be able to produce specific research that is used needs analysis and to test the effectiveness of these products in order to function in the public, the research is needed to test the effectiveness of these products. In Research and Development (R&D) have many models which can be applied by researchers such as ASSURE model, ADDIES' model, Borg& Gall model, Dick and Carey model, Kemp model and many others. Based on those models stated previously, the researcher used ASSURE model because this model allows the use of external resources and technology other than simple lecturing using textbooks, focus on step by step instruction for instructors to see the pros and cons of the lesson, provides lesson planning foundation while allowing creativity from the instructors, students can use computer software to make revisions to their homework quickly and easily.

According to Kent L. Gustafson & Robert Maribe Branch (2002:22) the ASSURE model is an instructional design model developed by Heinich,

Molenda, Russel, and Smaldino: it guides instructors through the lesson design process by embracing the use of technologies. ASSURE appreciates “students” learning styles and [draws] on constructivism where learners interact with others in their environment to build on previous knowledge.

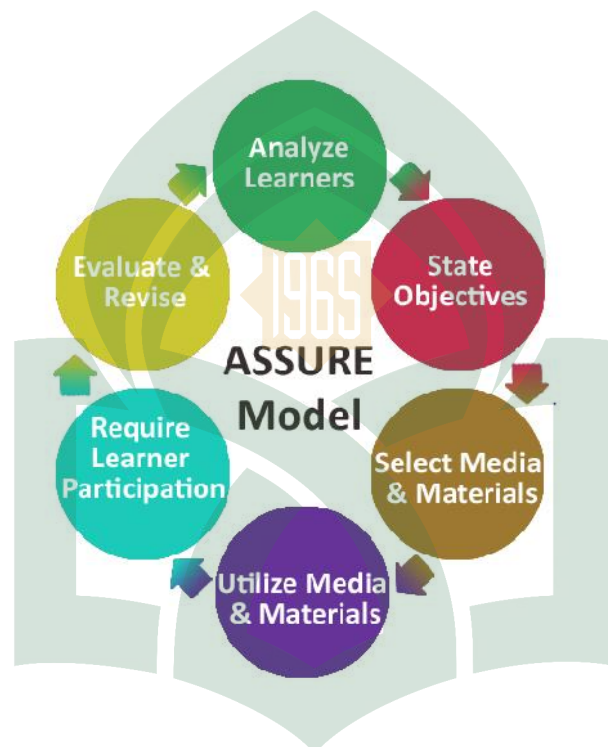


Figure 2. *The ASSURE's Model*

### B. *Development Model*

The procedures in developing giving expression about the Congratulating and Complimenting others with ASSURE model which provides six phases;

#### 1. Analyzing Learners

In analysis phase, the researcher identified the learners admit the importance of determining the entry characteristic of learners. Henich, Molenda, Russel, and Smaldino caution teachers about the feasibility of analyzing all learner attributes. They suggest that only selected “general characteristics” (e.g.,



grade level, job or position, and cultural and economic factors) and selected specific entry competencies (e.g., knowledge, technical vocabulary, attitudes, and misconceptions) be examined. They also suggest that “learning style” (anxiety, aptitude, visual and auditory preference, and so on) be considered, but acknowledge problems of defining and measuring these characteristics.

## 2. Stating Objectives

In this phase, the researcher state the objectives as specifically as possible. , emphasizes the need to state the desired outcomes of instruction in specific and measurable terms. A rationale for stating measurable objectives is presented, including their role strategy and media selection, assessment of learning, and communicating the intent of the instruction to learners. (The ABCD format-representing *audience*, *behaviors*, *condition*, and *degree* – they suggest for writing complete objectives is easy to remember and apply).

## 3. Selecting Media and Materials

In this phase, the researcher selected media and materials, recognizes that most teachers have little time for designing and developing their own materials. However, the authors do discuss the option modifying existing materials and indicate the original development may sometimes be possible. The procedures and criteria they present for selecting media and materials provide useful guidelines to teachers and those assisting teachers in that task.

## 4. Utilizing Media and Materials

In this phase, in their model describes how teachers need to plan for utilizing the selected media and materials in the classroom. The practical advice

they offer recognize and realities of most American classrooms and the fact that teachers play a central role in delivering most instruction.

#### 5. Requiring Learner Participation

This phase is require learner participation, step in the assure model emphasizes the importance of keeping learners actively involved. The role of feedback and practice are also described. While one might question why learner participation is singled out over and above other design considerations and elevated to a step in the assure model, Henich, Molenda, Russel and Smaldino consider it to be of primary importance.

#### 6. Evaluating and Revising

The last, e for Evaluate and revise, is in reality two steps; evaluate and revise. They discuss the importance of evaluating the “total picture” to assure both learner achievement of the objectives and the feasibility of the instructional process itself. Revision is then planned based on discrepancies between intended and actual outcomes and any noted deficiencies of the media, methods or materials.

#### ***C. Research Subject***

The subject that researcher used in this research is the tenth-grade students of SMAN 16 Makassar. The subject is selected by the researcher because the English teacher of the first year students in this school has been using 2013 Curriculum in teaching the materials in the class.

#### **D. *Type of Data***

Type of data that obtained in this study are qualitative and quantitative data. The data are gathered from the expert and teacher judgment rubrics, experts' interview, and questionnaire of students. From the experts' judgment and interview, researcher obtained some information about the strengths and weaknesses of the developed material. Meanwhile, from the questionnaire, researcher obtained some information about the general characteristics, entry competencies, and learning style of the students especially about Giving Expression about the Congratulating and Complimenting others materials.

#### **E. *Research Instruments***

This research used three kinds of instruments. They are rubric, interview, and questionnaire. The first, rubric adapted from Ghobrani (2011: 517-518) and Wodyatmoko (2011) as cited in Khoir (2015) is used to evaluate or validate the product. It consists of seventeen (17) criteria to be evaluated in term of *cover design, letter, typing, spacing, layout, organization of materials, instructional objectives, topics, examples, exercises, activities, instruction, coverage of materials, language, summary, and glossary*.

The first is questionnaire, the questionnaire was given to students for conducting analyze learners. (See appendix 1). The second instrument is interview will be given to the teacher.

The third is rubric. This rubric is addressed to experts, students, and teachers. Experts' judgment rubric is used for formative evaluation whereas

rubric for students and teachers are used for summative evaluation. (See appendix 4)

#### ***F. Data Collecting Procedures***

The data collecting procedures in this research began from the researcher came into the class with bringing questionnaire consists of several topics related for the research asks to the students to answering the questionnaire from the students. After that the researcher collected the questionnaire from the student. The result from the students' questionnaire about the topics became the topics for the printed materials developed by researcher in this research. After determine several topics, the researcher developed to printed material through two phases: need analysis and instructional design.

Futhermore, the researcher conducted a pre-validation after the researcher conduct the first try-out toward the expert content, the last phase is analyzing the data through formative evaluation to determine the experts' validation and the students' acceptability.

#### ***G. Try Out Design***

The try-out design of the study was field try-out. In this case, the product was tried-out to the target subjects in the designed situation by the researcher and teacher in the classroom in order to evaluate the quality of the developed materials. It was beneficial to find out the appropriateness of the product in the real situation later. Furthermore, experts, teacher, students, and researcher worked together to evaluate the result of field try-out.

## H. *Data Analysis Technique*

In line with the data of this research, there are two kind of technique in analyzing obtained data; qualitative and quantitative. Depending on the basic philosophical approach of the qualitative researcher, many methods exist for analyzing data.

According to Miles and Huberman in Sugiyono (2015: 337) stated that activity in analyzing qualitative data was conducted in an interactive and takes place continuously until complete, so that the data is already saturated. The steps which are conducted by researcher to analyze the data are as what expressed by Miles and Huberman in Sugiyono (2015: 338), as follows:

### 1. Data Reduction

Data reduction is an activity of summarizing, choosing subject matter, focusing on things that are important, and looking for themes and patterns.

### 2. Data Display

Data display is seen by Miles & Huberman (1994:10-12) as a set of structured information, and gives the possibility of drawing conclusions and taking action. They also see that the most frequent form of display data for qualitative research data is narrative text. Looking at displays help the researcher to understand what is happening and to do something-further analysis or caution on the understanding.

### 3. Conclusion Drawing/ Verifying

Conclusion drawing/ verifying is an activity of formulating research result that answer the focus of research based on data analysis result. Conclusions are

presented in the descriptive form of the research object based on the research study.

The second technique is quantitative. The researcher uses the assessment format in the following ways:

**Table 3.1**  
**The Criteria Score of Expert Rubric**

Score	Criteria
4	Strongly Agree
3	Agree
2	Disagree
1	Strongly Disagree

After that, find the highest score by:

$$\text{Highest score} = \text{Number of validator} \times \text{Number of indicators} \times \text{Maximum}$$

*Score*

Determination of the value of validity by means

$$\text{Validity value} = \frac{\text{Number of scores obtained}}{\text{Maximum score}} \times 100.$$

Provide the assessment of validity with criteria such as the following:

**Table 3.2**  
**The Validity Criteria of Expert Rubric**

Validity Value (%)	Criteria
90- 100	Very Valid
80- 89	Valid
60- 79	Quite Valid
0- 59	Invalid

Thus, from the percentage formula above, the researcher can conclude the percentage level of validity of her product based on predetermined criteria.

## CHAPTER IV

### FINDINGS AND DISCUSSION

This chapter consists of two sections, namely findings and discussion. This section shows all the data which collected during the research and explained every component that was developed in this research. The problem statements of this study are also answered in this section.

#### ***A. Findings***

The result of the research finished based on ASSURE model which had been done on the development. Furthermore, this section presented some results in the developing English Language Printed Materials for descriptive text. They included the result of needs analysis, the result of product design by utilizing the qualitative and quantitative method, and the results of validation by analysing the correction and suggestion from experts.

##### ***1. The Result of Teacher Interview Related to the English Material that are Currently Used***

The result of teacher interview, the teacher indicated that the teachers currently used single source from textbook only. This textbook is a compulsory one textbook provided by schools. The books are designed for fulfillment of 2013 curriculum.

In fact, there are many problems found in the book. As the teacher interview, the researcher identified several weaknesses in the existing teaching materials. Among them; the material contained in the book does not use local content, thus making it difficult for students to understand because it is not

familiar to them. The material provided also does not fit the needs of students because too many exercises while very few examples, thus making students confused in doing the task.

The teacher said that teaching materials that have been chosen so far is still relying on exercises thus so confusing for learners. When they want to complete the exercises they have difficulties because it is not preceded by the provision of an adequate sample. Additionally, in the book also found the title that is not sync with the contents and also found some error grammar rules. The teacher said that the layout of the book is not interesting. Consequently, the majority of students feel bored. Boredom causes disinterest in the quality of teaching materials that can not be realized properly.

## ***2. The Result of ASSURE Model***

### **a. The result of Analyze Learners**

#### ***1) The result of analyze learners of materials based on the syllabus***

The result of needs analysis based on the materials in the syllabus of 2013 Curriculum covering the 3.2 and 4.2 competencies were expected to the students to able to give expression about congratulating and complimenting others. First, the 1core topics had been designed into 2 subtopics which appropriated with 3 meeting learnings. In other words, materials of expression about congratulating and complimenting others were developed in several subtopics. They are Excellent, Congratulation and Oh Great!. Second, every meeting had a core skill that was integrated one another in flows of skill that were arranged sistematically. Again, learning activities dealt with scientific approach included



observing, questioning, collecting information, associating, and communicating. Last, the developed learning instruction referring to the type of activities was consisted of individual, pair, and group activity, the amount of activities, and text structure. These materials were developed in order to provide suitable materials for the Tenth grade Students in SMAN 16 Makassar.

*2) The result of analyze learners of developing learning materials based on the student's questionnaires*

The questionnaires consisted of three parts. The first was general characteristics. The second was entry competencies. The third was learning style. After distributing the questionnaires, then the findings were concluded in this part into a table as shown below;

**Table 4.1**  
**The Result of Questionnaire Part A (General Characteristics)**

No.	Characteristics	Answer	Conclusion
1.	<b>Amount of student</b>		Most of the students are female
	Male	17	
	Female	18	
2.	<b>Address/Location</b>		Most of students live in the city
	City	32	
	Island	2	
	Gowa	1	
3.	<b>Previous School</b>		Most of the students graduated from medium quality school
	Good Quality	10	
	Medium	20	
	Low	5	

4.	<b>Religion</b>		Most of the students religion is islam
	Islam	17	
	Kristen protestan	14	
	Katolik	4	
5.	<b>Mother Tongue</b>		Most of the students mother tongue is Bahasa Indonesia
	Bahasa Indonesia	33	
	Bahasa Makassar	7	
	Bahasa bugis	1	
	Bahasa jawa	1	
6.	<b>Ethnic</b>		Most of the students etchnic is Makassar
	Bugis	1	
	Makassar	19	
	Polmas/mamasa	3	
	Toraja	7	
	Jawa	1	
	Mixed Ethnic	4	
7.	<b>Personal Gadget</b>		All the students have gadget, Smartphone is the most
	Handphone	5	
	Smartphone	27	
	Notebook	2	
	Computer	1	
	Tablet	1	
8.	<b>Father Education</b>		Most of their father are graduate
	Elementary School	3	
	Junior High School	5	
	Senior High School	20	

	Bachelor	5	from Senior High School
	Master	2	
9.	<b>Mother Education</b>		Most of their mother are graduate from Senior High School
	Elementary School	4	
	Junior High School	7	
	Senior High School	17	
	Degree	1	
	Bachelor	6	
10.	<b>Parent Income</b>		Most of the students from High-economic Level
	100.000-500.000 K	4	
	500.000-1.000.000 M	5	
	1.000.000-2.000.000 M	9	
	2.000.000-5.000.000 M	12	
	5.000.000-20.000.000 M	5	

In the part A, the researcher conclude that most of students are female, most of students live in the city, most of students graduated from medium quality school, the most of students religion is islam, most of students mother tongue is bahasa Indonesia, most of the students ethnic is Makassar, all of the students have gadget but smartphone is the most, most of their father and mother graduate from senior high school, and most of the students from High-economic class level.

**Table 4.2**  
**The Result of Questionnaire Part B (Entry Competencies)**

No.	Questions	Answer	Conclusion
1.	<b>Common Obstacle in learning English</b>		Most of the student's obstacle in learning English are difficulty in Lack of knowledge in grammar and the limitation of vocabulary
	The limitation of Vocabulary	13	
	Lack of knowledge in grammar	18	
	Difficulty in pronunciation	12	
	Other	1	
2.	<b>The most difficult skill</b>		Most of the students considered Listening is the most difficult skill
	Listening	20	
	Speaking	15	
	Reading	3	
	Writing	7	
3.	<b>Join English Course</b>		Most of the students not join English course
	Yes	8	
	No	27	
4.	<b>Knowledge about Expression of Congratulating and Complimenting Others</b>		Most of the students know about expression of Congratulating and Complimenting others
	Really know	7	
	Know	24	
	Not Really	3	

	Not Know	1	
5.	<b>The way of learning Expression of Complimenting and Congratulating Others</b>		Most of the students choose learn Expression of Complimenting and Congratulating Others in Direct
	Direct	28	
	Expression Card	6	
	Email/ Message	8	
	Others	1	

From the result of part B (Entry Competencies), the researcher conclude that; Most of the student's obstacle in learning English are difficulty in Lack of knowledge in grammar and the limitation of vocabulary, most of the students considered Listening is the most difficult skill, most of the students not join English course, Most of the students know about expression of Congratulating and Complimenting others. Most of the students choose learn Expression of Complimenting and Congratulating Others in Direct. Then, also the part C was found a data as shown in the table below;

**Table 4.3**  
**The Result of Questionnaire Part C (Learning Style)**

No.	Characteristics	Answer	Conclusion
1.	<b>Learning Style</b>		Most of the students is Audio
	Audio	16	
	Visual	7	
	Kinestetik	5	
	Audio & Visual	2	
	Audio & Kinestetik	4	
	Visual & Kinestetik	1	
2.	<b>Learning (Manner)</b>		Most the students choose group as the most effective
	Individual	9	
	Pair	14	
	Group	18	
3.	<b>Enthusiasm</b>		The students enthusiasm with the learning model is varied and different from usual
	The Appearance of Learning Material is Attractive	14	
	The Learning Media is Creative	14	
	The learning model is varied and different from usual	16	
	Other	3	

Part C (Learning Style) consisted of 3 questions, as a conclusion found that the students were liked a learning style with audio style in the learning process. They also liked to do the project with a group, and when they were asked to present a learning material they would like to present it with their group. And the student's enthusiasm with the learning model is varied and different from usual.

*3) The result of need analysis of Expert judgment suggestion*

The questionnaire that used by the researcher to analyze the students' need were originally designed. At the first time, it was designed by deciding the components that would be put on the questionnaire until it done with four parts. The first part consisted of six questions related to the systematic organization of materials the point of the questions was to know the target of the materials systematic. Furthermore, in the second part that consisted of one questions related to the systematic English teaching, these questions were pointed to know the activities are attractive and motivate that applicable for the students. Then, in the third part that consisted of three questions the point of these questions was to know the systematic content of English. The last part is about the language, the points are to know the students' English proficiency, clarity and the understandable the language used.

Addition, this questionnaire was not directly distributed to the students. It was proposed to the expert to correct and to give suggestion according to the questionnaire made. Then, the expert was suggested to delete and change some

components of the answer choice of each question and resulting the final questionnaire that distributed to the students. Therefore, the result of this questionnaire was accepted and validated by the expert since it was relevant and applicable for the students.

#### **b. State Objective**

In this step, emphasizes the need to state the desired outcomes of instruction in specific and measurable terms. A rationale for stating measurable objectives is presented, including their role strategy and media selection, assessment of learning, and communicating the intent of the instruction to learners. And the researcher writes down the state objective according to the topic below;

##### *1) Unit 1, Excellent, Congratulation..*

After studying this unit, students are expected to be able to:

- a) Learn the expression of congratulations and responses of various types of texts appropriately.
- b) Write the Congratulations card properly.
- c) Differentiate different types of Congratulations cards.
- d) Applying congratulations in everyday life smoothly.
- e) Distinguish various expressions of congratulations and their proper use.

##### *2) Unit 2, Oh Great!*

After studying this unit, students are expected to be able to:

- a) Identify social functions, text structures, and linguistic elements in the expression of complimenting and response appropriately.



- b) Applying the expression of complimenting in everyday life smoothly.
- c) Write a complimenting card and identify the text structure that is used correctly.
- d) Distinguish the various expressions of complimenting and its proper use.

**c. The Result of the Select Media and Materials**

**1) Content Materials**

The topic covered 3.2 and 4.2 competencies based the syllabus of 2013 Curriculum about Congratulating and Complimenting Others. The topic leaded 3 meetings from 2 contents as stated before. The content of materials for the third meeting was about Excellent, Congratulation! And Oh great!.

**2) Primary Skill**

Same with the first topic and the second topic, reading, speaking and writing was the skill most used as core skill.

**3) Scientific Approaches**

In the first topic, the teacher asked student to observe some questions and based on the question student can answer what topic they are going to discuss. Then, the teacher reading congratulations card and students listen the pronunciation and repeat after the teacher. Next, they identify the types of congratulations card. After that, they find the meaning of word in the table. Next, with the partner they are complete the dialogue with the suitable expressions in the box. And then teacher asked the students to read the dialogue with the partner. Then they are identifying the expressions of congratulation and response from the dialogue. Next teacher asked the students to study the

explanation about expressions of congratulation. Then, in a group they are discuss how to express congratulation based on situations and they are report the result of the discussion in front of the class. After that they are choose role play cards then they make a dialogue based on the situations. Then in a group they write the most appropriate expression and response of congratulation based on the pictures. next they write congratulation cards. After that, the students are asked to write down the reflection about the material, before studying this material, while studying this material, and after studying this material.

In the second topic, the teacher asked student to observe some questions and based on the question students can answer what topic they are going to discuss. Then, they listens the pronunciation of word and repeat after the teacher. Next, they find the meaning of word in the table. After that, they match the word with then Indonesia equivalents on the book. And then teacher asked the students to read the dialogue with the partner. Then they are identifying the expressions of complimenting and response from the dialogue. Next teacher asked the students to answer questions based on the dialogue. Then teacher asked the students to study the explanation about expressions of complimenting. Then, in a group they are discuss how to express complimenting based on situations and practice in front of the class. After that teacher asked the students to read complimenting card and pay attention to the tense used. Next they make a complimenting card using present tense. Then they arrange the words to make sentence. Then they make a complimenting card using past tense. After that they work in a group and use the expression of compliment to act out a dialogue based

on situations. Then they write the most appropriate expression of complimenting based on the pictures. After that, the students are asked to write down the reflection about the material, before studying this material, while studying this material, and after studying this material.

#### 4) Learning Instruction

Type of activity here as stated before were the type of the project or assignment given. It could be self-activity, pair activity, group, etc. Furthermore the first topic includes 12 activities and the second topic 18 activities.

The last learning instruction, text structure, in the first and second topic the grammatical rule about present tense, singular & plural, simple past, regular & irregular.

In addition, the learning instructions stated previously were designed based on the syllabus of 2013 Curriculum especially in the text structure and activity. Thus, the students' need analysis was also been a resources in designing the product especially in type of activity and the appearance of the product.

#### d. Utilize Media

##### *1. Reviewing the materials*

In this section, the researcher makes sure that the material completely ready before beginning the lesson.

##### *2. Preparing the material*

The researcher prepares the material by bringing the full copies of the material to the students.

### *3. Preparing the environment*

The researcher checks the classroom condition. The researcher should make some trials before the teaching stage against any possible misfortunes.

### *4. Preparing the students*

It is well-known that there is a close relationship between the read lines levels of learners (motivation) and learning. In order to prepare and to attract the notice of the students for the lesson, the researcher and gave general information, such as the objectives of the lesson.

### *5. Ensuring a learning experience*

After the preparations and controls were completed, the instructor can start the teaching stage.

#### **e. The Result of Require Learner Participation**

In this step, the researcher writes down the activities according to the product with time allocation each activity.

**Table 4.4**  
**The Activity in Require Learner Participation**

Topic 1, Excellent, Congratulation!

<b>Time Alocation</b>	<b>Type of activity</b>	<b>Model of Excercise</b>
<b>10 minutes</b> Getting Started	Individual, answer questions	Questionning
<b>10 minutes</b> Listening	Individual	Listen & Repeat congratulations card
<b>5 minutes</b>	Individual	Listen & identify the types of congratulations card

Listening		
<b>5 minutes</b> Vocabulary	Find the meaning of the word in the table	Find Indonesian Meaning
<b>5 minutes</b> Vocabulary	Pair,	complete the following dialogue with the suitable expressions.
<b>5 minutes</b> Reading	Pair, Read dialogue	Read the dialogue with partnert
<b>5 minutes</b> Reading	Pair,	Identify the expressions of congratulation and response from the dialogue
<b>5 minutes</b> Speaking	Individual	Study the explanations about expression of congratulation
<b>15 minutes</b> Speaking	Group	Discuss how you express congratulation for the situations and report the results of your discussion in front of the class.
<b>20 minutes</b> Speaking	Group, Role play	Choose one of these role play cards then make a dialogue based on the situations
<b>10 minutes</b> Writing	Group	Give the most appropriate expression and response of congratulation based on the pictures below and write on your book
<b>20 minutes</b> Writing	Group	Write congratulation Cards
<b>5 minutes</b> Reflection	Individual	Self Reflection

### Topic 2, Oh Great!

Time Allocation	Type of activity	Model of Exercise
<b>10 minutes</b> Warming Up	Individual, answer questions	Questionning

<b>5 minutes</b> Pronunciation	Individual practice	Listen and Pronounce Vocabulary
<b>5 minutes</b> Pronunciation	Individual practice	find the meaning of word in the table
<b>10 minutes</b> Vocabulary	Individual	Find Indonesian Equivalent of vocabulay
<b>15 minutes</b> Reading	Pair	Read the conversation and identify expression of complimenting and response from the dialogue
<b>15 minutes</b> Reading	Individual	Read the conversation and answer the questions.
<b>5 minutes</b> Speaking	Individual	study the explanation about complimenting and response
<b>15 minutes</b> Speaking	Group	discuss how to give and respond compliments based on the situations and practice in front of the class.
<b>5 minutes</b> Grammar review	Individual	Analyze to the tense used in the compliment card
<b>10 minutes</b> Grammar review	Individual	make a complimenting card using present tense
<b>10 minutes</b> grammar review	Individual	arrange the words to make sentences
<b>5 minutes</b> Grammar review	Individual	Analyze to the tense used in the compliment card
<b>10 minutes</b>	Individual	make a complimenting

grammar review		card using past tense.
<b>10 minutes</b> Role play	Group	act out dialogue based on the following situations.
<b>5 minutes</b> Writing	Individual	Write the most appropriate expression of compliment based on pictures.
<b>10 minutes</b> writing (lets play game)	Group	give compliment and response with friends
<b>5 minutes</b> Reflection	Individual	Reflection

**f. The Result of Evaluate and Revise**

*1) The Result of Development of Rubric for Expert and Teacher.*

This section presented some aspects about giving expression about Congratulating and complimenting others. They included the systematic organization of material, systematic of English teaching, and systematic content of English. There is an answer score with criteria based on the Likert Scale as modified as follows;

*a) The Criteria Score of Expert Rubric*

Find the highest score by

$$\text{Highest score} = \text{Number of Validator} \times \text{Maximum Score}$$

$$= 3 \times 4$$

$$= 12$$

*b) Determination of The Value of Validity by Means*

$$\text{Validity value} = \frac{\text{Number of scores obtained}}{\text{Maximum score}} \times 100.$$

In 100%

90-100 = Very Valid

80-89 = Valid

60-79 = Quite Valid

0-59 = Invalid

Provide an assessment of validity value with criteria such as the following:

**Table 4.5**  
**The Result of Expert Rubric Validity**

Criteria	Expert 1	Expert 2	Expert 3	Total score	Validity Value	Validity
1	4	1	4	9	75	QV
2	4	3	4	11	91.67	VV
3	3	4	3	11	91.67	VV
4	4	4	3	11	91.67	VV
5	3	4	4	11	91.667	VV
6	3	2	4	9	75	QV
7	4	2	4	10	83.333	V
8	4	3	4	11	91.67	VV
9	4	3	4	11	91.67	VV
10	4	3	4	11	91.67	VV
11	4	3	3	10	83.333	V
12	3	4	4	11	91.67	VV
13	4	4	4	12	100	VV
14	4	4	3	11	91.67	VV
15	4	3	3	10	83.333	V
16	4	4	4	12	100	VV
17	3	3	3	9	75	QV
18	4	3	4	11	91.67	VV



19	4	4	3	11	91.67	VV
20	4	4	4	12	100	VV
21	4	4	3	11	91.67	VV
22	4	1	4	9	75	QV
23	4	3	4	11	91.67	VV
24	4	4	4	12	100	VV
25	4	3	4	11	91.67	VV
26	4	3	3	10	83.333	V
27	3	3	4	10	83.333	V
28	4	3	4	11	91.67	VV
29	4	3	4	11	91.67	VV
30	4	3	3	10	83.333	V
31	4	3	3	10	83.333	V
32	4	3	4	11	91.67	VV
33	3	2	4	9	75	QV
34	4	2	4	10	83.333	V
35	4	3	3	10	83.333	V
36	4	3	3	10	83.333	V
37	4	3	4	11	91.67	VV

The components of the teaching materials 3.2 and 4.2 competences that developed as a printed material already shown and checked by the expert and again to validate the learning materials expert used the instrument of learning material analysis. The learning material analysis used was the standard one, where there approximately four items marked then the printed material validated.

Moreover, the first item was the suitability of the materials with the standard competencies. Then, the expert her self-marked that the learning materials in the printed material already suitable with the standard competencies. The second item was the breadth, depth, up to date, and accuracy of the teaching materials in every single meeting. The expert claimed that all the materials in were accurate and up to date since the source were strong and accurate. Further, the third item that marked was the sample of the learning materials should showed the factual knowledge, conceptual knowledge, as well as its procedure. The expert claimed that the learning materials already showed what this item was strived for. The last item was the properness of the learning activity in every single meeting. Since the activities in the printed material were cleared and explained the step of the activity by using the scientific approaches, then the expert convinced that all the learning activities were proper. Finally, after all the items marked and resulted goods mark, the printed materials then claimed as valid.

## *2) The Result of Development and Expert Judgment Suggestion*

Considering of the teaching materials that developed, the expert told to the researcher about picture must be the same don't mix animation picture and real picture, and then the expert found some grammatical errors and misspelling words in the product especially in the instruction. The expert also told the researcher to use the simple language in the content of materials. In addition, the expert asked the researcher to give an example in some exercises. Forward, the

expert said that the researcher should consider about the time allocation every activity.

### ***B. Discussion***

Curriculum is a variable that will significantly impact on decisions about designing materials for teaching. Many teachers are bound by a mandated curriculum defining the contents, skills, and values to be taught. Whether imposed at school or state level, a curriculum outlines the goals and objectives for the learners and the course of study. Whatever the curriculum, it is the teacher's responsibility to ensure that the goals and objectives of the overarching curriculum are kept close at the hand when designing materials (Nunan, 1988). Furthermore, the curriculum in Indonesia already experienced several changes and the latest one was called 2013 Curriculum or abbreviated with K-13.

#### **1. The Obstacles on Implementing the K-13**

The government of the Republic of Indonesia represented by the Ministry of Education and Culture has stipulated that the new curriculum, K-13 should be implemented in all levels of education all over Indonesia starting from 2013-2014 academic year. This change, of course, result in a number of consequences for the stakeholders. One of the stakeholders that directly experience the consequences most is the teacher. Below are several obstacles on implementing the K-13:

- a. The teachers who have begun to feel convenient and be accustomed to with the implementation of the School-Based Curriculum (SBC), suddenly have to shift their mind and teaching practices to this new curriculum. (Abdul Muth'im, 2014)

- b. The central government through Ministry of Education and Culture provided English textbook both for the teacher (teacher's book) and student (student's book) but the materials of the books were difficult to understand by the students.
- c. The main problem is that the teachers have to design the materials for teaching and learning process based on the syllabus that already arranged by the government.

## **2. Designing English Materials for Teaching Giving Expression about Congratulating and Complimenting others Dealing with K-13**

In designing English Teaching Materials may range from one-off, single use items to extensive programs of work where the tasks and activities build on each other to create a coherent progression of skills, concepts, and language items. Moreover, in 2013 curriculum or K-13, it was arranged that the components of the materials should apply the syllabus, where core competences must be achieved. Furthermore, this research was done with a product called Module where arranged based on K-13 and based on the students' need.

Furthermore, for the research question about need analysis the researcher found in systematic organization of materials that the students wanted materials from conversation and observation, and material with real example.

Ganjarsari found out from her survey on students of 7B class of SMP Wahid Hasyim Malang that the newest curriculum, 2013 Curriculum, which consists of many materials in one chapter that make the students to get bored. By her study, researcher conducted a research in developing the song to teach

language components for the seventh graders of SMP Wahid Hasyim Malang that evidently can support the learning activity and improve students' mastery in vocabulary, pronunciation, and grammar.

Moreover, in systematic organization of analyze learners of questionnaire, the researcher indicated that in learning English, particularly in learning adjective, noun, verb, and adverb materials was well-organized, understandable, full color, and real picture.

In addition, the result of evaluation of student's book analysis instrument by the expert, were well-defined goals. For instance, practice the useful expression, discussions, pairs, small group, and individual. The result from validation of teaching materials showed that the goals of product were clear and understandable. This module was hoped can help both the teachers and students in learning English especially about giving expression about congratulating and complimenting others materials.

## CHAPTER V

### CONCLUSIONS AND SUGGESTIONS

This chapter deals with conclusion of this research and suggestion for some people related to this research

#### **A. *Conclusions***

After conducting the research and doing data analysis, the researcher derived conclusion in this three following points :

Now days, the material used at SMAN 16 Makassar was text book only that provided by government as their source in teaching and learning process. So, that many students found the difficulties in learning English. Therefore, the researcher developed material in this case giving announcement based on 2013 curriculum at the teaching and learning material for the teacher and students at SMAN 16 Makassar.

The product was developed based on the result of the analysis of the questionnaire that distributed to the students in tenth grade students in SMAN 16 Makassar where the aim of the questionnaire was to know the students' general characteristic, entry competencies, and learning style. Based on try-out, the researcher concludes that the product giving satisfactory. Moreover, the material in the product more variety.

Based on the findings and discussions of the research that has been done, and are associated with the formulation of the research focus, it can be concluded that the systematic organization of developing giving expression about congratulating and complimenting others materials dealing with 2013

Curriculum already checked by the expert in order to validate the whole materials in a printed material and claimed that it was validated by the expert.

## **B. *Suggestions***

This part refers to the suggestions for utilization of the product, and dissemination of the product. They were discussed on the following.

### **1. Utilization**

This product is developed for the tenth grade students. It can be used in English Language Teaching Department. Therefore, it is strongly recommended for the teachers who teach English subject to use this product as their primary reference.

### **2. Dissemination**

Many ways can be done to disseminate this product. First, publishing for a commercial purpose can be the best way to disseminate it because the publisher will work hard sell it as much as possible. Second, calling a seminar or workshop can also be away to disseminate it. It means that it was promoted to the public who attend to the seminar. Finally, the internet is also one of the best alternatives to disseminate it. It can be uploaded either for commercial or free, and then we share its link to our friends, community, and groups using Facebook, Twitter, Email, and other social media.

## BIBLIOGRAPHY

- Abdul Muth'im, "Revitalization Of English Teacher Education: An Effort To Improve The Quality Of Students' Learning In English", *Articles* (English Educational Program Lambung Mangkurat University Banjarmasin Indonesia, 2014).
- Branch, Robert Maribe & Gustafson, Kent L. 2002. *Survei of Instructional Models*. New York: Syracuse University.
- Brian, Tomlinson. *Materials Development in Language Teaching*. United Kingdom: Cambridge University Press. 2011.
- Chinoda, A.M. *An Analysis of Questions Selected From Senior High Social Studies Textbook Used In Zimbabwe*. Diss. George Peabody College. 1982
- Ganjarsari. *Developing The Song To Teach Language Components for The Sevens Grades of Smp Wahid Hasyim Malang*. Thesis 2015.
- Han, Lixin. "The ASSURE Model: Integrating Technology into Learning". University of Victoria.
- Irawati. *Improving the Reading Comprehension of the First Year Students of Sma Negeri 1 Makassar Through Communicative Tasks*. Thesis. Makassar: School of Graduate studies, State University of Makassar. 2006.
- Jurilla, Jenelyn. Printed Material. Prezi, <http://prezi.com/m/0kzp6at3hwzc/printed-materials/>; 2014.
- Khasanah, Irma Nur. *The Implementation of 2013 Curriculum By The English Teacher & Its Barriers (A Case Study at The 10<sup>th</sup> Grade of SMA N 1 Rembang in 2014/2015 Academic Year)*, Thesis. Semarang: Education and Teacher Training, Faculty Walisongo State Islamic University Semarang. 2015.
- Khoir, Miftahul. "Developing English Learning Materials for Young Learners Based on Needs Analysis," Thesis. Makassar: School of Graduate Studies, State Islamic University of Alauddin. 2015.
- Limpo, Ridwan. *Developing Descriptive Text Materials Dealing with 2013 Curriculum of the Seventh Grade in MTsN. Balang-Balang*. Thesis. Makassar: School of Graduate Studies, State Islamic University of Alauddin. 2016.



- “Learnenglishyeyeye”, <https://learnenglishyeyeye.wordpress.com/august/material-congratulation/> Accessed on November 10<sup>th</sup>, 2016.
- Matthew B. Miles And A. Michael Huberman. “*Qualitative Data Analysis*” 2nd Edition; Sage Publications, 1994, p.10-12.
- Malik Ibrahim, Misykat. *Implementasi Kurikulum 2013 (Rekonstruksi Kompetensi, Revolusi pembelajaran dan Reformasi penilaian )*. Makassar: Alauddin University Press. 2014.
- Mharjay A Delacruz, *Effect of Lack on Instructional Material*, Bulacan State University:2015.
- Nunan. Principle in Materials Design. Post on 14 july 2014. Accessed on 27 October 2017. [https://prezi.com/\\_b1a5glfg-ab/principles-in-materials-design-nunan-1988/](https://prezi.com/_b1a5glfg-ab/principles-in-materials-design-nunan-1988/).
- Norlina, Hariani. *Pengembangan Bahan Ajar Bahasa Inggris Berbasis Multimedia Interaktif Kelas X Pulau Laut Timur Di Kota baru Kalimantan Selatan*. Thesis. Malang: Program Studi Pendidikan Teknologi Pendidikan Program Pasca Sarjana Universitas Negeri Malang. 2014.
- Purnamasari, Yohana Dian Ratna. *Developing English Learning Material for Grade X Students of Beauty Study Program*, Thesis. Yogyakarta: English Education Department, University of Yogyakarta. 2015.
- Rohmah, Choirul. *Developing English learning materials for grade x students of marketing study program at smk muhammadiyah 2 bantul*. Thesis. Yogyakarta: English Education Department, University of Yogyakarta. 2015.
- Sugiyono. *Metode Penelitian Pendidikan: Pendekatan Kuantitatif, Kualitatif, dan R&D*. Bandung: Alfabeta. 2015.
- Sukirman. 2013. *Developing English Word formation materials for Under graduate students at State Islamic University “Alauddin” Makassar*. Unpublished Thesis of the Degree of Master of English Language Teaching. Malang: State University of Malang.
- Widya, Yank. 2013. *Bahan ajar cetak dan non cetak*. Accessed from 16 july 2017. Post on 14 october. <https://www.scribd.com/doc/176007491/Bahan-Ajar-Cetak-Dan-Non-Cetak>.



# APPENDICES

UNIVERSITAS ISLAM NEGERI  
**ALAUDDIN**  
M A K A S S A R

**(For students)**

*Isilah identitas anda sesuai format di bawah ini & beri tanda centang pada kotak pilihan jawaban Anda.*

1. Nama : .....
2. Jenis Kelamin  
☐ Perempuan ☐ Laki-Laki
3. Tempat/tgl lahir : ...../...../.....
4. Kelas : .....
5. Alamat : .....
6. Asal Sekolah : .....
7. Kegiatan Ekstrakurikuler yang diikuti  
• .....
8. Agama  
☐ Islam ☐ Katolik ☐ Khonghucu  
☐ Kristen ☐ Hindu ☐ Lainnya  
Protestan ☐ Buddha .....
9. Bahasa sehari-hari  
☐ Bahasa Indonesia ☐ Bahasa Makassar .....  
☐ Bahasa Inggris  
☐ Bahasa Jawa  
☐ Lainnya .
10. Suku/asal daerah : .....
11. Gadget pribadi yang dimiliki  
☐ Handphone ☐ Notebook ☐ Tablet  
☐ Smartphone ☐ Komputer
12. Pekerjaan Orang tua  
• Ayah : .....  
• Ibu : .....
13. Pendidikan Terakhir orang Tua  
• Ayah  
☐ Tidak Tamat SD ☐ Tamat SMP ☐ S2  
☐ Tamat SMA ☐ S3  
☐ Tamat SD ☐ S1 ☐ Lainnya

- Ibu

- |   |                                    |  |
|---|------------------------------------|--|
| <input type="checkbox"/> Tidak Tamat SD | <input type="checkbox"/> Tamat SMA | <input type="checkbox"/> Lainnya ..... |
| <input type="checkbox"/> Tamat SD       | <input type="checkbox"/> S1        |  |
| <input type="checkbox"/> Tamat SMP      | <input type="checkbox"/> S2        |  |
|   | <input type="checkbox"/> S3        |  |

## 14. Penghasilan Orang Tua/bulan

- |  |   |
|--|---|
| <input type="checkbox"/> 100.000 - 500.000     | <input type="checkbox"/> 2.000.000 - 5.000.000  |
| <input type="checkbox"/> 500.000 - 1.000.000   | <input type="checkbox"/> 5.000.000 – 20.000.000 |
| <input type="checkbox"/> 1.000.000 - 2.000.000 | <input type="checkbox"/> > 20.000.000           |

### Entry Competencies

*Berilah tanda centang pada kotak pilihan jawaban Anda.*

- Kendala apa yang terkadang menghambat anda dalam belajar bahasa inggris?
 

<input type="checkbox"/> Vocabulary yang terbatas	<input type="checkbox"/> Kesulitan dalam pengucapan
<input type="checkbox"/> Pengetahuan Grammar yang kurang	<input type="checkbox"/> Lainnya .....
- Keterampilan/Skill bahasa apa yang menurut anda paling sulit?
 

<input type="checkbox"/> Listening (Mendengarkan)	<input type="checkbox"/> Reading (Membaca)
<input type="checkbox"/> Speaking (Berbicara)	<input type="checkbox"/> Writing (menulis)
- Apakah anda sedang/telah mengikuti Kursus bahasa inggris?
 

<input type="checkbox"/> Ya	<input type="checkbox"/> Tidak
-----------------------------	--------------------------------
- Apakah anda tahu tentang materi ungkapan selamat dan memuji orang?
 

<input type="checkbox"/> Sangat tahu	<input type="checkbox"/> Kurang tahu
<input type="checkbox"/> Tahu	<input type="checkbox"/> Tidak tahu
- Jika materi tentang memberikan ungkapan selamat dan memuji orang, maka dalam bentuk apa ucapan selamat dan ungkapan memuji tersebut anda berikan?
 

<input type="checkbox"/> Secara langsung
<input type="checkbox"/> Kartu ucapan
<input type="checkbox"/> Email/SMS
<input type="checkbox"/> Lainnya .....

## Learning Styles

*Berilah tanda silang pada salah satu jawaban yang sesuai menurut Anda*

1. Bagaimana Kebiasaan Anda dalam belajar sesuatu yang baru?
  - a. Dengan mendengarkan yang diceritakan guru.
  - b. Dengan melihat guru melakukan sesuatu
  - c. Dengan melakukan sendiri apa yang dipelajari
2. Apa yang biasa anda lakukan di dalam rumah pada waktu senggang?
  - a. Membaca buku, komik, majalah, atau surat kabar yang lucu.
  - b. Menggambar, mewarnai, mengecat, bermain game, menata ruang, dll
  - c. Menari atau melakukan pekerjaan fisik lainnya.
3. Apa yang biasa Anda lakukan paa akhir pekan?
  - a. Berbicara di telepon, HP, atau Chatting bersama kawan
  - b. Bermain musik, melakukan kegiatan seni atau mendengarkan musik
  - c. Berolahraga
4. Bagaimana cara terbaik bagi anda dalam mengingat nomor telepon?
  - a. Menyebut angka berkali-kali sambil memencet tombolnya
  - b. Berusaha membayangkan nomornya
  - c. Menulis nomornya (walaupun hanya di udara)
5. Apa yang anda perhatikan lebih banyak ketika menonton film?
  - a. Apa saja yang dikatakan seorang pemeran utama kepada lainnya
  - b. Pakaian yang digunakan, pemandangan, dan hal hal spesial di sekitarnya
  - c. Semua adegan yang membuat saya merasa bahagia, takut, atau marah
6. Ketika anda membaca buku cerita, apa yang paling diperhatikan?
  - a. Saya berpikir tentang makna kata-katanya
  - b. Saya membayangkan semua yang dibaca
  - c. Saya merasakan apa yang pemeran sedang rasakan
7. Bagaimana anda menceritakan kepada seseorang tentang binatang yang luar biasa yang pernah anda liat?
  - a. Menjelaskan dengan kata kata
  - b. Menggambar foto binatang itu (di atas kertas atau di papan tulis)
  - c. Menggunakan anggota tubuh saya untuk meniru binatang itu.
8. Saya baru memahami sesuatu itu bagus sekali setelah saya...
  - a. Memikirkan barang itu
  - b. Melihatnya
  - c. Mencobanya
9. Salah satu kebiasaan saya untuk menghabiskan waktu adalah...
  - a. Mendengar musik
  - b. Bermain video game pada komputer/laptop
  - c. Pergi berbelanja, jalan jalan atau mengerjakan sesuatu
10. Ketika saya bertemu dengan orang baru, saya biasa mengingat.
  - a. Sesuatu yang dikatakan
  - b. Pakaian yang digunakan (penampilannya)
  - c. Bagaimana dia bertindak atau berbuat

*Berilah Tanda centang pada pilihan jawaban anda*

11. Cara belajar apa yang menurut anda lebih menarik/ampuh?

- ☐ Individu
- ☐ Berpasangan
- ☐ Kelompok

12. Hal apa yang biasanya membuat anda antusias dalam mengikuti proses pembelajaran?

- ☐ Tampilan Bahan ajar yang menarik
- ☐ Model belajar yang variatif dan berbeda dari biasanya
- ☐ Media pembelajaran yang kreatif
- ☐ Lainnya



**APPENDIX 2**  
**PRINTED MATERIALS**



PRODUCT

UNIVERSITAS ISLAM NEGERI  
**ALAUDDIN**  
M A K A S S A R

### APPENDIX 3

#### Experts' judgment rubric

No	Aspects	Component	Criteria	4	3	2	1
1.	Systematic Organization of Materials	Cover Design	The Cover is informative & attractive to the target learners				
		Font	The font is clear				
			The font types are consistent & readable				
		Spacing	The spacing is appropriate				
			The spacing is consistent				
		Pictures & Illustration	The picture are relevant to the content				
			The picture and Text are well balanced				
			the Illustrations are varied and attractive to learners				
		Organization of materials	The materials are organized attractively				
			The organization of material in the form of units is appropriate				
			The materials are organized in logically ordered tasks				
		Instructional objectives	The instructional objectives are clear				
			The instructional objectives are understandable				
			The instructional objectives ordered appropriately				
			The instructional objectives reflect to the topic				
2.	Systematic English Teaching	Activities	The activities are attractive				
			The activities are motivated learners				
			The activities are varied in format				
		Example	The example are clear				
			The example are understandable				
			The example are too easy				
			The example are too difficult				
			The example help learners to understand the material				



3.	Systematic content of English	Topic	The topic are appropriate with the syllabus				
			The topic are develop attractively				
			The topic are relevant with the learners “Analyze learner”				
		Content of materials	The content of the materials is clear				
			The content of the materials is appropriate				
			The content of the materials is understandable				
			The content of the materials matches with the goals of the course				
			The content of the materials is matches the objectives of the course				
			The content of the materials is matches with the Curriculum 2013				
			The content of the materials are well-designed				
			The content of the materials is up-to-date				
4.		Language	The language used is appropriate with students’ English proficiency				
			The language is clear				
			The language is understandable				

COMMENT AND SUGGESTION:

.....

.....

.....

TTD

( )

## APPENDIX 4

### Rubric for the Students in Try Out

No	Aspek	Komponen	Kriteria	4	3	2	1
1.	Systematic Organization of Materials	Desain Sampul	Sampul informatif & menarik bagi peserta didik				
		Huruf	Penggunaan jenis huruf jelas				
			Penggunaan ukuran huruf sesuai & terbaca				
		Jarak/Spasi	Spasi tepat				
			Spasi konsisten				
		Gambar& Ilustrasi	Gambar ilustrasi relefan dengan Materi				
			Gambar Ilustrasi & teks seimbang				
			Gambar ilustrasi bervariasi dan menarik bagi peserta didik				
		Organisasi Materi	Organisasi materi menarik				
			Organisasi materi dalam bentuk unit yang sesuai				
			Materi terorganisasi dalam perintah tugas yang logis				
		Tujuan Intruksional	Tujuan instruksional jelas				
			Tujuan instruksional dapat dimengerti				
			Tujuan instruksional memerintahkan secara tepat				
			Tujuan instruksional mencerminkan topik				
2.	Systematic English Teaching	Kegiatan	Kegiatan menarik				
			Kegiatan memotivasi peserta didik				
			Format kegiatan bervariasi				
3.	Systematic content of English	Contoh	Contoh yang jelas				
			Contoh dapat dimengerti				
			Contoh terlalu mudah				
			Contoh terlalu sulit				
			Contoh membantu peserta didik untuk memahami materi				
		Topik	Topik sesuai dengan silabus				
			Topic dikembangkan dengan menarik				

			Topic dikembangkan sesuai dengan hasil analisa konteks siswa “Analyze Learner”				
		Isi materi	Isi materi jelas				
			Isi materi tepat				
			Isi materi dapat dimengerti				
			Isi materi sesuai dengan sasaran				
			Isi materi sesuai dengan tujuan				
			Isi materi sesuai dengan kurikulum 2013				
			Isi materi dirancang dengan baik				
			Isi materi yang up-to-date				
4.		Bahasa	Bahasa yg di gunakan sesuai dengan kemampuan bahasa inggris siswa				
			Bahasa jelas				
			Bahasa dapat dimengerti				

COMMENT AND SUGGESTION:

.....

.....

.....

.....

UNIVERSITAS ISLAM NEGERI  
**ALAUDDIN**  
 MAKASSAR

TTD

( )

## APPENDIX 5

### DOCUMENTATION

Researcher distributed questionnaires to students







Researcher try-out the product







# KD

## 3.2 & 4.2



*Excellent, congratulation!*

Tujuan pembelajaran

Setelah mempelajari KD 3.2, siswa diharapkan mampu:

1. Mempelajari ekspresi ungkapan selamat dan respon dari berbagai jenis teks secara tepat.
2. Menulis kartu ungkapan selamat dengan benar.
3. Membedakan Berbagai jenis –jenis kartu ungkapan selamat
4. Menerapkan ungkapan selamat di kehidupan sehari-hari dengan lancar.
5. Membedakan berbagai ungkapan selamat dan penggunaannya secara tepat.



## GETTING STARTED

### **Activity 1**

*Answer the questions below!*



*Picture1.1*

*Source: <https://2.bp.blogspot.com/K7vAEoKMA1w/WaELipJbWII/AAAAAAAAAH0I/5HcFXHn3JHwI1ahjRY5VY-AHbeFZIVPvQCLcBGAs/s1600/congratulation.jpg>*

1. Do you know about congratulating others?
2. Have you ever congratulated someone?
3. What do you say to someone who has succeeded in doing something?
4. In what occasions do you express congratulation to other people?
5. What expressions do you use to congratulate someone?

## LISTENING

### Activity 2

*Listen to your teacher reading these congratulations card and repeat after him or her.*

Picture 1



picture 1.2

source: <http://www.lakesidecorrals.com/wedding-card-congratulations/>

Picture 2

UNIVERSITAS ISLAM NEGERI  
**ALAUDDIN**  
M A K A S S A R

Picture 1.3

Source: [https://www.holidaycardsapp.com/cards/take\\_time\\_to\\_celebrate\\_graduation\\_cards](https://www.holidaycardsapp.com/cards/take_time_to_celebrate_graduation_cards)




Picture 3:

Picture 1.4

Source: <https://www.pinterest.co.uk/harmeenkaur1/congratulations-cards/>

**Picture 4**



Picture 1.5

Source: [https://www.holidaycardsapp.com/cards/birthday/birthday\\_cards\\_for\\_friends](https://www.holidaycardsapp.com/cards/birthday/birthday_cards_for_friends)



### Activity 3

Identify the types of congratulations card

Pitcure	Types of congratulations card
1	Wedding card
2	
3	
4	

## VOCABULARY

### Activity 4

Find the meaning of the word you may open your dictionary

Word	Pronounciation	Meaning
Proud	/praʊd/	Bangga
Birthday	/'bɜːθdeɪ/	
Congratulation	/kəŋgratʃə'leɪ(ə)n/	
Graduation	/grədʒʊ'eɪ(ə)n/	
Job	/dʒəʊb/	
House	/haʊs/	
Charming	/'tʃɑːmɪŋ/	
Gorgeous	/'gɔːdʒəs/	
Sweet	/swi:t/	



Cute	/kju:t/	
Wedding	/'wɛdɪŋ/	

### Activity 5

*In pairs, complete the following dialogue with the suitable expressions in the box.*

- ❖ You look charming in that white gown.
- ❖ What a gorgeous boy!
- ❖ Congratulations on your birthday.
- ❖ Thank you

Ida: Congratulations on your 22th birthday.

Nurul : Thank you.

Ija : 1) \_\_\_\_\_

Nurul : Thank you for saying so. You look so sweet in that pinkgown.

Ija : Thanks. Look, rul is coming! 2) \_\_\_\_\_

ida : He looks so cute with his new hair cut.

Nurul : Yes, you're right.

Rul : Hi, Retno. 3) \_\_\_\_\_

Nurul: Thanks. By the way, congratulations on winning the first prize on Photography Competition.

Rul: 4) \_\_\_\_\_

Ija : Your idea was brilliant. I think you're a genius.

Rul : Oh, not really.

Nurul : Anyway, let's start the party.



## READING

### Activity 6

*Read the dialogue below with your partner*

#### Dialogue 1

Ija : Is it true what the newspaper's headline said?  
Ando : What news?  
Ija : The news about you winning the national poem competition. Is it really you?  
Ando : Yeah. It is me.  
Ija : Congratulations! I am happy for you.  
Ando : Thanks a lot ija.

#### Dialogue 2

Kasmi : Riska, would you like to try this cookies?  
Riska : Sure, thanks. Kasmi I hear you graduated, right?  
Kasmi : That's right!  
Riska : Wow! Congratulation Kasmi!  
Kasmi : Oh, it's not necessary.  
Riska : No, it's a must. Let's go celebrate it.  
Kasmi : Good idea.



### Dialogue 3

Mona: Hello Rohit

Rohit: Hi Mona

Mona: Congratulation Rohit, on your promotion as a project manager.

Rohit: Thank you Mona, I worked very hard for this promotion.

Mona: You deserve it, my best wishes. Good luck with your new position

Rohit: It's very nice of you Mona, thank you once again.

Mona: So when are you going to treat us.

Rohit: I will treat you guys this weekend

Mona: See you bye

### Dialogue 4

Jhon: Congratulations Max

Max: Hah? For what Jhon?

Jhon: For your wedding Max

Max: Oh yah thank you but why you didn't come Jhon?

Jhon: Sorry Max because I have a job in the same times

Max: Okay John nevermid



## Dialogue 5

Mona :Hello Jhon congratulation on your son's birthday.

Jhon: Thank you Mona

Mona: Nice party lots of people have come.

Jhon: I just invited my close friend

Mona: Jhon, I'm hurry see you later Bye.

Jhon: Bye see you.

### Activity 7



*Identify the expressions of congratulation and response from the dialogue*

Dialogue	Expressions of congratulation	Response
1	Congratulations! I am happy for you.	Thanks a lot ija.
2		
3		
4		
5		





## SPEAKING

### Activity 8

*Study the explanations below*

EXPRESSIONS OF CONGRATULATION	
Expressions	Response
Please accept my heartiest congratulations.	Thank you.
I must congratulate you on your success.	Thanks.
Congratulations on your ..... (promotion).	Thank you very much.
Congratulation!	Thanks a lot.
It was great to hear about ...	Oh, nothing to it, actually. It's very good of you to say so.
Fantastic!	How nice of you to say so.
Terrific!	Thank you very much for saying so.
I'd be the first to congratulate you on...	I'm glad you think so.
I'd like to congratulate you on ...	Oh, it's nothing special actually.
Please accept my warmest congratulations.	Oh, I have a lot to learn yet.
May I congratulate you on ...	Oh, thanks.
I must congratulate you.	Oh, not really.
Nice done, congratulations!	It's very good of you to say so.



### Activity 9

*In a group of three, discuss how you express congratulation for the situations and report the results of your discussion in front of the class.*

Mothers day	
Father's day	
Engagement	
Happy new year	
Valentines day	
Eid Al Fithr	
Christmas	
Getting promotion	

### ROLE PLAY

### Activity 10

*Choose one of these role play cards then make a dialogue based on the situations below. Act it out in a group of three.*

#### ROLE CARD A

You and your close friend congratulate your classmate who gets winner of reading poem competition.

#### ROLE CARD B

Your brother wins a free ticket to watch Justin Bieber concert in Australia .  
You and your mother congratulate him

#### ROLE CARD C

Your cousin wins the first prize on the Movie Festival. You and your sister congratulate him.

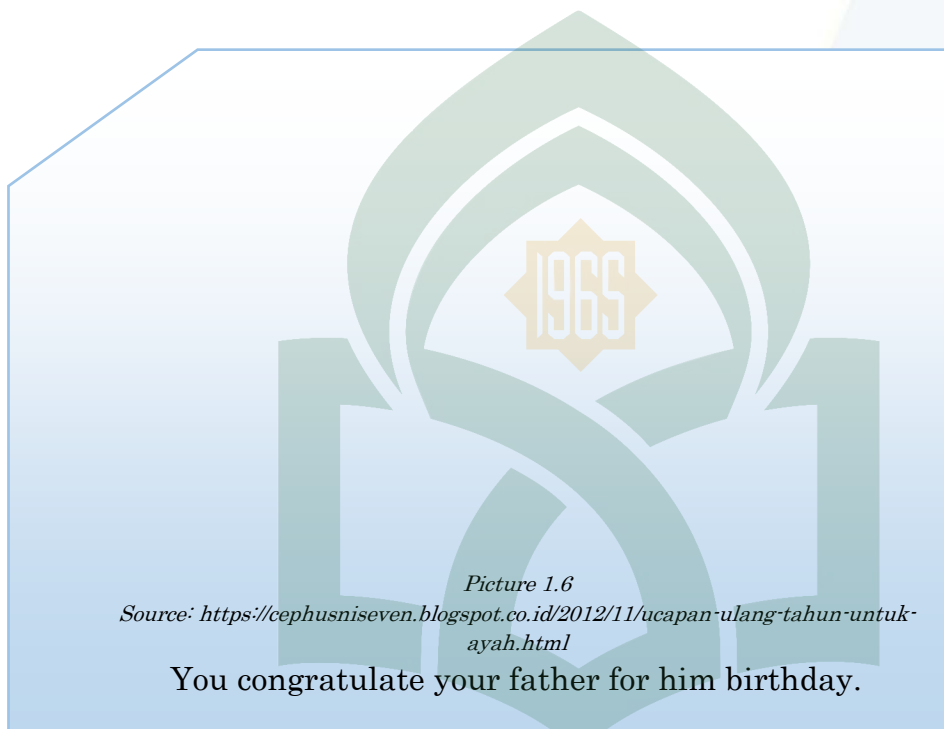




## WRITING

### Activity 11

*In a Groups, Give the most appropriate expression and response of congratulation based on the pictures below and write on your book.*



*Picture 1.8*

*Source: <http://www.karikaturjogja.com/2013/05/KarikaturVektorWisuda.html>*

You congratulate wiwi for being the best in the graduation day.

UNIVERSITAS ISLAM NEGERI  
**ALAUDDIN**  
M A K A S S A R

*Picture 1.9*

*Source: <https://www.google.com/search?tbm=isch&q=gambar+animasi+seseorang+memberi+salamat+kepada+temannya+karena+menang+lomba>*

You congratulate nia because she becomes the runner up in the poetry reading competition.



## Activity 12

Write congratulation cards about (pick up three):

1. *Wedding day*
2. *Winning a competition*
3. *A job promotion*
4. *Moving to new house*
5. *Being selected a chairman of a student organization*
6. *Engagement day*
7. *New birth*

## REFLECTION

Before studying this material	I didn't understand.....
While studying this material,	I had some difficulties.....
After studying this material, I am sure	I understand.....

Knowledge exists potentially in the human soul like the seed in the soil; by learning the potential becomes actual.

AL-GHAZALI





## REFERENCES

<http://www.hanibi.com/2013/06/complimenting-congratulation-requesting.html>

<http://eprints.uny.ac.id/8234/5/LAMPIRAN-07202244045.pdf>

<http://www.lakesidecorrals.com/wedding-card-congratulations/>

[https://www.holidaycardsapp.com/cards/take\\_time\\_to\\_celebrate\\_graduation\\_cards](https://www.holidaycardsapp.com/cards/take_time_to_celebrate_graduation_cards)

<https://www.pinterest.co.uk/harmeenkaur1/congratulations-cards/>

[https://www.holidaycardsapp.com/cards/birthday/birthday\\_cards\\_for\\_friends](https://www.holidaycardsapp.com/cards/birthday/birthday_cards_for_friends)

<http://www.cybertokoh.com/news/2017/03/15/4633/percaya-diri-menang.html>

<https://cephusniseven.blogspot.co.id/2012/11/ucapan-ulang-tahun-untuk-ayah.html>

UNIVERSITAS ISLAM NEGERI  
**ALAUDDIN**  
M A K A S S A R



# KD 3.2 & 4.2

*Oh Great!*

UNIVERSITAS ISLAM NEGERI

Tujuan pembelajaran

Setelah mempelajari KD 3.2, siswa diharapkan mampu:

1. Mengidentifikasi fungsi sosial, struktur teks, dan unsur kebahasaan pada ungkapan pujian serta responnya secara tepat.
2. Menerapkan ungkapan pujian di kehidupan sehari-hari dengan lancar.
3. Menulis kartu ungkapan pujian dan mengidentifikasi struktur teks yang digunakan dengan tepat.
4. Membedakan berbagai ungkapan pujian dan penggunaannya secara tepat.

## WARMING UP

### **Activity 1**

*Teacher will ask you, what topic we are going to discuss today.*



Picture 1.1

Source: <http://www.bahasainggrisoke.com/wp-content/uploads/2016/03/giving-compliment.png>

1. Do you know about complimenting?
2. Have you ever given a compliment?
3. When did you do it?
4. How did you express it?
5. How do you feel when someone gives you a compliment?



## PRONUNCIATION

### Activity 2

*Listen to your teacher reading these words. Repeat after him or her*

Compliment	(Noun)	/'kɒmplɪm(ə)nt/
Modest	(Adjective)	/'mɒdɪst/
Outfit	(Noun)	/'aʊtfɪt/
Fashionable	(Adjective)	/'fæʃ(ə)nəb(ə)l/
Graduation	(Noun)	/grədʒʊ'eɪʃ(ə)n/
Awesome	(Adjective)	/'ɔ:s(ə)m/
Birthday	(Noun)	/'bɜ:θdeɪ/
Gown	(Noun)	/gaʊn/
Good	(Noun)	/gʊd/
Motivate	(Adverb)	/'məʊtɪveɪt/
Cute	(Adjective)	/kju:t/
Talent	(Noun)	/'tælənt/
House	(Noun)	/haʊs/
Amazing	(Adjective)	/ə'meɪzɪŋ/
Performance	(Noun)	/pə'fɔ:m(ə)ns/

### Activity 3

*Find the meaning of word. You may open your dictionary*

No	Word	Pronunciation	Meaning
1	Compliment	/'kɒmplɪm(ə)nt/	Pujian
2	Modest	/'mɒdɪst/	
3	Outfit	/'aʊtfɪt/	



4	Fashionable	/ˈfəʃ(ə)nəb(ə)l/	
5	Graduation	/ɡrədʒʊˈeɪʃ(ə)n/	
6	Awesome	/ˈɔ:s(ə)m/	
7	Birthday	/ˈbɜ:θdeɪ/	
8	Gown	/gaʊn/	
9	Good	/ɡʊd/	
10	Motivate	/ˈməʊtɪveɪt/	
11	Cute	/kju:t/	
12	Talent	/ˈtælənt/	
13	House	/haʊs/	
14	Amazing	/əˈmeɪzɪŋ/	
15	Performance	/pəˈfɔ:m(ə)ns/	

## VOCABULARY

### Activity 4

*Match the word with their Indonesian equivalents than compare with your friend.*

Nail (Noun)	Suara
Dress (Noun)	Buku
Book (Noun)	Membuat
Sing (Verb)	Pakean
Make (Verb)	Semangat
Smell (Noun)	Kuku
Job (Noun)	Mimpi
Spirit (Noun)	Menyanyi
Cat (Noun)	Bau
Voice (Noun)	Pekerjaan
Dream (Noun)	Kucing



## READING

### Activity 5



*Read the conversation below. Practice it with your friend.*

- Rahmi : Hello. How are things going on, Sinta ?
- Sinta : Hi. Good, and you?
- Rahmi : I'm feeling great today. How was your weekend with your family in Batu?
- Sinta : Excellent! We had a lovely time there. You should have gone there with us.
- Rahmi : Really? Hey, what a beautiful skirt you are wearing. It matches your blouse.
- Sinta : Thanks a lot. My sister bought it for me last month.
- Rahmi : Wow! That's wonderful.
- Sinta : Oh, Rahmi, can I ask you something?
- Rahmi : Oh, sure. Please.
- Sinta : Have you finished writing the book we discussed two months ago?
- Rahmi : Yes. Come to my room. Look at this. What do you think?
- Sinta : Terrific. I like the cover. Let me see the contents. This book is excellent. You really did a great job.
- Rahmi : Thanks a lot. You've inspired me to do this.
- Sinta : Your publisher should send it to all bookstores here.
- Rahmi : Yes, you're right. The publisher will do it for me.
- Sinta : Well, that's great. I am proud of you, Rahmi. By the way, I've got to go now. Have a nice day!



### Activity 6

*Identify the Expressions of Complimenting and Response from the Dialogue.*

No	Expressions of Complimenting	Response
1	what a beautiful skirt you are wearing.	Thanks a lot.

### Activity 7

*Read the conversation below:*

Nabila : Hi, Sari! How are things?

Sari : Fine, and you?

Nabila : I'm feeling great today. How was your weekend at the beach?

Sari : Terrific! We had a lovely time there. You should go there.

Nabila : Really? Hey, what a beautiful blouse you are wearing, it matches your skirt.

Sari : Thanks. My mother gave it to me on my birthday.

Nabila : Wow! That's wonderful. Oh, Sari, I almost forget. Can I ask you something?





Sari : Oh, sure. What's up?

Nabila : Have you finished typing the annual report we made last week?

Sari : Yes, mean this?

Nabila : Yeah, Hmmm, I think this report is excellent. Thanks a lot Sari.  
You did a great job. Now I have to give it to the director immediately.

Sari : OK. You'd better hurry. He may be waiting for it.

Nabila : Well, he probably is. Thanks again, Sari. Have a nice day!

### **Activity 8**

*Individually, answer the question below!*

1. Who are involved in the dialogue above?
2. Where does the conversation take place?
3. What is the relationship of the two speakers?
4. Who went to the beach?
5. Did she enjoy it?
6. What is she wearing?
7. What does Nabila say to compliment Sari?
8. Who made the annual report?
9. Did Sari do it well?
10. What does Sari say to compliment Sari?





## SPEAKING

### INFORMATION!

Three ways to give a compliment:

1. By saying something nice about the object

2. By asking how the person made it or where it was bought (but not how much it cost)

3. By asking for another look or another serving, if it is food. In certain case, you may accept the compliment but deny what the person has said to compliment you.

UNIVERSITAS ISLAM NEGERI

ALAUDDIN

MAKASSAR

### **Activity 9**

*Study the explanations below*

#### 1. Complimenting on personal appearance / person's clothes

- You look nice
- You look amazing
- What a lovely dress!
- What a lovely T-Shirt
- I like your T-Shirt very much
- What a beautiful hair



- You look amazing tonight
- I like your new haircut.
- That dress is very match for you
- You look good in that dress.
- You're looking good
- You're looking pretty

## 2. Compliment for cooking

- You are a great cooker
- What a delicious food
- This soup is very delicious, I like it very much
- You are really a good chef
- That's a lovely cake.
- That was a nice lunch.
- You're really a good cook.

## 3. Compliment for success/ achievement

- You have done great job
- You make us proud
- We are proud of you
- You're doing great.
- Well done.
- Fantastic!
- Etc.

## 4. Response

- I'm glad you like it.
- Thank you so much.
- Really? Thanks.
- Thanks.
- Thank you very much. It's nice of you to say so.
- Thanks a lot.
- Thank you very much for saying so.
- Oh thanks.
- Oh not really.
- Oh there's nothing to it
- Yours is even nicer
- Thank you for saying so
- Oh not really
- How kind of you to say so.



### **Activity 10**

*In a group of four, discuss how you give and respond to compliments for the situations below and practice in front of the class with your group.*

Situations	In English
One's special cuisine	Compliment: <b>That was a great dinner. You must have spent all day cooking.</b> Response: <b>Thanks. But it really only took an hour.</b>
One's attire	Compliment: Response:
One's success	Compliment: Response:
One's physical appearance	Compliment: Response:
One's remarkable accomplishment	Compliment: Response:
One's impressive performance	Compliment: Response:








## GRAMMAR REVIEW

### PRESENT TENSE

#### **Activity 11**

*Read the following compliment card. Pay attention to the tense used.*



UNIVERSITAS ISLAM NEGERI

Picture 1.2

Source: <http://newshub.in/featured/happy-teachers-day-2017-wishes-images-greetings-quotes-status/3039/>

*I am very grateful to have a teacher like you, sir. You are the most patient teacher I have ever met. You always cope with students with various personalities without being angry or even violent. In addition, me as one of student who is slow in understanding really helped with the method of learning that you use, there is always something new that you give. Thanks sir. I hope you continue to dedicate yourself as a hero for Indonesia.*



*Study the following table on how to make sentence in present tense.*

Type	Rule	Example
<b>Singular subject</b>	I + am	I am very grateful...
	I + Verb (Present)	I hope...
	You + are	You are the most patient teacher
	You + verb ( present)	You use...
	he/ she/it + is	It is very pleasure
	he/ she/it + Verb + -s/-es	She eats
<b>Plural subject</b>	They/ We	They drink We learn

### **Activity 12**

*From the example above make a complimenting card using present tense.*

### **Activity 13**

*Arrange the words to make sentences. Number one has done for you*

- Great / they / and / are / people / successful  
Answer: they are great and successful people.
- Are / good at / you / math / usually  
Answer:
- Have/you/ a/such/nails!/beautiful  
Answer:
- Husband/ is/ a/ great/ he  
Answer:
- Is/ very/ she/talented  
Answer:



6. Have/ a/ smell/you/good

Answer:

7. Outfits/is/awesome/your/today!/so

Answer:

8. Always/my/make/ dessert/ mother/delicious/a

Answer:

9. Are/my/friend/they/best

Answer:

10. Sunlight/my/he/is/rain/the/in

Answer:

## PAST TENSE

### Activity 14

*Read the following cards. Pay attention to the tense used.*

*Dear Amalia,*

*I just wanted to say a huge thank you for all your help on the morning of my wedding. Both the hair and makeup were fantastic and I was really pleased with how I looked on the day. Many family and friends commented on my hair and natural makeup look and the fact it really suited me. This was all down to you. I also wanted to say a special thank you for the wide support you offered on the morning with the dress and last minute arrangements. This really was appreciated.*

*kattherinne*

#### Information!

The words printed in blue are in simple past tense

Use the simple past tense for actions that took place in the past.

After “y” preceded by consonant, the “y” is changed to “I” and “ed” is added (carried, permitted)

After a single consonant preceded by single stressed vowel, the final consonant is doubled before “ed” (stopped, permitted)

After final “e”, only “d” is added (changed, argued)



Study the following table on how to make sentence in simple past tense.

Type	Rule	Example
<b>Regular verbs</b>	<u>Add-ed to the verb</u>  Want – wanted  Look – looked	❖ I just wanted.... ❖ I looked on the day.
<b>Irregular verbs</b>	Am – was  Is – was  Are - were  Has/ have – had	❖ I was really pleased.... ❖ Both the hair and makeup were fantastic... ❖ This really was appreciated.

### Activity 15



From the example above make a complimenting card using simple past tense.

### ROLE PLAY

### Activity 16

Work in group of three. Act out a dialogue based on one of the following situations. Use the expressions of compliment.

#### SITUATION CARD A

Your friend plays the piano well. What will you and your friend say to him?

#### SITUATION CARD B

Your friend cooks delicious meal. What will you and your friend say to her?

#### SITUATION CARD C

Your friend plays the chess well. What will you and your friend say to him?







## WRITING

### Activity 17

*Give the most appropriate expression of compliment based on the pictures below.*



*Picture 1.3*

*Source: <https://www.wikihow.com/Compliment-a-Guy>*

Ida gives a compliment to Fander who is Plays Guitar nicely.

UNIVERSITAS ISLAM NEGERI  
**ALAUDDIN**  
M A K A S S A R

*Picture 1.4*

*Source: <https://www.wikihow.com/Compliment-a-Guy>*

Ina is compliment Reno for his new coat



Picture 1.5

Source: <https://www.dreamstime.com/stock-illustration-woman-choosing-shoes-beautiful-brunette-pair-black-fashionable-high-heels-assistance-sales-clerk-image43586801>

Pipi is compliment Lili for her new shoes

Picture 1.6

Source: <https://www.wikihow.com/Compliment-a-Woman's-Personality>

Dedi is seeing Mita. He gives a compliment for her new hair cut.



### **Activity 18**

*Let's play game!*

#### **“Survey” Game**

*Teacher asks the students to make a group of three. Students give their friends compliment. The other students respond it. Then, put the information in the table. Students report the result to the class.*



UNIVERSITAS ISLAM NEGERI

Name of student	Compliment	Respond





## REFLECTION

Before studying this material	I didn't understand.....
While studying this material,	I had some difficulties.....
After studying this material, I am sure	I understand.....

UNIVERSITAS ISLAM NEGERI  
**ALAUDDIN**  
 MAKASSAR

"The essence of knowledge is to know what obedience and worship are"

-Abu Hamid al-



## REFERENCES

- <http://www.bahasainggrisoke.com/wp-content/uploads/2016/03/giving-compliment.png>
- <http://azbahasainggris.com/contoh-kalimat-compliment-dalam-bahasa-inggris>
- <http://rosanrespino.blogspot.com/2011/11/singular-and-plural.html>
- <http://newshub.in/featured/happy-teachers-day-2017-wishes-images-greetings-quotes-status/3039/>
- <https://www.wikihow.com/Compliment-a-Guy>
- <https://www.dreamstime.com/stock-illustration-woman-choosing-shoes-beautiful-brunette-pair-black-fashionable-high-heels-assistance-sales-clerk-image43586801>
- <https://www.wikihow.com/Compliment-a-Woman's-Personality>
- <http://samuderabahasainggris.blogspot.com/2016/04/ogcomplimenting-expressions-beserta.html>
- <http://eprints.uny.ac.id/8234/5/LAMPIRAN-07202244045.pdf>
- <https://najmimaulana.wordpress.com/2008/11/03/expressing-complimentingupraising/>

UNIVERSITAS ISLAM NEGERI  
**ALAUDDIN**  
M A K A S S A R



## **CURRICULUM VITAE**

The researcher, Ija Try Saputri Kadir was born on April 06<sup>th</sup> 1995 in Makasar, South Sulawesi. She is the third child of five siblings of H. Abd. Kadir lauttu and Hj. Misra jamaluddin. In 2001, she started her education in Elementry school, SDN 51 Langnga and graduated in 2007, she continued her study in Junior High school, SMPN 1 Langnga and graduated in 2010. Then she continued her study in Senior High school, SMAN 1 Patobong and graduated in 2013. In the following years, she continued her study at State Islamic University (UIN) Alauddin Makassar. She was majoring in English Education Departement in Tarbiyah and Teaching Science Faculty started 2013 until 2017.

Besides a student at the University, she was also active in some organizations they are United English Forum (UEF) and Student's Association of English Departement.

