


**THE USE OF SHOW AND TELL (S&T) METHOD IN TEACHING
VOCABULARY AT THE SECOND YEAR STUDENTS OF JUNIOR HIGH
SCHOOL (SMP) NEGERI 4 GALESONG SELATAN
KABUPATEN TAKALAR**



A Thesis

*Submitted in Partial Fulfillment of the Requirement for the Degree of
Sarjana Pendidikan in English Education Department of
Tarbiyah and Teaching Science Faculty of
UIN Alauddin Makassar*

UNIVERSITAS ISLAM NEGERI
By:
NURVITASYARI
Reg. Number: 20400113153
ALAUDDIN
MAKASSAR

**ENGLISH EDUCATION DEPARTMENT
TARBIYAH AND TEACHING SCIENCE FACULTY
ALAUDDIN STATE ISLAMIC UNIVERSITY
MAKASSAR
2017**

PERNYATAAN KEASLIAN SKRIPSI

Mahasiswi yang bertanda tangan dibawah ini:

Nama : Nurvitasvari
Nim : 20400113153
Tempat/Tgl.Lahir : Bontociniayo, 11 Mei 1994
Jur/Prodi/Konsentrasi : Pendidikan Bahasa Inggris
Fakultas/Program : Tarbiyah dan Keguruan
Alamat : Samata
Judul : *"The Use of Show and Tell (S&T) Method in Teaching Vocabulary at the Second year Students of Junior High School (SMP) Negeri 4 Galesong Selatan Kabupaten Takalar"*

Menyatakan dengan sesungguhnya dan penuh kesadaran bahwa skripsi ini benar adalah hasil karya sendiri. Jika dikemudian hari terbukti bahwa ia merupakan duplikat, tiruan, plagiat, atau dibuat oleh orang lain, sebagian atau seluruhnya, maka skripsi dan gelar yang diperoleh karenanya batal demi hukum.

Samata-Gowa, 13 Oktober 2017

Penyusun,



Nurvitasvari
20400113153

UNIVERSITAS ISLAM NEGERI
ALAUDDIN
M A K A S S A R

PERSETUJUAN PEMBIMBING

Pembimbing penulisan skripsi saudara Nurvitasari, nim : 20400113153, mahasiswi jurusan Pendidikan Bahasa Inggris pada Fakultas Tarbiyah dan Keguruan UIN Alauddin Makassar, setelah meneliti dan mengoreksi secara seksama skripsi berjudul, "The Use of Show and Tell (S&T) Method in Teaching Vocabulary at the Second year Students of Junior High School (SMP) Negeri 4 Galesong Selatan Kabupaten Takalar", memandang bahwa skripsi tersebut telah memenuhi syarat-syarat ilmiah dan dapat disetujui untuk diseminarkan.

Demikian persetujuan ini diberikan untuk diproses lebih lanjut.

Samata-Gowa, 13 Oktober 2017

Pembimbing I

Pembimbing II



Dr. H. Nur Asik, M. Hum
NIP. 19570117 198203 1 001



Dra. Hj. St. Azisah, M. Ed. St., Ph. D.
NIP. NIP. 196712311993032016

UNIVERSITAS ISLAM NEGERI
ALAUDDIN
M A K A S S A R

PENGESAHAN SKRIPSI

Skripsi yang berjudul "The Use of Show and Tell (S&T) Method in Teaching Vocabulary at the Second year Students of Junior High School (SMP) Negeri 4 Galesong Selatan Kabupaten Takalar" yang disusun oleh saudari Nurvitasari, Nim: 20400113153, Mahasiswi Jurusan Pendidikan Bahasa Inggris pada Fakultas Tarbiyah dan Keguruan UIN Alauddin Makassar, telah diuji dan dipertahankan dalam sidang munaqasyah yang diselenggarakan pada hari **Senin, 30 Oktober 2017 M** bertepatan dengan 10 Safar 1439 H dan dinyatakan dapat diterima sebagai salah satu syarat untuk mendapatkan gelar Sarjana Pendidikan (S.Pd.) pada Fakultas Tarbiyah dan Keguruan Program Studi Pendidikan Bahasa Inggris dengan beberapa perbaikan.

Samata-Gowa, 30 Oktober 2017 M
10 Safar 1439 H

DEWAN PENGUJI

(SK. Dekan No. 2520 Tertanggal 27 Oktober 2017)

Ketua	: Dr. Hamka, M.Th.I.	(.....)
Sekretaris	: Dr. Sitti Aisyah Chalik, S. Ag., M.Pd.	(.....)
Munaqisy I	: Dr. Kamsinah, M.Pd.I.	(.....)
Munaqisy II	: Sitti Nurpahmi, S. Pd., M.Pd.	(.....)
Pembimbing I	: Dr. H. Nur Asik, M. Hum.	(.....)
PembimbingII	: Dra. Hj. St. Azisah, M. Ed. St., Ph. D.	(.....)

UNIVERSITAS ISLAM NEGERI

ALAUDDIN

M A K A S S A R

Diketahui oleh:

Dekan Fakultas Tarbiyah dan Keguruan
UIN Alauddin Makassar, //

Dr. H. Muhammad Amri, Lc., M. Ag.
NIP. 19730120 200312 1 001

ACKNOWLEDGEMENTS



In the name of Allah, the Most Gracious and the Most Merciful!

Alhamdulillah rabbil'Alamin, the researcher would like to express her most profound gratitude to Allah S.W. T, for his blessing and mercies so that the writer could start and finish writing this research report as who has given guidance, mercy, and good health. Salam and Shalawat are delivered to our beloved prophet Muhammad SAW who has brought the human being from darkness into the lightness.

During the writing this thesis, the researcher realizes that she received much assistance, suggestion and advice from the number person. Without the suggestion, advice and assistance of this people, this thesis would never have existed. Therefore, the researcher would also like to express her appreciation and sincere thanks to them especially to the following.

1. **Prof. Dr. H. Musafir Pababbari, MS.**, the Rector of State Islamic University of Alauddin Makassar for his advice during her study at the university.
2. **Dr. H. Muhammad Amri, Lc, M.Ag.**, The Dean of Tarbiyah and Teaching Science Faculty of the State Islamic University of Alauddin Makassar.
3. **Dr. Kamsinah, M.Pd.I.**, and **Sitti Nurpahmi, S.Pd., M.Pd.**, as the Head and Secretary of English Education Department of Tarbiyah and Teaching Science Faculty of UIN Alauddin Makassar.
4. **Dr. H. Nur Asik, M.Hum.** and **Dra. Hj. St. Azisah, M.Ed.St., Ph.D** as the first and second consultants, thanks so much for their valuable, advice and great suggestion during the writing of this thesis.

5. Thank you so much to all of the **lectures of English Education Department, all of the staffs in Tarbiyah and Teaching Science Faculty, UIN Alauddin Makassar** for their guidance, support and help during the researcher as the student in UIN Alauddin Makassar.
6. The researcher's deepest appreciation to her beloved parents, **Saruddin** and **Muliati**, who always give her unlimited affection, sacrifice, prayer, and support her in finishing this thesis. Thanks to beloved sister and brother, **Ratna, Aminah, Syarif** and **Saleh**, for their prayer and motivation to support the researcher in finishing her thesis.
7. **M. Jefri S.Pd., M.MPd**, as the head master of SMP Negeri 4 Galesong Selatan Kabupaten Takalar who has gave me time and chance for doing research in SMP Negeri 4 Galesong Selatan Kabupaten Takalar.
8. **Hawati, S. Pd**, the English teacher of SMP Negeri 4 Galesong Selatan Kabupaten Takalar who has gave me time and chance for doing research in SMP Negeri 4 Galesong Selatan Kabupaten Takalar especially for Class VIII A and VIII B.
9. Thanks to the students of SMP Negeri 4 Galesong Selatan Kabupaten Takalar, especially VIII A and VIII B as respondent of the research.
10. Thanks to my lovely friends, **Arman, Naja, Akhyar, Tari, Kasma, Rahma, Emi, Mirna, Wiwi, Arni, Rini, Misbah**, and **Kiki**, for everything that they given to the researcher's life. Thanks for all of your suggestion, affection and togetherness. The researcher was really praise recognized them.
11. Big thanks to all of the researcher's family, **Baharuddin, Amiruddin** and **Nur Lela**. Thanks for their financial aid and prayer, motivation and

sacrifices' for the researcher success. Thanks to my lovely nephews and nieces, **Alam, Rahman, Ilham, Razak, Amel, Wardah, Zahra, Naura** and **Rahmat** thanks for all humor and prayer.

12. The researcher's roommate's, **Riska, Wafaa, Hasni** and **Supi**. Thanks for all of things that they given to the researcher's life. Thanks for friendship, humor, time, advice and togetherness.

13. All of the researcher's best friend from **English Education Department 2013, especially for PBI 7,8**, thanks for friendship and togetherness.

14. Big thanks to the researcher's friends in KKN Soppeng (Parenring) **Reskiana, Subra, Ilma, Dila, Indri, Aqram, Yuzry, Nur** and **Ari**. Thanks for their nice suggestion, motivation, time, friendship and togetherness.

15. All of the people who have taken a part in finishing this thesis which couldn't be mentioned by the researcher one by one.

Finally, by reciting *Alhamdulillah Robbil Alamin*, the researcher can finish her thesis successfully. Suggestions, corrections and advice very necessary to the researcher for reader in future. May Allah SWT blesses our prays and efforts. Aamiin...

UNIVERSITAS ISLAM NEGERI
Samata-Gowa, 13 Oktober 2017

ALAUD DIN
M A K A S S A R


Nuryitasari
20400113153

LIST OF CONTENTS

	Page
TITLE PAGE	i
PERNYATAAN KEASLIAN SKRIPSI.....	ii
PERSETUJUAN PEMBIMBING.....	iii
PENGESAHAN SKRIPSI.....	iv
ACKNOWLEDGMENTS	v
LIST OF CONTENTS	viii
LIST OF FIGURES	x
LIST OF TABLES	xi
LIST OF APPENDICES.....	xii
ABSTRACT	xiii
CHAPTER I. INTRODUCTION	
A. Background	1
B. Research Problem.....	3
C. Research Objective.....	3
D. Research Significance	3
E. Research Scope	4
F. Operational Definition of Terms	4
.....	
CHAPTER II. REVIEW OF RELATED LITERATURE	
A. Preview of Related Research findings.....	5
B. Some Pertinent Ideas.....	7
1. The Concept of Vocabulary.....	7
a. Definition of Vocabulary.....	7
b. Types of Vocabulary.....	8
c. Parts of Vocabulary.....	11
d. Functions of Vocabulary.....	12
e. Teaching and Learning Vocabulary.....	12
f. The students need to know about vocabulary.....	13
g. Some Tips in Learning English Vocabulary.....	15
h. Some Techniques in Teaching Vocabulary...	17
2. The concept of Show and Tell (S&T) Method.....	18
a. The definition of Show and Tell (S&T) Method...	18
b. Application Show & Tell (S&T) Method.....	19
c. The Benefits of Show & Tell (S&T) Method	21
d. The Advantages of Show & Tell Method.....	22
e. The Disadvantages of Show & Tell (S&T) Method..	22
f. The learning steps by show & Tell (S&T) Method...	23
C. Theoretical Framework	24
D. Hypothesis.....	25

CHAPTER III RESEARCH METHOD	
A. Research Method	26
1. Research Design.....	26
2. Research Variable.....	27
B. Population and sample	27
C. Research instrument	28
D. Data collecting procedures	28
E. Data analysis technique.....	31
CHAPTER IV FINDINGS AND DISCUSSIONS	
A. Findings	34
B. Discussions	39
CHAPTER V CONCLUSIONS AND SUGGESTIONS	
A. Conclusions	42
B. Suggestions	43
BIBLIOGRAPHY.....	44
APPENDICES.....	47
CURRUCULUM VITAE.....	



LIST OF FIGURES

Figure 2.1	Conceptual Framework.....	23
Figure 3.1	Research Design.....	25



LIST OF TABLES

	page
Table 4.1 The distribution of frequency and percentage of score Experimental Class in pre-test.....	36
Table 4.2 The distribution of frequency and percentage of score Experimental Class in post-test.....	37
Table 4.3 The distribution of frequency and percentage of score Experimental Class in Pre-test.....	38
Table 4.4 The distribution of frequency and percentage of score Controlled Class in Post-test	38
Table 4.5 The mean score and standard deviation of Experimental Class And Controlled Class in pre-test and post-test	39
Table 4.6 Distribution the value of t-test and t-table.....	39

LIST OF APPENDICES

Appendix I	: Students' attendance list	48
Appendix II	: Score of students pre-test and post-test in experimental class (VIII A)	50
Appendix III	: Score of students pre-test and post-test in Controlled class (VIII B)	51
Appendix IV	: The mean score of experimental and controlled class.....	52
Appendix V	: Standard deviation of Experimental class and controlled class.....	53
Appendix VI	: The significance different	56
Appendix VII	: The distribution of T-Table	57
Appendix VIII	: Lesson plan	58
Appendix IX	: Research instrument.....	78\
Appendix X	: Documentation.....	82

CHAPTER I

INTRODUCTION

A. Background

English was as an international language used as a tool for communication in daily life and in academic activities. In Indonesia, English as a foreign language was formally taught in schools from junior high school until university. It had become an obligatory subject and as one of the subjects examined in the National Examination. Furthermore, there were so many elements in English such as vocabulary. Vocabulary was a smallest element in English that had to be mastered by students because without vocabulary we could not understand each other's and we could not express our opinion, feeling and ideas. On the other hand, teaching vocabulary was very hard, because the teachers had to choose an appropriate ways in order to make the learning process effectively. So, the students enjoyed and relaxed learning vocabulary and they could master it. There were many factors that made the students difficult in mastering vocabulary. Allen (1999) stated that lack of interest, self confidence, motivation, teacher and environment are factors that hamper students to master English vocabulary.

Based on the pre-observing that was done in SMP Negeri 4 Galesong Selatan Kabupaten Takalar in class VIII, the researcher found 3 problems; 1) The students could not understand the meaning and did not know how to write the word, because the students were very lazy to memorize the meaning of the words, the students just saw the words on dictionary without memorizing their meaning and without giving attention about the written form. 2) The students could not

pronounce the words well, because the students just read the words based on its writing, they did not observe the way to pronounce the words. 3) The teacher still used a traditional method in teaching English, in this problems the teachers just gave list vocabulary to students and asked them to memorize the vocabulary, which made the students did not interest and feel bored in learning process.

By those conditions, the researcher assumed that the teaching of English must be really improved with some practical and easy ways. The teacher had to choose an appropriate method in teaching vocabulary, because it was not easy to teach English especially vocabulary without using suitable method. Teaching vocabulary was like teaching other social science, which needed suitable techniques or methods in order to get the successful learning. One of the good techniques or methods was *Show and Tell (S&T)* method. The method used by the teacher could influence the success or failure in language learning.

Gordon, M & Harel, D (2000) stated that *Show and Tell (S&T)* is the new method combines natural language parsing methods with user interaction and uses these to create an intelligent user interface. *Show and Tell (S&T)* method is a good and new method for helping the teaching and learning process, it can improve students' intelligence in vocabulary by translating the materials.

Based on the explanation above, the researcher tried to conduct an experimental research entitled ***“The Use of Show and Tell (S&T) Method in Teaching Vocabulary at the Second Year Students of Junior High School (SMP) Negeri 4 Galesong Selatan Kabupaten Takalar ”.***

B. Problem Statement

Based on the background above, the researcher would like to formulate the research question as follow: “To what extent does *Show and Tell (S&T)* method improve students’ vocabulary of the second year students of SMP Negeri 4 Galesong Selatan Kabupaten Takalar?”.

C. Objective of Research

Based on the research problem above, the researcher aims is to find out the improvement of the students’ vocabulary after using *Show and Tell (S&T)* method of the second year students of SMP Negeri 4 Galesong Selatan Kabupaten Takalar.

D. Research Significance

This research was expected to provide significant contribution both theoretically and practically.

1) Theoretical significance

This research was hopeful to be able to contribute and provide empirical evidence to support the effectiveness of using *Show and Tell (S&T)* method in the teaching and learning process, especially to vocabulary teaching.

2) Practical significance

Firstly, the teacher could use the material easier and the teacher would have a new method to teach vocabulary trough *Show and Tell (S&T)* method. In addition, the teacher could make this method to be an interesting method in other the students easy to understand in learning English vocabulary. Secondly, the students could enjoy and understand easily the learning process and not to be

bored when the teacher gave the material. The last for researcher, this research was expected to be a reference for other researchers and gave the sources of information.

E. Research Scope

This research was limited and focused on the use of *Show and Tell (S&T)* method in teaching vocabulary. In vocabulary just focused on noun such as fruits, foods, drinks, animals and the students favorite things. This research took a place at the second year students of SMP Negeri 4 Galesong Selatan Kabupaten Takalar.

F. Operational Definition of Terms

1. Vocabulary

Vocabulary was the first element that the English learner should learn in order to master English well besides vocabulary was the word of language which had meaning and function. Then from the word people could make up a language to communicate with others.

2. *Show and Tell (S&T)* method

Show and Tell (S&T) method is one a new method, where this method showing something to students in picture form and mention the pictures' name. By this method can improve their vocabulary mastery students, because this method very easy and simple.

CHAPTER II

REVIEW OF RELATED LITERATURE

This chapter discuss about the related findings, theoretical frameworks, and hypothesis.

G. Preview of Related Research Findings

There were many researches which had been conducted relating to teaching vocabulary:

Anwar (2013), in his research entitled "*Keefektifan Penggunaan Teknik Role-play dan Show-and-tell dalam Pembelajaran Keterampilan Berbicara Siswa SD Kelas 5*" found that the of Role-Play and *Show and Tell (S&T)* method, was effective to improve the speaking skills. The results of the research showed that: there was difference of effectiveness using Role-Play and *Show and Tell (S&T)* method, and lecturing in the speaking skills learning of grade 5 students of SD Budi Mulia Dua Yogyakarta indicated by $F = 12.811$ and $p < 0,05$.

Wulandari (2014), in her thesis entitled "*Meningkatkan rasa percaya diri anak usia dini melalui metode Show and Tell*". The result of her research indicates the self confidence of the students in group A PAUD Miana V increased after implementing the show and tell method. It can make the students self confidence improve when learning English and also children were more audacious and more regular to tell a story the teacher or their friends, they can do their task by themselves. For the next researcher, it's expected to analyze farther other strategy or other learning method that can be used in increasing self confidence of the children. The differences between the research above and this research is the

research above has done at childhood level, while researcher will conduct research at the second grade Junior high school students.

From of two findings above there were significance improvement from students' speaking ability, both of findings discussed about speaking while in this research will only focused on vocabulary mastery.

Nasrudin (2015), in his research “ *penggunaan metode Show and Tell untuk meningkatkan keterampilan berbicara pada mata pelajaran bahasa indonesia kelas v sekolah dasar* “ Based on the study, it can be concluded that the application of the method of show and tell in the Indonesian Language subjects can improve students' speaking skills 5th elementary school. The result of this research have been increased the students speaking skills, in cycle I, the average value is 71,97 from 18 students and the average of cycle II is 51,42% , it has significant increase in the average of the values obtained student of 101.09. this research was same with the Nasrudin thesis, it will use *Show and Tell (S&T)* method in teaching speaking. Nasrudin research focused on speaking ability but in this research focused on vocabulary mastery.

H. Some pertinent ideas

1. The concept of vocabulary

In this part the research tries to explain about the definition of vocabulary, types of vocabulary, part of vocabulary, function of vocabulary, teaching and learning vocabulary.

a. Definition of vocabulary

Vocabulary is a group of words that contains meaning while according to Muhbubah (2005) said that vocabulary as the concept and function word of language which are so thoroughly that become a part of a child's understanding speaking, reading and writing. Vocabulary is the word having meaning when heard or see even thought not proceed by the individual himself to communicate with other.

According to Brown (2004) that vocabulary is the content and function words of language which are learned through by that they become a part of the child's understanding, speaking, reading and writing. Second, vocabulary is words having meaning when hard or seen even though the individual produces it when communicating with others.

Richard (2002) said that vocabulary is one of the most obvious components of language and one of the first things applied linguists turned their attention to. According to Webster (2003) that vocabulary is a list of words and sometimes phrases, usually arranged in alphabetical order that expired at distally grouchy. Also, Marsuni (2005) stated that vocabulary is ability to recognize individual letters that form a word. While Amiruddin (2004) said that vocabulary can be defined roughly as the words we teach in the foreign language". In this research, vocabulary is related in Brown definition (2004) stated that vocabulary is the content and function words of language which are learned through by that they become a part of the child's understanding, speaking, reading and writing.

Second, vocabulary is words having meaning when heard or seen even though the individual produces it when communicating with others.

Good in Busran (2009) defines vocabulary as content and function word of language which are learned so thoroughly so that become part of child's understanding, speaking, and later reading and writing vocabulary. It also means words having been heard or seen even though not produced by individual himself to communicate with others.

- Eyraud (2000) states that vocabulary is central to language and of critical important to the typical language learner.
- Hornby (2000: 1331) says that the vocabulary is a list of words in a language.

From the definition expressed by Hornby above it can be concluded that the vocabulary is basic and most important elements of a language.

b. Types of vocabulary

Harmer (1991) distinguishes two types of vocabulary, there are: (a) Active vocabulary, it refers to vocabulary that students have been taught are learned and then expected to be able to use, (b) Passive vocabulary, it refers to vocabulary they may not be able to produce.

Good (2005) divided vocabulary into four parts, namely:

1. Oral vocabulary consists of word actively used in speech that comes readily to the tongue of the one's conversation.
2. Writing vocabulary is stock of words that comes readily to one's finger vocabulary. It commonly used in writing.

3. Listening vocabulary is stock of words, which a person can understand when hear it.

4. Reading vocabulary is the words where the people can recognize when they find it in written material.

Schail (2004) classified vocabulary into three types, namely:

- a. Active vocabulary, the words are customarily used in speaking.
- b. Reserve vocabulary, the words we know but we are rarely used them in ordinary speech. We use them in writing letter and searching for synonym.
- c. Passive vocabulary, the words are recognize vaguely but we are sure of the meaning never use them is either speech or writing, we just know them because we see them before.

According to Linguist Leggett (2001) pointed out, there are two types of vocabulary:

1. Passive or recognition vocabulary, which is made up the words, one recognizes in the context of reading material but he does not actually use himself.
2. Active vocabulary which consists of working words is used daily in writing and speaking.

Donoqhgue (1999) divided vocabulary into four types, those are:

- a. Listening or hearing vocabulary, it refers to the words a person understand when he hears them.
- b. Speaking vocabulary includes the words a person uses in expressing himself orally.

c. Reading vocabulary, embraces the words that person understand when he sees them in printing or in writing.

d. Writing vocabulary is chronologically acquired last and only includes the words a person uses or can in writing composition.

Schail (2004) stated that every persons has three types of vocabulary as follows:

1) Active vocabulary

The words customarily use in speaking and probably runs from 5000 to 10000 words.

2) Reserve vocabulary

The words we know but rarely use in speaking, we use them in writing.

3) Passive vocabulary

The words we recognize vaguely, but are not sure of the meaning, and never use them neither in speaking and writing.

In addition, Page and Thomas (1971) divided vocabulary into four kinds, namely:

a. Oral vocabulary, consist of words actively in speech. They are the words that come readily to the tongue in conversation, the more often the person utters a word, the more readily it will come to his tongue.

b. Writing vocabulary, consist of the words that come readily to one finger vocabulary.

c. Listening vocabulary is the stock of words to which one responds with meaning.

d. Reading vocabulary is the stock of words to one responds with and which are understood in the writing of others.

c. *Parts of vocabulary*

Vocabulary includes of three parts, they are:

1. Verb is a word which can be used with subject to form basic of close sentence. Verb is words express action of states of being and verbs are action word, the more action can note, the more power full they are.
2. Noun, to determine a noun, first remember that a noun is a person, place, thing or idea.
3. Adjective, very simply adjective modify nouns. This means that they may modify any verb, adjective are divided into categories as a way of understanding their purpose.

d. *Function of vocabulary*

Gains and Redman (2000) concluded that by learning vocabulary, the learners' can recognize and comprehend the context of reading, listening, material and later as productively learners can remind and use them appropriately in speech and writing. In this case, the statement noted by Legget (2001) stated that by vocabulary the learners can recognize all the words in written and oral context and finally they can use them daily in speaking and writing. Based on this research the researcher can be concluded that function of vocabulary is the students can be recognize all the words in writing, comprehend the context of reading and can remind and use them speaking and writing.

e. Teaching and Learning vocabulary

Teaching and learning vocabulary is not a simple way. The teacher's ability to recognize the students' competence and characteristic is needed.

1. Teaching vocabulary

Teaching English vocabulary to children is not the same to the adult, so the material taught to the students should be suitable with their level of ages. Good (2005) points out that teaching 1) narrowly the act of instructing in an educational instruction, instructing 2) broadly the act of providing activities materials and guidance that facilitate learning in either or non-formal.

2. Learning vocabulary

Allen (1999) classified the technique learning vocabulary as follows:

a) In the beginner class

The teachers present the meaning of vocabulary through pictures, real object, explanation and definition in simple English by using the words that students already know.

b) Vocabulary in intermediate class

To show the meaning of new words, the teacher explain by using simple sentences in English picture can also be used at intermediate level in several helpful ways.

c) Principle in teaching and learning vocabulary

According to Allen (1999), there are two major aims advanced classes. First, to prepared the students to the kinds of English used by native speaker. Second, help to students become independent on their own learning. Therefore, in

explaining the unfamiliar words, the teacher don't merely simplify the sentences they use but they are sometimes required more sophisticated sentences construction as usually used by the native speakers of English. Later on, the students develop their vocabulary by using various ways based on their preference.

f. The students need to know about vocabulary

Harmer (1991) explained that there are four aspect of vocabulary that the students need to know about. The four aspects are word meaning, word use, word information and word grammar.

1. Word meaning

One word may have than one meaning. The meaning of the word depends on the context in which that word occurs. Therefore, in the teaching of vocabulary, word taught to the students should be presented in variety of context to show various meanings.

2. Word use

The meaning of the word can be changed. Stretcher or limited by how it is used and this is something that the students need to know about. In relation to the word use, Harmer (1991) stated that students need to recognize such thing, such as word collocation that is which words go with each other. For instance, word "wrist", but it cannot collocate with the word "head". So we have such a collection as "sprain head". On the contrary, the word "ache" can collocation with "head" as in "headache", but it cannot get such a collection as "wrist ache".

3. Word formation

Word formation refers to word form and how they are formed. Some words are nouns, some words are adjectives, some words are verbs, etc. The students need to know about how to form adjectives from nouns, how to form verbs from nouns, or form adjectives and etc. For example, beauty (noun) changed to beautiful (adjective), or beautiful (verb).

4. Word grammar

Word grammar refers to such things as the way a word is used grammatically. In English, for instance, some verbs are used with “to” walk to, want to, but some other verbs are used without “to” can, way, etc. English verbs have tenses such as verb “want” may change to wanted, “speak” may change to spoke, or spoken. The students need to know when they are using properly.

2) The concept of Show and Tell (S&T) Method

a) Definition of Show and Tell (S&T) method

According to Tilaar (2013) that *Show and Tell (S&T)* method is an activity prioritizing the ability to communicate simple. The purpose of this activity is to train children to speak in front of the classroom and get children sensitive to simple things every day.

Suyanto (2005) stated that the method show and tell are used to uncover abilities, feelings, and the wishes of children. Every day the teacher can ask two or three children to tell you what you want disclosed. When children tell stories, teachers can conduct an assessment on the child. Teachers can continue topics talked about children as learning.

Musfiroh (2011) stated that a show and tell activity showed something to the audience and explain or describe something. Musfiroh (2011) also explained that the method of *Show and Tell (S&T)* method based on three main areas, namely education, music and theater. Among these three areas, *Show and Tell (S&T)* method educative method the most reliable in western countries. *Show and Tell (S&T)* method utilized for the three domains at once. Three realms is *Show and Tell (S&T)* method educative for speaking *Show and Tell (S&T)* method instructive to speak, show and tell educative for record playing toys (*Show and Tell (S&T)* method to play with toys and show and tell for children's book (*Show and Tell (S&T)* method to book child.

Referring to the description above, the notion method was *Show and Tell (S&T)* a method of learning with children show the objects and activities express opinions, express feelings, desires, and experiences related to the object.

b) Application of *Show and Tell (S&T)* method

According to Musfiroh (2011), there are several different types of show and tell that can be applied, which *Show and Tell (S&T)* method with personal objects, *Show and Tell (S&T)* method with the food, and *Show and Tell (S&T)* method with images and photos.

a. *Show and Tell (S&T)* method with personal objects

Students can bring personal objects for use when doing Show and Tell (S&T) method such as book, pen, ruler, wardrobe, backpack, shoes, etc.

b. *Show and Tell (S&T)* method with food

Food is the thing they need and have a strong range to develop responsibility and independence. When the child was show and tell the child can talk about the taste, the main ingredient for making food, colors, and so on.

c. *Show and Tell (S&T)* method with images and photos

Images and photos is relatively effective to stimulate the ability of manners, responsibility, and independence. For children, the ability to be well received through media stories helped with pictures or photographs.

Meanwhile, Tilaar (2013) stated that *Show and Tell (S&T)* method can be applied to show something like a new game equipment, 33 birthday gift, food gift from relatives, tableware, or all the objects that are considered new or interesting items for children. In addition, Hoerr (2007) stated that children can *Show and Tell (S&T)* to use a work or a project that has been made. For example, children make a diorama that shows a scene from the novel or the life of Native American tribes. On the next day the child was standing beside diorama and tells the story of a diorama that shows some aspects of the life of the tribe.

Based on some of the opinions above, the application of the method *Show and Tell (S&T)* can use food, drawings or photographs, new game tool, birthday gifts, tableware, children's work, and all the objects that are considered attractive for children.

d. Benefits of the Show and Tell Method

Laurie Patsalides in Ningsih (2014) stated that the benefits show and tell the method to develop some aspects. They are: children learn to talk and listen, become listeners and introduce themselves, make inquiries based on questions, make connections between children's responses with other children, anticipation and observation, critical speech skill practice, storytelling practice, learning equations and differences, using vocabulary, using language descriptive, thank you, and increase your confidence.

Related to the benefits put forward by Laurie Patsalides, The rise in confidence, this is also confirmed by Zingher in Ningsih (2014) who stated that when children appear and tell will be a moment which shines for the child because of his increased confidence. Burrell in Ningsih (2014) revealed the events and tells of his activities can improve the child's self-concept. Self-esteem, autonomy, social skills, as well as cognitive development will also increase along with the use of this method. Based on several benefits of show and tell method, it can be concluded that there is one aspect that can be developed, that is social aspect. Emotional indicators with increased confidence level. It will used as a guide in developing learning steps with show and tell method.

d. The Advantages of Show and Tell Method

According to Ningsih (2014) There are several advantages of the show and tell method. Some The advantages are as follows:

1. A very simple method, so easy to apply to children.
2. Using a concrete object, making it easier for a child to tell a story.
3. Allow children to be actively involved because of emphasizing participatory approaches in the learning process

Takdiroatun Musfiroh in Ningsih (2014) adds the advantages of show which are:

1. Effectively develops the ability to speak in public (public talking). Ability to speak in public (public speaking) is one of the characteristics of self-confidence.
2. Train the child to do problem solving (problem solving), the moment tells the child's learning to collect information related to that object show.

e. Disadvantages of the Show and Tell Method

In addition there are advantages of using show and tell method, according to Ari In Ningsih (2014) disadvantages of Show & Tell Method are:

1. The use of methods should always be done with teacher supervision. This problem Because this method requires guidance if learners difficulty in telling the object used.
2. The use of this method can not be used in a sudden condition, is due to the need for object preparation and experience will be notified.
3. the time it takes to do it show and tell is limited. This is because show and tell is done regularly to take turns, so all the kids can perform at that moment the provided should be quite a lot.

f. Learning Step by Show and Tell Method

Related to learning activities that will be done, this research used *show and tell* method. Methods show and notify is one of the best methods to improve children's confidence. There are several steps in running the show and telling the method, e.g. according to Revermann and Takdiroatun Musfiroh in Ningsih (2014) describes the steps in applying show & tell method, which are:

1. At certain times, children are asked to bring favorite objects to be shown and told in front of the class.
2. The teacher gives the child a chance to perform and notify objects brought from home when the child will appear the center of attention for his friends.
3. Other children ask questions to children who are appear.

Questions should be pre-determined. While Takdiroatun Musfiroh in Ningsih (2014) also describes the steps of showing and telling the implementation is as follows:

1. Children form a circle on the ground floor (carpets, mats, and the like).
2. Each group consists of 7-10 children.
3. Opening activities with regards.
4. Guiding one child to lead a common prayer.
5. Welcome the children one by one by mentioning his name.
6. Giving good words and arousing the interest of children.
7. Give the child a chance to show what will happen used for *show and tell*.

8. Explain the *show and tell* method procedures. If necessary, the teacher can give examples of how to do show and tell. This is done for 5 minutes. To apply this method, the teacher gives an example of a real object for children.

I. *Theoretical framework*

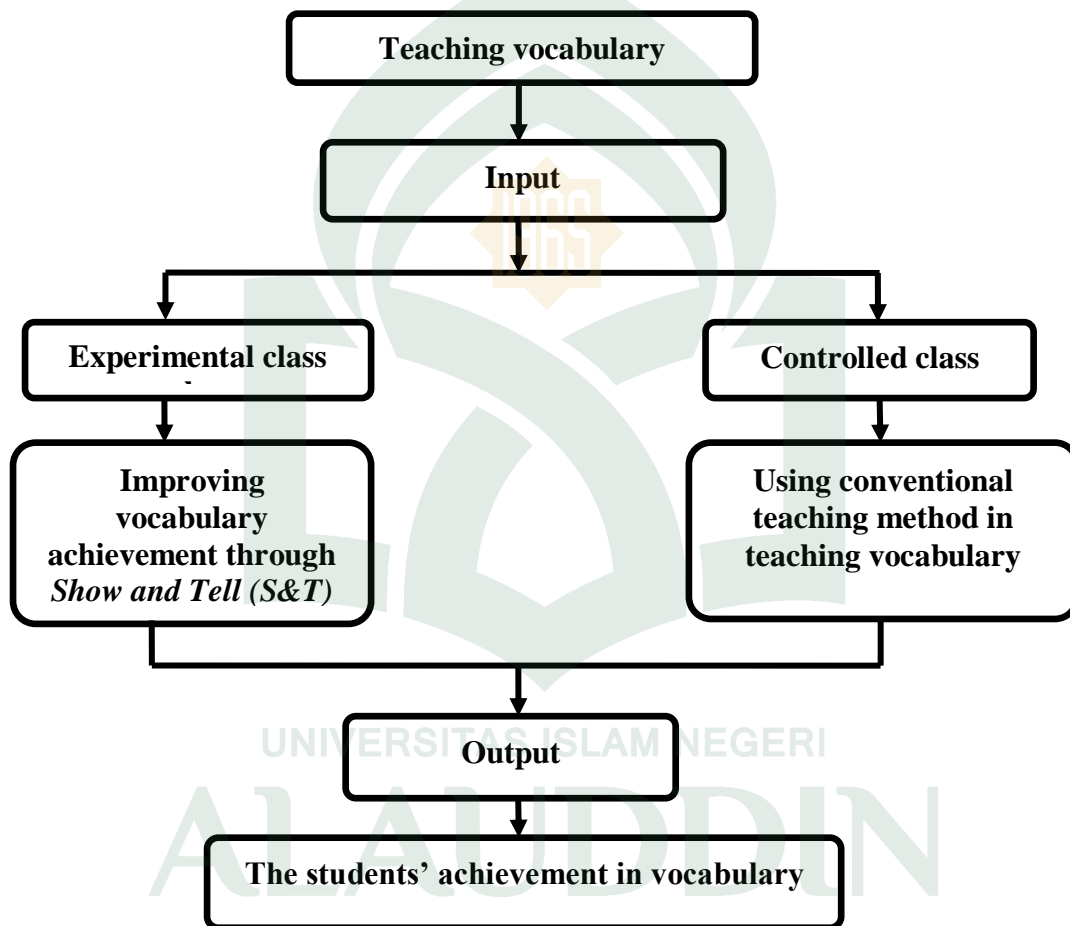


Figure 2.1 Conceptual Framework

Based on theoretical framework before, the researcher taught vocabulary in two classes. First was experimental class and the second was controlled class. In experimental class, the researcher used *Show and Tell (S&T)* method in

teaching vocabulary. While in controlled class, the researcher used conventional teaching method in teaching vocabulary.

J. Hypothesis

The hypothesis of the research are formulated as follows:

1. H_1 : The use of *Show and Tell (S&T)* method can improve the students Vocabulary at the second year students of SMP Negeri 4 Galesong Selatan Kabupaten Takalar.
2. H_0 : The use of *Show and Tell (S&T)* method cannot improve the students Vocabulary of the at the second year students of SMP Negeri 4 Galesong Selatan Kabupaten Takalar.

CHAPTER III

RESEARCH METHOD

This chapter deals with research method, research variables, population and sample, research instrument, data collection procedures, data analysis techniques.

A. Research method

1. Research Design

The design of this research was Quasi Experimental Design; with experimental and controlled class. One group was treated as the experimental class and other group was treated as the controlled class. In experimental class, researcher would applied *Show and Tell (S&T)* as method in teaching while in controlled class used conventional teaching method.

The researcher used pre-test and post-test design in both experimental and controlled class. The aimed to find out of the using of *Show and Tell (S&T)* method in enhancing students' vocabulary. To get the effectiveness significant by comparing the pre-test and post-test both of experimental class and controlled class. The research design in this research could be seen as follows:

E	O ₁	X	O ₂
C	O ₃		O ₄

Figure 3.1 Research Design

Explanation:

- E : Experimental class
- C : Controlled class
- O₁ : Result of Pre-test (in experimental class)
- O₃ : Result of Pre-test (in controlled class)
- X : Treatment that will be given for experimental class by using *Show and Tell (S&T) method*
- O₂ : Result of Post-test (in experimental class)
- O₄ : Result of Post-test (in controlled class)

(Sugiyono, 2014)

2. Research Variable

There were two variables of this research. Those were Independent variable and dependent variable: Firstly, the independent variable was *Show and Tell (S&T)* as method, this method were expected to enhance the students English, especially in vocabulary. Secondly, the dependent variable was the students vocabulary.

B. Population and Sample

According to Arikunto (2013), population is all subjects in the research. The population of this research was be taken from the second year students of SMP Negeri 4 Galesong Selatan Kabupaten Takalar in academic year 2016/2017. The total numbers of population were 60 students, consists of 3 classes. Millan and Schumacher (1984) stated that sample is a group of subject selected from the

population. In this research the researcher used purposive sampling technique. The researcher took VIII.A consist of 19 students as experimental class and VIII.B consisted of 19 students as the controlled class.

C. Research instrument

The instrument of the research was test which had purpose to figure out a number of students' vocabulary mastery. The test would give through pre-test and post-test. The test was vocabulary which consists of 25 numbers, 15 numbers for puzzle and 10 numbers for essay to both pre-test and post-test.

The pre-test intended to find out the students' achievement of English vocabulary while the post-test was intended to find out the students' vocabulary improvement after the treatment was given. The content of pre-test was the same as the content of the post-test.

D. Data Collecting Procedure

In collecting the data, there were some steps taken by the researcher, they are:

1. Preliminary Visit

The researcher visited the school to get information about teacher and students as participant, to gain information, the researcher asked the administration officer.

2. Visiting the headmaster

The researcher asked permission to the headmaster of SMP Negeri 4 Galesong Selatan Kabupaten Takalar by giving permission letter.

3. Visiting the English teacher

After getting permission, the researcher met the English teacher for asking his help and guidance in conducting the research.

4. Giving the Pre-Test

The researcher gave the Pre-Test to experiment and control class. The Pre-Test was conducted on August 3, 2017 for experimental class and August 4, 2017 for controlled class.

5. Giving the Treatment

The activities of the experimental class were started on August 3, 2017 until 24 August, 2017. In experimental class the treatment was given by using *Show & Tell (S&T)* Method in teaching vocabulary especially in Noun material, while the activities in control class were started on August 4, 2017 until August 25, 2017. The control class was only given conventional technique without using *Show & Tell (S&T)* method in teaching vocabulary.

The procedures of treatment were chronologically performed as follows:

1. Experimental Class (treatment by using Show & Tell (S&T) Method)

a. The first meeting in treatment was taken on August 3, 2017, the researcher did the treatment in experimental class the material given was *what is Noun? example words of Noun such Foods*. In treatment, the researcher explained description about Noun to students by using Pictures.

b. The second meeting, August 7, 2017, the material given was *example words of noun (drinks) by using pictures*.

c. The third meeting August 10, 2017, the material given was *example words of Noun (Fruits) by using Pictures*.

d. The fourth meeting, August 14, 2017, the material given was *example words of Noun (Animals) by using pictures*.

e. The fifth treatment in August 18, 2017, *the researcher asked the students to memorized the example words of noun that was given to them*.

f. The sixth meeting August 22, 2017, the material given was *words of noun (Favorite things) by using Pictures*.

2. Controlled Class (by using conventional teaching technique)

a. The first meeting in treatment August 4, 2017, the researcher did the treatment in experimental class the material given was *what is Noun? example words of Noun such Foods*. In treatment, the researcher explained description about Noun to students by giving them list of those words in a blackboard.

b. The second meeting, August 8, 2017, the material given was *example words of noun (drinks) by giving them list of those words in a blackboard*.

c. The third meeting August 11, 2017, the material given was *example words of Noun (Fruits) by giving them list of those words in a blackboard*.

d. The fourth meeting, August 15, 2017, the material given was *example words of Noun (Animals) by giving them list of those words in a blackboard*.

e. The fifth treatment in August 19, 2017, *the researcher asked the students to memorized the example words of noun that was given to them*.

f. The sixth meeting August 23, 2017, the material given was *words of noun (Favorite things) by giving them list of those words in a blackboard*.

6. Giving Post-Test

The post-test was conducted after the treatment; the aim is to test their understanding on vocabulary mastery, it was held on August 24, 2017 in Experimental class and August 25, 2017 in Controlled Class.

E. Data Analysis Technique

The data collected through the test was analyzed by using the following steps:

1. Calculating the student's correct answer of test.

$$\text{Score} = \frac{\text{Student's correct answer}}{\text{Total number of items}} \times 100$$

(Rosmalasari, 2004)

2. Tabulated and classify the students score into the following clarification

The score of the test were classified into seven levels as follows:

No	Classification	Score
1	Excellent	9.6-10
2	Very Good	8.6-9.5
3	Good	7.6-8.5
4	Fairly Good	6.6-7.5
5	Fair	5.6-6.5
6	Poor	3.6-5.5
7	Very Poor	0-3.5

(Depdikbud, 2006)

3. The mean score of the students' find out by means following the formula:

$$\bar{X} = \frac{\sum X}{N}$$

Where:

\bar{X} = The mean of score

$\sum X$ = The sum of all scores

N = The number of students

(Gay, 2006)

4. Finding out the standard deviation by applying this formula :

$$SD = \sqrt{\frac{SS}{N}}, \text{ where } SS = \sum X^2 - \frac{(\sum X)^2}{N}$$

Where:

SD = Standard deviation

SS = The sum of square

N = Total number of the subjects

$\sum X^2$ = The sum of all square; each score is squared and all the squares are added up

$(\sum X)^2$ = The square of the sum; all the scores are added up and the sum is square, total

(Gay, 2006)

5. The formula used in finding out the difference between students' score in

Pre-test and Post-test

$$t = \frac{\bar{x}_1 - \bar{x}_2}{\sqrt{\left(\frac{SS_1 + SS_2}{n_1 + n_2 - 2}\right) \left(\frac{1}{n_1} + \frac{1}{n_2}\right)}}$$

Where:

- t : test of significance
- \bar{x}_1 : mean score of experimental group
- \bar{x}_2 : mean score of controlled group
- SS₁ : sum square of experimental group
- SS₂ : sum square of controlled group
- n₁ : number of students of experimental group
- n₂ : number of students of controlled group
- 2 : the number of class involved
- 1 : constant number

(Gay, 2006)

CHAPTER IV

FINDING AND DISCUSSION

This chapter consists of two items, the findings of the research and the discussion of the research findings. In finding item, the researcher shows all of the data which were collected during the research. While, in the discussion item, the researcher analyze all of the data to show the finding.

A. Findings

The findings of this research deals with the students' score in pre-test and post-test, the students' score classification, mean score, the significant differences between the score of pre-test and post-test, and hypothesis testing of the faired samples. This findings are described as follows:

1. The classification of Students' Pre-test Score and Post-test Scores in Experimental Class.

The following table shows the classification of frequency and percentage of score of students' vocabulary mastery at the second grade students of Junior High School (SMP) Negeri 4 Galesong Selatan Kabupaten Takalar pre-test and post-test of experimental class.

Table. 4.1

Classification of frequency and percentage score of students' vocabulary mastery in experimental class (pre-test)

No	Classification	Score	Frequency	Percentage
1	Excellent	9.6 - 10	0	0%
2	Very Good	8.6 - 9.5	0	0%
3	Good	7.6 - 8.5	0	0%
4	Fairly Good	6.6 - 7.5	1	5.26%
5	Fair	5.6 - 6.5	2	10.52%

6	Poor	3.6 - 5.5	11	57.86%
7	Very Poor	0 - 3.5	5	26.33%
Total			19	100%

The data above showed that from 19 students, there were 5 (26.33%) students in very poor level, 11 (57.86%) students in Poor level and 2 (10.52%) student in fair level, 1 (5.26%) student in good level, and none of students who gain good, very good and excellent level.

Table. 4.2

Classification of frequency and percentage score of students' vocabulary mastery in experimental class (post-test)

No	Classification	Score	Frequency	Percentage
1	Excellent	9.6 - 10	7	36.82%
2	Very Good	8.6 - 9.5	6	31.56%
3	Good	7.6 - 8.5	3	15.78%
4	Fairly Good	6.6 - 7.5	3	15.78%
5	Fair	5.6 - 6.5	0	0%
6	Poor	3.6 - 5.5	0	0%
7	Very Poor	0 - 3.5	0	0%
Total			19	100%

The data above showed that from 19 students, there was no one got fair, poor level and very poor score, there were 3 students in a fairly good score and as well as 3 students in good level (15.78). 6 Students (31.56%) in very good score and 7 students (36.82%) got excellent. Based on the table 1 and 2, it can be

concluded that the rate percentage of experimental class in post-test was higher than the percentage in pre-test.

2. The classification of Students' Pre-test and Post-test Scores in Controlled Class.

The following table shows the classification of frequency and percentage of score of students' vocabulary mastery at the second grade students of Junior High School (SMP) Negeri 4 Galesong Selatan Kabupaten Takalar in pre-test and post-test of controlled class.

Table. 4.3

Classification of frequency and percentage score of students' vocabulary mastery in controlled class (pre-test)

No	Classification	Score	Frequency	Percentage
1	Excellent	9.6 - 10	0	0%
2	Very Good	8.6 - 9.5	0	0%
3	Good	7.6 - 8.5	0	0%
4	Fairly Good	6.6 - 7.5	0	0%
5	Fair	5.6 - 6.5	1	5.26%
6	Poor	3.6 - 5.5	4	21.04%
7	Very Poor	0 - 3.5	14	73.64%
Total			19	100%

Table 3 above indicates that the classifying score of pre-test in controlled class. The data above showed that from 19 students, there were 14 (73.64%) students in very poor level, 4 (21.04%) students in poor level, 1 (5.26%) students in fair level and none of students who gain fairly good, good, very good and excellent level.

Table. 4.4
Classification of frequency and percentage score of students' vocabulary mastery in controlled class (post-test)

No	Classification	Score	Frequency	Percentage
1	Excellent	9.6 - 10	0	0%
2	Very Good	8.6 - 9.5	0	%
3	Good	7.6 - 8.5	1	5.26%
4	Fairly Good	6.6 - 7.5	3	15.78%
5	Fair	5.6 - 6.5	6	31.56%
6	Poor	3.6 - 5.5	7	36.82%
7	Very Poor	0 - 3.5	2	10.52%
Total			20	100%

Table 4 above indicates that the classifying score of post-test in control class. The data above showed that from 19 students, there was 1 (5.26%) students in good level, 3 (15.78%) students in fairly good level, 6 (31.56%) students in fair level, 7 (36.82%) students in poor level and 2 (10.52) in very poor level). Based on the table 3 and 4, it can be concluded that the rate percentage of control class in post-test was same in the in the percentage of pre-test.

3. The Mean Score and Standard Deviation of Experimental Class and Controlled Class.

After calculating the result of the students score, the mean scores and standard deviation for both classes can be presented by the following table.

Table 4.5
The mean score of experimental class
And controlled class in pre-test

Class	Mean Score	Standard Deviation
Experimental	4.05	0.58
Controlled	3.26	1.03

Table 4.6
The mean score of experimental class
And controlled class in Post-Test

Class	Mean Score	Standard Deviation
Experimental	9.02	0.92
Controlled	5.63	1.37

The significance score between experimental and controlled class can be known by using t-test. The result of t-test can be seen in table 4.7 as follows:

Table 4.7**Distribution the value of t-test and t-table in post-test**

Variable	t-test value	t-table value
Post-Test	14.12	2.042

B. Discussion

As it was stated in second chapter, that the method of show and tell are used to uncover abilities, feelings, and the wishes of children. From that definition the researcher concluded that Show & Tell (S&T) Method can make the students enjoy the learning process, the students can opened their mind to mention or pronounce the vocabulary given by using picture. The students easily to remember the words by using picture than just gave them a list of words.

Analysis of the mean score gap in the post-test between the Experimental and controlled ensures if the technique used was effective. The mean score of the Experimental class was 9.02 and 5.63 for Controlled class. It meant the gap of the students' score of the Experimental and Controlled class was 3.39. The explanation of the gap between the two classes indicates that the Experimental class shows high improvement than the Controlled class.

To sum up, based on the result of this study, which shown the students' scores were much higher after the treatment in Experimental class using *Show & Tell (S&T) Method*. The use of *Show & Tell (S&T) Method* was effective toward the students' vocabulary mastery. This was surely improve the students' Vocabulary mastery.

The use of *Show & Tell (S&T) Method* was the most appropriate method for learning because the teachers can provide an interesting materials by using pictures. In the use of *Show & Tell (S&T) Method*. there were many advantages as follows:

1. The learning activities more interesting and not makes the students be bored
2. The students easy to understand the words given.
3. The students enjoy the learning process.

From the comparison of the result of post-test score between experimental and controlled group, the vocabulary mastery of experimental group was getting higher than control group. It means that the treatment of using Show & Tell (S&T) Method to the experimental group was successful.

Some definitions from experts that can support this thesis, they were first, from Tilaar (2013) that Show and Tell (S&T) method is activity prioritizing the ability to communicate simple. The purpose of this activity is to train children to speak in front of the classroom and get children sensitive the simple things every day.

Second, Suyanto (2005) stated that the method show and tell are used to uncover abilities, feelings, and the wishes of children. Every day the teacher can ask two or three children to tell you what you want disclosed. When children tell stories, teachers can conduct an assessment on the child. Teachers can continue topic talked about children as learning.

Third, Musfiroh (2011) stated that a show and tell activity showed something to the audience and explain or describe something. Musfiroh (2011)

also explained that the method of Show and Tell (S&T) method based on three main areas, namely education, music and theater. Among these three areas, Show and Tell (S&T) method educative method the most reliable in western countries. Show and Tell (S&T) method utilized for the three domains at once. Three realms is Show and Tell (S&T) method educative for speaking Show and Tell (S&T) method instructive to speak, show and tell educative for record playing toys (show and tell (S&T) method to play with toys and show and tell for children's book (show and tell (S&T) method to book child.

Moreover, it is perceived that the learners are more eager and interested in learning English, especially for the implementation of *Show & Tell (S&T) Method*, it was proved that this method influenced the learners' vocabulary mastery.

CHAPTER V

CONCLUSION AND SUGGESTION

This chapter consists of two sections. The first section deals with the conclusion and the second one deals with suggestion.

A. *Conclusion*

Based on the discussion in the previous chapter, it was clear that using *Show & Tell (S&T)* method can improve the students' vocabulary mastery. The students' score in vocabulary test before applying *Show & Tell (S&T)* method is low. It is different from the students' mastery after applying *Show & Tell (S&T)* method in learning vocabulary. It can be found in students post-test. The score was higher than the pre-test. Using *Show & Tell (S&T)* method in learning activity contributed to the students' mastery in vocabulary. It can increase student's understanding about the words. This method can increase students' vocabulary mastery.

It was proved by the t-test value 14.12 is greater than the t-table value 2.042. Accordingly, *Show & Tell (S&T)* method improved the students' vocabulary mastery. It can be concluded that using *Show & Tell (S&T)* Method is effective toward the students' vocabulary at the Second Grade Student of Junior High School (SMP) Negeri 4 Galesong Selatan Kabupaten Takalar.

B. Suggestions

Based on the conclusion above, the researcher presents some suggestions as follows:

1. The teacher should be active, creative, and effective to arrange English materials.
2. The teacher should be able to manage the class to make the students more active in teaching English, especially in learning and teaching vocabulary.
3. The teacher should be able to choose a good method. For instance the teacher may use *Show & Tell* method as her method to make their students enjoy the class. Because this method involved the participation of the students in learning and teaching process. By this method the students can encourage their motivation in learning with a fun learning Sources, the students can improve their English, especially in teaching vocabulary.

BIBLIOGRAPHY

- Amiruddin. *Enriching of the Vocabulary of the Second Year Students at SMUN 1 Walenrang Kab.Luwu by Using Jumble*, Faculty of Language and Arts UNM. 2004.
- Allen, *Techniques in Teaching Vocabulary*.Oxford University press. New York. 1999.
- Askar. *Improving The Second Year Students Vocabulary Through Games Active Technique At Madrasah Aliyah (MA) Boarding School Of Darul Istiqomah Mamoa Makassar*. 2016
- Anwar, C. *Keefektifan Penggunaan Teknik Role-play dan Show-and-tell dalam Pembelajaran Keterampilan Berbicara Siswa SD Kelas 5''*. Graduate School of Yogyakarta State University, Yogyakarta. 2013
<http://eprints.uny.ac.id/11057/>
- Arikunto Suharsimi. *Prosedur Penelitian: Suatu Pendekatan Praktik*. Jakarta: Rineka Cipta. 2011
- Brown, H. Douglas. *Language Assessment.Principles and Classroom Practices*. New York: Pearson Education. 2004
- Depdikbud. *Petunjuk pelaksanaan proses belajar mengajar dan petunjuk pelaksanaan penilaian sekolah menengah umum*. Jakarta: Departemen Pendidikan dan Kebudayaan. 2006
- Donoqhgue. *Developing Vocabulary.United Staters: Pearson Education,Inc*. 1999
- Firman. *Working with Words. A Guide to Teachingand Learning Vocabulary*. New York; Cambridge University Press. 2008.
- Gordon, M and Harel, D. *Show and Tell play in combining natural language with user interaction for specifying behavior*. Weizmann institute of science.Rehovot, Israel. 2000
- Gay, L.R. *Education research: competence for analysis and applications*, fifth edition; ed. Charles E. Meril Publishing company, Columbus. 2006
- Gay, L. R. *Education Research: Competencies for Analysis and application*. Colombus Bell and Hall. 1990
- Gains, Redman. *Vocabulary Book: Learning and Instruction*. London: Teacher College Press. 2000.
- Good, V. C. *The Dictionary of Education*. New York; Mc. Graw Hill Bookcompany. 2005
- Harmer, Jerremy. *The practice of english language teaching. london handbook for language teachers: London; Longman*. 1991

- H. A. R. Tilaar. *Unexpected Show and Tell method. United States: Libraries Unlimited, Inc.* 2013
- Hoerr. *Show and Tell Benefits in Kindergarten.* 2007
- Legget, Gleen. *A Guide and Resource Book for Teachers. Cambridge: Cambridge.* 2001
- Lucia Gorea. *ESL printed in the United States of America by Llumina Press.* 2005
- Mc carthy Michael. *English Vocabulary in Use. Cambridge University Press.* 2007
- Marsuni. *Improving the Students' Vocabulary by Using Context Clues. Thesis. Faculty of Language and Arts UNM.* 2005.
- Muhbubah. *The Using of Scrabble Can Interest the Learners to Learn Vocabulary. Thesis. Faculty of Language and Arts UNM.* 2000
- Nasrudin, Adi I. " *penggunaan metode Show and Tell untuk meningkatkan keterampilan berbicara pada mata pelajaran bahasa indonesia kelas v sekolah dasar. Universitas Pendidikan Indonesia.* 2015
<http://www.google.com/url?sa=t&rct=j&q=&esrc>
- Ningsih, Okki R. M. *Meningkatkan percaya diri melalui metode Show And Tell pada anak kelompok A Tk Marsudi Putra, Dagarang, Palbapang, Bantul, Yogyakarta.* 2014 <https://www.google.co.id/search?q>
- Page, Thomas. *How To Teach Vocabulary. Malaysia: Pearson Education Limited,* 1971
- Rosmalasari. *Improving students' writing ability of smkn 1 pinrang through parallel writing technique. FBS.UNM.* 2004
- Richard, Jack and A. Renandya Willy. *Methodology in language Teaching.* New York: Cambridge University, 2002
- Sugiyono. *Metode Penelitian Pendidikan. Cet. Ke-20; Bandung: Alfabeta,* 2014
- Schail. *Working with Words. A Guide to Teaching and Learning Vocabulary.* New York; Cambridge University Press. 2004
- Sulkipli. *Improving the first year student vocabulary achievement through mnemonic method at SMP Negeri 5 Duampanua.* 2005
- Siska syilfanah. *The first year students' vocabulary command through visual vocabulary cards at MTS. Madani Alauddin Paopao.* 2014
- Sudjana, N. *Metode Statistika.* Bandung. PT Remaja Rosdakarya. 1995
- Slamet Suyanto. *Dasar-dasar Pendidikan Anak Usia Dini.* Yogyakarta: Hikayat Publishing. 2005
- Musfiroh, T. *Bermain sambil belajar dan mengasah kecerdasan (simulasi multiple intelligences anak usia taman kanak-kanak).* Jakarta: Departemen Pendidikan Nasional. 2005

Wulandari, Indarti A. “*Meningkatkan rasa percaya diri anak usia dini melalui metode Show and Tell, Subdistrict Sukasari, Bandung City School Year 2014/2015*)

<https://www.google.co.id/url?sa=t&rct=j&q=&esrc>

Webster. *Developing Vocabulary. United States: Pearson Education, Inc. 2007.*

Zingher and Gary. *Unexpected Show and Tell. United States: Libraries Unlimited, Inc. 2011*





APPENDICIES

UNIVERSITAS ISLAM NEGERI
ALAUDDIN
M A K A S S A R

APPENDIX I

*The Students' Attendance List
(Experimental Class)*

NO	STUDENTS' NAME	1	2	3	4	5	6
1	AKBAR	✓	✓	✓	✓	✓	✓
2	NUR HIDAYANTI	✓	✓	✓	✓	✓	✓
3	ABDUL HALIF	✓	✓	✓	✓	✓	✓
4	ABDUL KADIR	✓	✓	✓	✓	✓	✓
5	MUHAMMAD IKSAN	✓	✓	✓	✓	✓	✓
6	FITRIANA	✓	✓	✓	✓	✓	✓
7	ARDY	✓	✓	✓	✓	✓	✓
8	DIAZ ERSYAF RAMADHAN	✓	✓	✓	✓	✓	✓
9	MUSFIRA AULIA	✓	✓	✓	✓	✓	✓
10	MUHAMMAD ASHAR	✓	✓	✓	✓	✓	✓
11	RESKI AWALIA	✓	✓	✓	✓	✓	✓
12	PUTRI ANDRIANI	✓	✓	✓	✓	✓	✓
13	NURUL HIKMA	✓	✓	✓	✓	✓	✓
14	NUR BAYA	✓	✓	✓	✓	✓	✓
15	ARLINDA FEBRIANTI	✓	✓	✓	✓	✓	✓
16	RESKI KHAERUL BADAR	✓	✓	✓	✓	✓	✓
17	NUR ADHA ARIZKA	✓	✓	✓	✓	✓	✓
18	JAZIRAH AL-FARIQ	✓	✓	✓	✓	✓	✓
19	MARIAMA	✓	✓	✓	✓	✓	✓

The Researcher

UNIVERSITAS ISLAM NEGERI Nurvitasyari
ALAUDDIN
 20400113153
 M A K A S S A R

*The Students' Attendance List
(Controlled Class)*

NO	STUDENTS' NAME	1	2	3	4	5	6
1	ARFAH	✓	✓	✓	✓	✓	✓
2	AWALUDDIN	✓	✓	✓	✓	✓	✓
3	FEBRIANTI	✓	✓	✓	✓	✓	✓
4	HASMAUL HUSNA	✓	✓	✓	✓	✓	✓
5	IRFAN KADIR	✓	✓	✓	✓	✓	✓
6	NURHALISA	✓	✓	✓	✓	✓	✓
7	DWI NINDA	✓	✓	✓	✓	✓	✓
8	SARIANA	✓	✓	✓	✓	✓	✓
9	RISKI ADI TIA	✓	✓	✓	✓	✓	✓
10	SYAMSUARNI	✓	✓	✓	✓	✓	✓
11	RANGGA PUTRA	✓	✓	✓	✓	✓	✓
12	RAMADHAN	✓	✓	✓	✓	✓	✓
13	RAHMAT	✓	✓	✓	✓	✓	✓
14	SATRIANI	✓	✓	✓	✓	✓	✓
15	SURIANI	✓	✓	✓	✓	✓	✓
16	JAYADI	✓	✓	✓	✓	✓	✓
17	NURUL SUCI	✓	✓	✓	✓	✓	✓
18	NOVITASARI	✓	✓	✓	✓	✓	✓
19	MUHAMMAD WAHYU	✓	✓	✓	✓	✓	✓

The Researcher

Nurvitasari
20400113153

UNIVERSITAS ISLAM NEGERI
ALAUDDIN
M A K A S S A R

APPENDIX III

Score of Students' Pre-test and Post-Test in Experimental Class (VIII A)

No.	Students	Pre-test	Post-test	X_1^2	X_2^2
1	Akbar	5.0	9.5	25	90.25
2	Nur Hidayanti	5.5	9.6	30.25	92.16
3	Abdul Halif	2.0	8.0	4	64
4	Abdul Kadir	5.6	9.0	31.36	81
5	Muhammad Iksan	3.6	8.5	12.96	72.25
6	Fitriana	5.0	10	25	100
7	Ardy	3.6	9.6	12.96	92.16
8	Diaz Ersyaf Ramadhan	1.5	7.5	2.25	56.25
9	Musfira Aulia	2.5	7.5	6.25	56.25
10	Muhammad Ashar	5.5	9.5	30.25	90.25
11	Reski Awalia	1.2	9.5	1.44	90.25
12	Putri Andriani	1.2	7.0	1.44	49
13	Nurul Hikma	4.5	9.8	20.25	96.04
14	Nur Baya	3.6	9.6	12.96	92.16
15	Arlinda Febrianti	7.5	10	56.25	100
16	Reski Khaerul Badar	5.5	9.5	30.25	90.25
17	Nur Adha Arizka	5.6	9.8	31.36	96.04
18	Jazirah Al-Fariq	3.6	9.0	12.96	81
19	Mariama	4.5	8.5	20.25	72.25
	Total Score	77	171.4	392.44	1561.56
	Mean Score	4.052	9.021	20.65	82.18

APPENDIX II

Score of Students' Pre-test dan Post-Test in Controlled Class (VIII B)

No.	Students	Pre-test	Post-test	X_1^2	X_2^2
1	Arfah	2.0	4.5	4	20.25
2	Awaluddin	3.5	5.0	12.25	25
3	Febrianti	4.0	6.0	16	36
4	Hasmaul Husna	3.5	6.5	12.25	42.25
5	Irfan Kadir	2.0	4.0	4	16
6	Nurhalisa	3.0	5.5	9	30.25
7	Dwi Ninda	3.5	6.0	12.25	36
8	Sariana	4.0	7.0	16	49
9	Riski Adi Tia	1.5	3.5	2.25	12.25
10	Syamsuarni	4.5	7.5	20.25	56.25
11	Reski Putra	3.5	6.5	12.25	42.25
12	Ramadhan	3.0	5.5	9	30.25
13	Rahmat	2.0	4.5	4	20.25
14	Satriani	3.5	6.0	12.25	36
15	Suriani	1.5	3.0	2.25	9
16	Jayadi	4.5	7.0	20.25	49
17	Nurul Suci	3.0	4.5	9	20.25
18	Novitasari	3.5	6.5	12.25	42.25
19	Muhammad Wahyu	6.0	8.0	36	64
	Total Score	62	107	221.5	636.5
	Means Score	3.26	5.63	11.65	33.5

APPENDIX IV
The mean score of experimental and controlled class

A. Experimental class

1. Pre-test

$$\bar{x} = \frac{\sum x}{n}$$

$$\bar{x} = \frac{77}{19}$$

$$\bar{x} = 4.052$$

2. Post-test

$$\bar{x} = \frac{\sum x}{n}$$

$$\bar{x} = \frac{171.4}{19}$$

$$\bar{x} = 9.021$$

B. Controlled class

1. Pre-test

$$\bar{x} = \frac{\sum x}{n}$$

$$\bar{x} = \frac{62}{19}$$

$$\bar{x} = 3.26$$

2. Post-test

$$\bar{x} = \frac{\sum x}{n}$$

$$\bar{x} = \frac{107}{19}$$

$$\bar{x} = 5.63$$

APPENDIX V

Standard deviation of Experimental and Controlled class

A. Experimental Class

1. Pre-Test

$$SD = \sqrt{\frac{SS_1}{n-1}}$$

Where,

$$SS_1 = \sum X_1^2 - \frac{(\sum X_1)^2}{n}$$

$$SS_1 = 392.44 - \frac{(77)^2}{19}$$

$$SS_1 = 392.44 - \frac{5929}{19}$$

$$SS_1 = 392.44 - 312.05$$

$$SS_1 = 79.49$$

$$SD = \sqrt{\frac{SS_1}{n-1}}$$

$$SD = \sqrt{\frac{79.49}{29-1}}$$

$$SD = \sqrt{\frac{79.49}{18}}$$

$$SD = \sqrt{0.24}$$

$$SD = 0.58$$

2. Post-Test

$$SD = \sqrt{\frac{SS_1}{n-1}}$$

Where,

$$SS_1 = \sum X_1^2 - \frac{(\sum X_1)^2}{n}$$

$$SS_1 = 1561.56 - \frac{(171.4)^2}{19}$$

$$SS_1 = 1561.56 - \frac{29377.96}{19}$$

$$SS_1 = 1561.56 - 1546.20$$

$$SS_1 = 15.36$$

$$SD = \sqrt{\frac{SS_1}{n-1}}$$

$$SD = \sqrt{\frac{15.36}{19-1}}$$

$$SD = \sqrt{\frac{15.36}{18}}$$

$$SD = \sqrt{0.85}$$

$$SD = 0.92$$

B. Controlled Class

1. Pre-Test

$$SD = \sqrt{\frac{SS_2}{n-1}}$$

$$\text{Where, } SS_2 = \sum X_2^2 - \frac{(\sum X_2)^2}{n}$$

$$SS_2 = 221.5 - \frac{(62)^2}{19}$$

$$SS_2 = 221.5 - \frac{3844}{19}$$

$$SS_2 = 221.5 - 202.31$$

$$SS_2 = 19.19$$

$$SD = \sqrt{\frac{SS_2}{n-1}}$$

2. Post-Test

$$SD = \sqrt{\frac{SS_2}{n-1}}$$

$$\text{Where, } SS_2 = \sum X_2^2 - \frac{(\sum X_2)^2}{n}$$

$$SS_2 = 636.5 - \frac{(107)^2}{19}$$

$$SS_2 = 636.5 - \frac{11449}{19}$$

$$SS_2 = 636.5 - 602.57$$

$$SS_2 = 33.93$$

$$SD = \sqrt{\frac{SS_2}{n-1}}$$

$$SD = \sqrt{\frac{19.19}{19-1}}$$

$$SD = \sqrt{\frac{19.19}{18}}$$

$$SD = \sqrt{1.06}$$

$$SD = 1.03$$

$$SD = \sqrt{\frac{33.93}{19-1}}$$

$$SD = \sqrt{\frac{33.93}{18}}$$

$$SD = \sqrt{1.88}$$

$$SD = 1.37$$



UNIVERSITAS ISLAM NEGERI
ALAUDDIN
M A K A S S A R

APPENDIX VI
The Significance Different

$$\begin{array}{ll} \mathbf{X_1 = 9.02} & \mathbf{SS_1 = 15.36} \\ \mathbf{X_2 = 5.63} & \mathbf{SS_2 = 33.93} \end{array}$$

1. t-Test

$$t = \frac{\bar{X}_1 - \bar{X}_2}{\sqrt{\left(\frac{SS_1 + SS_2}{n_1 + n_2 - 2}\right)\left(\frac{1}{n_1} + \frac{1}{n_2}\right)}}$$

$$t = \frac{9.02 - 5.63}{\sqrt{\left(\frac{15.36 + 33.93}{19 + 19 - 2}\right)\left(\frac{1}{19} + \frac{1}{19}\right)}}$$

$$t = \frac{3.39}{\sqrt{\left(\frac{49.29}{36}\right)(0.05)}}$$

$$t = \frac{3.39}{\sqrt{(1.36)(0.05)}}$$

$$t = \frac{3.39}{\sqrt{0.06}}$$

$$t = \frac{3.39}{0.24}$$

$$t_{\text{Hitung}} = \mathbf{14.12}$$

2. t-Table

For level of significance (D) = 0.05

Degree of freedom (df) = (N₁ + N₂) - 2 = (19 + 19) - 2 = 36

t - Table = 2.042

APPENDIX VII
The Distribution of T-Table

<i>Df</i>	<i>P</i>			
	0.10	0.05	0.01	0.001
1	6,314	12,706	63,657	636,619
2	2,920	4,303	9,925	31,599
3	2,353	3,182	5,841	12,924
4	2,132	2,776	4,604	8,610
5	2,015	2,571	4,032	6,869
6	1,943	2,447	3,707	5,959
7	1,895	2,365	3,499	5,408
8	1,860	2,306	3,355	5,041
9	1,833	2,262	3,250	4,781
10	1,812	2,228	3,169	4,587
11	1,796	2,201	3,106	4,437
12	1,782	2,179	3,055	4,318
13	1,771	2,160	3,012	4,221
14	1,761	2,145	2,977	4,140
15	1,753	2,131	2,947	4,073
16	1,746	2,120	2,921	4,015
17	1,740	2,110	2,898	3,965
18	1,734	2,101	2,878	3,922
19	1,729	2,093	2,861	3,883
20	1,725	2,086	2,845	3,850
21	1,721	2,080	2,831	3,819
22	1,717	2,074	2,819	3,792
23	1,714	2,069	2,807	3,768
24	1,711	2,064	2,797	3,745
25	1,708	2,060	2,787	3,725
26	1,706	2,056	2,779	3,707
27	1,703	2,052	2,771	3,690
28	1,701	2,048	2,763	3,674
29	1,699	2,045	2,756	3,659
30	1,697	2,042	2,750	3,646
40	1,684	2,021	2,704	3,551
50	1,676	2,009	2,678	3,496
60	1,671	2,000	2,660	3,460
80	1,664	1,990	2,639	3,416

APPENDIX VIII

Lesson Plan

RENCANA PELAKSANAAN PEMBELAJARAN (RPP)

Sekolah : SMP NEGERI 4 GALESONG SELATAN
 Mata Pelajaran : Bahasa Inggris
 Kelas/Semester : VIII/Ganjil
 Materi Pokok : Descriptive picture : Vocabulary of Noun (Foods and drinks), Vocabulary of Noun (Fruits), Vocabulary of Noun (Animals), Vocabulary of Noun (Favorite things)
 Alokasi Waktu : 8 x 40 Menit (4 Pertemuan)

A. Kompetensi Inti

- KI 1 : Menghargai dan menghayati ajaran agama yang dianutnya.
- KI 2 : Menghargai dan menghayati perilaku jujur, disiplin, tanggung jawab, peduli (toleransi, gotong royong), santun, percaya diri dalam berinteraksi secara efektif dengan lingkungan sosial dan alam dalam jangkauan pergaulan dan keberadaannya.
- KI 3 : Memahami dan menerapkan pengetahuan (factual, konseptual dan procedural) berdasarkan rasa ingin tahunya tentang ilmu pengetahuan, teknologi, seni, budaya terkait fenomena dan kejadian tampak mata.
- KI 4 : Mengolah, menyaji dan menalar dalam ranah konkret (menggunakan, mengurai, merangkai, memodifikasi dan membuat) dan ranah abstrak (menulis, membaca, menghitung, menggambar dan mengarang) sesuai dengan yang dipelajari di sekolah dan sumber lain yang sama dalam sudut pandang/teori.

B. Kompetensi Dasar dan Indikator

No	Kompetensi Dasar	Indikator
	1.1 mensyukuri kesempatan dapat	1.1.1 Mengungkapkan rasa

	mempelajari bahasa inggris sebagai bahasa pengantar komunikasi internasional yang diwujudkan dalam semangat belajar.	syukur atas kesempatan dapat belajar bahasa inggris dengan sungguh-sungguh.
	2.1 Menunjukkan perilaku santun dan peduli dalam melaksanakan komunikasi interpersonal dengan guru dan teman.	2.1.1 Siswa mampu bertutur kata dengan sopan dan santun terhadap guru dan sesama temannya selama perjalanan berlangsung.
	2.2 Menunjukkan perilaku jujur, disiplin, percaya diri dan bertanggung jawab dalam melaksanakan komunikasi transaksional dengan guru dan teman.	2.2.1 Tidak menyontek pada saat ulangan 2.2.2 Menyalin karya orang lain dengan melampirkan sumber pada saat mengerjakan tugas 2.2.3 Berani mengakui kesalahan yang telah dilakukan.
	2.3 Menunjukkan perilaku tanggung jawab, peduli, kerjasama dan cinta damai dalam melaksanakan komunikasi fungsional.	2.3.1 Berani mengakui kesalahan yang telah dilakukan 2.3.2 Bertanggung jawab atas tindakan anggotanya saat menjadi pemimpin kelompok 2.3.3 Tidak menyalahkan orang lain atas tindakannya sendiri.
3.	3.1 Menerapkan struktur teks dan unsur kebahasaan untuk	3.1.1 Mempraktekkan penggunaan kata benda

	<p>melaksanakan fungsi sosial dari ungkapan meminta perhatian, mengecek pemahaman, menghargai kinerja yang baik, meminta dan mengungkapkan pendapat serta responnya sesuai dengan konteks.</p>	<p> sederhana seperti: Vocabulary of Noun (Foods and drinks), Vocabulary of Noun (Fruits), Vocabulary of Noun (Animals), Vocabulary of Noun (Favorite things)</p> <p>3.1.2 Mendemonstrasikan penggunaan kata benda sederhana secara lisan dan tulisan.</p>
4.	<p>4.1 Menyusun kalimat lisan sederhana untuk mengucapkan dan mengartikan kata benda sederhana serta mengecek pemahaman dan kinerja yang baik dengan memperhatikan fungsi sosial, struktur teks dan unsure kebahasaan yang benar dan sesuai konteks.</p>	<p>4.1.1 Membuat atau menyusun kalimat sederhana terkait dengan kata benda sederhana seperti: Vocabulary of Noun (Foods and drinks), Vocabulary of Noun (Fruits), Vocabulary of Noun (Animals), Vocabulary of Noun (Favorite things) dengan memperhatikan fungsi sosial, struktur teks dan unsure kebahasaan yang benar dan sesuai konteks.</p>

C. Materi Pembelajaran

Materi pokok	Teks lisan dan tulis untuk a) meminta perhatian, b) mengecek pemahaman, c) menghargai kinerja yang baik dan d) meminta/mengungkapkan pendapat serta responnya
Fungsi sosial	Menjaga hubungan interpersonal dengan guru dan teman
Unsur kebahasaan	Kosa kata: kata benda sederhana
Struktur teks	<p>Descriptive picture :</p> <p>1) Vocabulary of Noun (Foods and drinks)</p> <ul style="list-style-type: none"> • Coffee • Noodles • Bread • Tea • Milk • Cake • Cheese • Rice • Meat • Butter <p>2) Vocabulary of Noun (Fruits)</p> <ul style="list-style-type: none"> • Apple • Grape • Orange • Mango • Banana

- Coconut
- Watermelon
- Strawberry
- Guava

3) Vocabulary of Noun (Animals)

- Turtle
- Crab
- Goat
- Cow
- Chicken
- Crocodile
- Snake
- Ant
- Bee

4) Vocabulary of Noun (Favorite things)

- Shoes
- Bag
- Motorcycle
- Car
- Bicycle
- Guitar
- Umbrella
- Jacket
- Bracelet
- Ball

D. Metode pembelajaran

Pendekatan : Scientific (Observing, questioning, experiment, associating, Networking)

Metode : Situational Language Teaching and Role Play

E. Media, Alat dan sumber pembelajaran

1. Media : Gambar
2. Alat/bahan : Spidol dan Paper
3. Sumber belajar:
 - Lucia Gorea. ESL printed in the United States of America by Llumina Press (2005).
 - Sumber dari Internet:
<http://eprints.uny.ac.id/11057/>

F. Langkah-langkah pembelajaran

Pertemuan pertama

Pendahuluan (10 menit)

1. Guru memberi salam
2. Guru memeriksa kehadiran siswa
3. Guru menyiapkan peserta didik secara psikis dan fisik
4. Guru memberikan motivasi belajar siswa secara kontekstual sesuai dengan manfaat dan aplikasi materi ajar dalam kehidupan sehari-hari, dengan memberikan contoh dan perbandingan

Kegiatan Inti (60 Menit)

a. Observasi

1. Siswa mendengarkan instruksi yang diberikan
2. Peneliti memperlihatkan gambar sesuai dengan tema
3. Peneliti menyebutkan Bahasa Inggris dan arti dari gambar tersebut
4. Peneliti meminta siswa untuk mengulang kembali apa yang disebutkan oleh peneliti.

b. Menanyakan

1. Siswa mengisi kotak kosong nama dari gambar yang diberikan dalam Bahasa Inggris.
2. Siswa diminta untuk mengulang kembali kosakata yang telah didapatkan
3. Siswa diminta untuk menghafal kata-kata yang telah diberikan

c. Penutup (10 Menit)

1. Siswa dan guru memberikan umpan balik terhadap proses dan hasil pembelajaran
2. Siswa memperhatikan informasi tentang rencana kegiatan pembelajaran untuk pertemuan berikutnya
3. Siswa dan guru mengucapkan salam penutup /berdoa sebelum pulang

Pertemuan kedua**Pendahuluan (10 menit)**

1. Guru memberi salam
2. Guru memeriksa kehadiran siswa
3. Guru menyiapkan peserta didik secara psikis dan fisik
4. Guru memberikan motivasi belajar siswa secara kontekstual sesuai dengan manfaat dan aplikasi materi ajar dalam kehidupan sehari-hari, dengan memberikan contoh dan perbandingan

Kegiatan Inti (60 Menit)**a. Mengeksplorasi**

Siswa secara berkelompok bergantian memperlihatkan gambar sesuai tema dengan menggunakan metode Show and Tell.

b. Mengasosiasi

Siswa secara berkelompok menyusun nama sesuai dengan gambar yang diberikan dalam Bahasa Inggris.

c. Mengkomunikasikan

Siswa bekerja secara berpasangan kemudian membuat sebuah kalimat sesuai dengan gambar yang diberikan.

d. Penutup (10 Menit)

1. Siswa dan guru memberikan umpan balik terhadap proses dan hasil pembelajaran
2. Siswa memperhatikan informasi tentang rencana kegiatan pembelajaran untuk pertemuan berikutnya
3. Siswa dan guru mengucapkan salam penutup /berdoa sebelum pulang.

Pertemuan ke tiga**Pendahuluan (10 menit)**

1. Guru memberi salam
2. Guru memeriksa kehadiran siswa
3. Guru menyiapkan peserta didik secara psikis dan fisik
4. Guru memberikan motivasi belajar siswa secara kontekstual sesuai dengan manfaat dan aplikasi materi ajar dalam kehidupan sehari-hari, dengan memberikan contoh dan perbandingan

Kegiatan Inti (60 Menit)**a. Mengobservasi**

1. Siswa memperhatikan gambar, kemudian mendengarkan cara pengucapan dari gambar yang diperlihatkan.
2. Siswa memperhatikan struktur atau abjad dari gambar tersebut.
3. Siswa mengucapkan nama dari gambar tersebut secara benar.
4. Siswa berlatih mengucapkan nama dari gambar tersebut.

b. Menanyakan

Siswa secara berkelompok berlatih menjawab pertanyaan yang diberikan.

c. Mengeksplorasi

Siswa memperhatikan gambar kemudian berlatih menulis dengan benar Bahasa Inggris gambar yang diberikan.

d. Mengkomunikasikan

Siswa secara bergantian di depan kelas menyebutkan nama dari gambar yang diberikan.

e. Penutup (10 Menit)

1. Siswa dan guru memberikan umpan balik terhadap proses dan hasil pembelajaran
2. Siswa memperhatikan informasi tentang rencana kegiatan pembelajaran untuk pertemuan berikutnya
3. Siswa dan guru mengucapkan salam penutup /berdoa sebelum pulang.

Pertemuan ke empat

Pendahuluan (10 menit)

1. Guru memberi salam
2. Guru memeriksa kehadiran siswa
3. Guru menyiapkan peserta didik secara psikis dan fisik
4. Guru memberikan motivasi belajar siswa secara kontekstual sesuai dengan manfaat dan aplikasi materi ajar dalam kehidupan sehari-hari, dengan memberikan contoh dan perbandingan

Kegiatan Inti (60 Menit)

a. Mengamati

1. Siswa mendengarkan dan memperhatikan gambar yang diberikan.
2. Siswa memperhatikan struktur atau abjad dari nama gambar tersebut.
3. Siswa mengucapkan nama dari gambar tersebut secara benar dalam Bahasa Inggris.

b. Menanyakan

Siswa mengisi kotak kosong nama dari gambar yang diberikan dalam Bahasa Inggris.

c. Mengeksplorasi

Siswa memperhatikan gambar kemudian berlatih menulis dengan benar nama gambar yang diberikan dalam Bahasa Inggris.

d. Mengkomunikasikan

Siswa secara bergantian di depan kelas menyebutkan nama dari gambar yang diberikan.

f. Penutup (10 Menit)

1. Siswa dan guru memberikan umpan balik terhadap proses dan hasil pembelajaran
2. Siswa memperhatikan informasi tentang rencana kegiatan pembelajaran untuk pertemuan berikutnya
3. Siswa dan guru mengucapkan salam penutup /berdoa sebelum pulang.

G. Penilaian

1. Penilaian Sikap

- a. Teknik Penilaian : Test (Pre-test dan Non-test)
- b. Bentuk Instrument : puzzle dan Essay.

Instrument Penilaian Sikap Tanggung Jawab

No	Aspek Pengamatan	Skor			
		1	2	3	4
1	Melaksanakan tugas individu dengan baik				
2	Menerima resiko dari tindakan yang dilakukan				
3	Tidak menuduh orang lain tanpa bukti yang akurat				
4	Mengembalikan barang yang dipinjam				
5	Meminta maaf atas kesalahan yang dilakukan				
Jumlah Skor					
NILAI					

Petunjuk Penskoran : Skor akhir menggunakan skala 1 sampai 4

Perhitungan skor akhir menggunakan rumus : $\frac{\text{Skor diperoleh}}{\text{Skor Maksimal}} \times 4 = \text{skor akhir}$

2. Penilaian Pengetahuan

- a. Teknik penilaian : Tes Lisan
- b. Bentuk Instrumen : Terlampir pada buku siswa dan lampiran.
- c. Kisi-kisi : Membuat dialog terkait dengan materi
- d. Instrument penilaian :

No	Aspek	Kriteria	Skor
1	Pengucapan	a. Aksentuasi penutur asli b. Aksentuasi tertentu c. Aksentuasi kurang sempurna d. Aksentuasi Salah	
2	Kelancaran	a. Sangat lancar seperti penutur asli b. Lancar c. Kurang Lancar d. Tidak Lancar	
3	Pemahaman	a. Memahami Tanpa Kesulitan b. Memahami Sebagian Besar c. Kurang Memahami d. Tidak memahami	

3. Penilaian Keterampilan

Keterampilan menulis

- a. Teknik Penilaian : (tertulis) Unjuk Kerja
- b. Bentuk Instrumen : Tulis.
- c. Instrument Penilaian:

No	Aspek	Diskripsi	Skor
1	Kosa kata	a. Hampir Sempurna b. Ada kesalahan tapi tidak mengganggu makna c. Ada beberapa kesalahan dan mengganggu makna d. Banyak kesalahan dan mengganggu makna e. Terlalu banyak kesalahan sehingga sulit untuk dipahami	

2	Pilihan Kata	<ul style="list-style-type: none"> a. Sangat variatif dan tepat b. variatif dan tepat c. cukup variatif dan tepat d. Kurang variatif dan tepat e. Tidak variatif dan tepat 	
---	--------------	---	--

Penentuan Nilai: Nilai Siswa = $\frac{\text{skor diperoleh}}{\text{skor maksimal}} \times 4$

Keterampilan: Praktek

Teknik Penilaian : (Berbicara) Unjuk Kerja

Bentuk Instrumen : Membacakan hasil pernyataan berdasarkan dialog

Instrument Penilaian :

No	Aspek	Diskripsi	Skor
1	Pengucapan (<i>Pronunciation</i>)	<ul style="list-style-type: none"> a. Hampir sempurna b. Ada beberapa kesalahan namun tidak mengganggu makna c. Ada beberapa kesalahan dan mengganggu makna d. Banyak kesalahan dan mengganggu makna e. Terlalu banyak kesalahan dan mengganggu makna 	
2	Kelancaran (<i>Fluency</i>)	<ul style="list-style-type: none"> a. Sangat lancar b. Lancar c. Cukup lancar d. Kurang lancar e. Tidak lancar 	

Penentuan Nilai: Nilai Siswa = $\frac{\text{skor diperoleh}}{\text{skor maksimal}} \times 4$

Takalar Agustus 2017

Mengetahui

Guru mata pelajaran

Peneliti

Hawati, S.Pd

Nurvitasari



UNIVERSITAS ISLAM NEGERI
ALAUDDIN
M A K A S S A R

APPENDIX IX
Instrument
RESEARCH INSTRUMENT
Pre-Test

1. Use the pictures below to fill in the words across and down in the puzzle

The crossword puzzle grid is shown below with the starting letters for each word:

- Across 1: G
- Across 2: B
- Across 3: H
- Across 4: B
- Across 5: L
- Across 6: S
- Across 7: E
- Across 8: R
- Down 1: C
- Down 2: C
- Down 3: H
- Down 4: B
- Down 5: L
- Down 6: S
- Down 7: E
- Down 8: P

The pictures provided for the puzzle are:

- Orange
- Horse
- Key
- Water buffalo
- Jelly
- Fly
- Tiger
- Soccer ball
- Snake
- Light bulb
- Rabbit
- House
- Crab
- Blue sneakers

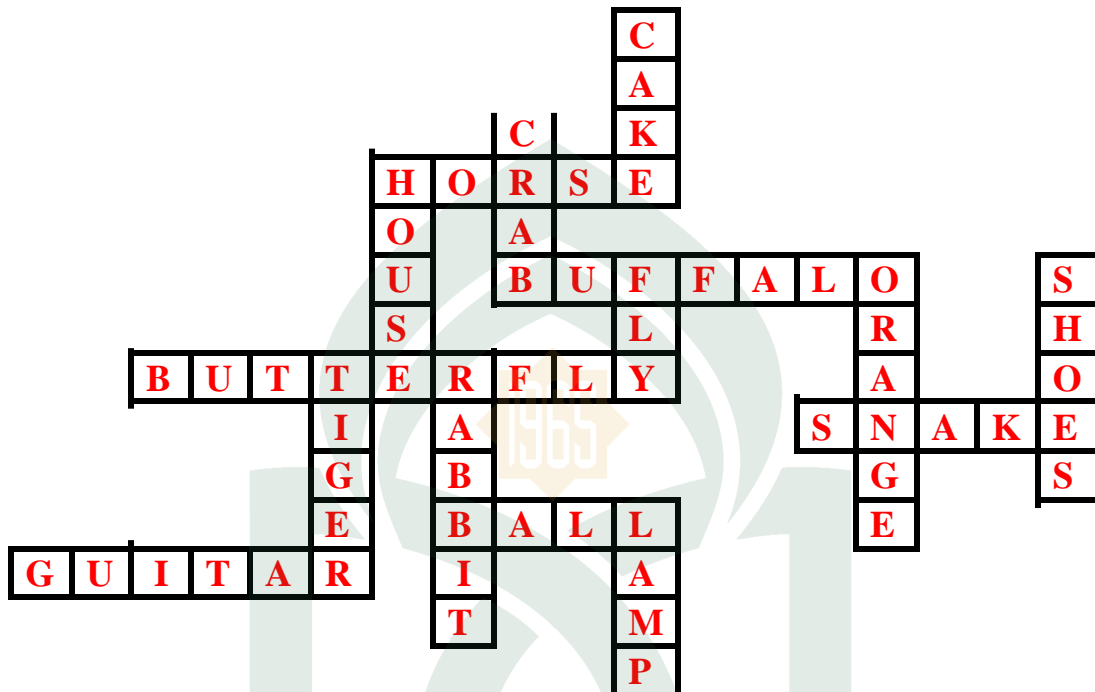
2. Write down the name of the pictures below in English

<p>1.</p> 	<p>2</p> 
<p>3</p> 	<p>4</p> 
<p>5</p> 	<p>6</p> 
<p>7</p> 	<p>8</p> 
<p>9</p> 	<p>1</p> 

ANSWER KEY

Pre-Test

1. The puzzles



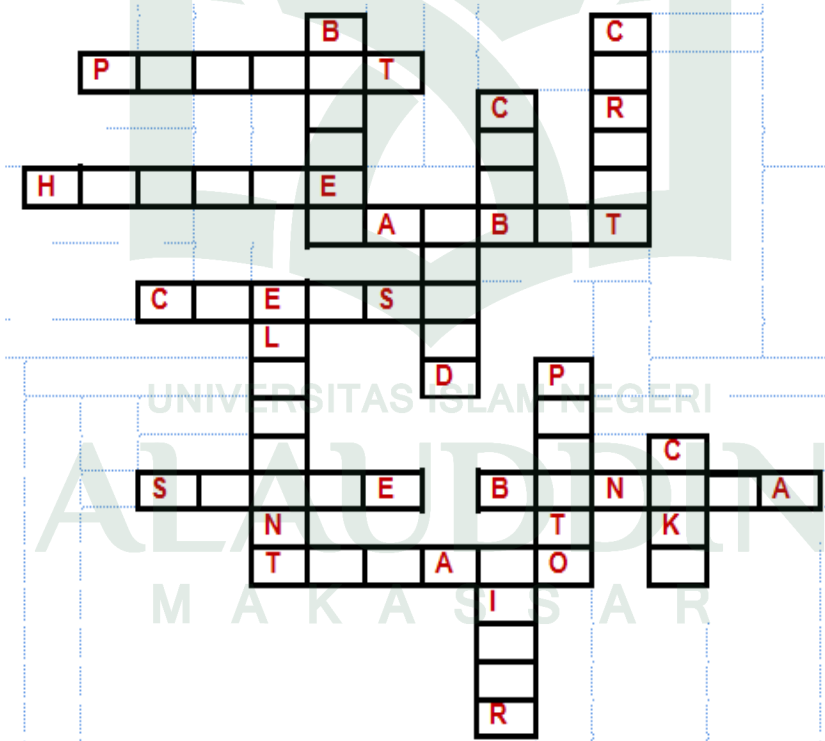

2. Essay

- 1) Pineapple
- 2) Strawberry
- 3) Cabbage
- 4) Umbrella
- 5) Coffee
- 6) Monkey
- 7) Chicken
- 8) Noodle
- 9) Frog
- 10) Pumpkin




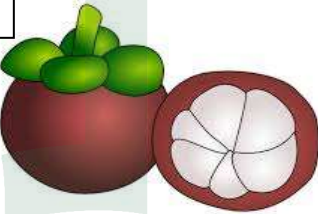




RESEARCH INSTRUMENT

Post-Test

1. Use the pictures below to fill in the words across and down in the puzzles!




2. Write down the name of the pictures below in English

<p>1</p> 	<p>2</p> 
<p>3</p> 	<p>4</p> 
<p>5</p> 	<p>6</p> 
<p>7</p> 	<p>8</p> 
<p>9</p> 	<p>1</p> 

Answer Key

Post-Test

1. The puzzles



2. Essay

- | | |
|------------|---------------|
| 1. Bicycle | 6. Mangosteen |
| 2. Giraffe | 7. Motorcycle |
| 3. Sleep | 8. Turtle |
| 4. Shower | 9. Comb |
| 5. Dancer | 10. Owl |

Documentation



UNIVERSITAS ISLAM NEGERI



CURRICULUM VITAE



The writer, Nurvitasari was born in Takalar, 11 Mei 1994, South Sulawesi. Indonesia. She was the fifth children in her family of the couple Saruddin and Muliati. She has two brothers and two sisters.

The Writer started her education at Elementary School of SDN Bontociniayo then Junior High School was Started at SMPN 2 Bontonompo Selatan and Senior High School in SMAN 1 Takalar. After finishing her studying in Senior High School, she continued her study to Alauddin State Islamic University of Makassar.

In Alauddin State Islamic University of Makassar, the writer accepted in English Education Department, Tarbiyah and Teaching Science Faculty. in this Green Campus the writer tried to develop and increase her knowledge. While active in her college, the writer joined also in organization, that was NGC (New Generation Club)

UNIVERSITAS ISLAM NEGERI
ALAUDDIN
M A K A S S A R