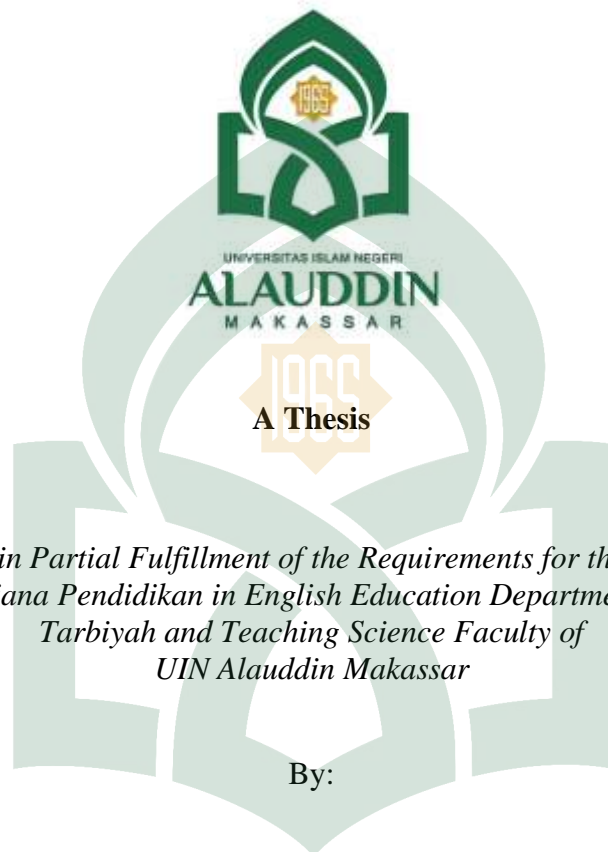


**ANALYZING TEACHERS' DIFFICULTIES IN TEACHING
LISTENING COMPREHENSION TOWARDS THE
FIRST GRADE STUDENTS OF MAN 3 BONE**



*Submitted in Partial Fulfillment of the Requirements for the Degree of
Sarjana Pendidikan in English Education Department of
Tarbiyah and Teaching Science Faculty of
UIN Alauddin Makassar*

By:

BELLA ALDAMA
Reg. Number: 20400113047

**ENGLISH EDUCATION DEPARTMENT
TARBIYAH AND TEACHING SCIENCE FACULTY
ALAUDDIN STATE ISLAMIC UNIVERSITY MAKASSAR
2017**

PERNYATAAN KEASLIAN SKRIPSI

Mahasiswi yang bertanda tangan di bawah ini:

Nama : Bella Aldama
NIM : 20400113047
Tempat/Tgl. Lahir : Tanah-tengah, 01 Juni 1996
Jur/Prodi/Konsentrasi : Pendidikan Bahasa Inggris
Fakultas/Program : Tarbiyah dan Keguruan
Alamat : SAMATA
Judul : **Analyzing Teachers' Difficulties in Teaching
Listening Comprehension Towards the First
Grade Students of MAN 3 Bone**

Menyatakan dengan sesungguhnya dan penuh kesadaran bahwa skripsi ini benar adalah hasil karya sendiri. Jika di kemudian hari terbukti bahwa ia merupakan duplikat, tiruan, plagiat, atau dibuat oleh orang lain, sebagian atau seluruhnya, maka skripsi dan gelar yang diperolehnya karenanya batal demi hukum.

Makassar, 28 September 2017

Penyusun,

UNIVERSITAS ISLAM NEGERI
ALAUDDIN
MAKASSAR

BELLA ALDAMA
NIM.20400113047


PERSETUJUAN PEMBIMBING

Pembimbing penulisan proposal skripsi Saudari **Bella Aldama**, NIM: **20400113047**, mahasiswa Jurusan Pendidikan Bahasa Inggris pada Fakultas Tarbiyah Dan Keguruan UIN Alauddin Makassar, setelah meneliti dan mengoreksi secara seksama proposal skripsi yang bersangkutan dengan judul **“Analyzing teachers’ difficulties in teaching listening comprehension towards the first grade students of MAN 3 Bone”** memandang bahwa proposal skripsi tersebut telah memenuhi syarat-syarat ilmiah dan dapat disetujui untuk diajukan ke sidang munaqasyah.

Demikian persetujuan ini diberikan untuk diproses selanjutnya.

Makassar, 11 November 2017

Pembimbing I



Sitti Nurpahmi, S.Pd., M.Pd.
NIP. 19740308 200901 2 003

Pembimbing II



Indah Fadhilah Rahman, S.Pd.I., M.Hum.
NIDN. 2030098502

PENGESAHAN SKRIPSI

Skripsi yang berjudul, "*Analyzing Teachers' Difficulties in Teaching Listening Comprehension Towards the First Grade Students of MAN 3 Bone*", yang disusun oleh **Bella Aldama NIM: 20400113047**, mahasiswa Jurusan Pendidikan Bahasa Inggris pada Fakultas Tarbiyah dan Keguruan UIN Alauddin Makassar, telah diujikan dan dipertahankan dalam sidang munaqasyah yang diselenggarakan pada hari Kamis, Tanggal **23 November 2017** bertepatan pada Tanggal **4 Rabiul Awal 1439 H**, dinyatakan telah dapat diterima sebagai salah satu syarat untuk memperoleh gelar Sarjana Pendidikan (S.Pd) pada Fakultas Tarbiyah dan Keguruan, Jurusan Pendidikan Bahasa Inggris dengan beberapa perbaikan.

Samata-Gowa, 23 November 2017

4 Rabiul Awal 1439 H

DEWAN PENGUJI

(SK. Dekan No. 2760 Tertanggal 23 November 2017)

Ketua : Dr. Kamsinah, M.Pd.I.

Sekretaris : Dr. Hamka, M.Th.I.

Munaqisy I : Dr. H. Abd Muis Said, M.Ed.

Munaqisy II : Muh. Rusydi Rasyid, S.Ag., M.Ag., M.Ed

Pembimbing I : Sitti Nurpahmi, S.Pd., M.Pd.

Pembimbing II: Indah Fadhilah Rahman, S.Pd., M.Pd.

Mengetahui :

Dekan Fakultas Tarbiyah dan Keguruan

UIN Alauddin Makassar



Dr. H. Muhammad Amri, Lc., M.Ag

NIP: 19730120 200312 1 001

ACKNOWLEDGEMENT

Alhamdulillah RabbilAlamin, the researcher would like to praise and express the high gratitude to Allah SWT, may Almighty God, the lord of the Universe who has given the blessing and inspiration and who has led to finish this research. Besides, do not forget to express Shalawat and Salam to the prophet Muhammad SAW who has led moslems from the darkness to the lightness.

Furthermore, the researcher really appreciates for beloved parents. They are **Samsir and Nurdiana** as the lovely mother and father who love, pray, motivate, and support the researcher for all of their life. They always remind the researcher to eat while finishing this research. The greatest people in the researcher's heart ever, the researcher's beloved brother **Akmal**, who always gives motivation, support, and attention to the researcher. Besides, my lovely sister is **Ina Lestari, S.T.** who always advises the researcher in each situation. In addition, my beloved young brother, **Fahrizal Yusuf** always gives motivation to the researcher.

The researcher realizes that this research would not finish without helping and the guidance from the other people, so the researcher would like to express the deepest thanks to the following person:

1. **Prof. Dr. Musafir Pababbari, M.A.** as the Rector of Islamic State University of Alauddin Makassar for his advice, during She studied at the university.
2. **Dr. H. Muhammad Amri, Lc., M.Ag.** as the Dean of Tarbiyah and Teaching Science Faculty for advice and Motivation.

3. **Dr. Kamsinah, M.Pd. I. and Sitti Nurpahmi, S.Pd., M.Pd.** as the head and the secretary of English Education Department of Tarbiyah and Teaching Science Faculty of Alauddin State Islamic University (UIN) Makassar.
4. **Sitti Nurpahmi, S.Pd., M.Pd. and Indah Fadhilah Rahman, S.Pd.I., M.Hum.** as the Consultant I and II, who were never tired to guide and gave the researcher support and brilliant ideas in finishing this thesis.
5. The researcher says thanks for **the English Teachers of MAN 3 Bone**, as the subject of the research that had given information about the difficulties in teaching listening comprehension.
6. The researcher also would say thank you so much for beloved friends in **PBI 34/EED 34** academic year 2013 and beloved friends from **EXACT FOUR MAN 3 BONE** academic year 2013, thanks for accompanying the researcher for more than four years. She will miss and remember you all.
7. The special thanks would like to be said by the researcher to her best friend, **Nur Ilmiah, Aulia Nur Insani, Fitriani. S, Samsibar, Rika Anggari, Darti, Jusni, Nilasari, and Zulkhulaefah** who always accompany, support, help, and remind the researcher in each situation.
8. The researcher' friends who always gives motivation, always supports and helps to finish this thesis.

The researcher also thanks to the others who cannot be mentioned one by one, who have helped and supported the researcher to finish this thesis. The researcher realized that the thesis would not be created without their participation.

Wassalamu 'Alaikum Warahmatullahi Wabarakatuh.

Makassar, 28 September 2017

The Researcher,



BELLA ALDAMA
NIM.20400113047

UNIVERSITAS ISLAM NEGERI
ALAUDDIN
M A K A S S A R

LIST OF CONTENT

	Pages
TITLE PAGE	i
PERNYATAAN KEASLIAN SKRIPSI.....	ii
PERSETUJUAN PEMBIMBING.....	iii
PENGESAHAN SKRIPSI.....	iv
ACKNOWLEDGEMENT	v
LIST OF CONTENT	viii
LIST OF TABLE.....	x
LIST OF FIGURES	xi
LIST OF APPENDIXES.....	xii
ABSTRACT	xiii
CHAPTER I INTRODUCTION.....	1-6
A. Background	1
B. Research Focus and Focus Description	3
C. Research Problem.....	4
D. Research Objective.....	4
E. Research Significance.....	4
F. Research Scope	5
G. Definition of Key Term.....	6
CHAPTER II REVIEW OF RELATED LITERATURE	6-20
A. Review of Related Findings	6
B. Some Pertinent Ideas	10
C. Theoretical Framework	17
CHAPTER III RESEARCH METHOD	21-25
A. Research Method.....	21
B. Research Subject	22
C. Time of the Research.....	23
D. Research Instrument	23
E. Data Collection Procedure.....	23
F. Data Analysis Technique.....	24

CHAPTER IV	FINDING AND DISCUSSION	26-42
	A. Findings	26
	B. Discussion	40
CHAPTER V	CONCLUSION AND SUGGESTION	43-45
	A. Conclusion.....	43
	B. Suggestion	44
BIBLIOGRAPHY.....		46
APPENDIXES.		48
CURRICULUM VITAE.....		68



LIST OF TABLE

	Page
Table 1.3 Research Focus And Focus Description	3



LIST OF FIGURES

	Pages
Figure 2.1 Theoretical Framework.....	16
Figure 3.1 Social Situation	20



LIST OF APPENDIXES

	Pages
APPENDIX A Instrument of Interview	47
APPENDIX B Transcript of Interview	50
APPENDIX C Documentation of Observation.....	64



ABSTRACT

Title : *Analyzing Teachers' Difficulties in Teaching Listening Comprehension towards the First Grade Students of MAN 3 Bone*
Researcher : Bella Aldama
Reg. Number : 20400113047
Consultant I : Sitti Nurpahmi, S. Pd., M. Pd.
Consultant II : Indah Fadhillah Rahman, S. Pd. I., M. Hum.

Listening comprehension is the most crucial part to communicate each other. Meanwhile, in teaching listening comprehension, it comes difficult to the teachers due to according to Mendelson (1994) the teaching of listening comprehension had long been somewhat neglected and poorly taught aspect of English in many EFL programs. There must be difficulties that the teachers faced because listening is neglected and poorly taught of English. The researcher exists for analyzing teachers' difficulties in teaching listening comprehension towards the first grade students of MAN 3 Bone. This research was qualitative descriptive and was conducted at MAN 3 Bone. The total subject of this research consisted of 5 English teachers.

The research was designed in form of qualitative descriptive by Miles and Huberman. The data were collected by interviewing and observation. The data analysis indicated: (1) Teachers' difficulties in teaching listening comprehension. (2) The factors cause the difficulties in teaching listening comprehension.

The result showed that there some difficulties that the teachers faced in teaching listening comprehension were these, teaching in a large class, the students' ability to catch the teaching listening comprehension, the lack of the students' interest to learn English specially listening comprehension, the lack of the tool to teach listening comprehension in the school, dividing the students into group. The factors caused the difficulties were the language laboratory was not used well, the lack of the students' vocabulary caused the students do not comprehend what the native speaker or the teachers said, the lack of the learning media made the students are not interest to learn English specifically listening comprehension, and about the lack of the tool in teaching listening comprehension was caused by the language laboratory was not used well as its function, and the students had a different character so the teachers got difficult in dividing the students into group.

Knowing teachers' difficulties in teaching listening comprehension can bring some solutions to overcome the difficulties. It helps the teachers to achieve learning objective. Then, listening comprehension is taught easily.

CHAPTER I

INTRODUCTION

A. *Background*

English is the most crucial language in this globalization era. When talking about English there are some skills of it, consisted of listening, reading, writing and speaking skill. In Indonesia, it is as a foreign language. However, learners have an obligation to learn it since it exists on curriculum of education in Indonesia. Penny Ur (1984: 14) cited in Helgesen and Brown (2003: 17) stated that the apparent needed of the foreign language learner to perceive and comprehended everything they heard, even though they would not do so in their native language. It was suggested that *“learner who tries to understand every single word.... Will be handicapped both by his failure to do so.... and his success”*. Well known that, education is growing up for achieving the goal of learning. Furthermore, teachers have the crucial role to achieve the goal of learning. Hence, they have to care about how they taught their students.

In teaching English, They supposed to teach the students listening skills with the other three skills but reality was different. Listening skill was neglected. So, the goal of curriculum was not achieving. According to Mendelson (1994) the teaching of listening comprehension had long been somewhat neglected and poorly taught aspect of English in many EFL programs. The teachers must know their difficulties in teaching listening so they achieved the goal of learning by repairing their difficulties. In teaching listening comprehension, the teachers also needed to pay attention deeply seeing that there were different types of teaching

listening. It depended on who was the teacher. Teaching listening comprehension had style vary from place to place, and even from person to person in the same place. Enhance the difficulties that the teachers faced also had a difference.

For many of teachers, what made listening was difficult to teach was because the teachers must build the students' understanding about how listening step it was. Nunan (2001: 24) cited in Bueno & McLaren (2006) stated that there were many steps that the students must be through when doing listening task; the *First*, they had to care about what they were hearing. The *Second*, they were choosing stimuli (selecting). The *Third*, after selecting they were focusing attention (attending). The *Fourth*, they were assigning meaning (understanding). The *Fifth*, they evaluated, in evaluating the students were analyzing and judging. The *Sixth*, they were remembering. And the last step was responding.

Every day people listened to a variety of different things. How they listened and what they did when they listened, depended on their purpose. As for that, language learners, especially those who learned English as a foreign language in a non-native setting, found it difficult to acquire good listening skill. When people did not understand what others said, they did not respond it correctly even if by gesture. Enhance, as a foreign language, the teachers had to have awareness about the crucial of teaching listening comprehension.

The difficulties in advance just mentioned about general. As the preliminary discussion to the problem, the researcher wanted to know the difficulties which were faced by the teachers in teaching listening comprehension towards the first grade students of MAN 3 BONE.

B. Research Focus and Focus Description

This research entitled analyzing teachers' difficulties in teaching listening comprehension towards the first grade students of MAN 3 BONE. The research was limited by research focus and focus description. Furthermore, research focus and focus description as follows:

1. The teachers' difficulties were some problems that the teachers faced or their challenges in teaching listening comprehension towards the first grade students of MAN 3 BONE.
2. Listening comprehension was the ability to understand speech. Listening comprehension was how to construct what people were hearing.

From the previous explanation both of research focus and research description, it showed in the table below:

No.	Research Focus	Focus Description
1.	Teachers' difficulties	The problem or the challenge that the teachers faced during the teaching process.
2.	Teaching Listening comprehension	The teachers taught listening comprehension to increase the students' ability in understanding speech towards the first grade students of MAN 3 BONE.

C. Research Problem

The problem statement which can be formulated by the researcher in this study:

1. What are the difficulties faced by the teachers in teaching listening comprehension towards the first grade students of MAN 3 BONE?
2. What are the factors that cause the difficulties for the teachers in teaching listening comprehension towards the first grade students of MAN 3 BONE?

D. Research Objective

Based on the statement of the problem, the researcher formulated the purpose of this research are:

1. To know the specific information about teachers' difficulties in teaching listening comprehension towards the first grade students of MAN 3 BONE.
2. To find out the factors that cause the difficulties for the teachers in teaching listening comprehension towards the first grade students of MAN 3 BONE.

E. Research Significance

1. Theoretical significance

The findings of this research were theoretically important for the English teachers to understand their problem in teaching listening comprehension. Moreover, they knew their factors cause the difficulties in teaching listening

comprehension. It was also crucial to the school for knowing the variance difficulties in teaching listening comprehension in their school.

2. Practical significance

a. For the teacher

In practicing, the result of this study was expected to be used for finding the solution of many difficulties that the teachers faced in teaching listening which had been found by the researcher.

b. For the student

The result of this research gave some positive influences to the students in the listening class where the teachers solved their difficulties so the listening class was handled well.

c. For the next researcher

This research gave some benefits for the next researcher who wanted to research about some strategies to teach listening. This research brought the next researcher to find the best strategy by seeing teachers' difficulties in teaching listening and they chose appropriate strategy that was used to teach listening comprehension at MAN 3 Bone.

F. Research Scope

This research focused on the teachers' difficulties in teaching listening comprehension towards the first grade students of MAN 3 BONE.

G. Definition of Key Terms

1. Teachers' difficulties

The teachers' difficulties were some problems that the teachers faced or their challenges in teaching listening comprehension towards the first grade students of MAN 3 BONE.

2. Listening comprehension

Listening comprehension was the ability to understand speech. Listening comprehension was how to construct what people were hearing.

From the previous explanation, the researcher concluded that the teachers' difficulties were some problems that the teachers faced or their challenges in teaching listening comprehension towards the first grade students of MAN 3 BONE.



CHAPTER II

REVIEW OF RELATED LITERATURE

A. *Review of Related Findings*

Hien, Trinh Vinh (2015) conducted a research entitled “*Difficulties and Strategies in Listening Comprehension*”. According to Yagang (1994) the problems in listening were accompanied with the four following factors: the message, the speaker, the listener and the physical setting. Furthermore, a numbers of research had been carried out to pick out the problem in listening. It was not only the difficulties came from the message, the listener or the speaker but also came from the environment surrounding the students. If the listening task was carried out with noises around, it was for sure they did not have a good result in listening. First, they were distracted by the noise no matter how hard they tried to focus on the task. Otherwise, the noise made a complex of sounds instead of the solo recording being played. This interrupts the students from hearing and focusing on the task. The problem also came from the poor quality of the tapes or disks. The poor equipment was somehow an obstacle to students in listening.

Bueno & McLaren (2006) conducted a research entitled “*The Importance of Teaching Listening and Speaking skill*”. This research explained the importance of teaching listening and speaking skill. Listening was a psychological phenomenon, which took place on a cognitive level inside people’s heads, and a social phenomenon, which developed interactively between people and the environment surrounding them. It considered listening as a complex process, which needed to be understood in order to teach it, and subsequently, evaluated it

before integrating it with phonological aspects and with the skill of speaking. When the students studied listening comprehension there were some steps which must be through, it started from hearing, selecting, attending, understanding, evaluating, remembering, and the last step is responding (Nunan, 2001: 24).

Rahman, Md. Saidur. (2014) conducted a research entitled “*Difficulties Teachers and Students Face in Efl/EsL Listening Classroom at Secondary Level Education in Bangladesh*”. Like the students the teachers also faced problems for teaching the listening skill at Secondary level education in Bangladesh. They were facing a lot of problems such as most of the teachers did not get the training on listening skills. They did not know how to teach the listening skill in the class room. Another problem the teachers faced was large classroom. In Bangladesh in many secondary schools there were more than 100 students in a large class. In that situation the teachers did not teach the listening skill properly. So, according to the study large class was a serious problem. According to them the students cannot hear the listening passage so large class was problem to deliver the listening skill to the students. Most of the time when the teachers took class on listening skill the students cannot understand the meaning of the difficult words for that reason they had to read the listening passage several time. It was time consuming and for the large class listening was very difficult. The teacher’s voice cannot reach at the back of the class. Another significant problem was that students were not regular in English class as a result the students who were irregular, cannot cope with the class and the teacher cannot run the class properly. He/she had to pay attention to the irregular students

while conducting the class. Another thing that the students sometimes cannot understand the unfamiliar context and cannot match their prior knowledge with the context as a result the teachers had to take extra care for the irregular student that was why the teachers faced problems while teaching listening skill in the classroom. Another problem that teacher faced in the listening class was they cannot finish the listening class in time because of students' poor listening competence. Sometimes the teachers got trouble for teaching listening skill. Most of the teachers did not have English background. For that reason most of them cannot understand the feature of English language and the literary term in English. So without having English background they faced difficulties in teaching English in the classroom. They cannot prepare the substitute materials of CD and TG. So they cannot continue the class without the CD or the prescribe passage given in the TG. Not only that they had to take at list six or seven classes per day and they have to handle a large class with mixed abilities students also. Another big problem was lack of listening materials. We found that cent percent students and teachers had given their opinion that they did not have any logistic support of practicing listening. They did not have the computer, listening passage, sound system, Teachers' Guide and in some cases electricity and they faced the difficulties to take class on listening skills. From this study it was obvious that listening skill was till now unattended in the classroom because the NCTB had provided the books in the schools but did not provide the CD or listening text in the field so the teachers and students cannot practice listening skill. Only the listening activities were given in EFT books but main

passages were not provided. So, without TG or Listening CD the teachers cannot follow the EFT books for teaching listening skill in the classroom. On the other hand, most of them were not fluent in English and they cannot prepare the material themselves on listening. For this reason they were waiting for the NCTB's materials.

Based on the previous research, the researcher found that all of the research in advance was connected with this research. Besides, the first finding was about difficulties and strategies in listening comprehension whereas this research is about teachers' difficulties in teaching listening comprehension. It was being information which is necessary to the researcher for knowing some problems in other situation. The researcher had the similar aim but has a scope that was difference. The second finding also had the relationship with this study because it was about how the students construct listening. It was very good finding to help the researcher found the teachers' difficulties in teaching listening comprehension. The last finding was relevant with this study where it told about the difficulties were faced by the teachers in teaching listening. It was similar with this study but had the different place.

B. *Some Pertinent Ideas*

1. Teachers

According to Harmer (2007: 23) Most of people can look back at their own schooldays and identify teachers, they thought were good. But generally they found it quite hard to say why certain teachers struck them as special. Perhaps it was because of their personality. Possibly it was because they had interesting

things to say. Some teachers were more extrovert and introvert than others, for example, the different teachers had different strengths and weakness. A lot depended, too, on how students viewed individual teachers and here again, not all students shared same opinions.

2. The roles of a teacher

Harmer (2001: 56) said that the roles of the teachers were so crucial because it influenced the goal of learning in the class. Within the classroom their role may change from one activity to another, or from one stage of an activity to another. If the teachers were fluent at making these changes their effectiveness as teachers was greatly enhanced. The way in which facilitator was traditionally used by many commentators. Roles such as prompter, resource, or tutor may well fulfill learner-centered lessons concept. Yet in one sense any role which the teacher adopted and which was designed to help students learned was to some extent facilitative. All roles, after all, aimed to facilitate the students' progress in some way or other, and so it was useful to adopt more precise terms than facilitator as the sections below indicated.

According to Harmer (2001: 57-63) there were many roles of the teachers; *firstly*, Controller, when teachers acted as controller they were in charge of the class and of the activity taking place in a way that was substantially different from a situation where students were working on their own in groups. Controllers took the roll, told students things, organized drills, read aloud, and in various other ways exemplify the qualities of a teacher-fronted classroom. Of course there were times when acting as a controller made sense such as when announcements

needed to be made, when order had to be restored, when explanations were given, or when the teacher was leading a question and answer session. Indeed in many educational context this was the most common teacher role. *Secondly*, Organizer, one of the most important roles that the teachers had to perform was that of organizing students to do various activities. This often involved giving the students information, telling them how they were going to do the activity, putting them into pairs or groups, and finally closing things down when it was time to stop. *Thirdly*, assessor, one of the things that students expected from their teachers was an indication of whether or not they were getting their English right. This was where the teachers had to act as an assessor, offering feedback and correction and grading students in various ways. *Fourthly*, prompter, when the teachers prompted they needed to do it sensitively and encouragingly. If the teachers were too adamant they risked taking initiative away from the student. If, on the other hand, they were too retiring, they may not supply the right amount of encouragement. *Fifthly*, participant, the traditional picture of teachers during student discussions, role play, or group decision-making activities, was of people who ‘stand back’ from the activity, letting the learners get on with it and only intervening later to offer feedback and/or corrected mistakes. However, there were also times when the teachers might want to join in an activity not as a teacher, but also as a participant in their own right. *Sixthly*, resource, students might ask how to say or write something or what a word or phrase meant. They might want to know information in the middle of an activity about that activity or they might want information about where to look for something – a book or a web site for

example. This was where the teachers can be one of the most important resources the students had. *Seventhly*, tutor, it was difficult to be a tutor in a very large group since the term implied a more intimate relationship than that of a controller or organizer. However, when students were working in small group or in pairs, the teachers can go round the class and, staying briefly with a particular group or individual, offer the sort of general guidance they were describing. Care needs to be taken, however, to ensure that as many individuals or groups as possible were seen, otherwise the students who had not had access to the tutor may begin to feel aggrieved. The last role was observer, when the teachers were acting as controllers, giving feedback or organizing students, they needed to be observing at the same time too, constantly alert to the effect their actions were having, trying to tease out feelings and reactions in the classroom. They needed to be able work and observed simultaneously listening, watching, and absorbing did that the teachers can create the best kind of rapport between themselves and their students. The teachers needed to be able to switch between the various roles that had been described, judging when it was appropriate to use one or other them. When the teachers had made decision, they needed to be aware of how they carried out that role and how they performed it.

3. Teaching

Harmer (2007: 107) stated that it was often helpful to use metaphors to describe what teachers did. Sometimes, for example, teachers said they were like actors because they felt as if they were always on the stage. Others talked of themselves as orchestral conductors because they directed conversation and set

the pace and tone. Yet others felt like gardeners because they planted the seeds and then watched them grow. The range of images - these and others – that teachers used about themselves indicated the range of views that they had about their profession. Teaching was not easy job, but it was a necessary one, and can be very rewarding when seeing the students' progress and knew that teachers had helped them to make it happened. It was true that some lessons and students can be difficult and stressful at times, but it was also worth remembering that at its best teaching can also be extremely enjoyable.

4. Why teach listening?

The survey that has been conducted by Saidur (2014) in Bangladesh found that both the teachers and the students agree with the statement that listening skill should practice in the classroom. Among 70 teachers, 69 teachers of them agreed that listening skill should practice in the classroom. The same opinion had been given by the students. It showed that 99% of the students agreed to practice listening skill in the classroom. They thought without listening skill, speaking skill was not complete. Field (2008: 1) stated that it was standard practice nowadays for language teachers to provide sessions that focused on listening skill. There was a wide choice of listening materials available with accompanying CDs, and DVD or video was used in many classrooms.

5. Listening in Action

a. Bottom Up Processing

Based on Helgesen and Brown (2007: 6) bottom up processing was trying to make sense of what people heard by focusing on the different parts: the


vocabulary, the grammar or functional phrases, sounds, etc. This theory was traditional theory of listening comprehension. Example: listening to directions from a friend on how to get to his/her house. This kind of listening comprehension was achieved by dividing and decoding the sounds - bit by bit. The ability to separate the stream of speech into individual words became more important here, if we were to recognize, for example, the name of a street or instructions on how to take a particular bus. Understanding vocabulary and other specific parts of speech was also very important for this kind of listening.

b. Top Down Processing

On the other hand, according to Helgesen and Brown (2007: 6) it started with background knowledge called schema. This can be content schema (general knowledge based on life experience and previous learning) or textual schema (knowledge of language and content used in a particular situation: the language you needed at a bank was different than what you needed when socializing with friends. This theory was also traditional theories of listening comprehension. Example: listening to a friend told a story about a terrible vacation in Thailand during rainy season with a mutual friend. This kind of listening required the use of background knowledge in understanding the meaning of the message. Background knowledge consisted of context. Did you ever get your students to predict the content of a listening beforehand, maybe using information about the topic or situation, pictures, or key words? If so, you were helping them to develop their top-down processing skills.

c. Contemporary Theories of Listening Comprehension.

It was the “*old school*” way of teaching was bottom-up but then shifted to more top-down listening processes. There were good reasons for this given that learners needed to be able to listen effectively even when faced with unfamiliar vocabulary or structures but nowadays most educators agreed that it should be a mix of both processes. Successful listening depended on the ability to combine these two types of processing.



C. *Theoretical Framework*

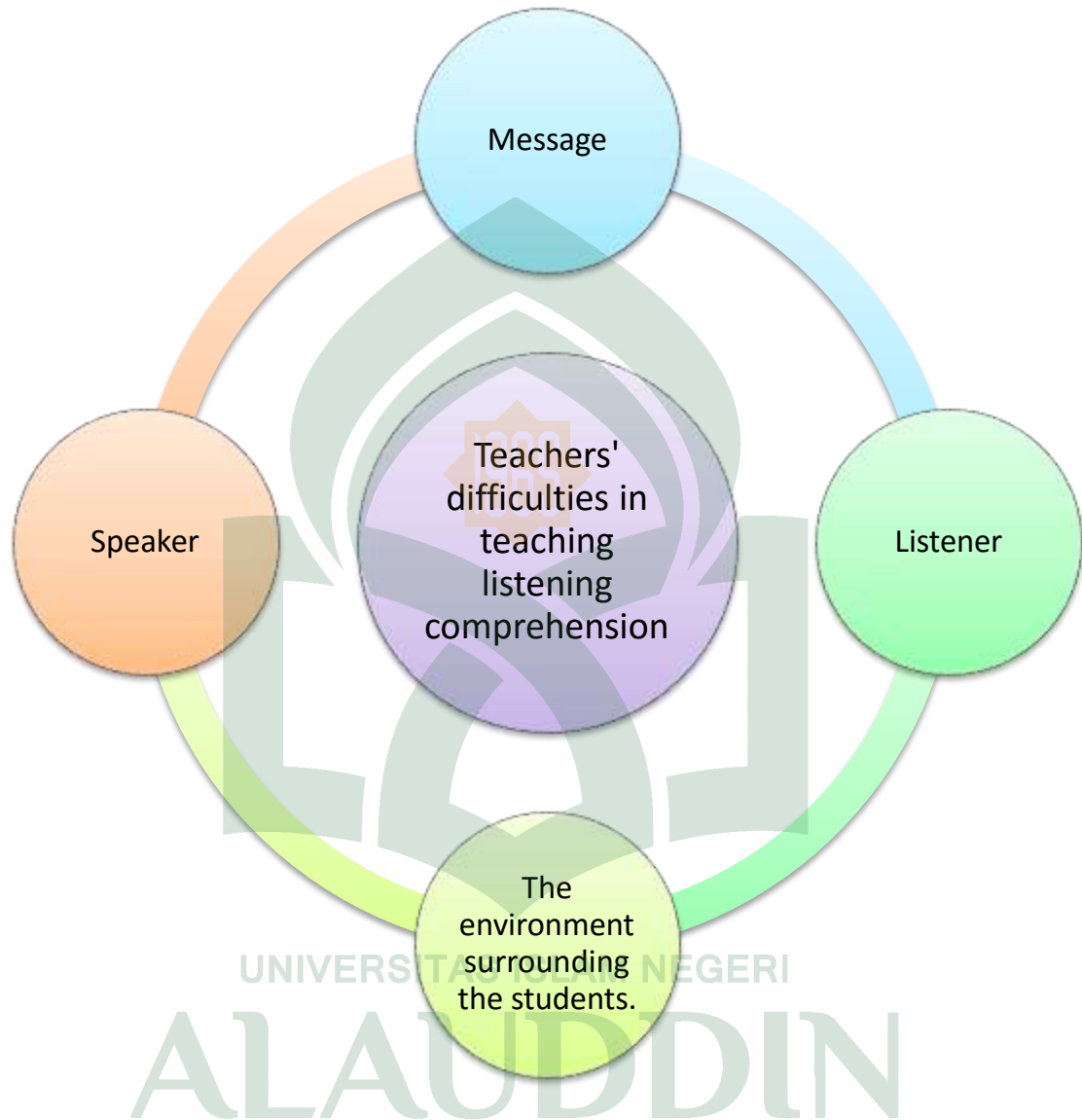


Figure 2.1: Teachers' difficulties criteria

From the theory and some explanations from experts in other research the researcher made the stages in advance, the researcher concluded that in teaching listening comprehension, so many difficulties that the teachers faced in the class. The teachers were to handle the students, prepare the speaker and listener, provide the material, and see the environment surrounding the students. For doing all of

them, it was not easy for the teachers who were not aware about how they taught in the class and they had to think about it and realized that the teachers must do some reflections to understand what they needed to be repaired. For knowing what the teachers would repair, they had to know what their difficulties then found out what they must care about. The teachers were so crucial in students' understanding in listening comprehension and also to make the teachers know what their needs to make listening comprehension was taught easily.

Factors that Affect Listening comprehension

Effective listening in classroom was about more than hearing and working knowledge of language. Other factors affected listening comprehension in classrooms, where teachers utilized oral presentations to teach new content to students. If students struggle with listening comprehension they are struggle to learn material which was presented orally. Having an awareness of the factors that affected listening comprehension helped teachers better address the needs of their students.

1. The Listener

Students employed listening strategies throughout the day, whether engaging in social situations or participating in learning activities. In general, listening comprehension improved when they are interested in the topic. Bring students into the discussion by relating the lesson to something they are familiar with.

2. Background Knowledge

A students' background knowledge on a subject affected their listening comprehension. For example, when teachers discuss the Mesozoic Era, students with poor listening comprehension may tune out, having no connection to their vocabulary. Without adequate background knowledge, the students with poor listening skills have difficult time accessing difficult information. Prepare students for new or difficult material by reading trade books, showing videos and breaking down difficult vocabulary into words they can relate to.


3. Speaking Style

The manner in which the teachers spoke, it may have an effect on listening comprehension. If the teachers used a fast rate of speech, students with listening comprehension difficulties may have difficulty keeping up with the lesson as they tried to deal with unknown subject matter. Slowing down and speaking distinctly allowed the students to focus on the content of the lesson without struggling to keep up. Writing vocabulary words on the chalkboard as the introduction to the students, it allowed the students to see the word in print in case they have difficulty understanding new terms. Repetition, rewording information and giving examples provided additional support for students who struggle with listening comprehension.

4. Visual Input

For some students, visual supported aid listening comprehension for new material. Presenting a map of Europe along with an oral discussion of World War II gave the listener a visual representation of the location of various battles.

Watching movies about the war, it also can help the students to understand the material in listening comprehension.



CHAPTER III

RESEARCH METHOD

A. Research Method

In this research, the researcher used qualitative research. Cresswell (2012: 228) cited in Sugiyono (2014) stated that qualitative research was a means for exploring and understanding the meaning individuals or groups ascribe to a social or human problem. The process of research involved emerging questions and procedures, collecting data in the participants' setting, analyzing the data inductively, building from particulars to general themes, and making interpretations of the meaning of data. The final written report had a flexible writing. Bogdan and Biklen (1982: 230) cited in Sugiyono (2014) said that Qualitative research was descriptive. The data collected was in the form of words of pictures rather than number.

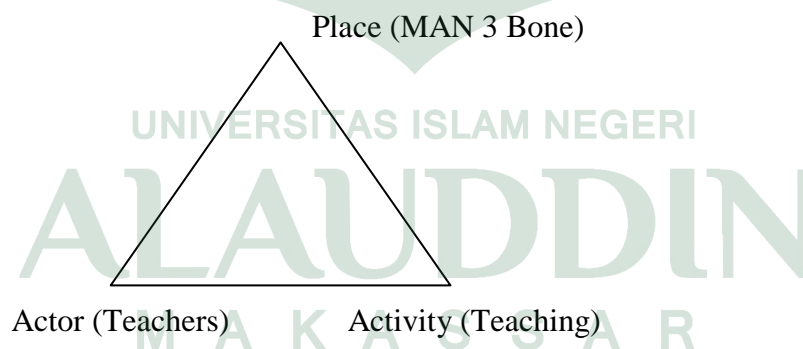


Figure 3.1: Social situation

The aim of this method was to describe the teachers' difficulties in teaching listening comprehension and to analyze the difficulties that appeared, to find the factors caused the difficulties in teaching listening comprehension.

B. Research Subject

The subject of this research was the English teachers of MAN 3 Bone. The teachers taught the students towards the first grade students of MAN 3 BONE. The researcher chose the teachers towards the first grade students of MAN 3 BONE due to listening comprehension was not emphasized in teaching English towards the second grade students of MAN 3 Bone and also towards the third grade students, teaching English was focused on national examination matter. Moreover, towards the first grade students of MAN 3 BONE, the teacher emphasized listening comprehension in teaching English.

Sanapiah Faisal stated that there were some criteria that must be had by the person or group to be subject research in qualitative research were these; the *First*, they mastered in something (teaching listening comprehension), did not only know it but they comprehended fully. The *Second*, they were including in the activity that the researcher were being research. The *Third*, they did not prefer to give information from their own fake information. The *Fourth*, they had time to be interviewed. The *Fifth*, they were including preliminary unfamiliar with the researcher. All of the teachers, towards the first grade students of MAN 3 BONE, were including of the criteria in advance. Hence, the researcher determined all of the teachers towards the first grade students of MAN 3 BONE as the subject of this research.

This research analyzed teachers' difficulties in teaching listening comprehension towards the first grade students of MAN 3 BONE. The researcher researched English teachers of MAN 3 Bone because different place had a

different difficulty in listening comprehension. Furthermore, different person in the same place also had a different difficulty. Hence, the researcher provided specific information to the teacher about their challenges or their problems in teaching listening comprehension.

C. Time of The Research

This research was conducted on July 24th in 2017. It took one day to interview all of the teachers in getting some information then the researcher observed the school on July 25th – 27th in 2017 to find the factors caused the difficulties in teaching listening that the teachers faced towards the first grade students of MAN 3 BONE.

D. Research Instrument

The instruments of this research were observation and interview. There were five teachers who taught English towards the first grade students of MAN 3 BONE that had been interviewed by the researcher. The purpose of it was to know what difficulties that the teachers faced in teaching listening comprehension towards the first grade students of MAN 3 BONE. Through observation, the researcher knew the factors which caused their difficulties in teaching listening comprehension.

E. *Data Collection Procedure*

The researcher did the procedure as follow:

1. The researcher did some interviews to the teachers on July 24th 2017.
2. Then, the researcher observed beyond to find out the factors which caused some difficulties in teaching listening comprehension towards the first grade students of MAN 3 BONE on July 25th - 27th 2017.
3. The researcher collected the data from the respondents (*see on appendix B*) and then analyzed it.

F. *Data Analysis Technique*

The data was collected from the respondents were analyzed by using qualitative from Miles and Hurbeman (1984). The data was collected through some interviews about teachers' difficulties in teaching listening comprehension and through observation to find its factors. There were four stages of this method, were these;

1. Collection

The collection stage had been explained in the data collection procedure.

2. Reduction

The process of selecting, focusing, simplifying, abstracting, and transforming the 'raw' data that appears in written-up field notes. Data reduction occurs continuously throughout the life of any qualitatively oriented project. This is part of analysis.

3. Display

The major flow of analysis activity was data display. A ‘display’ was an organized assembly of information that permits conclusion drawing and action taking. The most frequent form of display for qualitative data has been narrative text.

4. Drawing and verifying conclusion

The last stage stream of analysis activity was conclusion drawing and verification. From the beginning of data collection, the qualitative analysis is beginning to decide what things mean, is noting regularities, patterns, explanations, possible configurations, causal flows, and propositions. Final conclusions may not appear until data collection is over.

CHAPTER IV

FINDING AND DISCUSSION

A. *Findings*

This chapter gave a detailed analysis of the data which was found in the research. On July 24th 2017, the researcher conducted the interview for 5 English teachers who taught towards the first grade students of MAN 3 BONE. The data from the result of this research was analyzed by using qualitative descriptive from Miles and Hurbeman through some interviews that were done by the researcher on July 2017. Where all of the respondents did the interview were the English teachers towards the first grade students of MAN 3 BONE.

This research used structural interview to give some confirmation about the respondent itself. There were 10 statements for knowing the respondents' English knowledge as a confirmation and 5 questions to know how the respondents taught the teaching listening comprehension. There were also 7 questions to give some additional information about the teaching listening comprehension. It brought the researcher for analyzing teachers' difficulties in teaching listening comprehension.

1. The *first* respondent

The teacher said that listening skill was an important skill in learning English because of its reason listening skill must be taught in the classroom (*transcript 1 and 2 in page 51*). Listening passage was often taught to the students and sometimes English was used in the class (*transcript 3 and 4 in page 51*). It meant that the teacher combined the language by using English and Bahasa. It

made sure that the teacher could speak English well with good pronunciation because the teacher combined the language for making the students understand about the instruction in teaching listening comprehension (*transcript 5 and 6 in page 51*). The teacher could catch the foreign pronunciation easily and could teach the students without hesitancy because the teacher knew the procedure of the teaching listening comprehension. Even though, the teacher could speak English well but the training to learn more about listening skill was still needed to the teacher (*transcript 7, 8, and 9 in page 51*). The teacher also had a big voice where all of the students can hear it (*transcript 10 in page 51*).

The teaching listening comprehension was taught by preparing the material and all of the instruments and speaker which must be used in the class, consisted of the media. Then, the teacher organized the chair of the students (*transcript 11 in page 51*) but when teaching listening comprehension the teacher faced the challenge while teaching listening comprehension to the students in the class. It was the difficulty of the students to catch what the native speaker said (*transcript 12 in page 51*). The students found difficulty to catch what the native speaker said so the students must learn listening comprehension. It was the reason why teaching listening comprehension was crucial because it trained the students to hear English conversation in listening comprehension hence they used it in daily life (*transcript 13 in page 52*). The teacher used to apply audiovisual with LCD, laptop, and also speaker to teach listening comprehension in the class (*transcript 14 in page 52*) and there was only LCD in the school and there was no

another source or specific material for listening comprehension hence all of the teachers must search it on the internet (*transcript 15 in page 52*).

Talking about handling the students when teaching listening comprehension, it was easy for the teacher. The chair of the students was organized based on their quality to hear learning listening comprehension. Instead of the students who had the problem with their ear sat near with speaker to make sure that the students heard it clearly (*transcript 16 in page 52*). There were not too many difficulties that the teacher faced in organizing the students in teaching listening comprehension (*transcript 17 in page 52*). Furthermore, the teacher prepared the material in teaching listening comprehension with the voice of the native speaker that had been recorded (*transcript 18 in page 52*). Besides, the teacher cared to the students by organizing the chair of the students based on their quality to hear. It was so affected to the teaching listening comprehension (*transcript 19 in page 52*). Talking about the material in teaching listening comprehension, the teacher considered the students' ability in listening to prepare the material (*transcript 20 in page 52*).

It can't be neglected that if the teacher taught listening comprehension in language labs so learning objective can be achieved because there was no noisy that affected the students' ability in understanding listening comprehension but if listening comprehension was taught in the class, it affected the students to understand the material. It was caused by other classes whom made disturbance and the students got difficulties to concentrate while listen to it. During teaching listening, the teacher taught listening comprehension only in the class (*transcript*

21 in page 52). Although, there was difficulty that the teacher faced in teaching listening comprehension in the class but it was not too much difficult for the teacher (*transcript 22 in page 53*).

2. The *second* respondent

Listening skill was an important skill in learning English because listening was very crucial part skill when people wanted to speak (*transcript 1 in page 53*). It supported speaking skill. That was why the teaching listening must be taught in the classroom (*transcript 2 in page 53*). Another reason was listening skill could increase the students' interest to learn English because listening skill was taught with song. Hence, listening skill could be basic reason for the students to interest about English. Furthermore, the teacher was rarely to teach listening passage to the students because the ability of the students was not capable yet to learn listening passage but this did not mean that the students had bad English. Moreover, the teacher thought that taught listening passage to the students brought the students feel bored (*transcript 3 in page 53*).

In using English in the class, the teacher combined English with the students' mother tongue due to the students did not comprehend what the teacher said. The teacher considered the students at MAN 3 Bone and it pushed the teacher to use two languages in the class (*transcript 4 in page 53*). The teacher absolutely could speak English well and fluently but the teacher also mentioned that if it was referred to pronunciation, it was uncountable. Every country had difference about pronouncing English but in Indonesia, people commonly had good pronunciation (*transcript 5 and 6 in page 54*). The teacher also could catch

the foreign pronunciation easily which meant that in understanding English was easy (*transcript 7 in page 54*). Nonetheless, the teaching listening comprehension did not follow the procedure but the teacher taught the students without hesitation. According to the teacher if teaching followed the procedure of teaching listening comprehension so the students felt bored. Hence, the teaching flowed with following the teacher' own way.

The teacher had the students to listen the song in their home for a few days to know its song and the teacher arranged the test like fill in the blank test. Then, in teaching listening comprehension, the teacher presented song so the students felt that it was easy to learn English (*transcript 8 in page 54*). The researcher thought that the teacher had the aim why taught the students without following the procedure, the teacher wanted to build the students' interest in learning English. In addition, the teacher needed training to learn more about listening skill due to listening skill was the most difficult skill in English for instead when people joined TOEFL test, listening skill was the scary case because the accent of the native speaker was difficult to be comprehended (*transcript 9 in page 54*). The teacher' voice was loud enough to hear back in the classroom (*transcript 10 in page 54*).

Before teaching listening comprehension to the students, the teacher found the students' interest to learn English and concluded that it must be better to teach listening comprehension by using song or poem because it was more interesting than using conversation which made the students were shock. Moreover, this was the students of the first grade where listening skill was still strange for them

(*transcript 11 in page 54*). Besides, the challenge was faced while teaching listening comprehension to the students in the class was the ability of the students at the first grade in English (*transcript 12 in page 55*). Then, the listening skill was so important to increase the students' interest in learning English. It had been said in the previous explanation about listening was the important part to push students' interest. When people wanted to continue the study to post graduate, they needed to do TOEFL test. No matter what department that they took, it needed TOEFL test (*transcript 13 in page 55*).

Before giving some conversations in teaching listening comprehension to the students, the teacher gave song for the students afterwards gave the students some tests about the song even the students memorized that song after the students interested with listening comprehension then the teacher gave them a conversation (*transcript 14 in page 55*). The teacher used English song to teach listening comprehension. It meant that so many songs were required and it was not provided by the school. There was just book in the school, excepted if national examination wanted to conduct so some sources appeared (*transcript 15 in page 55*).

To handle the students when teaching listening comprehension, the students were divided into a few groups. It did not mean that the teacher discriminated the students however it was about the place was unavailable to teach listening comprehension without dividing them into group. In addition, teaching listening comprehension was not effective if there were so many students in the class. It can't not be guaranteed that the students comprehended the

listening comprehension if so many students in the class (*transcript 16 in page 56*). Certainly, there was difficulty to organize or handle the students but it was not too many. The difficulties were faced by the teacher were to give them the direction clearly because listening was a new thing for the students. Furthermore, the place was unavailable to teach listening comprehension in the class (*transcript 17 in page 56*).

For preparing the speaker, the teacher neither used the native speaker nor who read the text. The friends, from the university, were capable to speak in front of the students were called by the teacher for helping teacher. They were almost like the native speaker of English since that there was not native speaker of English in Indonesia. However, the teacher demanded some friends as the speaker since it made the students interested to learn listening comprehension. Another reason, people who gave the listening comprehension were the stranger and it made the students more focused on learning (*transcript 18 in page 56*). The teacher did not organize the chair of the students based on their quality to hear because there were not students who had bad hearing in the class. The class was organized by combining the students to avoid the discrimination (*transcript 19 in page 56*).

About providing the material, the teacher differentiated the students who had good English listening and who had poor English listening afterward the students who had English listening well were chosen to be the leader in the group. It was conducted by the teacher due to the students who had English listening well could guide their friends to learn more about listening comprehension. It helped

the teacher to reach learning objective (*transcript 20 in page 56*). The environmental surrounding the students affected the teaching listening comprehension because of the location of the school was effective (*transcript 21 in page 57*). It was so far from the street. Hence, the environmental surrounding the students brought positive impact in teaching listening comprehension. It meant that the environmental surrounding the students did not bring difficulty for the teacher in giving the material when teaching listening comprehension (*transcript 22 in page 57*).

3. The *third* respondent

Listening comprehension was an important skill in learning English but it can't be neglected that listening comprehension was also the most difficult skill among the other skills. The lack of students' vocabulary and the lack of students' interest to learn listening comprehension were the reasons that listening skill was difficult both of to learn and to teach it. Meanwhile, listening was the basic skill in mastering English. When communicating each other, listening and speaking skill also couldn't be separated. Listening skill existed to increase speaking ability of the students (*transcript 1 in page 57*). That was why listening skill should be taught in the classroom to learn English language and also when the teacher wanted to teach speaking to the students, listening skill existed in the teaching English automatically (*transcript 2 in page 58*). The teacher taught listening passage to the students and used English in teaching listening comprehension but it couldn't be avoided that the teacher combined English with the students' mother tongue to make sure that the direction that had been given by the teacher was

understood (*transcript 3 and 4 in page 58*). The researcher also thought that when teaching all of the skills in English like writing, reading, and speaking, listening skill couldn't be neglected. Absolutely, the teacher could speak English fluently although the teacher's pronunciation was not bad (*transcript 5 and 6 in page 58*).

Nonetheless, the pronunciation was poor but the teacher could catch the foreign pronunciation easily and could teach the students listening skill without any hesitation because the teacher knew the procedure of teaching listening skill (*transcript 7 and 8 in page 58*). However, the training to learn more about listening skill was required (*transcript 9 in page 58*). In addition, the teacher's voice was loud enough to hear back in the classroom (*transcript 10 in page 58*). In teaching listening comprehension, the teacher taught the students listening comprehension by presenting the audio, cassette, or video but sometimes if there was no media which could be used in the class so the teacher taught them by pronouncing the material to the students afterwards the students listened while write what they had heard then gave a commentary (*transcript 11 in page 58*). The challenge was faced while teaching listening comprehension to the students in the class was the lack of students' vocabulary. It caused that the students did not understand what the speaker said (*transcript 12 in page 59*).

The importance of teaching listening skill had a big role in English class. Listening skill should exist to create the conversation in the class. Listening skill was the most crucial role to build communication (*transcript 13 in page 59*). The learning style that the teacher used to teach listening comprehension was talking in front of the students then presented the recording or audio. The teacher thought

that almost all of the students supposed that listening comprehension was difficult one in English due to the students did not know how to differ English words which they had heard (*transcript 14 in page 59*). Meanwhile, the source which could support teaching listening comprehension in the school was only book (*transcript 15 in page 59*).

Dividing the students into a few groups was conducted by the teacher to handle the students when teaching listening comprehension (*transcript 16 in page 59*). The teacher found the difficulties for organizing the students in the students' motivation to learn English specifically listening comprehension. The lack of the students' interest to learn was the big challenge for the teacher to make the teaching listening comprehension was taught well (*transcript 17 in page 59*). To prepare the speaker, the teacher rarely used audio (laptop, or cassette). The teacher taught listening comprehension by reading a passage or conversation (*transcript 18 in page 60*). In caring the students, the teacher organized the chair of the students based on their quality to hear (*transcript 19 in page 60*). In addition, the teacher considered the students to provide the material (message) in teaching listening comprehension (*transcript 20 in page 60*). The teacher also said that the environmental surrounding the students affected the teaching listening comprehension (*transcript 21 in page 60*). The environmental surrounding the students affected the difficulties in teaching listening comprehension but the teacher did not mention that what difficulty it was when giving the material when teaching listening comprehension (*transcript 22 in page 60*).

4. The *fourth* respondent

Listening skill was an important skill in learning English language because the students could understand what the teacher said if the students had good listening (*transcript 1 in page 60*). It must be taught in the classroom because listening was the crucial role to comprehend the other skills like reading (*transcript 2 in page 60*). Listening passage was rarely taught to the students (*transcript 3 in page 60*). In addition, the teacher combined the language to teach listening comprehension (*transcript 4 in page 60*). The English of the teacher was not bad and referred to pronunciation was also not bad (*transcript 5 and 6 in page 61*). The teacher could catch the foreign pronunciation (*transcript 7 in page 61*). Moreover, the teacher taught the students listening skill without any hesitation because they knew the procedure of teaching listening comprehension (*transcript 8 in page 61*). Despite, the teacher knew the procedure to teach listening comprehension but the teacher still required the training to learn more about listening skill and the researcher thought that the teacher answered the question with hesitation (*transcript 9 in page 61*). The teacher' voice was loud enough to hear back in the class (*transcript 10 in page 61*).

To teach listening comprehension, the teacher taught listening comprehension to the students with song. The teacher taught by following a book which was provided by the school (*transcript 11 in page 61*). The challenge or the difficulty that the teacher faced when teaching listening comprehension was the lack of the tool like there was no earphone and the language laboratory was not used well (*transcript 12 in page 61*). Teaching listening comprehension was a

crucial thing (*transcript 13 in page 61*). The teacher taught listening comprehension by explaining the main point about how crucial listening comprehension was. Then, the teacher gave example and test (*transcript 14 in page 61*). Furthermore, the teacher brought laptop and speaker to teach listening comprehension because there was no media like headphone or earphone which had been provided by the school (*transcript 15 in page 61*).

To handle the students, the teacher divided the students into two groups because there were 40 students. The teacher got the trouble to handle all of the students so it was divided into two groups and two sessions (*transcript 16 in page 61*). However, the teacher found difficulty to organize the students because they had different character (*transcript 17 in page 62*). For preparing the speaker, the teacher provided recording to teach listening comprehension (*transcript 18 in page 62*). The teacher did not organize the chair of the students based on their quality to hear but the students was organized the chair of the students based on the students' attention. The students who did not pay attention in the teaching listening comprehension were placed in forward to help the teacher to control the class (*transcript 19 in page 62*). In providing the material, the teacher considered the students to provide the material in teaching listening comprehension (*transcript 20 in page 62*). The environmental surrounding the students affected the teaching listening comprehension (*transcript 21 in page 62*). It did not bring the difficulty to the teacher for giving the material when teaching listening comprehension (*transcript 22 in page 62*).

5. The *fifth* respondent

Listening English is an important skill in learning English language (*transcript 1 in page 62*). That was the reason why listening skill should be taught in the classroom to learn English language (*transcript 2 in page 63*). Listening passage was taught to the students (*transcript 3 in page 63*). When teaching listening comprehension, the teacher combined the language in teaching listening comprehension (*transcript 4 in page 63*). The teacher could speak English fluently. Meanwhile, the teacher's pronunciation was not bad (*transcript 5 and 6 in page 63*). Despite, the teacher could catch the foreign pronunciation easily and could teach listening skill to the students without any hesitation because the teacher knew the procedure of teaching listening skill but the training to learn more about listening was still needed (*transcript 7, 8, and 9 in page 63*). The teacher's voice was loud enough to hear back in the classroom (*transcript 10 in page 63*).

The teacher taught the students listening comprehension by reading a passage three times even until four times and then the teacher had the students to repeat it and gave the question to the students. Sometimes the teacher presented the recording (*transcript 11 in page 63*). The lack of the students' vocabulary was the reason why the students did not understand what passage was. It was the challenge that the teacher faced (*transcript 12 in page 63*). It was so important to teach listening skill because the students were taught listening comprehension while train the students to hear words without looking the writing (*transcript 13 in page 63*). Furthermore, the teacher used picture card to teach listening

comprehension where the teacher had the students to come forward then told about the picture while the other students listened (*transcript 14 in page 63*). There were some sources in the school which was necessary for the teacher like book, cassette, etc (*transcript 15 in page 64*).

To handle the students when teaching listening comprehension, the teacher handled the students by using their mother tongue of the students to explain the way how to listen or the way of learning process. After giving a passage to the students, the teacher gave some vocabularies as the key to know the story of the passage (*transcript 16 in page 64*). The teacher got the challenge or difficulty when dividing the students into group because some of the students did not want to have the same group with other students who lowed in English (*transcript 17 in page 64*). To prepare the speaker, the teacher checked the speaker in the office before teaching listening comprehension. In addition, the teacher used native speaker which had been recorded but if the students did not comprehend what had been said by the native speaker so the teacher read the passage or conversation to make sure that the students understand what it meant (*transcript 19 in page 64*). Moreover, the teacher did not organize the chair of the students based on their quality to hear but the teacher mixed all of the students to avoid the discrimination (*transcript 20 in page 64*). The environmental surrounding the students affected the teaching listening comprehension but it brought positive influence to the teaching listening comprehension (*transcript 21 in page 64*). It meant that the environmental surrounding the students did not give difficulty to the teacher in

explaining the material when teaching listening comprehension (*transcript 22 in page 64*).

B. Discussion

This research was aimed for knowing the difficulties were faced by teachers in teaching listening comprehension towards the first grade students of MAN 3 BONE and finding some factors caused the difficulties were faced by the teachers in teaching listening comprehension towards the first grade students of MAN 3 BONE. The interview and observation were used as the instrument in this research.

From the explanation in advance, it can't be neglected that teaching listening comprehension was difficult to the teacher which can be seen from the result of interview and observation. There some difficulties that the teachers faced in teaching listening comprehension were these, teaching in a large class, students' ability to catch the teaching listening comprehension, the lack of the students' interest to learn English particularly in learning listening comprehension, the lack of the tool in the school, in dividing the students into group. The factors caused the difficulties were there were 40 students in the class and the teacher taught them listening comprehension in the class, the lack of the students' vocabulary so the students did not comprehend what the native speaker or the teachers said, the lack of the learning media in the school, and the language laboratory was not used well, and the students have different character which caused the teacher got difficult to divide into group.

Teaching in a large class was the main difficulty that the teachers faced in teaching listening comprehension because the teachers taught listening to 40 students. Meanwhile, teaching listening was taught in the class. It was also caused by language laboratory. It was not functioned well.

The students' ability to catch the teaching listening comprehension was poor. It was caused the lack of the students' vocabulary. The students' ability to comprehend the teaching listening comprehension became the reason that the teachers faced the difficulties in teaching listening comprehension due to the teachers must work harder to teach listening comprehension till learning objective was reached.

The students' interest to learn English was also one of the difficulties to the teacher in teaching listening comprehension. It was caused the lack of the learning media to teach listening comprehension. Meanwhile, in teaching listening comprehension, learning media affected the students' interest in learning English.

Furthermore, in teaching listening comprehension, the lack of the tool was also the teachers' difficulty. It was caused by the language laboratory was not used well. However, language laboratory was the most crucial one in teaching listening comprehension. It affected almost all of the difficulties which had been mentioned in the previous explanation.

In addition, the teacher got the difficulties in dividing the students into two groups. It was caused by different character that the students had.

According to Yagang (1994) the problems in listening were accompanied with the four following factors: the message, the speaker, the listener and the

physical setting. From the previous research, it was not only the difficulties came from the message, the listener, or the speaker, but also from the environmental surrounding the students. In this research, the difficulties also came from the place where the teacher taught listening comprehension and came from dividing the students into group. Both of this research and the previous research, a large class was a serious problem but there was different meaning of a large class. In the previous research, there were more than 100 students in a large class. Meanwhile, in this study, there were 40 students in a large class due to listening comprehension was taught in the class. Besides, in this study, the teachers did not have the problem to prepare the material on listening whereas in the previous research, the teachers cannot prepare the material on listening.

All of the difficulties had been described in the previous explanation can be overcome. But it depended on the teachers and the school itself. To overcome some difficulties, the teachers must work harder with the school to overcome the factors that caused the difficulties. Instead of the language laboratory was needed to be functioned well by the school for the teacher in teaching listening comprehension. It must be repaired to create the teaching listening comprehension effectively.

In addition to what has been mentioned, the way helping learners in listening comprehension as Brown in Hamouda (2013) stated proposed the methodology that combined developing the learners' phonological code and helping them use context to make prediction. The teachers can apply this theory to help the students in comprehending the teaching listening comprehension.

CHAPTER V

CONCLUSION AND SUGGESTION

From previous findings and discussions, this chapter presented conclusion about teachers' difficulties in teaching listening comprehension and found the factors caused the difficulties in teaching listening comprehension and gave suggestions to the teacher.

A. Conclusion

Based on the data analysis, the conclusions are presented as follow:

1. There were five difficulties or challenges in teaching listening comprehension towards the first grade students of MAN 3 BONE. *Firstly*, there were 40 students in a class and the teaching listening comprehension was taught in the class (teaching in a large class). *Secondly*, the students' ability to catch the direction from the teacher and to catch the teaching listening comprehension was under the average. *Thirdly*, the lack of the students' interest to learn English specifically listening comprehension was one of the teachers' difficulties. *Fourthly*, the lack of the tool in teaching listening comprehension was also their difficulty. *Fifthly*, dividing the students into group, it was also the teachers' difficult. Almost of the teachers as a subject of this research found difficulty in teaching listening comprehension based on the factors.
2. Based on the observation, the factor caused the difficulties in teaching listening comprehension were the language laboratory was not functioned well, the lack of students' vocabulary to understand the direction from the

teachers and to comprehend the teaching listening comprehension, the lack of learning media caused the lack of students' interest in learning listening comprehension, and the students had the different character. It made the teacher was difficult to divide them into group. Knowing about the teachers' difficulties made the school easy to find better solution and made the teachers easy to teach listening comprehension by overcoming their difficulties.

Furthermore, to overcome the teachers' difficulties were not only the teachers' responsibility but also the school itself and the students themselves. The teachers must try harder to make the teaching listening comprehension is taught effectively. The school also has to provide the learning media to reach the learning objective.

B. Suggestion

1. For the teacher

It is better if the teachers teach listening comprehension by knowing the students' interest to learn English like teaching listening comprehension by using a song of English. Besides, the students learn to listen the students also can enjoy the music of the song. After the students are interested to learn English specially listening comprehension afterwards the teachers give the teaching listening comprehension by English conversation. In teaching listening comprehension in the class, it is better to divide the students into two groups. It makes the teacher is easy to handle the students who have different character.

2. For the student

The students must study hard and more practice to improve their listening in order to become a better listener. Not only practice but also follow the instruction from the teacher.

3. For both of teachers and students

It is better if the language labs is functioned well. It helps the teachers to teach listening comprehension in the large class. The students are not difficult to hear the native speaker or the teacher due to language laboratory is effective media which creates the teaching listening comprehension effectively.



BIBLIOGRAPHY

- Bogdan and Biklen. One of the characteristics of qualitative research. In Prof. Dr. Sugiyono “*Cara Mudah Menyusun: Skripsi, Tesis, dan Disertasi*”. Bandung : Alfabeta.2014.
- Bueno, Madrid & McLaren. *The importance of teaching listening and speaking skill*. 2006.
- Council. British. *Theories of Listening Comprehension*.2010.
- Creswell, Jhon W. the definition of qualitative research. In Prof. Dr. Sugiyono “*Cara Mudah Menyusun: Skripsi, Tesis, dan Disertasi*”. Bandung: Alfabeta.2014.
- Field, J. Why Teach Listening?. In *Listening in The Language Classroom*. UK: Cambridge.2008.
- Hamouda, A. *An Investigation of listening Comprehension Problems Encountered by Saudi Students In the EL Listening Classroom*. HR Mars :International Journal of Academic Research in Progressive and Development, 2003.
- Harmer, J. The roles of a teacher. In *The Practice of English Language Teaching*. ed:3rd. England: Longman.2001.
- Harmer, J. What is ‘teaching’?. In *The Practice of English Language Teaching* ed:4th . England: Longman.2007.
- Harmer, J. Teachers. In *How to teach English (new edition)*. England: Longman.2007.
- Helgesen, M. and S. Brown. Listening. In D. Nunan (ed.) *Practical English Language Teaching*. England: Longman.2003.
- Hien, Trinh Vinh.“ *Difficulties and Strategies in Listening Comprehension*. 2015.
- Mendelson, D. J. *A guide for the teaching of L2 listening*. San Diego: Dominie Press.1994.
- Miles, M. B. & Huberman, A. M. *Qualitative Data Analysis : A Sourcebook of New Methods*. California: SAGE publications.1984.

- “Factors That Affected Listening Comprehension”. *Situs Resmi Seattle pi Education*.<http://education.seattlepi.com/factors-affect-listening-comprehension-3720.html> (21 November 2017).
- Nunan. *The Importance of Teaching and Speaking Skill*.2001.
- Rahman, Md. Saidur. “*Difficulties Teachers and Students Face in Efl/EsL Listening Classroom at Secondary Level Education in Bangladesh*”.2014.
- Richard, J.C. and R. Schmidt. Listening comprehension. *Longman Dictionary of Language Teaching and Applied Linguistics*. London, UK: Longman.2002.
- Saefullah, Agus. “*A descriptive study on the problems of teaching listening comprehension on the seventh grade students of SMP Negeri 4 at Banjarmasin Barat Academic Year 2012/2013*”. 2012
- Ur, P. Teaching Listening Comprehension. In D. Nunan (ed.) *Practical English Language Teaching*. New York, NY: McGraw-Hill.1984.
- Faisal, Sanapiah. Criteria of the research subject. In Wrahatnala. *Sosiologi 3 SMA/MA class XII*. Jakarta: Pusat perbukuan department pendidikan nasional. 2009.
- Yagang. Listening: Problems and solutions. In T. Kral (ed.) *Teacher Development: Making the Right Moves*. In “*Difficulties And Strategies in Listening Comprehension*” (trinh vinh hien 03av4).1994.

APPENDIX A

Instrument for interviewing

1. Questions for knowing self report of the respondent

- a. What is your name?
- b. How many classes did you teach at the first grade in Man 3 Bone?

Part-1

1. What do you think about listening English is an important skill in learning English Language?
2. What is your opinion about listening skill should be taught in the classroom to learn English Language?
3. Do you teach listening passage to the students?
4. Do you use English language in English class?

Part-2

Self-assessed Proficiency

5. Can you speak English fluently?
6. Is your pronunciation (accent) in English very good?
7. Can you catch the foreign pronunciation easily?

8. Can you teach your students listening skill without any hesitation because you know the procedure of teaching listening skill.

9. Do you need training to learn more about listening skill?

10. Is your voice loud enough to hear back in the classroom?

Part-3

11. How do you teach your students listening comprehension?

Answer:

12. What are the challenges you face while teaching listening skill to your students in class?

Answer:

13. What is your opinion about the importance of teaching listening skill?

Answer:

14. What is the learning style that you used to teach listening comprehension?

Answer:

15. Did your sources exist in the school?

Answer:

2. *Guideline for doing interview;*

- a. How do you handle your students when teaching listening comprehension?
- b. Do you find the difficulties for organizing the students?
- c. How do you prepare the speaker when teaching listening comprehension?
- d. Did you care about the listener (students)? Do you organize the chair of your student based on their quality to hear?
- e. Did you consider your students to provide the material (message) in teaching listening comprehension?
- f. How do you see the environmental surrounding your students? Did the environmental surrounding your students affect the teaching listening comprehension?
- g. Did environment surrounding the students make you difficult to give the material when teaching listening comprehension?

Thank You

APPENDIX B

Transcript of Interview

Respondent I

Terimah kasih atas kesempatan yang diberikan untuk melakukan wawancara ini dan atas kesediaan anda dalam melakukan wawancara ini. Pertama saya ingin menyana menanyakan siapakah nama Anda ?

Nama saya AP. Harianah Saidah.

Berapa banyak kelas yang Anda ajar di kelas X di MAN 3 Bone ini ?

13 kelas, kelas 11 IPA dan IPS.

Part 1

1. Ee... Listening skill adalah skill yang penting dalam belajar bahasa inggris. Bagaimana menurut Anda ?
Setuju
2. Listening skill harus diajarkan didalam kelas untuk pelajaran bahasa inggris.
Iya, setuju
3. Saya mengajarkan listening passage kepada siswa.
Sering
4. Saya menggunakan bahasa inggris di kelas bahasa inggris.
Kadang kadang
5. Saya bisa berbahasa inggris dengan baik.
Setuju
6. Pengucapan Saya (aksen) dalam bahasa inggris sangat baik.
Netral
7. Saya bisa memahami pengucapan bahasa inggris dengan mudah.
Setuju
8. Saya bisa mengajar siswa Saya listening skill tanpa ragu ragu karena Saya tahu prosedur pengajaran listening skill.
Setuju
9. Saya butuh pelatihan untuk mengajar listening skill.
Setuju
10. Suara Saya sudah cukup besar untuk didengar oleh siswa yang duduk dibangku bagian belakang.
Setuju
11. Bagaimana Anda mengajar pelajaran listening comprehension?
Pertama, menyiapkan materi pembelajarannya dan menyiapkan seluruh instrument dan speaker yang harus digunakan termasuk media pembelajarannya dan mulai mengatur kondisi tempat duduk siswa pada saat belajar listening comprehension.
12. Apa tantangan yang Anda hadapi dalam mengajar listening comprehension di kelas?
Kesulitan siswa menangkap eeee..... apa yang diucapkan oleh penutur aslinya.

13. Bagaimana pendapat Anda tentang pentingnya pengajaran listening comprehension?
Sangat penting mengajarkan listening comprehension agar siswa terbiasa mendengarkan eee.... percakapan bahasa inggris listening comprehension agar mereka bisa menggunakan dalam kehidupan sehari hari mereka.
14. Bagaimana gaya belajar Anda dalam pengajaran listening comprehension?
Gaya mengajar Saya yaitu dengan cara..... dengan menggunakan eee audiovisual dengan menggunakan LCD, laptop, dan juga speaker.
15. Apakah sumber yang Anda butuhkan untuk mengajar listening comprehension ada di sekolah? sebutkan sumber yang Anda maksudkan!
Sumber yang ada di sekolah hanya ada ee... LCD dan tidak ada sumber atau eee bahan ajar khusus untuk listening comprehension. Jadi, kami para guru harus mencarinya diinternet.

Part II

16. Bagaimana Anda menghendel siswa Anda ketika mengajar listening comprehension?
Eee sangat mudah meghendel mereka, kita menempatkan mereka sesuai dengan keadaan atau kondisi mereka pada saat belajar contohnya siswa yang agak ee.. memiliki kesehatan pendengaran yang kurang ditempatkan dibaris depan.
17. Apakah Anda menemukan kesulitan untuk mengatur atau mengorganisir siswa?
Tidak terluuuu banyak kesulitan dalam mengatur atau mengorganisir siswa.
18. Bagaimana Anda menyiapkan speaker (pembicara) untuk pengajaran listening comprehension?
Speaker yang Saya gunakan adalah suara native speaker yang telah direcording.
19. Apakah Anda memperhatikan siswa dengan mengatur tempat duduk siswa berdasarkan kualitas mereka mendengar (kesehatan fisik)?
Ya, saya sangat memperhatikan kualitas mendengar mereka.
20. Apakah Anda mempertimbangkan siswa Anda ketika menyiapkan materi ajar?
Iya, sangat harus mempertimbangkan kemampuan mereka dalam menyiapkan materi ajar.
21. Bagaimana Anda melihat lingkungan sekitar siswa (sekolah)? Apakah lingkungan mempengaruhi pembelajaran listening comprehension?
Jika mengajarkan listening comprehension di lab maka eee.... tercapai apa yang tujuan pembelajaran akan tercapai karena tidak ada suara yang bising dan tentunya sangat mempengaruhi tingkat kemampuan siswa dalam mengerti mata pelajaran tapi jika dilakukan listening comprehensionnya di kelas maka ee... itu sangat mempengaruhi karena kelas sebelah kelas sebelah itu sangat bising sehingga menyiksa siswa mendengarkan atau berkonsentrasi mendengarkan ee.. e suara dari speaker. jadi selama ini kalo mengajar listening di kelas atau kadang kadang juga di lab ? Selama ini sering di kelas.

22. Apakah lingkungan disekitar siswa atau sekolah membuat Anda sulit memberikan materi ajar listening comprehension?
Tidaklah terlalu sulit dalam mengajarkan listening comprehension di kelas.

Terimah kasih atas waktunya.

Respondent II

Oke, terimah kasih atas waktu yang telah dia di sediakan untuk bersedia diwawancarai. Nah ee.. pertama saya ingin menanyakan siapakah nama Anda?

Nama saya Sukri.

Berapa banyak kelas yang Anda ajar di kelas X di MAN 3 Bone?

Dua kelas.

Part 1

1. Apakah And.... Listening skill adalah skill yang penting dalam belajar bahasa inggris. Bagaimana menurut Anda?
Ya saya, saya kira sangat penting kenapa karena ini bisa menunjang ee... pengetahuan pada saat ee... ingin berbicara dengan lawan bicara menggunakan bahasa inggris yaa tentunya listening comprehension merupakan ee.. pendukung untuk bagaimana speaking siswa dapat ee.. meningkat.
2. Listening skill harus diajarkan didalam kelas untuk pelajaran bahasa inggris. Bagaimana menurut Anda?
Eee menurut saya yaa sangat setuju dengan listening skill diaja diajarkan didalam kelas kenapa karena eee... listening ini siswa akan interest atau tertarik dengan eee... apa yang diajarkan sebagai contoh eee ketika mendengar memperdengarkan memberikan siswa listening yaitu dengan lagu yaa kenapa lagu karena supaya siswa dapat siswa dapat apa yaa ee.. lebih tertarik dengan lagu lagu tersebut yaa dibanding dengan percakapan atau apa conversation yang lain kan dia lebih tertarik dengan lagu. Lagu. Iya..
3. Apakah Anda mengajarkan listening passage kepada siswa?
Sangat jarang yaa, kenapa dikatakan jarang karena kemampuan siswa di ee MAN 3 bukan berarti bahwa kemampuan mereka dibawah rata rata tapi ee pada saat ee apa kelas X ee ini masa peralihan antara ee di sekolah SMP ke SM ke SMA jadi ada sedikit ee... gap disitu kita menerima siswa juga ee... diantara beberapa alumni dari sekolah sekolah lain itu ee bisa dikatakan bahwa untuk skill listeningnya dibawah memang dibawah rata rata tapi nda nda ee... nda ee... dibawah bagaimana apa nda nda ee dibawah seperti bagaimana kan iya tapi kesulitannya juga. Kita.. kenapa saya jarang mengajarkan karena saya anggap kemampuan siswa ini tidak sampai disitu dia hanya sekali kali untuk memberikan supaya siswa tidak jenuh boring didalam kelas.iya. Hanya sebagai untuk variasi pembelajaran. iya
4. Apakah Anda menggunakan bahasa inggris di kelas bahasa inggris?
Ya saya menggunakan bahasa inggris dalam kelas bahasa inggris ee tapi saya combine fifty fifty Karena siswa untuk menangkap apa yang saya katakan itu eee.. terlihat kebingungan iya hanya dan seolah olah siswa

hanya hanya pura pura tahu apa yang saya katakan yaa karena kita tau kondisi di sekolah di daerah seperti ini yaa belum untuk untuk pengajaran bahasa inggris yaa mungkin guru guru bahasa inggris kedepannya lebih tertantang untuk ini eee kemampuan siswa dalam menggunakan bahasa inggris dalam kelas itu akan sangat minim karena tidak ada tidak ada pelatihan sebelumnya pada saat di SMP.

5. Anda bisa berbahasa inggris dengan baik.
Yes of course.
6. Pengucapan Anda (aksen) dalam bahasa inggris sangat baik.
Eee ter berbicara tentang aksen eee itu tidak bisa diukur bahwa karena kan di Negara yang lain berbeda beda setiap Negara itu aksennya berbeda beda tapi di Indonesia sendiri ee bahwa aksen khusus berbahasa inggris itu bisa dikatakan (baik) bisa dikatakan bagus.
7. Anda bisa memahami pengucapan bahasa inggris dengan mudah.
Iya bisa.
8. Anda bisa mengajar siswa Saya listening skill tanpa ragu ragu karena Saya tahu prosedur pengajaran listening.
Eeee saya mengajar ee listening skill didepan siswa eee bukan bahwa ada tanpa tanpa keragu raguan yaa. Tapi kalo saya mengikuti prosedur ee siswa tersebut ini ter apa yaa yaa istilahnya ee.. terlihat ee.. shock jenuh dan jenuh juga jadi makanya saya pilih metode saya sendiri dengan bagaimana memperdengarkan dulu lagu tersebut dirumahnya misalnya saya kasi waktu beberapa satu hari dua hari untuk mengetahui ee.. lagu tersebut ee.. kemudian pada saat hari peng pe pengajaran saya memutarkan kembali lagu tersebut dan ee.. saya apa saya membuat sebuah soal yang teks lagu tersebut yang di yaa yaa fill in the blank find the teks dan siswa ber saya berharap siswa akan mengisi dan ee.. siswa akan merasa tertarik dengan itu karena agak agak mudah apa agak mudah awalnya karena su sudah dipelajari dirumah jadi agak mudah seperti itu.
9. Apakah Anda butuh pelatihan untuk mengajar listening skill.
Iya sangat perlu pelatihan ee karena saya anggap bahwa listening skill ini merupakan momok yang menakutkan juga pada saat ee kita apa e apa lagi test toefl kan.. iyaa.. listening ini adalah momok yang paling menakutkan karena ee aksen aksennya ee (native speaker) apa si native speaker ee di soal listening itukan berbeda dengan ini apalagi kita punya pendengar jadi butuh mungkin yaa jelas butuh pelatihan yang lebih mendalam lagi.
10. Suara Saya sudah cukup besar untuk didengar oleh siswa yang duduk dibangku bagian belakang.
Ohh ya jelas sudah sangat besar.
11. Bagaimana Anda mengajar pelajaran listening comprehension?
Yang seperti yang saya katakan tadi bahwa ee sebelum sebelum saya mengajarkan saya mengisi dulu bagaimana ketertarikan siswa eee saya ambil lagu kenapa karena lagu lebih dekat lebih tertarik lebih lebih mudah untuk itu kan karena ada musiknya kan dibanding dengan langsung percakapan wahh itu siswa itu kan langsung shock jenuh jadi kalo lagu ad ad ada bema ya lagu atau puisi seperti itu,

Jadi memperhatikan ketertarikan siswa... iya betul bagaimana dulu mengetahui ketertarikan siswa apa sih ketertarikan siswa dalam dalam mendengarkan yaa mungkin mungkin siswa yang kelas X ini kan mungkin baru pada saat pada saat disitu mungkin saya bisa bilang bahwa mungkin dia tidak pernah untuk itu.

12. Apa tantangan yang Anda hadapi dalam mengajar listening comprehension di kelas?

Iya, paling mendasar tantangan saya adalah kemampuan berbahasa inggris X siswa itu yang paling dasar. Jadi itu tantangannya ya. iya

13. Bagaimana pendapat Anda tentang pentingnya pengajaran listening comprehension?

Iya ee... saya anggap bahwa listening comprehension itu sangat penting mengapa demikian karena eee... listening ini ee.. bisa memacu keter ketertarikan siswa dalam menggunakan bahasa inggris, memacu ketertarikan siswa dalam menggunakan bahasa inggris kemudian siswa dapat juga ee mengetahui eee apa mengetahui apa apa sebenarnya yang ada dilistening comprehension itu kemudian siswa juga dapat mengetahui ketika ingin melanjutkan study ke jenjang lebih tinggi jurusan apapun itu kan pasti ada yang namanya listening comprehension pada test toefl (iya) dan itu kenapa li saya dianggap paling penting kenapa karena untuk itu untuk perbaikan apa istilahnya yaa untuk ee ilmu yang lebih lebih tinggi lagi begitu kan ya itu seperti seperti jurusan apapun itu pasti test toefl kan kalo kita mau lanjut itu itu penting karena kenapa listening juga kan merupakan soal yang paling nya paling berat pada ya paling berat di test toefl kan.

14. Bagaimana gaya belajar Anda dalam pengajaran listening comprehension?

Eee seperti ee.. yang tadi yang sebelumnya bahwa ee.. sebelum listening ee.. siswa dipacu dulu bagaimana ketertarikannya dalam listening dengan cara memberikan sebuah lagu lagu bahasa inggris ee.. kepada siswa dan berusaha untuk mem membaca lagu tersebut dan mendengarkan lagu tersebut dan memang dia menghafal lagu tersebut stelah itu ahh masuklah listening dan dengan memberikan soal soal (tentang lagu tersebut) tentang lagu tersebut setelah lagu itu kan adami ketertarikannya toh masuk mi lagi dipercakapan dipercaka percakapan tentang drama ee bisa isi #%\$\$@#\$ bisa ditau tentang apa apa isi drama tersebut dan ketertarikan dengan listening tersebut.

15. Apakah sumber yang Anda butuhkan untuk mengajar listening comprehension ada di sekolah? sebutkan sumber yang Anda maksudkan!

Eee yang saya butuhkan sebenarnya untuk sumbernya eee... lebih banyak kepada ee.. apa lagu lagu bahasa inggris sebenarnya tapi kalo di sekolah tidak ada iya tidak ada karena di sekolah kan hanya buku buku yang berbentuk teks (hanya passage) ya jadi kekurangannya. Iya iya teks saja jadi kayak kalo mau listening kayak tadi kan nda nda ada seperti itu kecuali kalo mau ujian nasional ee baru lagi muncul.

Part II

16. Bagaimana Anda menghendel siswa Anda ketika mengajar listening comprehension?

Saya membagi misalnya saya membagi beberapa kelompok ee karena bukan bahwa kar bukan karena mbedda bedakan bahwa ini yang bisa tidak tapi ini persoalan tempat yang tidak memadai untuk satu kelas kemudian juga dalam listening juga kalo terlalu banyak orang dalam kelas itu tidak efektif iya tidak efektif kenapa tidak efektif karena terlalu banyak dalam kelas ee kita tidak bisa menjamin siswa yang siswa yang bisa berbicara dengan teman teman dan membandingkan dengan yang lain jadi saya akan membagi bisa bagi dua. Dua session ya. Yang pertama listening kemudian session kedua. iya iyaa iya.

17. Apakah Anda menemukan kesulitan untuk mengatur atau mengorganisir siswa?

Eee kesulitan sih tidak terlalu sulit tetap ada kesulitan tapi tidak terlalu sulit kenapa mungkin hanya kesulitannya adalah ee... bagaimana siswa bisa diarahkan saja karena biasa kan siswa apalagi ini adalah hal yang baru jadi siswa itu seakan akan bahwa ee.. apa ya ee.. terlalu banyak ini ya terlalu banyak terlalu banyak gerakan tambahannya kenapa karena hal hal yang baru toh apalagi tempatnya sempit makanya itu saja kesulitannya.

18. Bagaimana Anda menyiapkan speaker (pembicara) untuk pengajaran listening comprehension?

Kalo saya biasanya panggil teman teman, eee di kampus kampus saya dulu yang sudaah memang (fasih) iya sudah capable memang untuk ee hampirlah seperti native tapi ini bukan native bukan native karena katanya native itu tidak ada native itu ya orang asli sana jadi memang yang bercapable eee supaya siswa ini tidak tidak jenuh dan merasa apa ya kalo begini kan kalo gurunya yang ajar dengan orang baru mungkin kalo gurunya yang ngajar tidak terlalu seperti biasa tidak terlalu semangat untuk mengikuti pembelajaran tapi kalo orang baru dan pasti kita juga tau bilang pasti orang baru ini kita juga tidak mau main ma in seperti inidan harus serius jadi ee dan itu pertimbangannya juga ada orang baru dan ada suasana baru makanya saya panggil biasa teman teman dari UIN juga ada kalo sudah fasih.

19. Apakah Anda memperhatikan siswa dengan mengatur tempat duduk siswa berdasarkan kualitas mereka mendengar (kesehatan fisik)?

Eee tentang kesehatan fisik sih sebenarnya ee... tidak ada ji yang kalo dikelas saya mengajar tidak ada ji yang iya terganggu pendengarannya iyaa saya itu tidak mbedda bedakan.

20. Apakah Anda mempertimbangkan siswa Anda ketika menyiapkan materi ajar?

Eee dalam artian mempertimbangkan. Maksudnya apakah anda mempertimbangkan sesuai denga kemampuan mereka, materi yang diajarkan.. Ohh nda. Untuk listening ini ? iya oohh iya untuk listening sendiri saya mbedda bedakan ee dalam artian gini saya bagi dalam beberapa orang anggap ada beberapa orang yang sudah fasih bukan yang

sudah fasih sih sudah bisa dalam bisa sedikit dalam eee listening ee saya akan bagi kelompok sesuai dengan kemampuan listening tersebut. Contoh ada tiga orang yang sudah fasih dalam listening kan saya sudah tau tentang anu tersebut makanya saya akan bagi menjadi 3 kelompok dia jadi ketua kelompok dia dibina sama temannya untuk latihan saja terus jadi terkadang juga saya himbau kepada semua siswa semua folder lagu contoh adalah lagu bahasa inggris lagu bahasa inggris kenapa saya selalu lagu karena disitui yang bisa muncul ketertarikannya dan lebih mudah juga masuk kalo lagu karena dia nikmati daripada kalo conversation ato ee anu dra yang lain kan shock dia kan baru liat dengar kata kata seperti itu coba lagu kan dinikmati juga sendiri. Bisa jadi refreshing juga. Iya.

21. Bagaimana Anda melihat lingkungan sekitar siswa (sekolah)? Apakah lingkungan mempengaruhi pembelajaran listening comprehension?

Sangat mempengaruhi kenapa karena eee saya kira bahwa di sekolah ini lingkungannya sangat baik jauh dari suasana kendaraan jadi untuk persoalan miskomnya bisa sedikit efektif karena jauh dari dan dekat dengan lingkungan.

22. Apakah lingkungan disekitar siswa atau sekolah membuat Anda sulit memberikan materi ajar listening comprehension?

Ya Saya kira saya tidak punya kesulitan iya untuk persoalan lingkungan ya. Saya tidak punya kesulitan eee karena lingkungan sangat mendukung eee... seperti yang saya bilang tadi bahwa lingkungan disini itu ee apa ya jauh dari ee.. tempat tempat ramai beda dengan di kota dekat dengan jalan raya disini tidak Cuma kesulitannya saya itu kemampuan siswa yang betul betul mau digali iyaa makanya saya tidak langsung kasi yang conversation untuk listening supaya nda shock ee kasi lagu supaya dia bisa enjoy iya supaya dia bisa iya nanti kan kalo ee selalu ,mendengar lagu lagu bahasa inggris kan mulai mulai mi (bisami terlatih) mulaimi terlatih toh, mulaimi tertarik tertarik tertarik masukmi percakapan seperti itu jadi yaa butuh waktu.

Saya kira itu pertanyaan terakhir, terimah kasih atas ee.. kesediaannya untuk diwawancarai.

Respondent III

Pertama tama thanks you very much for the chance that given to me to do this interview. Pertama saya ingin menanyakan siapakah nama Anda?

Oohh itu.. my name is Hj. Nurhadiyah S.Pd.

Berapa banyak kelas yang Anda ajar dikelas X di MAN 3 Bone ?

3

Part 1

1. Bagaimana menurut pendapat Anda tentang listening skill adalah skill yang penting dalam belajar bahasa inggris.

Dijelaskan atau bagaimana, bagaimana pendapat Anda tentang pernyataan ini apakah skill listening skill memang penting dalam pelajaran atau pembelajaran bahasa inggris? Atau bagaimana? ya penting juga tapi apa namanya eee mengalami beberapa kesulitan dan nanti termasuk juga skill karena ada 4 skill ya skill listening reading, speaking, dan wri writing. Ee..

jadi yang paling sulit itu dipelajari oleh siswa disini adalah pertama listening karena kurangnya menguasai kosakata dan juga tidak taunya membedakan bunyi eee seperti hey he banyak ya dan tidak taunya apa yang diucapkan oleh si pembicara. Itu kesulitan sehingga anak-anak tidak terlalu apa namanya ee berminat tapi itu kan termasuk dalam menguasai bahasa Inggris itu termasuk itu skillnya adalah listening yang pertama otomatis kalo dia mampu bercakap speaking dia juga mampu dalam listening speaking listening itu ber apa namanya bersambungan bergandengan mampu e mampu listening mampu speaking mampu listening karena nanti terjadi speaking kalo ada listening eem.

2. Listening skill harus diajarkan didalam kelas untuk pelajaran bahasa Inggris. Apakah Anda setuju dengan ini?
Apanya.. listening skill harus diajarkan didalam kelas untuk pelajaran bahasa Inggris. ya biasa ya selalu diajarkan listening skill karena kita mengajarkan dengan speaking tentu ada listening juga. Karena termasuk juga ee pelajaran.
3. Saya mengajarkan listening passage kepada siswa.
ee.. itu kayak misalnya kita menceritakan sebuah cerita ee dalam bentuk paragraph kemudian siswa mendengarkan. Oohh iya ee bisa ji.
4. Saya menggunakan bahasa Inggris di kelas bahasa Inggris.
Ya sering karena anak-anak kalo semuanya Inggris banyak anak-anak yang tidak terlalu mengerti karena kurangnya jadi selang seling bahasa Indonesia Inggris.
5. Anda bisa berbahasa Inggris dengan sangat baik.
Iya biasa berbahasa Inggris secara baik sering juga apa namanya yang penting anak-anak bisa mengerti kalo anak-anak tidak mengerti dirubah lagi.
6. Pengucapan (aksen) dalam bahasa Inggris Anda sangat baik.
Maksudnya? Pengucapannya. Pronunciation ta. Kurang pronunciation kurang memang. Saya atau anak-anak. Kita bu.
7. Anda bisa memahami pengucapan bahasa Inggris dengan mudah.
Iya.
8. Anda bisa mengajar siswa Saya listening skill tanpa ragu-ragu karena Saya tahu prosedur pengajaran listening.
Iya.
9. Anda butuh pelatihan untuk mengajar listening skill.
Iya perlu, perlu itu ada pelatihan.
10. Suara Anda sudah cukup besar untuk didengar oleh siswa yang duduk dibangku bagian belakang.
Pertanyaannya bagaimana caranya memerlukan jawaban kalo bertanya intonasi itu naik kalo jawabannya itu iya. kita toh bertanya. Kalo bertanya dengan memerlukan jawaban yang pasti. Ya.
11. Bagaimana Anda mengajar pelajaran listening comprehension?
Mengajarkan dikasi anu caranya dikasi audio, video, kaset. Eee biasa diputarkan kaset itu caranya dan biasa dijelaskan juga dulu saya hanya

berbicara ee mengucapkan baru saya suruh tulis baru saya komentari kalo tidak ada alatnya media eem saya mengucapkan dulu saya membaca baru anak anak mendengarkan sambil menulis disini berlaku juga.

12. Apa tantangan yang Anda hadapi dalam mengajar listening comprehension di kelas?

Ooh tantangan banyak yang pertama kurangnya anak anak itu tadi saya katakan toh kalo tadi tidak taunya kosakata banyak tidak taunya membedakan bunyi eeem apalagi tidak taunya ee tidak mengerti apa yang diucapkan oleh pembicara.

13. Bagaimana pendapat Anda tentang pentingnya pengajaran listening comprehension?

Misalnya? Bagaimana pendapat anda tentang pentingnya listening comprehension. Oh pendapatku tentang pentingnya? Iyee Bagus karena nanti kalo diajarkan dengan listening harus juga ada speaking karena kalo tidak diajarkan listening tidak bisa terjadi percakapan karena kan bercakap harus mendengar eem.

14. Bagaimana gaya belajar yang Anda Anda dalam pengajaran listening comprehension?

Apa? Bagaimana gaya belajar Anda dalam pengajaran listening comprehension? Gaya belajar, gaya kita harus banyak banyak anu memberikan metode toh dan berbicara didepan siswa dikasi juga audio dikasi juga latihan dengan pengucapan yang benar intonasi dan pronunciation kosakata banyak ee latihan mendengarkan bagaimana jarang itu saya kasi disini karena ee apa namanya materi yang paling tidak disenangi adalah listening eem dan dia tidak itu yang saya katakan tadi toh bahwa dia kurang menguasai tidak tau membedakan apa yang diucapkan oleh temannya apa yang diucapkan.

15. Apakah sumber yang Anda butuhkan untuk mengajar listening comprehension ada di sekolah? sebutkan sumber yang Anda maksudkan!

Sumber atau media, sumber. sumber itu buku, sumbernya dari buku toh bukan.

Part II

16. Bagaimana Anda menghendel siswa Anda ketika mengajar listening comprehension?

Apa? Bagaimana Anda menghendel siswa Anda ketika mengajar listening comprehension? Menghendel?iyee Maksudnya? maksudnya misalnya kalo terlalu banyak siswa dibagi menjadi dua sesi. Oohh gitu.. Biasa dibagi ee saya anu kurang kurang perhatian anak anak kalo terlalu banyaki biasa dibagi 2 kelompok atau bagi 4 ada ini dengarkan ini baru baca bagi 4 eemm karena listening karena ribut biasa di apa namanya. Apa lagi?

17. Apakah Anda menemukan kesulitan untuk mengatur atau mengorganisir siswa?

Iya.. hehe... mengalami kesulitan karena anak anak hehe kalo disini kita tau kalo di kota kalo di pedalaman aiii tidak anu sekali kurang motivasi kurang motivasi belajar bahasa inggris tidak sama kalo di anu lain kurang motivasi kurang aa apa namanya kurang minat kurang minatnya.

18. Bagaimana Anda menyiapkan speaker (pembicara) untuk pengajaran listening comprehension?
Apa? bagaimana anda menyiapkan speaker? Speaker? iyee, ataukah hanya kita yang berbicara? iya sering sekali kali saya ambil kaset eee apa laptop, audio, jarang ji hanya suara saya saya bacakan kalo disini we'na K13 anu tidak terlalu terfocus pada listening nda mi sekarang karena ada hemm apa karena anak anak juga kurang ini kalo diajarkan speaking ada tommy listening ee ee. Sudah kewajiban di' mam. Ee.
19. Apakah Anda memperhatikan siswa dengan mengatur tempat duduk siswa berdasarkan kualitas mereka mendengar (kesehatan fisik)?
Iya biasa diatur.
20. Apakah Anda mempertimbangkan siswa Anda ketika menyiapkan materi ajar?
Apa ?apakah anda mempertimbangkan siswa anda ketika menyiapkan materi ajar? Iya.
21. Bagaimana Anda melihat lingkungan sekitar siswa (sekolah)? Apakah lingkungan mempengaruhi pembelajaran listening comprehension?
Iya sangat mempengaruhi. mempengaruhi.
22. Apakah lingkungan disekitar siswa atau sekolah membuat Anda sulit memberikan materi ajar listening comprehension?
*Iya mempengaruhi itu. Sudahmi?
 Iyeee.. makasih.*

Respondent IV

Oke, pertama tama terimah kasih karena ibu sudah bersedia di wawancarai. Nah, pertama tama saya ingin menanyakan siapakah nama Anda?

Oke nama saya Nelviana guru MAN 3 Bone.

Ee berapa banyak kelas yang Anda ajar di kelas X di MAN 3 Bone?

Eemm 5 kelas.

Kita ke pertanyaan pertama. *Tunggu dulu, kenapa kak?*

Part 1

1. Listening skill adalah skill yang penting dalam belajar bahasa inggris. Bagaiman menurut pendapat Anda?
Iya betul. Harus dijelaskan ya? Iye berikan pendapatta. karena kemampuan mendengarkan siswa itu sangat penting agar supaya dia bisa memahami apa yang dijelaskan oleh guru.
2. Listening skill harus diajarkan didalam kelas untuk pelajaran bahasa inggris.
Ya setuju, benar sekali bahwa listening listening skill sangat penting untuk pembelajaran bahsa inggris karena dimana ada terdapat semacam reading yang didalamnya jadi eee bagaimana siswa mampu ee memahami reading sementara dia tidak menguasai listening.
3. Saya mengajarkan listening passage kepada siswa.
Eemmm untuk kelas X. Jarang? iya kadang kadang.
4. Anda menggunakan bahasa inggris di kelas bahasa inggris.
Eeee bahasa campur campur kadang bahasa inggris dicampur dengan bahasa Indonesia.

5. Anda bisa berbahasa inggris dengan baik.
Hehehe.. Eeee just a little.
6. Pengucapan Saya (aksen) dalam bahasa inggris sangat baik.
Eeemmm apa.. eee just a little.
7. Anda bisa memahami pengucapan bahasa inggris dengan mudah.
Eemm just a little.
8. Anda bisa mengajar siswa Saya listening skill tanpa ragu ragu karena Saya tahu prosedur pengajaran listening.
Eeemmmm iya.
9. Saya butuh pelatihan untuk mengajar listening skill.
Butuh pemahaman (pemahaman) listening skill.
10. Suara Saya sudah cukup besar untuk didengar oleh siswa yang duduk dibangku bagian belakang.
Ooohhh yaa karena kita berdiri ditengah tengahnya.
11. Bagaimana Anda mengajar pelajaran listening comprehension?
Eeeemmm, Apakah memberikan lagu kemudianfeel in the blank? Atau ee memberikan memperdengarkan recording? eee tergantung yang ada dalam buku kalo kemarin semester 2 kita mendengarkan menggunakan lagu. Jadi mengikut ke materi yang disediakan oleh sekolah. Iya.
12. Apa tantangan yang Anda hadapi dalam mengajar listening comprehension di kelas?
Eeemmm kekurangan alat ya misalnya apa apa itu apa apa namanya itu iya (headphone) hendphone (headphone). Karena disini lab bahasanya nda digunakan? Nda eee jadi itu kesusahannya karena tidak aada lab bahasanya toh. Tidak digunakan.
13. Bagaimana pendapat Anda tentang pentingnya pengajaran listening comprehension?
Sangat penting agar supaya siswa mampu memahami materi mendengarkan siswa.
14. Bagaimana gaya belajar Anda dalam pengajaran listening comprehension?
Eemm.. Menjelaskan pokok pokok eee.. pentingnya listening comprehension kemudian memberikan contoh dan memberikan test.
15. Apakah sumber yang Anda butuhkan untuk mengajar listening comprehension ada di sekolah? Sebutkan sumber yang Anda maksudkan tersebut!
Eee sebenarnya kita bawa bawa alat sendiri ya misalnya laptop belum ada yang khusus untuk guru kemudian apa speakernya kemudian apakah itu namanya headphone headphonenya.

Part II

16. Bagaimana Anda menghendel siswa Anda ketika mengajar listening comprehension?
Eeeem.. membagi group atau??? jadi disini eee ada dua group yang saya gunakan jadi dalam satu kelas itu ada 40 siswa jadi agak kewalahan kalo misalnya sekaligus. Saya bagi 2 20-20. Dua session ya bu? Iya 2 session.

17. Apakah Anda menemukan kesulitan untuk mengatur atau mengorganisir siswa?
Eee jelas saja karena karakter siswa kan beda beda jadi agak susah untuk eee apa diorganisir eee di eee (diorganisir).
18. Bagaimana Anda menyiapkan speaker (pembicara) untuk pengajaran listening comprehension? Apakah anda berbicara sendiri sebagai speakernya atau menyediakan recording dan diperdengarkan kepada siswa?
Eee menyediakan recording untuk siswa.
19. Apakah Anda memperhatikan siswa dengan mengatur tempat duduk siswa berdasarkan kualitas mereka mendengar (kesehatan fisik)?
Kenapa bisa diulang. Apakah Anda memperhatikan siswa dengan mengatur tempat duduk siswa berdasarkan kualitas mereka mendengar atau kesehatan fisik misalnya pendengarannya agak terganggu jadi dia ditempatkan di kursi paling depan ketika pelajaran apa pengajaran listening comprehension sedang berlangsung? Apakah seperti itu atau ? Eem. Iya diatur, eee.. terkadang juga ada siswa apa yang ee agak kurang memperhatikan jadi harus ditempatkan didepan.
20. Apakah Anda mempertimbangkan siswa Anda ketika menyiapkan materi ajar?
Ya.
21. Bagaimana Anda melihat lingkungan sekitar siswa (sekolah)? Apakah lingkungan mempengaruhi pembelajaran listening comprehension?
Eeeemm iya sangat mempengaruhi lingkungannya. Iya karena kan apalagi berada dilingkungan pedesaan. Pedesaan. apalagi pas berada di dekat jalan raya mungkin suara bising. terdengarkan.
22. Apakah lingkungan disekitar siswa atau sekolah membuat Anda sulit memberikan materi ajar listening comprehension?
Oke bisa diulang, Apakah lingkungan disekitar siswa atau sekolah membuat Anda sulit memberikan materi ajar listening? Apakah lingkungan disini memberikan Anda kesulitan ketika mengajar listening? eeem nda juga. Terima kasih atas kesempatan yang diberikan dan semoga ini bermanfaat. Oke terima kasih.

Respondent V

Pertama-tama terima kasih atas kesediaan waktunya yang telah diberikan untuk bisa diwawancarai. Pertama saya ingin menanyakan kepada Anda siapakah nama anda ?

Hj. Darmawati

Ee ada berapa kelas yang Anda ajar di kelas ee listening comprehension?

Yang sekarang 7. Eee... tidak baa tidak 10.

10 kelas.

Part 1

1. Apakah listening skill adalah skill yang penting dalam belajar bahasa inggris. Bagaimana menurut Anda?
Ya listening yang paling penting.

2. Listening skill harus diajarkan didalam kelas untuk pelajaran bahasa inggris. Bagaimana menurut Anda?
Ulangi coba, listening skill adalah listening skill adalah harus diajarkan dalam kelas untuk pelajaran bahasa inggris. iya harus diajarkan.
3. Apakah Anda mengajarkan listening passage kepada siswa?
Iya.
4. Apakah Anda menggunakan bahasa inggris di kelas bahasa inggris?
Terkadang, terkadang menggunakan terkadang juga tidak.
5. Apak Anda bisa berbahasa inggris dengan baik.
Iya.
6. Pengucapan Anda (aksen) dalam bahasa inggris sangat baik.
Iya, tidak.
7. Anda bisa memahami pengucapan bahasa inggris dengan mudah.
Iya.
8. Anda bisa mengajar siswa Saya listening skill tanpa ragu ragu karena Saya tahu prosedur pengajaran listening.
Iya.
9. Anda butuh pelatihan untuk mengajar listening skill.
Iya.
10. Suara Saya sudah cukup besar untuk didengar oleh siswa yang duduk dibangku bagian belakang.
Iya besar.
11. Bagaimana Anda mengajar pelajaran listening comprehension?
Caranya? Ya. Saya membacakan sebanyak 3 kali sampai 4 kali kemudian saya suruh siswa mengulangi dan saya kasi pertanyaan. Jadi Anda sendiri yang membacakan? Iya tidak selalu terkadang saya membacakan terkadang saya pake kaset.
12. Apakah tantangan yang Anda hadapi dalam mengajar listening comprehension di kelas?
Tantangan karena siswa tidak punya banyak kosakata dia hapal tidak mengerti apa arti passage itu.
13. Bagaimana pendapat Anda tentang pentingnya pengajaran listening comprehension?
Eee saya kira itu sangat penting karena emm disamping melatih pendengaran siswa juga melatih siswa mendengarkan suatu kalimat tanpa ada tulisan.
14. Bagaimana gaya belajar Anda dalam pengajaran listening comprehension?
Gayanya? Iya bu misalnya apakah Anda gayanya audiovisual memberikan listening kemudian menampilkan gambar gambar agar lebih mudah dimengerti? yaa terkadang saya menguunakan ee kartu bergambar yaa saya membaca saya memperlihatkan gambar kepada siswa kemudian saya suruh siswa naik ke depan mempersentasikan apa yang dilakukan gambar itu (dan hasilnya) dan hasilnya dilaporkan kepada teman temannya. Jadi teman temannyamendengarkan. Iya itu siswa temannya atau kelompok lain mendengarkan setelah mendengarkan mengulangi kembali.

15. Apakah sumber yang Anda butuhkan untuk mengajar listening comprehension ada di sekolah? sebutkan sumber yang Anda maksudkan tersebut!

Ada seperti buku, kaset, ee loudspeaker, laptop.

Part II

16. Bagaimana Anda menghendel siswa Anda ketika mengajar listening comprehension?

Menghendel saya pak pertama saya pake bahasa Indonesia jelaskan bagaimana caranya mendengarkan kemudian saya kasi kosakata kata kata kunci setelah itu siswa merangkai kata itu kemudian saya membacakan passage itu.

17. Apakah Anda menemukan kesulitan untuk mengatur atau mengorganisir siswa?

Iya terkadang terutama kalo saya mau bagi kelompok karena semua siswa rata rata siswa tidak mau ee satu kelompok dengan teman temannya yang punya dasar bahasa inggris biasa.

18. Bagaimana Anda menyiapkan speaker (pembicara) untuk pengajaran listening comprehension?

Ya saya tes dulu diii kantor kemudian ee apa di apa jadi kenapa maksudnya itu. Maksudnya dalam menyiapkan speaker apakah anda berbicara sendiri atau speaker? saya selingi iya saya selingi pertama biasanya saya putarkan kaset kalo memang siswa sulit mengerti kalo kaset saya mengulangi iya saya mengulangi kembali dengan suara saya.

19. Apakah Anda memperhatikan siswa dengan mengatur tempat duduk siswa berdasarkan kualitas mereka mendengar (kesehatan fisik)?

Saya campur yang punya pengetahuan tinggi saya campur dengan siswa yang punya pengetahuan rendah.

20. Apakah Anda mempertimbangkan siswa Anda ketika menyiapkan materi ajar?

Iya.

21. Bagaimana Anda melihat lingkungan sekitar siswa (sekolah)? Apakah lingkungan mempengaruhi pembelajaran listening comprehension?

Sangat mempengaruhi.

22. Apakah lingkungan disekitar siswa atau sekolah membuat Anda sulit memberikan materi ajar listening comprehension?

Tidak.

Oke terimah kasih atas waktu yang diberikan dan terimah kasih atas jawabannya.

APPENDIX C

Observation Guideline

1. The Aim of the Observation

This observation is conducted about three days. It starts from July 25th - 27th 2017. The aim of this observation is to give confirmation after interviewing all of the teachers. The researcher wants to confirm the result of interviewing the teachers about their difficulties in teaching listening comprehension towards the first grade students of MAN 3 BONE. Furthermore, the researcher wants to find out the factors cause the difficulties by observing deeply the environment of the school.

2. Observation activity

The researcher observes deeply to find out the factors cause the difficulties in teaching listening comprehension towards the first grade students of MAN 3 BONE. Besides, this activity brings the confirmation about the result of interviewing that is conducted on July 24th 2017. In observation process, it takes three days to do the observation due to the researcher wants to see the environmental of the students while the teachers teach English specially listening comprehension. The researcher walks around in the school. The researcher comes to the language labs to know about the language labs condition.

APPENDIX D

Documentation of Observation





CURRICULUM VITAE



BELLA ALDAMA was born on June, 1st 1996 in Bone, South Sulawesi. She was the third child from four siblings. Her parents are Samsir and Nurdiana. She began her elementary school at SD INP/581 Lilirawang and graduated in 2007. After that, she continued her study to Junior High School at MTs Al-Ikhsan Bengo and graduated in 2010.

Then, she continued her study at MAN Lappariaja or MAN 3 Bone and then graduated in 2013, at the same year she became as a student of English Education Department of Tarbiyah and Teaching Science Faculty at Alauddin State Islamic University of MAKASSAR in S1 program.

UNIVERSITAS ISLAM NEGERI
ALAUDDIN
M A K A S S A R