


**DEVELOPING 3.1 AND 4.1 BASIC COMPETENCE MATERIALS
DEALING WITH 2013 CURRICULUM OF THE EIGHTH
GRADE IN JUNIOR HIGH SCHOOL 2
SUNGGUMINASA, GOWA**



**A Thesis
Submitted in Partial Fulfillment of the Requirements for the Degree of
Sarjana Pendidikan in English Education Department of
Tarbiyah and Teaching Science Faculty of
UIN Alauddin Makassar**

**By:
ASYRAH
Reg. Number: 20400113064**

**ENGLISH EDUCATION DEPARTMENT
TARBIYAH AND TEACHING SCIENCE FACULTY
ALAUDDIN STATE ISLAMIC UNIVERSITY
MAKASSAR**

2017

PERNYATAAN KEASLIAN SKRIPSI

Mahasiswa yang bertanda tangan dibawah ini:

Nama : Asyrah
NIM : 20400113064
Tempat/Tgl. Lahir : Bonne-Bonne, 07 Mei 1995
Jur/Prodi/Konsentrasi : Pendidikan Bahasa Inggris
Fakultas/Program : Tarbiyah dan Keguruan
Alamat : Mamuruki 2
Judul : *“Developing 3.1 and 4.1 Basic Competence Materials Dealing with 2013 Curriculum of the Eighth Grade in Junior High School 2 Sungguminasa, Gowa.”*

Menyatakan dengan sesungguhnya dan penuh kesadaran bahwa skripsi ini adalah benar hasil karya sendiri. Jika dikemudian hari terbukti bahwa ini merupakan duplikat, tiruan, plagiat, atau dibuat oleh orang lain, sebagian atau seluruhnya, maka skripsi dan gelar yang diperoleh karenanya batal demi hukum.

Gowa,

Penyusun,

UNIVERSITAS ISLAM NEGERI

ALAUDDIN
M A K A S S A R

Asyrah
Asyrah
NIM: 20400113064

PERSETUJUAN PEMBIMBING

Pembimbing penulisan skripsi saudara **Asyrah**, NIM: 20400113064 mahasiswa Jurusan Pendidikan Bahasa Inggris pada Fakultas Tarbiyah dan Keguruan UIN Alauddin Makassar, setelah meneliti dan mengoreksi secara seksama skripsi yang bersangkutan dengan judul *"Developing 3.1 and 4.1 Basic Competence Materials Dealing with 2013 Curriculum of the Eighth Grade in Junior High School 2 Sunguminasa, Gowa"* memandang bahwa skripsi tersebut telah memenuhi syarat-syarat ilmiah dan dapat disetujui ke sidang munaqasah.

Gowa, 18 Agustus 2017

Pembimbing I

Pembimbing II


Dr. Hj. Djuwairiah Ahmad, M.Pd., M.TESOL


Siti Nurrahmi, S.Pd., M.Pd.

NIP. 19700619 199403 2 001

NIP. 19740308 200901 2 003

ALAUDDIN
M A K A S S A R

PENGESAHAN SKRIPSI

Skripsi yang berjudul, "Developing 3.1 and 4.1 Basic Competence Materials Dealing with 2013 Curriculum of the Eighth Grade in Junior High School 2 Sungguminasa, Gowa", yang disusun oleh Asyrah, NIM: 20400113064, mahasiswa Jurusan Pendidikan Bahasa Inggris pada Fakultas Tarbiyah dan Keguruan UIN Alauddin Makassar, telah diujikan dan dipertahankan dalam sidang munaqasyah yang diselenggarakan pada hari Selasa, Tanggal 07 November 2017 bertepatan pada Tanggal 18 Safar 1438 H, dinyatakan telah dapat diterima sebagai salah satu syarat untuk memperoleh gelar Sarjana Pendidikan (S.Pd) pada Fakultas Tarbiyah dan Keguruan, Jurusan Pendidikan Bahasa Inggris dengan beberapa perbaikan.

Samata-Gowa, 07 November 2017
18 Safar 1438 H.

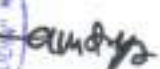
DEWAN PENGUJI (SK.Dekan No.2543 Tertanggal 07 November 2017)

Ketua : Sitti Nurpahmi, S.Pd., M.Pd. 
Sekretaris : Dr. Sitti Aisyah Chalik, S.Ag., M.Pd. 
Munaqisy I : Dr. Kamsinah, M.Pd.I 
Munaqisy II : Dra. St. Nurjannah Yunus Tekeng, M.Ed., M.A 
Pembimbing I : Dr. Hj. Djuwainah Ahmad, M.Pd., M.TESOL 
Pembimbing II : Sitti Nurpahmi, S.Pd., M.Pd. 

Mengetahui :

Dekan Fakultas Tarbiyah dan Keguruan
UIN Alauddin Makassar




Dr. H. Muhammad Amri, Lc., M.Ag.
NIP: 19730120 200312 1 001

ACKNOWLEDGEMENT



Alhamdulillah Rabbil Alamin, the researcher would like to express her deepest gratitude to the almighty God Allah Subhanahu Wa Ta'ala, the most merciful who gives His guidance, inspiration and good healthy for all time to conduct the writing of this thesis. Also *shalawat* and *salam* are always delivered to our great Prophet Muhammad Sallallahu Alaihi Wasallam who has brought us from the darkness to the lightness so we are always in the right way.

During the writing of the thesis, the researcher received much assistance from a number of people, for their valuable guidance, correction, suggestion, advice and golden support. Without them, the writing of this thesis would never been possibly completed. Therefore, the researcher would like to express the greatest thanks and appreciation for those people, especially to:

1. The researcher's father, **Abd. Rahim**, and her lovely mother **Asmawati Arifin, S. Pd.**, who always pray, encourage, educate, and provide countless material supports, so that, she could finish this thesis writing and her study in UIN Alauddin Makassar.
2. **Prof. Dr. Musafir Pababbari, M.Si.** The Rector of State Islamic University Alauddin Makassar.
3. **Dr. H. Muhammad Amri, Lc.,M.Ag.** The Dean and all of the staffs of Tarbiyah and Teaching Science Faculty of Alauddin State Islamic University of Makassar.

4. **Dr. Kamsinah, M.Pd.I.** The Head of English Education Department, Tarbiyah and Teaching Science Faculty of Alauddin State Islamic University of Makassar.
5. **Sitti Nurpahmi, S.Pd.,M.Pd.** The Secretary of English Education Department, Tarbiyah and Teaching Science Faculty of Alauddin State Islamic University of Makassar and all of the staffs of her.
6. The researcher's consultants, **Dr. Hj. Djuwairiah Ahmad, M.Pd., M.TESOL.,** and **Sitti Nurpahmi, S.Pd.,M.Pd.** who have helped, guided, and supported the researcher during the writing of her thesis.
7. All of the lecturers of Tarbiyah and Teaching Science Faculty of Alauddin State Islamic University of Makassar for their guidance during her study.
8. The Headmaster of SMPN 2 Sungguminasa, Gowa, thank you for your good respond to this research.
9. The English Teacher of Eighth Grade SMPN 2 Sungguminasa, Gowa, **Hj. Harlina, S.Pd.,** who accepted and helped the writer in the school.
10. The Eighth Grade (VIII. 6) students SMPN 2 Sungguminasa, who already support the writer on her research. Thank you for your cooperation.
11. Her really best friends ; **Husni Mubarak, Tajirah Umajjah, Muthahharah, Hasnawati, Harlina** for their sincere friendship and support during the writing of this thesis.
12. The researcher's team in this project, **Fadillah Syam, Reski Amaliah, Nurilmiah Ridwan, Raodatul Jannah and Husni Mubarak** for their support and assistance during the accomplishing of this thesis.

13. The researcher's classmates in English Education Department, PBI 3 and 4 in Academic Year 2013.
14. All of the people around the researcher's life who could not mention one by one by the researcher that have given a big inspiration, motivation, spirit and do'a to her.

The researcher realizes that the writing of this thesis is far from perfect. Remaining errors are the writer's own; therefore, constructive criticisms and suggestions will be highly appreciated. May all our/the efforts are blessed by Allah Subhanahu Wa Ta'ala. *Aamiin Allahumma Aamiin.*

The researcher,

Asyrah



UNIVERSITAS ISLAM NEGERI
ALAUDDIN
M A K A S S A R

13. The researcher's classmates in English Education Department, PBI 3 and 4 in Academic Year 2013.
14. All of the people around the researcher's life who could not mention one by one by the researcher that have given a big inspiration, motivation, spirit and do'a to her.

The researcher realizes that the writing of this thesis is far from perfect. Remaining errors are the writer's own; therefore, constructive criticisms and suggestions will be highly appreciated. May all our/the efforts are blessed by Allah Subhanahu Wa Ta'ala. *Aamin Allahumma Aamin.*



The researcher,




Asyrah

UNIVERSITAS ISLAM NEGERI
ALAUDDIN
M A K A S S A R

LIST OF CONTENTS


	Pages
COVER PAGE	i
PERNYATAAN KEASLIAN SKRIPSI	ii
PERSETUJUAN PEMBIMBING	iii
PENGESAHAN SKRIPSI	iv
ACKNOWLEDGEMENT	v
TABLE OF CONTENTS	vii
LIST OF FIGURE AND TABLES.....	ix
ABSTRACT.....	x
CHAPTER I INTRODUCTION	1
A. Background	1
B. Research Focuses	5
C. Research Objectives.....	5
D. Research Significance.....	6
E. Research Scope and Delimitation	7
F. Operational Definition of Term	8
CHAPTER II REVIEW OF RELATED LITERATURES	11
A. Previous Related Research Findings	11
B. Some Pertinent Ideas	12
C. Theoretical Framework	14
CHAPTER III RESEARCH METHOD.....	15
A. Research Method.....	15
B. Development Model	15
C. Research Subject.....	18
D. Types of Data	18
E. Research Instruments	18
F. Data Collecting Procedures	19
G. Try Out	19
H. Data Analyzing Technique.....	19

CHAPTER IV FINDINGS AND DISCUSSION	21
A. Findings.....	21
B. Discussion	51
CHAPTER V CONCLUSIONS AND SUGGESTIONS	56
A. Conclusions	56
B. Suggestions	56
BIBLIOGRAPHY	58
APPENDIXES	
CURRICULUM VITAE	



LIST OF FIGURES AND TABLES

	Page
FIGURE 1. Theoretical Framework	14
FIGURE 2. The ADDIE's Model.....	15
TABLE 3.1 Result of Questionnaire Part B.....	24
TABLE 3.2 Result of Questionnaire Part C.....	25
TABLE 3.3 Result of Questionnaire Part D.....	26



ABSTRACT

Thesis Title : **Developing 3.1 and 4.1 Basic Competence Materials Dealing with 2013 Curriculum in Junior High School 2 Sungguminasa, Gowa.**
Year : **2017**
Researcher : **Asyrah**
Consultant I : **Dr. Hj. Djuwairiyah Ahmad, M.Pd., M. TESOL.**
Consultant II : **Sitti Nurpahmi, S.Pd., M.Pd.**

This research aimed to develop 3.1 and 4.1 basic competence those are about Asking Attention, Checking Understanding, Appreciating Work, Giving and Responding Opinion Materials based on 2013 curriculum of the Eighth Grade Student at SMPN 2 Sungguminasa, Gowa. Based on the preliminary study on May 2016, both the teacher and the students did not have an appropriate material. In addition, teacher on implementing the 2013 curriculum was unpreparedness and the students faced difficulties in learning English since they did not have many sources except the students' book that provided by the government.

The research design used in this study was Research and Development (R & D). The development model used was ADDIE model. It stands for Analysis, Design, Develop, Implement, and Evaluate. The procedures included analyzing material needed by students, designing the blueprint, developing the materials through the syllabus of 2013 curriculum. The product was tried out to the eighth grade students at SMPN 2 Sungguminasa, Gowa which became the implementation phase. Type of data obtained in this study is qualitative. The instruments used in this study were questionnaire and rubrics for teacher, students and expert.

In this research, teacher and expert were involved in order to validate the product. There are two aspects that they validated of the product: Organization of the Materials and Content of English material.

Overall, the result of this student's book analysis by the expert was well-defined goals. So that, the product was hoped be able to help both the teachers and students in learning English especially in 3.1 and 4.1 basic competence those are about Asking Attention, Checking Understanding, Appreciating Work, Giving and Responding Opinion Materials.

CHAPTER I

This chapter deal with background of the study, research focuses, research objectives, research significants, research scope, and operational definition of terms.

A. Background

In this new era, education become something important for humans' life. Having education can determine your social status in society, the more you have a high level of education, the more you get a high status in the society. But, there were many crucial things in the term of education. One of them is "curriculum". It is the most significant element which contribute to improve learners' ability and potency (Richard, 2001). Such curriculum should become an instrument which guide learners to become a qualified human beings who are able to face the challenge of time proactively; educated human beings who are faithful, have piety toward the Lord, and have good morals, knowledgeable, creative, and self-directed, democratic and responsible citizens (Kemendikbud, 2014). The implementation of competency-based curriculum is one of the strategies of national education building as stated by the Undang-undang Sisdiknas no 20 tahun 2003 (Law 20 year 2003 on National Education System) (Ministry of Education and Culture, 2012, p. 3).

In Indonesia, the government have made and implemented no less than ten curricula. It was first made in 1947. The newest curriculum this year is 2013 Curriculum that has been revised. The improvement of 2013 Curriculum from “curriculum for each education unit” (Kurikulum Tingkat Satuan Pendidikan, abbreviated by KTSP), to “competency-based curriculum” according to Ministry of Education and Culture is reflecting some principles. Those principles are: *first* Curriculum must be designed by giving opportunity to learners to improve the differences in skill and interest; *second* Curriculum must be centred on potency, improvement, need, and benefit for learners and their environment. Curriculum must be designed based on the principle where the student are on central position and show their contribution in the learning process actively; *third* Curriculum must be perceptive to change of knowledge, culture, technology, and art; *fourth* Curriculum must be relevant with the need of life (Sino-US English Teaching, August 2015).

Those reasons above engage all of fields of subjects, including teaching and learning English. In the learning process, teachers have a very crucial demand due to the fact that they determine whether both learning objectives and student competency are accomplished. However, most teacher have less attention to the ability of handling the student and class circumstances . On the other hand, they do not provide a meaningful teaching, less variation of the method that they use in the learning process.

As the consequence, the students find it difficult to have a motivation in studying (Directoract of PLP, 2012).

Related to the interview outcome on May 2016 with the English teacher at SMPN 2 Sungguminasa Gowa revealed that there were still many obstacles faced by teachers in implementing the 2013 curriculum. *First*, the 2013 curriculum did not fit all schools for instance; uninadequate school assistance and different intakes of students such as, school in city was different from school in countryside. *Second*, the syllabus had a national principles so that the teacher did not have the authority to made their mark. *Third*, the lacked of teachers' competence toward the implementation of the 2013 curriculum. They did not have many specialized trainings dealing with it. *Fourth*, both student and teacher book were not fully helpful in teaching process. It was based on some reasons for instance, exercise was less varied and there was no specific skill rising in the learning materials. As a result, teacher needed a stuff that could literally be a proper weapon in teaching. But actually, the very reason of chosen this research was that the 2013 curriculum as the newest curriculum had been revised for several times. Through this condition, where the limited existence of the English book had become the primary reason to develop such book, also to added variation of the course books related to the 2013 curriculum. Other reason was the way to provided the materials did not support their motivation to study. So, it could not

systematically enrich their skills in English especially in listening, speaking, reading, and writing.

Therefore, designing English teaching materials in the form of coursebook was the preeminent approach to conquered the irrelevant components on English teaching materials on the 2013 curriculum. Furthermore, the English teaching material developed according to the instructional materials and the lesson plans passed on the basic competences in the syllabus for the eight grade students of SMPN 2 Sungguminasa, Gowa.

The material on 2013 curriculum was developed based on the syllabus referred the 3.1 and 4.1 basic competences. These two basic competences concerned on the asking attention, check understanding, appreciation of work, and giving and response opinion materials. The specific material were the student in the activity of learning was asking attention, check understanding, giving appreciation of work, giving and response to the opinion of someone. The practices and activities on the book was present in other version of the student's book. Hence, the formulation on a study entitled **“Developing 3.1 and 4.1 Basic Competence Materials Dealing with 2013 Curriculum of The Eighth Grade in Junior High School 2 Sungguminasa, Gowa”** for completing the teacher recent coursebook toward students' need.

A. Research Problem

Based on the background that had explained at previous paragraph, the problem statement as follows: *How to produced a compatible instructional material based on 2013 curriculum at the eighth grade student of Junior High School?*

1. How is the student's need dealing with the existence of instructional material based on 2013 curriculum?
2. How is the development of the instructional material based on asking attention, check understanding, appreciation of work, giving and response opinion materials?

C. Research Objective

Based on the research problem that stated previously, the research objective as follows, *“To produce a compatible instructional material based on 2013 curriculum at the eight grade of junior high school”*

1. To identified the student's need dealing with the existence of instructional material based on 2013 curriculum.
2. To developed the instructional material based on asking attention, check understanding, appreciation of work, giving and response opinion material.

D. Significance of the Research

New knowledge about how to design a proper instructional material is got in the result of this research. Furthermore, this reseach mayt add the number of reference for other who are interested in conducting such research especially for the under graduated student.

a. Theoretical Significance

This study is expected to develop English materials in the 3.1 and 4.1 basic competence refer to the asking attention, checking understanding, appreciating of work, giving and responding opinion materials at the eight grade students in Junior High School 2 Sungguminasa, Gowa.

b. Practical Significances

1. Significance for the Researcher

By this research, it is expected to give an unforgettable experience and also add knowledge for those who concern on such research especially in how to design an interesting book and how to develop the instructional materials based on 2013 curriculum.

2. Significance for the Students

By this research, the students understand the materials easily and they have a big motivation to study the asking attention, checking understanding, appreciating of work, giving and responding opinion materials because the materials have developed with the interest book design.

3. Significance for the Teachers

By this research, the teacher has more source collection of the English coursebook that related to the 2013 curriculum. The product of this research is also able to be used by the teacher to teach based on the students' need in teaching process.

4. Significance for the School

By this research, may the product become a complementary reference for the school which is appropriate with the school's needs. In addition, this teaching materials may become a secondary source in the manufacture of modul for the Eighth Grade of Junior High School as their originally desires.

E. Research Scope

This research held to found out and solved the problem of the students' lack in mastering the instructional materials. It was conducted in the level of junior high school. The research focused on the developing of English teaching materials refer to 3.1 and 4.1 basic competences covering asking attention, checking understanding, appreciating of work, and giving and responding opinion materials in the syllabus at the eight grade students.

. In developing the English materials, the learning materials were dealing with observing, questioning, collecting information, associating, and communicating, contents of English materials, and assessing. In

addition, it only considered the validity of the product to determine the validity because of the limited time.

The content of 3.1 basic competences was to analyse social function, text structure and language text elements to expressed asking and giving attention, checking understanding, appreciating work, giving and responding opinion of the students based on the context that it was used. Whereas, the content of 4.1 competence was to arranged oral and written text which used the expressions about giving attention, checking understanding, appreciatng work, giving and responding opinion that related to the social function, text structure, and language text elements in an appropriate context. Therefore, the final of this research was to produced a module of English materials as a secondary source for the beginner of English learner particularly at the eighth grade in SMPN 2 Sungguminasa, Gowa.

In addition, this research applied ADDIE model as its development model. In this case, applying all the steps of ADDIE model became possible to create the instructional materials and in the evaluation phase, the formative evaluation was applied. However, it was conducted in simple form for some considerations i.e., time and funds.

F. Operational Definitions of Terms

The title of this research is *“Developing 3.1 and 4.1 Basic Competence Dealing with 2013 Curriculum of the Eighth Grade in Junior*

High School 2 Sungguminasa, Gowa.” In understanding the topic of this research easily, the explanations of the definition of key terms are;

a. Developing

Developing is a process to design an innovative or adding some materials for the previous product by using some systems to make it more complete or make a different version of the previous product. In other words, developing mean one of the key terms for the writer in made a design of the product by using research and development (R&D) method. Developing also referred to enriched materials of the product which could be benefical by people particularly the learners. Here, it means to designed English teaching materials that were appropriate with the learners’ need in the subject of the classroom.

b. 3.1 and 4.1 Basic Competence

In the expression of asking attention, checking understanding, appreciating work, giving and responding opinion materials, the student learn how to ask attention, check understanding, appreciate a work, and give and respond to the opinion based on 3.1 and 4.1 competences. It is about arranging the materials dealing with the expressions materials that related to the social function, text structure, and language text elements in appropriate context.

c. The 2013 Curriculum

The 2013 Curriculum is a curriculum that is developed to improve the previous curriculum, KTSP 2006 or School-Based Curriculum 2006.

This curriculum stresses the cognitive, affective, and psicomotoric aspect as an instrument that the students need to get the high quality in global in hardskills and softskills.

In the changing of the curriculum especially for elementary school faced much changing in the basic competence. It applies integrative thematic in the learning process. There are many controversions toward the changing of curriculum. They asking the reason why it has to be changed. But for the teacher, the changing does not become a strange rumor. The aim of the governments' decision in this case the ministry of education and culture is to facing the global era especially for Indonesian young learners to compete with all leaners in the world.

Other reason the changing of School-Based Curriculum 2006 into 2013 curriculum because the previous curriculum is hard for students in application. The KTSP 2006 or School-Based Curriculum 2006 gives large change for teacher in controlling curriculum for school independently, in fact is not smooth on its way. In elementary school level there is a big change. Previously there was 10 subjects and it turns become 6 subjects only with 4 primary subjects (civic education, religion, Indonesian language, mathematic). The decreasing of those subjects in the new curriculum then gives chance to add duration in study. Ministry of education and culture add the duration of study. The aim is to decrease the negative effect of the bad environment out of school area. Free time after school is believed can trigger students in doing the negative thing.

CHAPTER II

REVIEW OF RELATED LITERATURE

This part centres around the study of some previous research findings on the related topics to the descriptive text materials and the formulation of conceptual framework.

A. Some Previous Research Findings

Jacobson, Degener, and Gates (2005) conducted an RnD study to create authentic materials and activities for adult literacy classroom. In their study they had succeeded in the developing a textbook entitled “ using and learning literacy and contexts ” for a adult learners focused on two different aspects of adult literacy instruction. The first was the nature of classroom activities and materials and the second was the degree to which classes were collaborations between teachers and students. The study concluded that students who participated in classes the include authentic, or learner-contextualized, materials and activities were more likely to say they have started new literacy practices or had increase the amount of time spent and engaging in literacy activities outside of school. This was true event when the resercher controlled for (or accounted for) students’ literacy levels and the amount of time they had been attending class.

Ghozali (2011) conducted RnD to create english textbook for vocational high school. He concluded that, the newly designed textbook using RnD is signicantly more effective in enhacing students’ achivement in learning english. Based on the findings, he draws conclusions the

increasing the quality of teaching english for students could be conducted through improving the quality of the textbook.

Tegeh and Kirna (2013) revealed that the purpose of the study determines into measure the development of teaching materials for educational research method by using ADDIE model and the results of trials of teaching materials of research method for education development. The model used is the development of ADDIE Model (analyze, design, development, implementation, evaluation) because the research is the development of research. In the conclusion, the writers say that the trial results showed individual instructional material are in the qualification enough and the field test results indicate that well-qualified teaching materials.

B. Some Pertinent Ideas

a. Material development

According to (Nunan, 1991) material development was basically dealing with selection, adaptation, and creation of teaching materials. In the practical, it focused on evaluation, adaptation of published materials and creation (development of teaching materials with the existing syllabus).

According to Tomlinson (1998:2), material development was everything made by people (the writers, the teacher, or the learners) to give and utilize information and provide experience of the using language, which was designed to promoted language learning. So in

developing materials they needed to identify, first learners' needs and considered the objective of the learning. Then, they could develop the material by adapting them in order to improved or to made them more suitable to learners' needs. Adaptation could be carried out by reducing, adding, omitting, modifying, and supplementing learning materials

b. 3.1 and 4.1 Basic Competence

This materials is one of the material in 2013 curriculum syllabus at the first semester of the eighth grade student in junior high school. The concern is to ask attention, check understanding, appreciate of work, give and response opinion dealing with 2013 curriculum.

c. 2013 curriculum

In Modul Pelatihan Implementasi Kurikulum (2014: 4), the 2013 is the development of curriculum with basic competence from the previous curriculum in KBK and KTSP 2006 which had attitude, knowledge, and skill. There were four competences for the 201 curriculum;

1. kompetensi inti-1 (KI-1) for religious competence
2. kompetensi inti-2 (KI-2) for social competence
3. kompetensi inti-3 (KI-3) for cognitive competence
4. kompetensi inti-4 (KI-4) for skill competence

C. Theoretical Framework

ADDIE Model is applied in this research to develop the 3.1 and 4.1 basic competence that covered asking attention, checking understanding, appreciating work, giving and responding opinion materials.

First, the researcher analysed the result of questionnaire that has distributed to the the students. The result of this step is to know the student's need.

Second, after knowing the result of student's need the researcher then makes the design on blueprint while collected many sources that supports the designing step.

Third, in development step there were some steps. First, developed the previous materials on the syllabus by produced it innovatively about the asking attention, checking understanding, appreciating work, giving and respondig opinion materials with 2013 curriculum objectives of the course and organized the English material sistematically. Second, validated the product to the expert to make sure whether the product was appropriate to the learners needs as well as the goals and objectives of the course or not.

Fourth, in implementation step, the product implied to the students in real teaching situations on try-out phase. The aim was to know whether the product had fulfilled the objectives of the course or not.

Fifth, the data was collected in the evaluation step. The data was gathered from rubric about the product to make it become better and can be used in learning and teaching process.

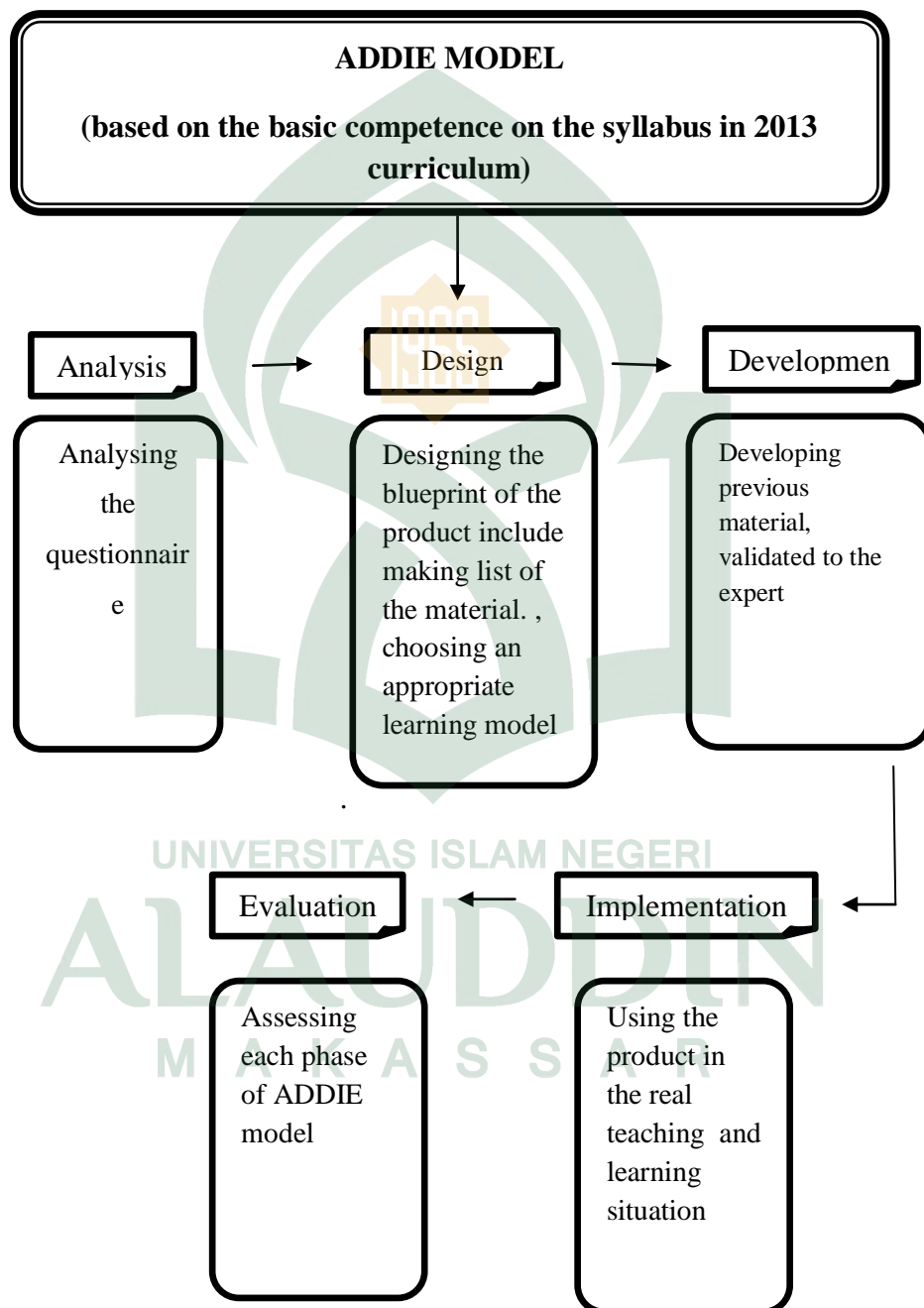


Figure 1: Theoretical Framework

CHAPTER III

METHOD OF THE RESEARCH

This chapter discusses research and development method of this study. It includes research method, development model, research subject, types of data, research instrument, data collecting procedure, try-out of product, and data analyzing technique.

A. Research Method

The research design was Research and Development (R&D). R&D is a name of one research design involving the classroom problems, studying recent theories of educational product to experts, and field testing the product (Latif, 2012). Research and Development method (R & D) have a variation of model that can be used by the researcher. Some of the models are Sugiyono Model, Borg & Gall Model, Dick & Carey Model, 4D model, ADDIE Model, etc.

B. Development Models

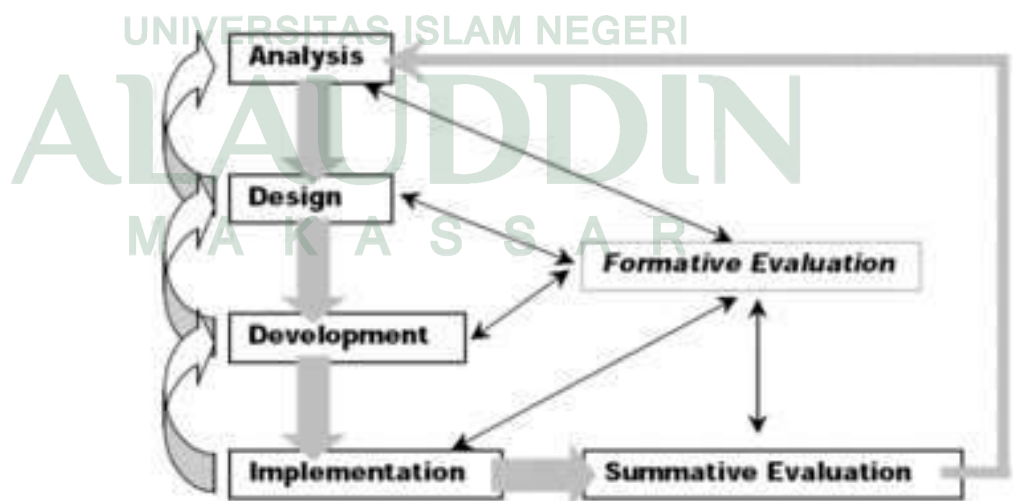


Figure 2. The ADDIE Model, Diagram by: Steven J. McGriff

Based on the explanation from the previous paragraph, this research adopts ADDIE model. ADDIE is the acronym of **A**nalysis, **D**esign, **D**evelopment, **I**mplementation, and **E**valuation. This model was first created for the U.S Military during 1970s by Florida State University.

The model originally contains several steps under its five original steps (Analyze, Design, Development, Implementation, Evaluation). Over the years, practitioners revised the steps, and eventually the model became more dynamic and interactive than the original hierarchical version.

The reason of choosing ADDIE model due to its process of work. It aimed to save time and money, especially for the student of the university that had a middle economy condition. The procedures in developing deal with ADDIE model which provide five phases. Those were:

a. Analysis

The questionnaire was distributed and analyzed to the students to know what the students' needs. Identified the goals and objectives of the course based on the syllabus of the 2013 curriculum at that school. Finally, it was considered time and budget needed in this research. This phase was the most particular phase in ADDIE model.

b. Design

Next step was designing the blueprint of the English materials dealing with 3.1 and 4.1 basic competences on 2013 curriculum. In this design phase, the activity of materials was listed which was related to and

chose the best way which was appropriate with the students' need and it might consider some scientific approach and learning methods in the 2013 curriculum to support learning objectives and materials.

c. Development

In this phase was the phase to developing the previous materials on the syllabus and produced the materials innovatively based on 3.1 and 4.1 basic competence on the syllabus. Next, validated the product to the experts to make sure whether the product was appropriate to the learners' needs as well as the goals and the objective of the course or not. The final step of this phase was where the product was ready to be implemented in try out activity.

d. Implementation

This phase deals with the activity where the product was ready to be implemented in the real learning and teaching situation. This phase also aimed to know whether the product had fulfilled the objectives of the course or not.

e. Evaluation

This phase was to evaluate the product that had been implemented from the previous phase. After the first step on this phase, the next step was asking the teachers' and students' comment that was gathered by using the rubric for the teacher and student on the appendix. The result of their comments was corrected without facing the try out step again. We brought

the result of the correction to the expert by using the expert judgement on the appendix. So, we used the expert judgement on this model for two times.

C. Research Subject

The subject of the research was the student's of SMPN 2 Sungguminasa, Gowa that still implemented the 2013 curriculum in the 2016/2017 academic year. According to that reason, the student's of the eighth grade was chosen to be the subject of this research.

D. Types of Data

Type of data that was used through this research was the qualitative data. Qualitative data were gathered from the questionnaire and rubric in general. The qualitative data obtained the data by got the understanding or underlying reasons, opinions and motivations. It was also used to get more informations into issues of the interest and explored nuances related to the problem.

E. Research Instrument

Through this research, the instruments were used in two kinds of instruments. *First*, questionnaire disseminated to the students to know the need of them, then made the need analysis based on it. *Second*, rubric that was adapted from Ghobrani and Widyatmoko as cited in Miftahul Khair (2015) was used to evaluate or validate the product that include worksheet for expert's comment and suggestion, and workseet for expert's revision.

F. Data Collecting Procedure

This research used the qualitative data. The qualitative data was gathered from the questionnaire and rubric as written in the research instrument above.

The procedure of the data collecting was achieved by these ways; *First*, made a questionnaire about students' needs then disseminated it to the students. *Second*, the result of the questionnaire was analysed. It was analyzed qualitatively. *Third*, the validation, comments, suggestions, and revision of the experts which was gathered from rubric were inputted.

G. Try out

In this step, the data was collected based on the teacher and expert comment about the product before and after the product was implemented and also from the students' response in learning materials by using the product.

1. Try – Out Subject

The subject of this research was the student of the eighth grade in SMPN 2 Sungguminasa, Gowa.

2. Try – Out Design

The product was tried-out to the target subjects in the real learning and teaching situation. It was useful to know the appropriateness of the product.

H. Data Analyzing Technique

Miles and Huberman in Thomas (1994: 10) stated that qualitative data analysis consist of three concurrent flows of activity, those are: data reduction, data display, and conclusion drawing/verification.

First, in the reduction phase referred to selected, focused, simplified, abstracted, and questionaired to short descriptions. Then, considered the relevance of strings of the previous data by making codes. Thomas (2006) stated that the goal of data reduction was to got the bigger picture from the data while coding helped break down the data into smaller parts, data reduction was the process of abtacting back out from the particular to the conceptual.

Second, data display. Here, it organized the compressed information in the previous phase and assembling it in ways that helped her drawing conclusions. It could be an extended piece of text or diagram, chart, or matrix that provided a new way of arranging and thinking about the more textually embedded data. Siverman in Thomas (2000) stated that data displays, whether in word or diagrammatic form, allow the analyst to extrapolated from the data enough to began to discern systematic patterns and interrelationships. At the display stage, additional, higher order categories or themes might emerge form the data that went beyond those first discovered during the initial process of data reduction.

Third, conclusion drawing/verification, it attempted to describe what the observes in the data (meanings, observations). It referred back to the data displays and raw data as descriptions or casual statements were made.

CHAPTER IV

FINDINGS AND DISCUSSION

This chapter consists of two sections, namely findings and discussion. This section shows all the data which collected during the research and explained every component that was developed in this research. The problem statements of this study are also answered in this section.

A. Findings

The result of the research finished based on ADDIE model which had been done on the development. Furthermore, this section presented some results in the developing English Materials for asking attention, checking understanding, appreciating work, giving and responding opinion. They included the result of needs analysis, the result of product design by utilizing the qualitative method, and the results of validation by analysing the correction and suggestion from experts.

1. The result of Analyzing Phase

a. The result of content materials based on the syllabus

The result of needs analysis based on the materials in the syllabus of 2013 Curriculum covering the 3.1 and 4.1 basic competencies were expected to the students to able to asking attention, checking understanding, appreciating work, giving and responding opinion. Those are all the core topics of the material. Second, every meeting had a core skill that was integrated one another in flows of skill that were arranged sistematically.

Again, learning activities dealt with scientific approach included observing, questioning, collecting information, associating, and communicating. Last, the developed learning instruction referring to the type of activities was consisted of individual, pair, and group activity, the amount of activities, and text structure. These materials were developed in order to provide suitable materials for the Eighth grade students in Junior High School 2 Sungguminasa, Gowa.

b. The result of need analysis of developing learning materials based on the student's questionnaires

The questionnaires consisted of three parts. The first was systematic organization of integrated English materials. The second was systematic English teaching which was appropriate with the learning activities and the third was systematic content of English materials covered the syllabus of the 2013 curriculum. After distributing the questionnaires, in systematic organization of integrated English materials part, then the findings were concluded in this part into a table as shown below;

Table 3.1 *Result of questionnaire part B*

Part	Number	Question	Answer	Conclusion	Recommendation
A	1	Do you like if the teacher gives you the learning formation before the class started?	<ol style="list-style-type: none"> 1. Yes = 192 2. No = 9 	The students like if the teacher give learning formation before the class is started	before learn there will be a learning formation
	2	What kind of opening formation do you like most?	<ol style="list-style-type: none"> 1. Ice Breaking =23 2. Warming Up =20 3. Only pray =10 4. Motivation story =59 5. Small Games =36 6. All stated above = 53 	They most liked motivation story for opening formations.	Motivation story will be one of opening learning formation before the class is started
	3	When the class starts, what kind of act do you like?	<ol style="list-style-type: none"> 1. Listen to the teacher's explanation directly = 102 2. Directly to practice = 32 3. Reading the instruction from the book= 67 	They choose to listen to the teacher's explanation directly	The students will listen the explanation from the teacher
	4	What kind of learning material that you like?	<ol style="list-style-type: none"> 1. Text =73 2. Drawing = 75 3. Dialogue = 29 4. Presentation = 24 	They like if the materials served with the drawing content	The learning material will be served with drawing content
	5	What kind of book design that you wish for?	<ol style="list-style-type: none"> 1. Drawing = 79 2. With colors =101 3. Black and white = 21 	The students like if the book is designed with colors.	The book will be designed with many colors
	6	What kind of design model that you wish for?	<ol style="list-style-type: none"> 1. Caricature= 17 2. Cartoon =83 3. Real picture = 101 	There are seventeen choose 'caricature' eighty three students choose 'cartoon' and	There will be real picture for the design model

				one hundred and one others choose 'real picture'.	
--	--	--	--	---	--

In the part B, all students wanted to be given the pre study-orientation before studying. They wanted directly listen to the teacher's explanation. The students were like if the materials were given in drawing content and more like if the book was designed with real-pictures as they saw in the daily life. Furthermore, part C came into a conclusion as shown in a table below;

Table 3.2 Result of questionnaire part C

Part	Number	Question	Answer	Conclusion	Recommendation
B	1	If the material is about "asking attention", how will you do the task?	1. Accept explanation directly from teacher = 72 2. See the example on the course book that guide to do the task = 89 3. Accepted theory = 40	The students like to do the task of 'asking attention' by see the example on the course book	The activity will be designed by giving the example in every task which guided the students to do task.
	2	If the material is about "checking understanding", how will you do the task?	1. Accepted theory = 38 2. See the example on the course book that guide to do the task = 90 3. Accept explanation directly from teacher = 73	The students like to do the task of 'checking understanding' material by see the example on the course book	The activity will be designed by giving the example in every task which guided the students to do the task
	3	If the material is about	1. Accept explanation	The students	The activity will

	“appreciating work” , how will you do the task?	<p>directly form teacher= 69</p> <p>2. See the example on the course book that guide students to do the task =92</p> <p>3. Accept theory = 40</p>	<p>like to do the task of ‘eppreciating work’ material by see the example on the course book</p>	<p>be designed by giving example in every task which guided students to do the task</p>
4	If the material is about “giving and responding opinion” how will you do the task?	<p>1. Accept theory= 39</p> <p>2. Accept the explanation directly from teacher =70</p> <p>3. Out door activity by asking other people’s opinion about something that related to the material = 92</p>	<p>The students like to do the task of ‘giving and responding opinion’ material in outdoor acitivity.</p>	<p>The activity will be designed by giving the chance for student to do activity by out door.</p>

This part C consisted of four questions; students were liked to do the task of asking attention, checking understanding, appreciating work, and giving and responding material by accepted the explanation directly from teacher, saw the example on the course book that guided students to do the task, accepted theory, or out door activity. They would like to do the task of asking attention, checking understanding, and appreciating work materials by saw the example that guided students to do the task. Furthermore, when they were asked to do the task of giving and responding opinion material, then

they would liked to do it by outdoor activity. Then, also the part D was found a data as shown in the table below;

Table 3.3 Result of questionnaire part D

Part	Number	Question	Answer	Conclusion	Recommendation
C	1	What kind of learning model do you like?	<ol style="list-style-type: none"> 1. Discussion =24 2. Individual =34 3. Pair =57 4. Project group = 86 	The students like to learn the 3.1 and 4.1 basic competence materials with discussion	The students will be taught with many discussion
	2	If you are asked to do a project in the class, what kind of model project do you choose?	<ol style="list-style-type: none"> 1. Individual project= 8 2. Pair project = 24 3. Group project = 169 	The students will do a project class in group project	The students will be divided in some group to do a project class
	3	If you are asked to present a related learning material, what kind of presentation model do you choose?	<ol style="list-style-type: none"> 1. Individual presentation = 29 2. Pair presentation = 53 3. Group presentation = 119 	The students will present the materials in group	The students will be asked to present the materials in group
	4	Do you like a teaching that combined with game activities?	<ol style="list-style-type: none"> 1. Yes= 189 2. No= 9 	The students like if the teaching and learning process will be combined with game activities	The learning process will be combined with game activities
	5	What difficulties that you face in learning English (asking attention, checking	<ol style="list-style-type: none"> 1. The students did not have many related vocabularies 2. The students were difficult to translate the 		

	understanding, appreciating work, giving and responding opinion) material?	materials in source language. 3. The students were difficult to express it individually	
--	--	--	--

Part D consisted of 5 questions, as a conclusion found that the students were liked a learning model with pair formation. They also liked to do the project with a group, and when they were asked to present a learning material they would like to present it with their group or with their partner, however students wanted the teacher to combine the teaching process with “games activity”, and it was also found some obstacles that students faced when they were learnt descriptive text; 1) Students did not have many related vocabularies, 2) Students were difficult to translate the lesson into the source language, 3) the students were difficult to express it by individuality.

c. The result of need analysis of Expert judgment suggestion

The questionnaire that used by the researcher to analyze the students' needs were originally designed. At the first time, it was designed by deciding the components that would be put on the questionnaire until it done with three parts. The first part consisted of six questions related to the organization of the material, the point of the questions was to know the target of the materials systematic. Furthermore, in the second part that consisted of four questions related to the content of materials. These questions were pointed to know the learning systematic that the students' need in order to achieve the target in

designing the materials that applicable for the students. Then, in the third part that consisted of five questions, the point of these questions was to know the target that wanted to achieve in systematic of learning materials.

Moreover, this questionnaire was not directly distributed to the students. It was proposed to the expert to correct and to give suggestion according to the questionnaire made. Then, the expert was suggested to delete and change some components of the answer choice of each questionnaire result the final questionnaire that distributed to the students. Therefore, the result of this questionnaire was accepted and validated by the expert since it was relevant and applicable for the students.

2. The Design of the Content Materials (Designing Phase)

In this phase, the design of blue print made (see appendix 4). The blue print filled with six components. The components were the topic of each meeting, content of materials, primary skill, the flow of skills, scientific approaches that consist of five approaches (observing, questioning, collecting information, associating, and communicating), and the last was learning instructions that consist of three part (type of activity, amount of the activity in meeting, and text structure used).


The blueprint then used to develop a module covering 3.1, 4.1 competencies based the syllabus of 2013 Curriculum.

PAY ATTENTION PLEASE!!! 1017

Asking Attention

Meeting 1

READING

 **Observing**

Activity 1: Pay Attention at the Following Dialogue!

Siti : Hi, Dar. I want to tell you something.
Will you hear it?
Badar : Oh, hi Siti. Yes, I will. What's that about?
Siti : It's about our friend, Juminten. So here's the story.
Badar : yup!
Siti : Jum asked me to join her to Lombok next week.
Badar : Ouh, that's cool. Then?
Siti : The problem is I can't. How to say to her if I can't join?
Badar : Just tell the truth.
Siti : Will it work?
Badar : Let's see.
Siti : Okay, I will try.
Badar : Hey, look at me!
Siti : Why?
Badar : What do you think about this book?
Siti : Wow! That's a good book. Next time I will borrow it.
Badar : Yes, sure.

1

PAY ATTENTION PLEASE!!! 1017

Activity 2: Take a look with the example below!

Giving attention	Response
• Are you all right? You look pale.	• I feel but dizzy.
• What's wrong with you?	• Nothing, I just need time to rest.
• Your eyes are swollen? Did you cry?	• Yes, I can't hold my tears on my uncle's passing.
• You look gloomy? What happened?	• I failed the Math test.
• Nice dress.	• Thanks.

Signal Words of Showing Attention:

Asking for Attention	Response	Showing Attention
• Excuse me.	• Yes, please.	• I see.
• Attention please!	• Alright.	• Well.
• May I have your attention, please?	• Sure.	• Really?
• Look what I've got here!	• What is it?	• How you?
• Look!	• What happen next?	
• Hey!		

Questioning

Activity 3: Fill the Blanks with the Expressions Provided in the Box.

Example:

a. Attention, please! I will start the new lesson.



a. Attention, please! I will start the new lesson.


b. Look! This is a history book.

3


PAY ATTENTION PLEASE!!! 1017

Now, Fill the Blanks with the Expressions Provided in the Box.


Picture 1




Picture 2




Picture 3



Picture 4



Picture 5



a. Excuse me, but please keep your voice down. This is the library.

b. Attention, please! Please turn off your mobile phone during the seminar.

c. Attention, customers! We have a young child who is looking for his mother in aisle B.

d. Look! That's the building. Over there.

3

PAY ATTENTION PLEASE!!! 207

Exploring

Activity 4: Find the words or sentences that indicate 'asking attention' from the conversation below.

Example

Adi : Hey! What are you doing here?
 Ani : Just browsing some articles.
 Adi : Look! There is coming too. That's her bicycle.
 Ani : Really? Good. I want to discuss with her too.

Words or sentences that indicate "asking attention".
 1. Hey!
 2. Look!

Now, find the words or sentences that indicate 'asking attention' from the conversation below.


Bella : what are you doing here?
 Ana : oh, I'm reading a book.
 Bella : what book is it?
 Ana : it's Biology book, about plants and animals.
 Bella : really? Where did you buy it?
 Ana : I bought it in Gramedia book store.
 Bella : when did you buy it?
 Ana : I bought it about a month ago. Do you have an interest in it?

4

PAY ATTENTION PLEASE!!! 207

Bella : oh, yes! I need that book for doing a task from my teacher.
 Ana : what task is it?
 Bella : a summary from the plant's classification.
 Ana : oh, I see.
 Bella : so, can I borrow yours?
 Ana : sure.

Worksheet



5

in the first meet

PAY ATTENTION PLEASE!!! 207

Activity 5: Complete the dialogue below with 'Attention' expressions. Then develop it. You may look at the 'signal words'.

Example


Fa : _____ I find it on that table.
 Ra : True. This is mine. Thank you Fa.

Fa : Look! This is your diary. I find it on that table.
 Ra : True. This is mine. Thank you Fa.
 Fa : You're welcome.
 Ra : By the way, you wear a nice dress today. Where did you buy it?
 Fa : Thanks. I buy it on Happy Market, near from my office.

Now, Complete the dialogue below with 'Attention' expressions. Then develop it. You may look at the 'signal words' to help you develop the dialogue.

Aya : How are you today?
 Adi : I am very well. _____ and you?
 Aya : I am fine, too. _____
 Adi : I don't think so, I am just like usual.
 But, thank you. _____
 Aya : You are _____ I like it. Where did you buy it?

Worksheet



6

PAY ATTENTION PLEASE!!! 207

Communicating

- Practice the dialogue in 'ACTIVITY 5' with your friends in front of the class!
- Without looking at the example, mention the expression that you can use to 'show attention'!

"Don't let the fear of losing be greater than the excitement of winning"
 ~Robert Kiyosaki~

7

ng, Student pay attention and follow the teacher reads the text in form of dialogue about asking attention. The student repeat some words from the conversaiion on the dialogue based on teacher’s instruction, The students pay attention to signal words of asking attention expression in observing phase. The students pay attention on the pictures, The students pay attention to the example before doing the task. The students fill the bubbles that provided on the box by matching it with the pictures in the questioning phase. In the collecting exploring phase, the students find words that indicate “asking attention” expression, before doing the task the student have to pay attention to the example. The students fill the blank dialogue than develop it into a long conversation on the dialogue. In associating phase, the students practice the dialogue that they’ve developed in front of the class; the student’s mention the expression of “asking attention” without looking at the example. In the last page of first meeting there is a wise words to motivate students in learning.

Checking Understanding

Meeting 2

LISTENING

Observing

Activity 1: Listen to the dialogue.

Luma : Sorry to bother you.

Riri : yeah, it's okay. What's up?

Luma : can you tell me how to answer this question?

Riri : hmmm, it's easy. Just read the passage carefully, then focus on the question. Are you with me?

Luma : ooh, I see.

Riri : need to find the answer of the next question, you must understand the whole paragraph. Are you with me so far?

Luma : I'm not sure actually.

Riri : I mean that, you must understand the plot of the story before give a conclusion.

Luma : now, I think I get the point from your explanation. Thank you.

1) Content Materials

ARE YOU WITH ME??? 2017


Signal Words

Checking for understanding	Responses indicating understanding	Responses indicating misunderstanding
<ul style="list-style-type: none"> Do you understand what I'm saying? Do you know what I mean? Does that make any sense? Do you follow me? Are you with me? You see? You know? Right? 	<ul style="list-style-type: none"> I see what you're saying. I see what you mean. I know. I'm with you. I hear you. I understand what you're saying? I hear what you're saying. 	<ul style="list-style-type: none"> I don't get it. I don't follow you. I'm not sure I get your point. I'm not sure I know what you mean.

Guiding?

Activity 2: Provide examples of the situation when people clarify someone's understanding. Work in pair with your friend!

Example:



Q: Do you understand with this formula?

A: Yes, know!

ARE YOU WITH ME??? 2017




- Look here. Just press this button to lock. You see?
- Just move the desk to that corner. Do you follow me?
- Look! I think that's the house. Over there.

ARE YOU WITH ME??? 2017

Exploring

Activity 3: Work in group. Create the practice the dialogue based on the situations!

Student A	Student B
Asking for an excuse for interrupting	Saying it's alright.
Asking for help how to do to make something	Telling student A how to do to make something, checking student A's understanding
Saying that you understand	Continuing and finishing the explanation
Thanking student B for the explanation.	Responding to student A's thanks

Example:

A: I am sorry for bothering you.

B: It's alright.

A: Could you please tell me how to make this cake?

B: Yes of course.

Explanation:

A' is asking an excuse for interrupting


B' responds and an excuse

A' is asking for help to do something

B' responds to A's asking

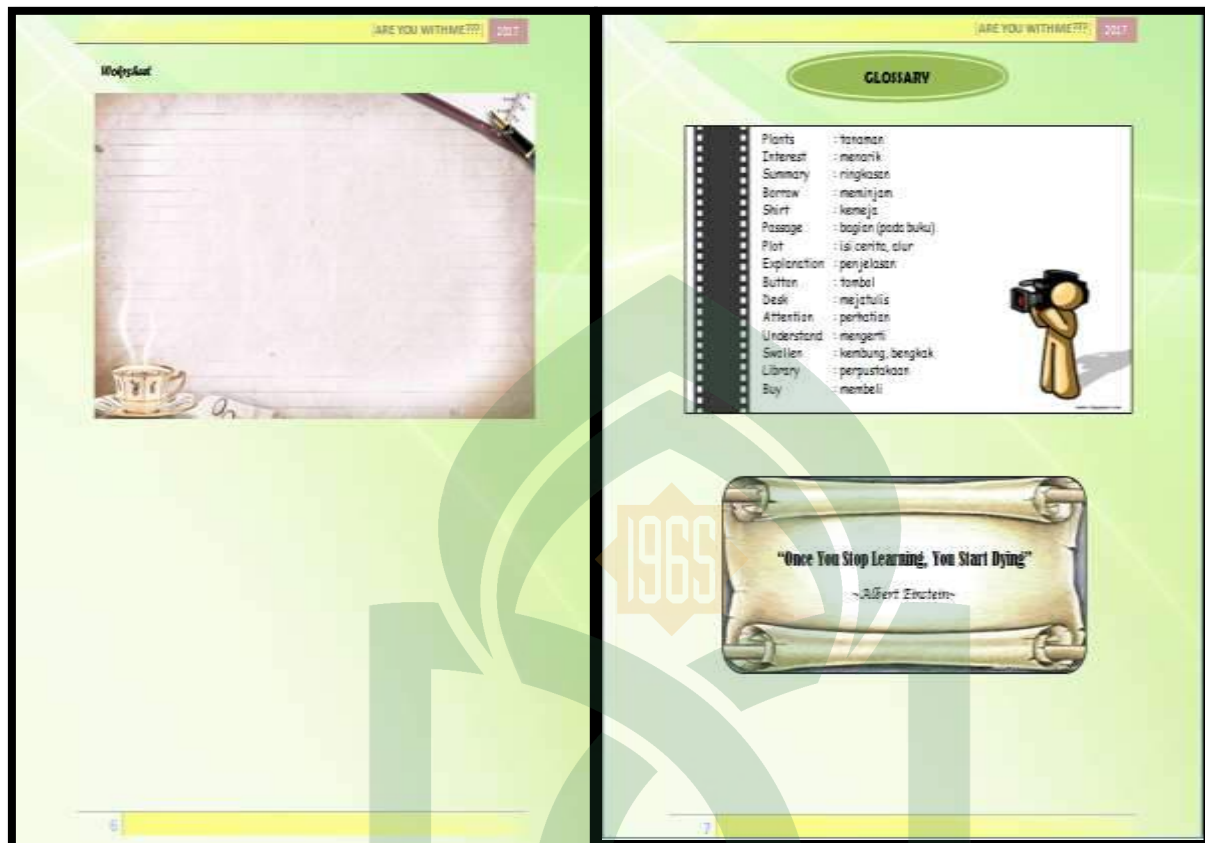
ARE YOU WITH ME??? 2017

Now, Work in group. Create the practice the dialogue based on the situations. It is important to pay attention from the examples above.



Associating

- Work in pair. Make a passage and write down why is it important to check listener's understanding?
- Without looking at the example, mention the expression that indicates check listener's understanding also the response!



The second meeting is checking understanding material. In observing phase, the student listening to the teacher reads a dialogue, then the student follow the teacher's pronounciation reads the dialogue. In questioning phase, the students match some pictures that have provided with sentences on the box, but it is important to pay attention on the example before doing the task. In the exploring phase, the students make a dialogue based on the situation that have provided on the boxes in group, but it is important to pay attention on the example before doing the task . In the associating phase the students make a passage in worksheet have provided by using the vocabularies that indicates checking understanding

in pair formation. The students mention the expression that indicates 'checking understanding'. In the last page there are motivation words and glossary from first and second meeting

WHAT A GREAT MARK!!! 2017

APPRECIATING WORK

Meeting 3

READING

Observing

Activity 1: Look at the picture below!

The girl's name is Valeria. She has just received the award of the sing competition in the regional junior high school. Some people and friends congratulate her. Read and listen!

Congratulations on your success, Valeri!



Good job! You did it well.

Well done!

Wow! You are the best.

You made it! Congratulations!

After all your hard work! You deserve it.

1

WHAT A GREAT MARK!!! 2017

Signal Words:

Here are some expressions used as compliments or appreciating work.

- Excellent!
- Well done!
- Great job!
- Congratulations!
- What a beautiful dress!

- What a great mark!
- Nice work!
- Nice try!
- How beautiful!
- Fantastic!

Questioning

Activity 2: Work individually and answer the following questions!

Example:

- What do you say when your friend win the sing competition?
Answer:
1. Congratulations for your achievement!
Good job!

2

WHAT A GREAT MARK!!! 2017

Now, work individually and answer the following questions!

- How do you feel when you see someone else's success?
- When do you say to show your feeling about someone else's success?
- How do you feel when someone compliment or appreciate your work?
- What do you say to respond to the compliment or appreciation?

Workshop



Exploring

Activity 3: Write Down the Correct Expression Under Each Picture!

Example:



a. What a beautiful flowers!
 b. What a great mark!
 c. Nice!

3

WHAT A GREAT MARK!!! 2017

Now, write down the correct expression under each picture!








- What an interesting shoes!
- What a brave man!
- How kind!
- What a good grade!
- Congratulations!

4

WHAT A GREAT MARK!!!

Communicating

Activity 4: Go around the class. Approach three of your friends. Then do the following instruction

- Compliment or appreciate them one by one. You may compliment them in their performance, achievement, or their behavior. Listen to their response!
- Give feedback to your friends' compliments!

Worksheet

3

WHAT A GREAT MARK!!!

"First They Ignore You, Then They Laugh at You, Then They Fight You, Then You Win"

~Mahatma Gandhi~

6

The third meeting is appreciating work material. In observing phase, the students pay attention to the picture, and the teacher shows some signal words of appreciating. In the questioning phase, the students answer the question about how to give compliment. In the exploring phase, the students match some pictures with the sentences that have provided on the box. Then, in the communicating phase, the students go around the class and approach three of their friends and give them compliment according to their performance, achievement etc, and also the students give feed back to their friend's compliment.

[WHAT DO YOU THINK???] **1017**

Giving and Responding Opinion

Meeting 4

READING

Observing

Activity 1: Read and Complete the Dialogue with the sentences provided on the boxes.

Lei and Donna are Currently at the Flower Exhibition in Celebes Mall.

Donna: _____?

Lei: _____.

Donna: I want to buy one of them.

Lei: Well, it looks so nice.

Donna: _____.

Lei: I really like them.

Donna: _____.

Lei: _____.

Donna: That's great. Okay, I'm going to go.

Lei: _____.

1

[WHAT DO YOU THINK???] **1017**

Do you think the purple one is beautiful?

The purple one is beautiful, aren't they?

Yes, they really are.

Oh, you're right.

I think the red one is better.

Signal Words:

When you want to ask someone's opinion, you can say: <ul style="list-style-type: none"> ➤ What do you think...? ➤ Do you think...? ➤ What about...? ➤ Why don't you...? ➤ ... isn't it better? ➤ ... aren't they better? 	You can give your opinion or respond to someone's opinion: <ul style="list-style-type: none"> ➤ The song is beautiful. - It is! Really? (Do you think so?) ➤ The dog is very cute. - You are right. - I don't think so. ➤ I think... is my opinion.
--	---

2

[WHAT DO YOU THINK???] **1017**

Communicating


Activity 4: Work in pairs. Fill in the blanks with the words in the box!

giving responding Someone else's

Asking for an opinion:

1. "What should I do?" is an expression used for _____.
2. "I think so" is an expression of _____ to an opinion.
3. "I think..." is an expression of _____ an opinion.
4. "According to my father..." is an expression of telling _____ opinion.
5. "In my opinion..." is an expression of _____ an opinion.

Worksheet



3

[WHAT DO YOU THINK???] **1017**

Communicating

Activity 5: Work in group of four then discuss about the criteria of an ideal student. Put the balls on the left side to mark your ideal criteria.

CRITERIA OF AN IDEAL STUDENT

- Friendly and kind
- Smart
- Obey the rules in school
- Active in class
- Have much friends
- Active in extracurricular
- Go to school earlier
- Have a good attitude
- Do homework
- Be the class leader
- add more criteria that you like

Now, tell your friend in front of the class by using this sentence
"In our opinion, an ideal student....."

4

[WHAT DO YOU THINK??] 2017

Questioning

Activity 2: Work in pairs. Practice the following dialogue!

Rega : are you new?
 Farhan : yes, I am.
 Rega : oh. Are you from class 2 C?
 Farhan : yeah, and you!
 Rega : I am from class 2 D. My name is Rega.
 Farhan : hi Rega, I'm Farhan.
 Rega : by the way, do you like your new class?
 Farhan : yes. It's nice enough. I think.
 Rega : do you think so?
 Farhan : yes. Only the room is too hot sometimes.
 Rega : mine, too.
 Farhan : and it's noisy.
 Rega : yes, especially during the breaks.
 Farhan : and sometimes it's very dirty.
 Rega : my classroom is different. It's neat and clean. How about your classmates? What do you think of them?
 Farhan : they are quite friendly, I think.

Read the dialogue above carefully. Highlight the expressions of:

- Giving opinion
- Asking for opinion

3

[WHAT DO YOU THINK??] 2017

Exploring

Activity 3: Work in pairs. Take a look around your class area on the outside of the class. Talk about the things around with your friend!

Example:

What do you think of the principal's car?



Not bad, I think it's a nice car!

What do you think of our classroom?



It's neat and clean, isn't it?

Now, work in pairs. Take a look around your class area on the outside of the class. Talk about the things around with your friend!


Worksheet

4

[WHAT DO YOU THINK??] 2017

GLOSSARY

Deserve	: pantas, berhak
Fantastic	: luar biasa
Match	: cocok, mencocokkan
Classmate	: teman kelas
Noisy	: ribut
Great	: hebat, memuaskan
Success	: sukses
Dress	: gaun, pakaian
Compliment	: pujian
Interesting	: menarik
Brave	: berani
Feedback	: pengaruh arus balik
Currently	: saat sekarang
Exhibition	: pameran, pertunjukan
Orchid	: anggrek



"All Our Dreams Can Come True, If We Have The Courage to Pursue Them"

~Walter Elias Disney~

7

In the fourth meeting is giving and responding opinion material. In the observing phase, the student read the dialogue and fill the blank dialogue in some parts, answer the question that related to the dialogue before. In the questioning phase, the students read the dialogue with their pair, and the students highlight the asking opinion and giving opinion expression form the dialogue that they read. In the exploring phase, the students take a look around the class even the outside of the class and talk about the things around with their pair. In the associating phase, the students match the sentences with some words that have provided in the box. In communicating phase, the students work in group of four then discuss about the criteria of an ideal student and students tick the words that have provided in the table about the criteria of an ideal student. One of the member of group tell an ideal criteria in front of class.

The topic covering 3.1 and 4.1 basic competencies based on the syllabus of 2013 Curriculum leads 4 meetings from 4 contents as stated previously. First meeting is to asking attention, second meeting is to tell about how to check understanding, third meeting is to tell about how to appreciating work, and the fourth meeting is to tell about how to giving and responding opinion.

2) Primary Skill and the Flow of Skills

As mentioned before that there are six components in the blue print design and it has already been written the topics and the content materials for each meeting. The other components are primary skill. Primary skill is the main skill that taught in a meeting. Therefore, the flow of skills is the skill flows that appear during the learning process when the materials taught. As known, there are four skills in English. They are reading, writing, listening, and speaking.

In the first meeting, the learning process is started and finished with speaking as the core skill and the middle of the process there are reading and writing skills that related with asking attention material. Differently, the core skill in the second meeting is listening. Writing and reading skill become the flow skill. In the third meeting, the core skill is reading and the flow skill is speaking and writing. Then, in the fourth meeting, again reading is the core skill. Speaking and writing is the flow skill.

3) Scientific Approaches

Scientific approaches consist of five elements based on 2013 Curriculum. They are observing, questioning, collecting information, associating, and communicating. These elements are convinced to make the materials systematic.

In the first meeting, Student pay attention and follow the teacher reads the text in form of dialogue about asking attention. The student repeat some words from the conversaion on the dialogue based on teacher's instruction, The students pay attention to signal words of asking attention expression in

observing phase. The students pay attention on the pictures, The students pay attention to the example before doing the task. The students fill the bubbles that provided on the box by matching it with the pictures in the questioning phase. In the collecting exploring phase, the students find words that indicate “asking attention” expression, before doing the task the student have to pay attention to the example. The students fill the blank dialogue than develop it into a long conversation on the dialogue. In associating phase, the students practice the dialogue that they’ve developed in front of the class; the student’s mention the expression of “asking attention” without looking at the example. In the last page of first meeting there is a wise words to motivate students in learning.

The second meeting is checking understanding material. In observing phase, the student listening to the teacher reads a dialogue, than the student follow the teacher’s pronounciation reads the dialogue. In questioning phase, the students match some pictures that have provided with sentences on the box, but it is important to pay attention on the example before doing the task. In the exploring phase, the students make a dialogue based on the situation that have provided on the boxes in group, but it is important to pay attention on the example before doing the task . In the associating phase the students make a passage in worksheet have provided by using the vocabularies that indicates checking understanding in pair formation. The students mention the expression that indicates ‘checking understanding’. In

the last page there are motivation words and glossary from first and second meeting

The third meeting is appreciating work material. In observing phase, the students pay attention to the picture, and the teacher shows some signal words of appreciating. In the questioning phase, the students answer the question about how to give compliment. In the exploring phase, the students match some pictures with the sentences that have provided on the box. Then, in the communicating phase, the students go around the class and approach three of their friends and give them compliment according to their performance, achievement etc, and also the students give feed back to their friend's compliment.

In the forth meeting is giving and responding opinion material. In the observing phase, the student read the dialogue and fill the blank dialogue in some parts, answer the question that related to the dialogue before. In the questioning phase, the students read the dialogue with their pair, and the students highlight the asking opinion and giving opinion expression form the dialogue that they read. In the exploring phase, the students take a look around the class even the outside of the class and talk about the things around with their pair. In the associating phase, the students match the sentences with some words that have provided in the box. In communicating phase, the students work in group of four then discuss about the criteria of an ideal student and students tick the words that have provided in the table about the

criteria of an ideal student. One of the member of group tell an ideal criteria in front of class.

4) Learning Instruction

Learning instruction shows four parts. They are pre-study, type of activity, amount of activity, text structure, and glossary. Pre-study is something that teacher provides to students in order to make them motivated and ready for studying. Type of activity is the type of the project or assignment given. It can be self-activity, pair activity, group, etc. As stated previously, in the first meeting, the project is varied work, there are individual, and pair. For pair, individual and group they are in the second meeting. For third meeting, the activity is individual and forth meeting there are individual, pair and group activity.

Furthermore, amount activity is the total of the activity given in a meeting. The first meeting consists of 9 activities. The second meeting has 5 activities. The third meeting includes 6 activities and follow with the forth meeting which involves 8 activities.

Next, text structure is the type or kind of structure that used in that material like the tenses or pronoun. As just stated previously, my developing book includes four topics. They are asking attention, checking understanding, appreciating work, givind and responding opinion. The first topic is about asking attention material

-excuse me!

- Attention please!

-Yes please!

-Alright

The second topic is about checking understanding. The text structure as shown below:

-she's kind, isn't she?

-yes, she is

-understood?

-is it clear?yes sir

The third topic is about appreciating work. The text structure as shown below:

-That's great

-It's beautiful

-Excellent!

-Thank you

The fourth topic is about giving and responding opinion. The text structure as shown below:

-What do you think?

-Rudi did it well, didn't he?

-Is that how you say it?

-Yes, I think so.

The last learning instruction is glossary. It is mentioned in the end of the chapter.

In addition, the learning instructions stated previously are designed based on the syllabus of 2013 Curriculum especially in the text structure and activity. Thus, the students' need analysis is also been a resources in designing the product especially in type of activity and the appearance of the product.

3. The Result of the Product Development Based on Module (Designing Phase)

a. The Result of Development Rubric for Expert and Teacher

This section presented some aspects on how expressed the expression theme material. Systematic organization of materials, systematic of English teaching, and systematic content of English are included on this part. All pf the aspects were discussed on the following.

1) Systematic Organization of Materials

Systematic organization of materials included cover design, layout, prganization of materials, and instructional objectives. First cover design indicated that the cover is attractive to the learners. Second, layout included with 1) the layout is clear for learners and 2) the layout is attractive for the learners. Third, instructional objectives covered with 1) the instructional objectives are clear, 2) the instructional objectives are understandable, 3) the instructional objectives ordered appropriately and 4) the instructional objectives reflect to the topic.

2) Systematic of English Teaching

Systematic of english teaching covered activities that contain three parts. 1) the activities are attractive, 2) the activities are motivated learners, and 3) the activities are varied in format.

3) Systematic Content of English

Systematic content of English identified four parts. They were example, topic/subtopic, content of the material, and language. First examples were dealt with 1) the example were clear, 2) the example were understandable, 3) the example are too easy, 4) the example are too difficult, and 5) the example help learners to understand the material. Second, topic/subtopic divided into 1) the topics which were appropriate with the syllabus, and 2) the topics were relevant with the learners' need and interest, and 3) the topics were developed attractively. Third, content of materials measured 1) the content of the material is clear, 2) the content of the materials is appropriate, 3) the content of the materials is understandable, 4) the content of the materials matches with the goal of the course, 5) the content of the materials matched the objectives of the course, 6) the content of the materials matches with the 2013 curriculum, students' need and interest, 7) the content of the materials are well designed, and 8) the content of the materials is up-to-date. Last, language dispensed 1) the language used was appropriate with students' English proficiency, 2) the language was clear, and 3) the language was understandable.

b. The Result of Development and Expert Judgement Suggestion

The expert suggested to present what the students want like if most of the students choose the real picture. Although most of the design appear most in real picture but the researcher also appear the caricature picture in some parts of the design. The expert asked to use simple language at the content of materials. The expert said that the material should be implemented immediately.

4. The Result of Implementation (Implementing Phase)

A. Rubric Implementation

In the implementation phase, there are several indicators that this research focus on. It is concerned by the teacher's observation during implementing the researcher's product. It is to examine if the this product is suitable with the students or still need to be improved. The teacher declared that the researcher taught the product systematically. First, linking the previous lesson with the current lesson. Second, explaining about the advantage of learning the current lesson. Third, the students were shown what achievement that they will accomplish for learning the lesson.

Also, the researcher linked the lesson with the learning instruction and its core material. In addition that the setudents were given some contextual material which is good to reach the instructional material easily. Last, the students sometimes were eager to ask some questions.

SMPN 2 Sungguminasa, Gowa is placed on Sungguminasa street. This school has implemented the Indonesia's new coming curriculum which is well known as 2013 curriculum. After conducting the advance

observation, then several considerations were raising up related to the on going research. Next, the researcher opted for entering student of the eighth grade in SMPN 2 Sungguminasa, Gowa as the chosen sample in this research. Taking six classes from sixteen classes of the eighth grade in this school would be possible.

On 28th February 2016, distributing questionnaire to the students became the next agenda to notice students' need analysis as the chosen sample. It was to identify what they needed as students to enhance their performance in studying. From that questionnaire, several items were obtained as follows:

Students preferred learning formations before get in to the core lesson. In this case, students opted for having motivation story before study. Also, listened to the teacher's explanation directly was opted by the student than practiced the lesson directly or read the instruction from the book. Next, when asked about kinds of learning material that student prefer, they opted for text material along with its picture. After that, students preferred real picture design to put in the coursebook than cartoon or caricature.

In learning process the interaction between teacher and students were going well. The teacher gave stimulation to them and they responded it correctly. In the beginning, the teacher asked the students about their previous lesson then linked it with the current lesson. They seemed enthusiastic in learning process. Specifically, some of the students were

excited on giving some questions and had a good responds when given some feedback. In the end of this session, students were asked to give some matters about the current lesson then tried to concluded it. Next, they were given some questions to noticed their knowledge about the product.

B. Product Implementation

The product was implemented based on the result of questionnaire that had been distributed to the students. In this meeting the researcher implemented the material of asking attention at the first chapter.

In the beginning, the students was given a learning formation before studied. The laerning formation in this case was motivation story. Then the teacher explained the material and linked with the previous lesson.

The product was designed with many colors and drawing. In this design the real picture was used in many parts and other was in caricature or cartoon.

In learning the asking attention, cehcking understanding, appreciating work, giving and responding material the students chose pair the most. the students liked if the teaching and learning process was combined with game activity. Most of the students found difficulties in translating the text or dialogue in the course book because the limit of their vocabularies.

5. The Result of Evaluation (Evaluating Phase)

A. Formative Evaluation

Evaluating the questionnaire became the matters on this phase. It was obtained from expert's suggestion and command about the questionnaire that would be distributed to the students. The questionnaire consists of three parts. The first was systematic organization of integrated English materials. The second was systematic English teaching which was appropriate with the learning activities. The third was systematic content of English materials covered the syllabus of the 2013 curriculum.

The experts suggested that in constructing the questions, it was required to looked deeply about what they should acquired in studying. However, in systematic organization of integrated English materials, it was allowed to followed what the students need. It is about the organization layout of the product. In putting learning model, it had to suitable with the core materials that was taught.

Constructing the learning process and learning materials became the next step in this phase. There were several points to be underlined. They were the topic including basic competences, content material including sub topics, core skill as follows, listening, speaking, reading, and writing. Those skills had to be clear/ brief in each meeting which is followed by the flow skills.

Next, the core of blue print that was made was the learning approach that portrayed systematically with the scientific approach. They

are observing, questioning, collecting information, associating, and communicating. Each of the phases was presented briefly for instance, activities and material that would be taught.

Also, in blue print were also described about learning instruction consisting type of activity portraying about learning formation, the suitability between learning formations and learning materials. The learning formations include learning in group, pair, and individual. Last, the amount of activities, text structure and glossary also discussed in blue print.

B. Summative Evaluation

Evaluating the development phase included the content materials that would be applied in the product. It had to be related to the suitability of the contents of the book with the basic competencies. It consists of the activities along with its brief instruction, examples, and glossary.

The result of questionnaire that was given to the students became the basic element to develop the layout. How to constructed the layout was bargained by the students' need. As it was believed that students would be motivated if the organization of the material based on what they need. The process of the development had to be suit with the time and learning methods.

B. Discussion

The 2013 curriculum is a new curriculum which implemented in Indonesia. Many teachers still did not understand well about this

curriculum because they did not have many specialized trainings dealing with it. As a consequence, the learning process was not running well. This information was obtained from the interview with all the English teacher at SMPN2 Sungguminasa, Gowa. Furthermore, it is needed a supporting material which can help the students to understand the lessons. The curriculum can be defined as a set of education instrument which is used as a guide for the teachers on what and how to teach students. Generally, the curriculum includes all subject or activities that the school has responsibility to follow in teaching and learning process.

The government has published a student book, but it is still not enough. They need more. According to the observation and interview with learners and teachers about the new coming curriculum, the 13 curriculum they said that the book which published by the government still needed to be improved. The book had essentially been good but the students needed some additional activities and assignments which consist of skills in the learning materials. Many publishers have published their own book, but to opt for one proper book, the resercher should consider many things, like;

1. Is the book appropriate for the students?
2. Is the book suitable with the 2013 curriculum?
3. Has the book covered students' need?

The result of the first research question was that to know the students' need on learning. It was analyzed based on the result of questionnaire for students (appendix 1), there are three stuffs that was

used. Identifying the organization materials, the content materials, and the learning materials. Those became the core to design and develop the product.

According to the result of the questionnaire in the organization material, all students preferred to have a pre-study orientations before starting the class, such as motivation story, warming up and ice breaking. Based on the designing phase the researcher put that kinds of pre-study orientation. In implementing this part, the researcher gave the “7 boom” game as one of the ice breaking model. The students were look exciting, which known from their enthusiasm. In the design of the content, the students resembled if the materials were given in drawing content and preferred cartoon and real picture design models. Based on the cognitive theory by Jean Piaget in (el-Hana, 2016, elhanaleaningkit.com/perkembangan-anak-usia-6-12-tahun) stated that child at the age of eleven arrange and develop their thinking and knowledge in process of interaction between their surrounding by make a figurative scheme which is consist of shape, color, and texture. Then, in the design of the product, the researcher designed it with green color as the base color in each page, put real picture and caricatur or cartoon to make students interested with the product.

Based on the result of the questionnaire in the content material, it was found that the students preferred to learn the asking attention, checking understanding, appreciating work by looked the example on the

course book that guided student to do the task, for giving and responding opinion materials they preferred to do task on the course book by out door activity. In designing the product, the reseaecher gave example for each task with the clear instruction to guided students the way to do the task.the researcher also added the signal words that related to the material and glossary in each chapter. Then, in try-out this phase, the students were look easy enough to do the instruction of the task. Even though, from the result of questionnaire it was found the lack of students' ability in translating certain word on the text or dialogue because the limit of their vocabulary, but the existence of glossary in each material was very helpful for them. They opened the glossarys' page when they did not understand the words meaning on the text.

Based on the result of questionnaire in learning material, the students preferred to do the project of a class in pair, group and also for certain situations they preferred to do the project in outdoor activity. The researcher then designed the product by put some activities to do in pair formation, such as activity in practicing a dialogue. Some activities were did in group formation such as discussion acitivity. There were also acivity that the students did in outdoor such as, interviewing other friends or teacher to ask their opinion about a problem. In try-out phase, the researcher gave the pair formation acivity for students in a dialogue. They were look enthusiastic because the dialogue was practiced in front of the

class with their partner. Each pair prepared to practice the dialogue also completed with gesturing.

The result of the second research question was that created the new developing reference for the eighth grade students on the junior high school in learning English material. The product could be used as other reference in learning English for many considerations such as, it was developed by first identifying students' need that became the basic on designing the product. Building the students' interest with simple material but appropriate with their ability. It referred with the way the material were provided for students. It was easy to use with the clear instruction and example in each activity. The product had also been validated by the experts that became one of the primary aspect in designing and developing the product.

CHAPTER V

CONCLUSIONS AND SUGGESTIONS

This chapter deal with conclusion of this research and suggestion for some people related to this research.

A. Conclusions

Based on the findings and discussions of the research that has been accomplished and are associated with the formulation of the research focus, it can be concluded that developing learning materials should be depended on goverment's curriculum and what learners' needs. It is to accomodate a good learning process for students. Also, the systematic organization of developing simple present tense materials dealing with 2013 Curriculum already checked by the expert in order to validate the whole materials in a Module and claimed that it was validated by the expert. It was developed based on the result of the analysis of the questionnaire that distributed to the students in grade eight at SMPN 2 Sungguminasa, Gowa where the aim of the questionnaire was to know the students' need in learning asking attention, checking understanding, appreciating work, giving and responding opinion materials.

B. Suggestions

This part refers to the suggestions for utilization of the product, and dissemination of the product. They were discussed on the following.

1. Utilization

This product is developed for Eight Grade students. It can be used in English Language Teaching Department. Therefore, it is strongly recommended for the teachers who teach English subject to use this product as their primary reference.

2. Dissemination

Many ways can be accomplished to disseminate this product. First, publishing for a commercial purpose can be the best way to disseminate it because the publisher will work hard to sell it as much as possible. Second, calling a seminar or workshop can also be away to disseminate it. It means that it was promoted to the public who attend to the seminar. Finally, the internet is also one of the best alternatives to disseminate it. It can be uploaded either for commercial or free, and then we share its link to our friends, community, and groups using Facebook, Twitter, E-mail, and other social media.

Bibliography

- ADDIE Model". *Instructional Systems, College of Education, Penn State, University*. http://www.instructionaldesigncentral.com/htm/IDC_instructionaldesignmodels.htm#addie. (May 2015)
- Brian, Tomlinson. *Materials Development in Language Teaching*. United Kingdom: Cambridge University Press, 2001.
- Fun Learning Kit el-Hana (2016, 23 November). *Perkembangan Anak: Usia 6-12 Tahun*. Diperoleh Mei 2017, dari elhanalearningkit.com/perkembangan-anak-usia-6-12-tahun.
- Home Science (2016, 01 April). *Inilah Alasan Kurikulum KTSP diganti dengan Kurikulum 2013*. Diperoleh 20 November 2017, dari Homesciencehealer.blogspot.co.id/2016/04/inilah-alasan-kurikulum-ktsp-diganti.html?m=1. https://id.wikipedia.org/wiki/Kurikulum_2013.
- Kemendikbud, 2014. "*Modul Pelatihan Implementasi Kurikulum 2013*". Jakarta: Badan Pengembangan Sumber Daya Manusia dan Kebudayaan dan Penjamin Mutu Pendidikan Kementerian dan Kebudayaan.
- Latif, Muhammad Adnan. *Research Methods on Language Learning (An Introduction)*. Malang: UM Press. 2014.
- Modul Pelatihan Implementasi Kurikulum 2013*. Jakarta: Badan Pengembangan Sumber Daya Manusia dan Kebudayaan dan Penjamin Mutu Pendidikan Kementerian dan Kebudayaan. 2014.
- Mubarak Ali Nur Khair Miftahul. 2015. "*Developing English Learning Materials For Young Learners Based on Need Analysis at MTsN Model Makassar*", Thesis. Makassar: the Degree of Sarjana Pendidikan (S.Pd.).
- Mulyasa. *Pengembangan dan Implementasi Kurikulum 2013*. Bandung: Remaja Rosdakarya. 2013.
- Richards. 2001. "*Curriculum Development in Language Teaching*". New York: Cambridge University Press.
- Sugiyono. 2010. "*Metode Penelitian Pendidikan: Pendekatan Kuantitatif, Kualitatif, and R&D*". Bandung: Alfabeta. Cetakanke- 11.

- Sukirman.2013. “*Developing English Word formation materials for undergraduate students at State Islamic University Alauddin Makassar*”, Thesis. Malang: the Degree of Master of English Language Teaching at State University of Malang.
- Tegeh and Kirna.2013. “*Pengembangan Bahan Ajar Metode Penelitian Pendidikan dengan ADDIE Model*”. [e-journal]. Available in: <http://ejournal.undiksha.ac.id/index.php/IKA/article/view/1145/1008>.
- Thomas, David R. 2006. “*A General Inductive Approach for Analyzing Qualitative Evaluation Data*”. New Zealand: University of Auckland.
- Zaida, Nur. *Bright an English Course for Junior High School Students*. Jakarta: PenerbitErlangga. 2014.



APPENDIX 1
QUESTIONNAIRE

A. Informasi yang di perlukan

Data diri :

Nama :

Jenis Kelamin :

Kelas :

Umur :

B. Target yang ingin dicapai pada sistematika penyajian / Organization

materials

Berikan tanda centang (✓) pada setiap pilihan Anda. Jawablah dengan jujur dan sesuai keinginan Anda.

1. Apakah anda sukaa pabila guru memberikan formasi belajar sebelum memulai pelajaran?

Ya UNIVERSITAS ISLAM NEGERI

Tidak

2. Formasi belajar apa yang paling anda sukai?

Pilihlah formasi belajar maksimal 3 yang paling anda suka dan sesuai dengan anda.

Ice breaking

Warming up

Cukup dengan Berdoa

- Cerita Motivasi / Inspirasi
 - Small Games
 - Semuanya.
3. Pada saat jam pelajaran dimulai, perlakuan apa yang anda sukai?
- Langsung mendengarkan penjelasan guru
 - Langsung praktek saja
 - Memilih membaca instruksi di buku
4. Bentuk materi pelajaran apa yang anda sukai?
- Teks
 - Bergambar
 - Dialog
 - Presentasi
5. Desain buku seperti apa yang paling anda minati?
- Bergambar
 - Berwarna
 - Hitamputih
6. Model desain seperti apa yang anda minati?
- Karikatur
 - Kartun
 - Gambar nyata dalam kehidupan.

C. Target yang ingin dicapai pada sistematika Isi pelajaran/ *Content materials*

1. Dengan cara apakah yang lebih Anda sukai dalam mempelajari Expression theme material (asking and giving attention, opinion, understanding and showing appreciation or compliment)?
 - Dengan cara menerima teori
 - Dengan cara bermain Games
 - Dengan cara menonton
 - Semuanya
2. Jika materi asking and giving attention, seperti apa anda akan mengekspresikannya?
 - Memperagakan di depan teman-teman kelas seorang diri
 - Memperagakan berpasangan dengan teman
 - Bentuk drama kecil dalam formasi kelompok
 - Menuliskannya dibuku tugas
3. Jika materi asking and giving opinion seperti apa anda mengekspresikannya?
 - Memperagakan di depan teman-teman kelas seorang diri
 - Meminta pendapat teman dalam formasi belajar pair (berpasangan)
 - Membuat penjabaran materi terkait dalam bentuk kelompok
 - Keluar kelas dan mewawancara beberapa orang dengan meminta pendapatnya mengenai suatu permasalahan

4. Jika materi asking and giving understanding to something, seperti apa anda akan mengekspresikannya?

- Memperagakan di depan teman-teman kelas seorang diri
- Dalam bentuk berpasangan dengan teman
- Ditanyai oleh guru terkait materi yang dipelajari kemudian memberi respon
- Diberi tugas tertulis

5. Jika materi showing appreciation or compliment, seperti apa anda akan mengekspresikannya?

- Memperagakan di depan teman-teman kelas seorang diri
- Dalam bentuk berpasangan dengan teman
- Dalam bentuk drama kecil
- Menuliskannya di buku tugas

D. Target yang ingin dicapai pada sistematika pembelajaran/ *Learning materials*

1. Model belajar apa yang anda sukai?

- Diskusi
- Individu
- Berpasangan
- Project group

2. Apabila anda ditugaskan mengerjakan proyek dalam kelas, manakah yang anda pilih?

- Proyek secara Individu

- Proyek secara Berpasangan
- Proyek secara Berkelompok

3. Apabila Anda ditugaskan mempresentasikan materi pelajaran yang terkait, manakah yang anda pilih?

- Presentasi secara individu
- Presentasi secara peer group
- Presentasi secara berkelompok

4. Apakah anda suka jika pengajaran di kombinasikan dengan *game activities*?

- YA
- TIDAK

5. Tulislah kesulitan apa saja yang terkadang anda dapatkan pada saat pembelajaran materi meminta dan memberi informasi terkait keharusan, larangan dan himbauan?

.....

UNIVERSITAS ISLAM NEGERI

.....

ALAUDDIN

.....

M A K A S S A R

.....

.....

.....

.....

.....

TTD

(H. Jemma, S.Pd., M.Pd.)



UNIVERSITAS ISLAM NEGERI
ALAUDDIN
M A K A S S A R


APPENDIX 2

(FOR STUDENTS)

	Aspek	Kriteria	Iya	Sebagian	Tidak
1.	Disain Sampul	Sampul menarik bagi peserta didik			
2.	Huruf	Penggunaan huruf jelas	150	7	
		Penggunaan huruf konsisten	163	20	
3.	Susunan	Susunan materi menarik	126	30	5
4.	Tujuan Instruksional	Tujuan instruksional jelas	131	28	
		Tujuan instruksional dapat dimengerti	129	30	
		Tujuan instruksional mencerminkan topik	124	31	
5.	Topik	Topik relevan dengan kebutuhan dan minat peserta didik	110	42	
		Topik dikembangkan dengan menarik	139	22	
6.	Contoh	Contoh yang jelas	136	21	
		Contoh dapat dimengerti	103	31	
		Contoh membantu peserta didik untuk memahami materi	135	21	
7.	Latihan	Latihan ini jelas	134	25	
		Latihan ini memperkuat apa yang peserta didik sudah pelajari	130	35	
		Format latihan bervariasi	129	26	
		Latihan sesuai dengan topik yang dibahas	141	17	
		Latihan ini adalah tantangan bagi peserta didik	120	34	
8.	Isi Materi	Isi materi jelas	148	13	
		Isi materi tepat	143	10	
		Isi materi dapat dimengerti	132	25	
		Isi materi sesuai dengan minat siswa	135	21	
9.	Bahasa	Bahasa yang digunakan sesuai dengan kemampuan bahasa Inggris siswa	111	37	

10.	Glosarium	Glosarium sesuai dengan materi	133	32	
		Glosarium dapat dimengerti	142	22	

Adopted from :Khoir, Miftahul. *“Developing English Learning Materials for Young Learners Based on Needs Analysis,”Thesis*. Makassar: School of Graduate Studies, State Islamic University of Alauddin. 2015.



APPENDIX 2

(FOR STUDENTS)

	Aspek	Kriteria	Iya	Sebagian	Tidak
1.	Disain Sampul	Sampul menarik bagi peserta didik			
2.	Huruf	Penggunaan huruf jelas	150	7	
		Penggunaan huruf konsisten	163	20	
3.	Susunan	Susunan materi menarik	126	30	5
4.	Tujuan Intruksional	Tujuan instruksional jelas	131	28	
		Tujuan instruksional dapat dimengerti	129	30	
		Tujuan instruksional mencerminkan topik	124	31	
5.	Topik	Topik relevan dengan kebutuhan dan minat peserta didik	110	42	
		Topik dikembangkan dengan menarik	139	22	
6.	Contoh	Contoh yang jelas	136	21	
		Contoh dapat dimengerti	103	31	
		Contoh membantu peserta didik untuk memahami materi	135	21	
7.	Latihan	Latihan ini jelas	134	25	
		Latihan ini memperkuat apa yang peserta didik sudah pelajari	130	35	
		Format latihan bervariasi	129	26	
		Latihan sesuai dengan topik yang dibahas	141	17	
		Latihan ini adalah tantangan bagi peserta didik	120	34	
8.	Isi Materi	Isi materi jelas	148	13	
		Isi materi tepat	143	10	
		Isi materi dapat dimengerti	132	25	
		Isi materi sesuai dengan minat siswa	135	21	
9.	Bahasa	Bahasa yang digunakan sesuai dengan kemampuan bahasa Inggris siswa	111	37	

10.	Glosarium	Glosarium sesuai dengan materi	133	32	
		Glosarium dapat dimengerti	142	22	

Adopted from :Khoir, Miftahul. *"Developing English Learning Materials for Young Learners Based on Needs Analysis,"Thesis*. Makassar: School of Graduate Studies, State Islamic University of Alauddin. 2015.



UNIVERSITAS ISLAM NEGERI
ALAUDDIN
 M A K A S S A R

APPENDIX 3

RUBRIC

A. Rubric For Expert

	Aspects	Criteria	Yes	Partly	No
1.	Cover Design	The cover is attractive to the learners			
2.	Letter	The use of letter is clear	✓		
		The use of letter is appropriate		✓	
		The use of letter is consistent		✓	
		The use of letter is readable	✓		
3.	Typing	The typing is clear	✓		
		The typing is neat		✓	
		The typing is regular		✓	
4.	Spacing	The spacing is appropriate		✓	
		The spacing is consistent		✓	
5.	Layout	The layout is clear for learners	✓		
		The layout is attractive to the learners	✓		
6.	Organization of Materials	The materials are organized attractively	✓		
		The organization of material in the form of units is appropriate	✓		
		The materials are organized in logically ordered tasks	✓		
7.	Instructional objectives	The instructional objectives are clear		✓	
		The instructional objectives are understandable	✓		
		The instructional objectives	✓		

		ordered appropriately			
		The instructional objectives reflect to the topic	✓		
8.	Topic	The topic are appropriate with the syllabus	✓		
		The topic are relevant with the learners' need and interest	✓		
		The topic are develop attractively	✓		
9.	Example	The example are clear		✓	
		The example are understandable	✓		
		The example are too easy		✓	
		The example are too difficult		✓	
		The example help learners to understand the material	✓		
10.	Exercise	The exercise are clear	✓		
		The exercise are understandable	✓		
		The exercise are clear	✓		
		The exercise are too easy		✓	
		The exercise are too difficult		✓	
		The exercise reinforce what learner have already learned	✓		
		The exercise present a progression from sample to more complex		✓	
		The exercise are varied in format	✓		
		The exercise match with the topic being discussed	✓		
The exercise are challenge learners		✓			
11.	Activities	The activities are attractive		✓	
		The activities are motivated learners	✓		

		The activities are varied in format	✓		
12	Instruction	The instructions are clear and appropriate		✓	
		The instructions are understandable	✓		
		The instructions can be done by the learners.	✓		
13	Coverage of materials	The coverage of the materials is in line with the syllabus of the course	✓		
		The coverage of the materials relevant to the goals of the course	✓		
		The coverage of the materials matches the objectives of the course	✓		
		The coverage of the materials covers both theoretical and practical points of view of developing personal introduction and thing list materials dealing with Curriculum 2013	✓		
		The coverage of the materials is appropriate with the Curriculum students' need, and interest	✓		
14	Content of the materials	The content of the materials is clear	✓		
		The content of the materials is appropriate	✓		
		The content of the materials is understandable	✓		
		The content of the materials	✓		

		matches with the goals of the course	✓		
		The content of the materials is matches the objectives of the course	✓		
		The content of the materials is matches with the Curriculum 2013, students' needs, and interests	✓		
		The content of the materials are well-designed	✓		
		The content of the materials is up-to-date	✓		
15	Language	The language used is appropriate with students' English proficiency	✓		
		The language is clear		✓	
		The language is understandable	✓		
16	Summary	The summary is clear	✓		
		The summary is understandable	✓		
		The summary is well-organized		✓	
		The summary is appropriate with the materials	✓		
17	Glossary	The glossary is clear	✓		
		The glossary is understandable	✓		
		The glossary is well-organized	✓		
		The glossary is appropriate with the materials		✓	

a) Comment

The product has been good but it need more correction such as the instruction of the activity, the consistent font, layout and writing color

b) Suggestion

I Hope the development of this product develop continue

Tertanda



(Dahniar, S.Pd., M.Pd)

Adapted from :Khoir, Miftahul. "*Developing English Learning Materials for Young Learners Based on Needs Analysis*,"*Thesis*. Makassar: School of Graduate Studies, State Islamic University of Alauddin. 2015.



UNIVERSITAS ISLAM NEGERI
ALAUDDIN
M A K A S S A R

B. Rubric For Teacher

	Aspects	Criteria	Yes	Partly	No
1.	Cover Design	The cover is attractive to the learners		✓	
2.	Letter	The use of letter is clear	✓		
		The use of letter is appropriate	✓		
		The use of letter is consistent	✓		
		The use of letter is readable	✓		
3.	Typing	The typing is clear	✓		
		The typing is neat	✓		
		The typing is regular	✓		
4.	Spacing	The spacing is appropriate	✓		
		The spacing is consistent	✓		
5.	Layout	The layout is clear for learners	✓		
		The layout is attractive to the learners		✓	
6.	Organization of Materials	The materials are organized attractively	✓		
		The organization of material in the form of units is appropriate	✓		
		The materials are organized in logically ordered tasks	✓		
7.	Instructional objectives	The instructional objectives are clear	✓		
		The instructional objectives are understandable	✓		
		The instructional objectives ordered appropriately	✓		
		The instructional objectives reflect to the topic	✓		

8.	Topic	The topic are appropriate with the syllabus	✓		
		The topic are relevant with the learners' need and interest	✓		
		The topic are develop attractively	✓		
9.	Example	The example are clear	✓		
		The example are understandable	✓		
		The example are too easy	✓		
		The example are too difficult	✓		
		The example help learners to understand the material	✓		
10.	Exercise	The exercise are clear	✓		
		The exercise are understandable	✓		
		The exercise are clear	✓		
		The exercise are too easy		✓	
		The exercise are too difficult		✓	
		The exercise reinforce what learner have already learned	✓		
		The exercise present a progression from sample to more complex	✓		
		The exercise are varied in format			✓
		The exercise match with the topic being discussed	✓		
The exercise are challenge learners	✓				
11.	Activities	The activities are attractive	✓		
		The activities are motivated learners	✓		
		The activities are varied in format			✓
12	Instruction	The instructions are clear and appropriate	✓		

		The instructions are understandable	✓		
		The instructions can be done by the learners.	✓		
13	Coverage of materials	The coverage of the materials is in line with the syllabus of the course	✓		
		The coverage of the materials relevant to the goals of the course	✓		
		The coverage of the materials matches the objectives of the course	✓		
		The coverage of the materials covers both theoretical and practical points of view of developing personal introduction and thing list materials dealing with Curriculum 2013	✓		
		The coverage of the materials is appropriate with the Curriculum, students' need, and interest	✓		
14	Content of the materials	The content of the materials is clear	✓		
		The content of the materials is appropriate	✓		
		The content of the materials is understandable	✓		
		The content of the materials matches with the goals of the course	✓		
		The content of the materials is	✓		

		matches the objectives of the course			
		The content of the materials is matches with the Curriculum 2013, students' needs, and interests	✓		
		The content of the materials are well-designed	✓		
		The content of the materials is up-to-date		✓	
15	Language	The language used is appropriate with students' English proficiency	✓		
		The language is clear	✓		
		The language is understandable	✓		
16	Summary	The summary is clear	✓		
		The summary is understandable	✓		
		The summary is well-organized	✓		
		The summary is appropriate with the materials	✓		
17	Glossary	The glossary is clear	✓		
		The glossary is understandable	✓		
		The glossary is well-organized	✓		
		The glossary is appropriate with the materials	✓		

a) Comment

After seeing this product, I think this product is very good but it need many correction and revision. For instance, the cover and layout. I can say this material is up to date because every year, the 2013 curriculum always being revised

b) Suggestion

I hope this product will be better with seeing many correction

Tertanda



(Muzdalifah, S.Pd.)

Adapted from :Khoir, Miftahul. *"Developing English Learning Materials for Young Learners Based on Needs Analysis," Thesis*. Makassar: School of Graduate Studies, State Islamic University of Alauddin. 2015.



UNIVERSITAS ISLAM NEGERI
ALAUDDIN
M A K A S S A R

APPENDIX 4 (BLUE PRINT)

Meeting	Topic	Content of Materials	Core Skill	Flow of Skills	Scientific Approaches					Pre Study Instruction	Learning Instruction			
					Observing	Questioning	Exploring	Associating	Communicating		Type of Activity	Amount of Activity	Text Structure	Glosary
1 st	KD 3.1, and 4.1	Asking Attention	Speaking	Writing, Reading	-Student look and follow the teacher reads the text in form of dialogue about asking attention -The student repeat some words from the conversaion on the dialogue based on teacher's instruction -The students pay attention to the example of asking attention expression	-The students take a look on the pictures - The students pay attention to the example before doing the task -The studentsfill the bubbles that provided on the box by matching it with the pictures	-The students find words that indicate "asking attention" expression from the diolugue -The students fill the blank dialogue than develop it into a long conversation on the dialogue. -The student may use the signal words to help them develop the conversation	-The students practice the dialogue that they've developed in front of the class -The student's mention the expression of"asking attention" without looking at the example,	-	Motivatio n Story	Individual, pair	7	- <i>excuse me!</i> - <i>Attention please!</i> - <i>Yes please!</i> - <i>Alright</i>	-
2 rd		Checking Understanding	Listening	Reading, Writing	-Student listening to the teacher reads a dialogue -Students follow the teacher's pronounciation reads the dialogue	-The students pay attention to the example before doing the task -The students match some pictures that have provided with sentences on the box.	-The students pay attention to teh example before doing the task -The students work in group and make a dialogue based on the situation that have provided on the boxes.	Make a passage in the worksheet by using expression that indicate 'checking understanding' in pair formation -Mention the expression that indicates checking understanding.	-	Small games	Pair, Group	5	- <i>she's kind, isn't she?</i> - <i>yes, she is</i> - <i>understood?</i> - <i>is it clear?yes sir</i>	Noun, Verb

3 th		Appreciating Work	Reading	Writing Speaking	<p>-The student pay attention to the picture</p> <p>-The teacher shows the pattern of some compliments</p>	<p>- the students answer the question about how to give compliment individually</p>	<p>-the students pay attention to the example before doing the task</p> <p>-the students matching pictures with the sentences that have provided on the box.</p>	-	<p>-the students go around the class and approach three of their friends and give them compliment according to their performance, achievement etc.</p> <p>-give feedback to their friend's compliment.</p>	Ice breaking	Individual, Pair, Presenting	4	<p>-That's great</p> <p>-It's beautiful</p> <p>-Excellent!</p> <p>-Thank you</p>	-
4 th		Giving and Responding Opinion	Reading	Speaking, Writing	<p>-the students read the dialogue and fill the blank dialogue in some parts by matching it with the sentences provided on the boxes</p> <p>- Answer the question that related to the dialogue before</p>	<p>-the students in pair read the dialogue</p> <p>-the students highlight the asking opinion and giving opinion expression from the dialogue that they have read</p>	<p>-the students pay attention to the example before doing the task</p> <p>-the students take a look around the class even the outside of the class and talk about the things around with their couple</p>	<p>-the students match the sentences with some words that have provided in the box</p>	<p>-the students work in group of four then discuss about the criteria of an ideal student</p> <p>-tick the words that have provided in the table about the criteria of an ideal student</p> <p>-In front of the class one of the member of group tell their friend the criteria of an ideal student</p>	Warming up	Pair, Small group, Presenting	5	<p>-What do you think?</p> <p>-Rudi did it well, didn't he?</p> <p>-Is that how you say it?</p> <p>-Yes, I think so.</p> <p>-I don't think so.</p>	Noun, Verb

CHAPTER I

Look what we've got here! You see?

You Will Learn

- *How to give attention*
- *How to ask attention*
- *How to check understanding*
- *How to response indicating understanding*

MAKASSAR

Asking Attention

Meeting 1

READING



Observing

Activity 1: *Pay Attention at the Following Dialogue!*

	<p>Siti : Hi, Dar. I want to tell you something. Will you hear it?</p> <p>Badar : Oh, hi Siti. Yes, I will. What's that about?</p> <p>Siti : it's about our friend, Juminten. So here's the story.</p> <p>Badar: yup!</p> <p>Siti : Jum asked me to join her to Lombok next week.</p> <p>Badar: Ouh, that's cool. Then?</p> <p>Siti : The problem is I can't. How to say to her if I can't join?</p> <p>Badar: Just tell the trust.</p> <p>Siti : Will it work?</p> <p>Badar: Let's see.</p> <p>Siti : Okay, I will try.</p> <p>Badar: Hey, look at me!</p> <p>Siti : Why?</p> <p>Badar: What do you think about this book?</p> <p>Siti : Wow! That's a good book. Next time I will borrow it.</p> <p>Badar: Yes, sure.</p>	
--	---	--

Activity 2: Take a look with the example below!

Giving attention	Response
<ul style="list-style-type: none"> • Are you all right? You look pale • What's wrong with you? 	<ul style="list-style-type: none"> • I feel but dizzy • Nothing, I just need time to rest
<ul style="list-style-type: none"> • Your eyes are swollen? Did you cry? 	<ul style="list-style-type: none"> • Yes, I can't hold my tears on my uncle's passing
<ul style="list-style-type: none"> • You look gloomy? What happened? • Nice dress 	<ul style="list-style-type: none"> • I failed the Math test • Thanks

Signal Words of 'Showing Attention'

Asking for Attention	Response	Showing Attention
<ul style="list-style-type: none"> • Excuse me. • Attention please! • May I have your attention, please? • Look what I've got here! • Look! • Hey! 	<ul style="list-style-type: none"> • Yes, please. • Alright • Sure • What is it? 	<ul style="list-style-type: none"> • I see • Well • Really? • Have you? • What happen next?

Questioning



Activity 3: Fill the Bubbles with the Exressions Provided in the Box.

Example:

a. Attention please! I will start the new lesson



a. Attention please! I will start the new lesson

b. Look! This is a history book.

Now, Fill the Bubbles with the Expressions Provided in the Box.

Picture 1



Picture 2



Picture 3



Picture 4



Picture 5



- a. Excuse me, but please keep your voice down. This is the library.
- b. Attention, please! Please turn off your mobile phone during the seminar.
- c. Attention, customers! We have a young child who is looking for his mother in aisle B.
- d. Look! That's the building. Over there.



Exploring

Activity 4: Find the words or sentences that indicate 'asking attention' from the conversation below.

Example:

Adi : Hey! What are you doing here?
Afi : Just browsing some articles.
Adi : Look! Tania is coming too. That's her bicycle.
Afi : Really? Good. I want to discuss with her too.

Words or sentences that indicate "asking attention".

1. Hey!
2. Look!

Now, find the words or sentences that indicate 'asking attention' from the conversation below.

Bella : what are you doing here?

Ana : oh, I'm reading a book.

Bella : what book is it?

Ana : it's Biology book, about plants and animals.

Bella : really? Where did you buy it?

Ana : I bought it in Gramedia book store.

Bella : when did you buy it?

Ana : I bought it about a month ago. Do you have an interest in it?

Bella : oh, yes! I need that book for doing a task from my teacher.

Ana : what tas is it?

Bella : a summary from the plant's classification.

Ana : oh, I see.

Bella : so, can I borrow yours?

Ana : sure.

Worksheet



Activity 5: Complete the dialogue below with 'Attention' expressions, than develop it. You may look at the "signal words".

Example:

Fia : I find it on that table.
Ria : True. This is mine. Thank you Fia.

Fia : **Look!** This is your diary. I find it on that table.
Ria : True. This is mine. **Thank you** Fia.
Fia : You're welcome.
Ria : By the way, **you wear a nice dress today.** Where did you buy it?
Fia : **Thanks.** I buy it on Happy Market, near from my office.

Now, Complete the dialogue below with 'Attentions' expressions, than develop it. You may look at the "signal words" to help you develop the dialogue.

Ayu : How are you today?

Adi : I am very well., and you?

Ayu : I am fine, too.

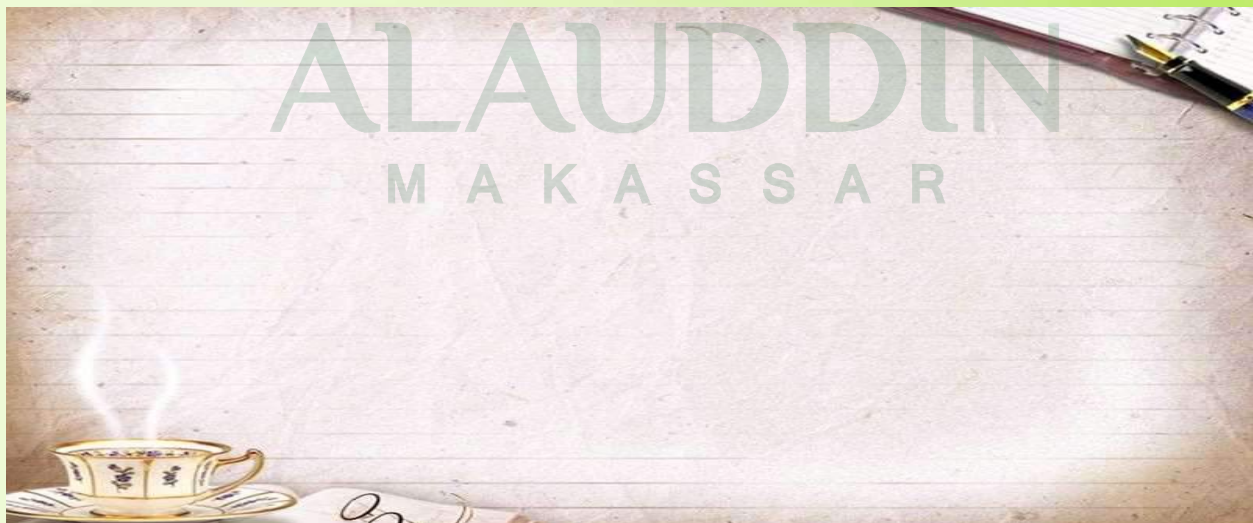
**Adi : I don't think so, I am just like usual.
But, thank you.**

Ayu : You are..... I like it. Where did you buy?

Worksheet

UNIVERSITAS ISLAM NEGERI

ALAUDDIN
M A K A S S A R



Communicating

- *Practice the dialogue in 'ACTIVITY 3' with your friends in front of the class!*
- *Without looking at the example, mention the expression that you can use to 'show attention'!*



“Don't let the fear of losing be greater than the excitement of winning”

UNIVERSITAS ISLAM NEGERI

~Robert Kiyosaki~

AL AUDDI
M A K A S S A R

Checking Understanding

Meeting 2

LISTENING



Observing

Activity 1: *Listen to the dialogue.*

Luna : Sorry to bother you.

Riri : yeah, it's okay. What's up?

Luna : can you tell me how to answer this question?

Riri : hmm, it's easy. Just read the passage carefully, than focus on the question. **Are you with me?**

Luna : owh, I see.

Riri : and to find the answer of the next question, you must understand the whole paragraph. **Are you with me so far?**

Luna : I'm not sure actually.

Riri : I mean that, you must understand the plot of the story before give a conclusion.

Luna : now, I think **I get the point from your explanation. Thank you.**

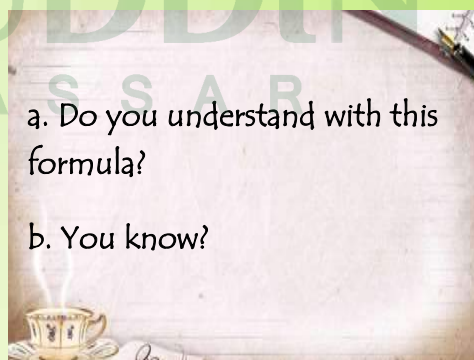

Signal Words

Checking for understanding	Responses indicating understanding	Responses indicating misunderstanding
<ul style="list-style-type: none"> • Do you understand what I'm saying? • Do you know what I mean? • Does that makes any sense? • Do you follow me? • Are you with me? • You see? • You know? • Right? 	<ul style="list-style-type: none"> • I see what you're saying • I see what you mean. • I know • I'm with you • I hear you • I understand what you're saying? • I hear what you're saying. 	<ul style="list-style-type: none"> • I don't get it • I don't follow you • I'm not sure I get your point • I'm not sure I know what you mean

Questioning

Activity 2: Provide example of the situation when people checking someone's understanding. Work in pair with your friend!

Example:




A



UNIVERSITAS ISLAM NEGERI
ALAUDDIN
MAKASSAR

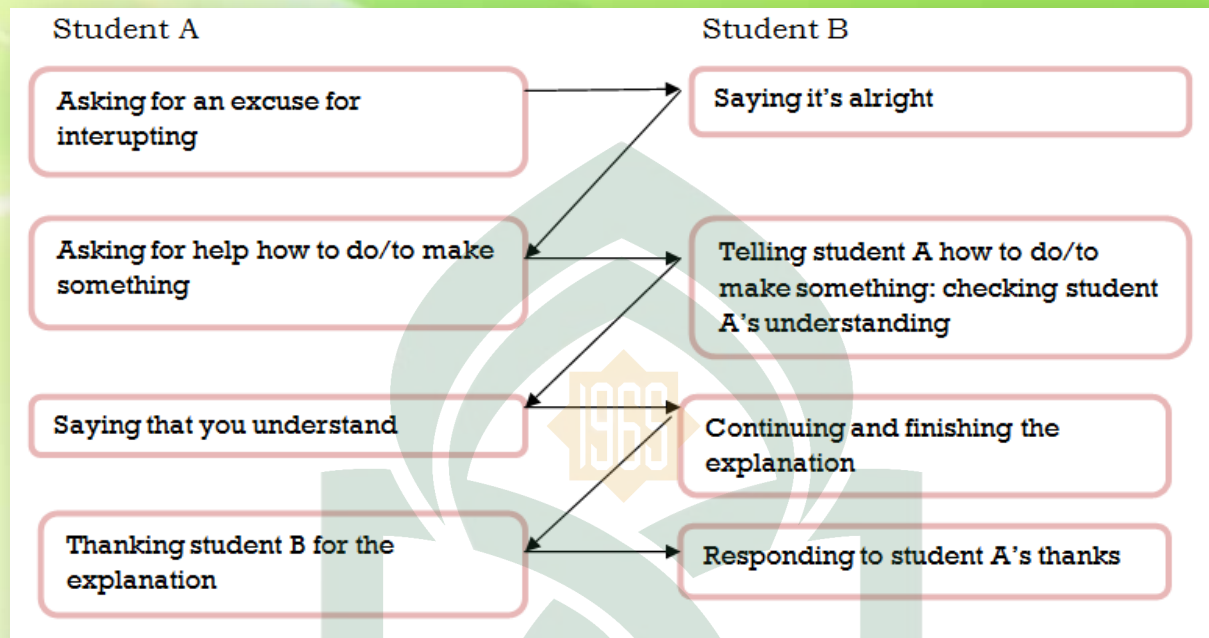
- Look here. Just press this button to heat. You see?
- Just move the desk to that corner. Do you follow me?
- Look! I think that's the house. Over there.



Exploring



Activity 3: *Work in group. Create then practice the dialogue based on the situations!*

**Example:**

A : I am sorry for bothering you.
 B : It's alright
 A : Could you please tell me how to make this cake?
 B : Yes of course.

Explanation:

'A' is asking an excuse for interrupting

'B' responds and an excuse

'A' is asking for help to do something

'B' responds to 'A's asking.

Now, Work in group. Create then practice the dialogue based on the situations. It is important to pay attention from the example above.



Associating



- Work in pair. Make a passage and write down why is it important to check listener's understanding?
- Without looking at the example, mention the expression that indicates check listener's understanding also the responses!

Worksheet



UNIVERSITAS ISLAM NEGERI
ALAUDDIN
M A K A S S A R

GLOSSARY

Plants	: tanaman
Interest	: menarik
Summary	: ringkasan
Borrow	: meminjam
Shirt	: kemeja
Passage	: bagian (pada buku)
Plot	: isi cerita, alur
Explanation	: penjelasan
Button	: tombol
Desk	: mejatulis
Attention	: perhatian
Understand	: mengerti
Swollen	: kembung, bengkak
Library	: perpustakaan
Buy	: membeli



“Once You Stop Learning, You Start Dying”

~Albert Einstein~



UNIVERSITAS ISLAM NEGERI
ALAUDDIN
M A K A S S A R



UNIVERSITAS ISLAM NEGERI
ALAUDDIN
M A K A S S A R



UNIVERSITAS ISLAM NEGERI
ALAUDDIN
M A K A S S A R



UNIVERSITAS ISLAM NEGERI
ALAUDDIN
M A K A S S A R



UNIVERSITAS ISLAM NEGERI
ALAUDDIN
M A K A S S A R

CHAPTER II

How beautiful! Do you think so?

You Will Learn

- *How to give compliment/appreciation*
- *How to ask opinion*
- *How to respond opinion*

MAKASSAR

APPRECIATING WORK

Meeting 3

READING



Observing

Activity 1: *Look at the picture below!*

The girl's name is Valentina. She has just received the award of the sing competition in the regional junior high school. Some people and friends congratulate her. Read and listen!

Congratulation on
your success, Valen!

Good job! You did
it well.

Well done!

Wow!! You are
the best.

You made it!
Congratulation!

After all your hard
work. You deserve




Signal Words

Here are more expression used as compliments or appreciating work.

- Excellent!
- Well done!
- Good job!
- Congratulations!
- What a beautiful dress!

- What a great mark!
- Nice work!
- Nice try!
- How beautiful!
- Fantastic!



Questioning



Activity 2: *Work individually and answer the following questions!*

Example:

1. What do you say when your friend win the sing competition?

Answer:

1. *Congratulations for your achieving!*
Good job!

Now, work individually and answer the following questions!

- How do you feel when you see someone else's success?
- What do you say to show your feeling about someone else's success?
- How do you feel when someone compliment or appreciate your work?
- What do you say to respond to the compliment or appreciation?

Worksheet



Exploring

Activity 3: Write Down the Correct Expression Under Each Picture!

Example:



a. What a beautiful flowers!

- What a beautiful flowers!
- What a great mark!
- Nice!

Now, write down the correct expression under each picture!



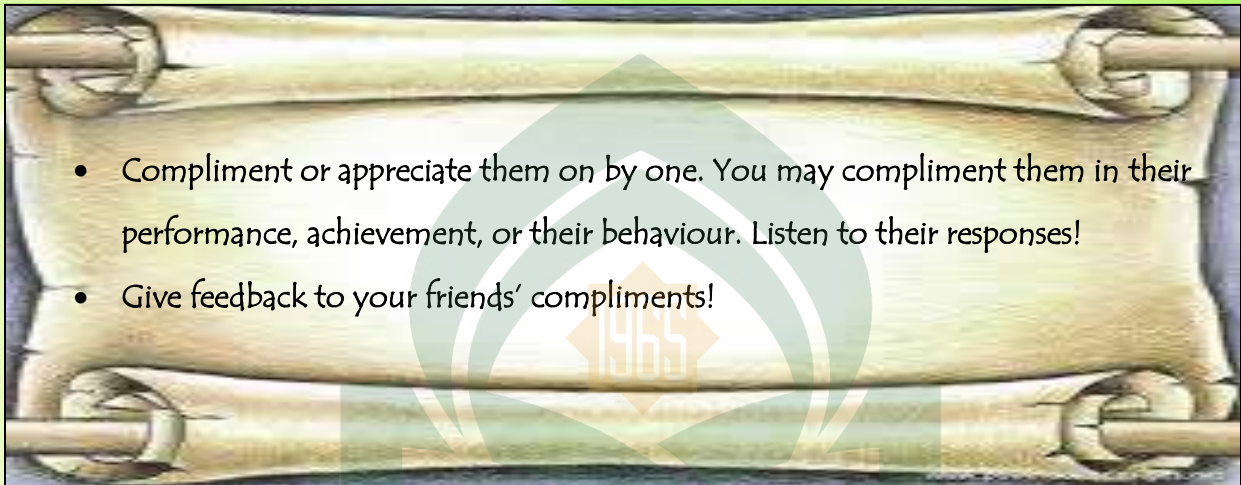
- a) What an interesting shoes!
- b) What a brave man!
- c) How kind!
- d) What a good grade!
- e) Congratulations!





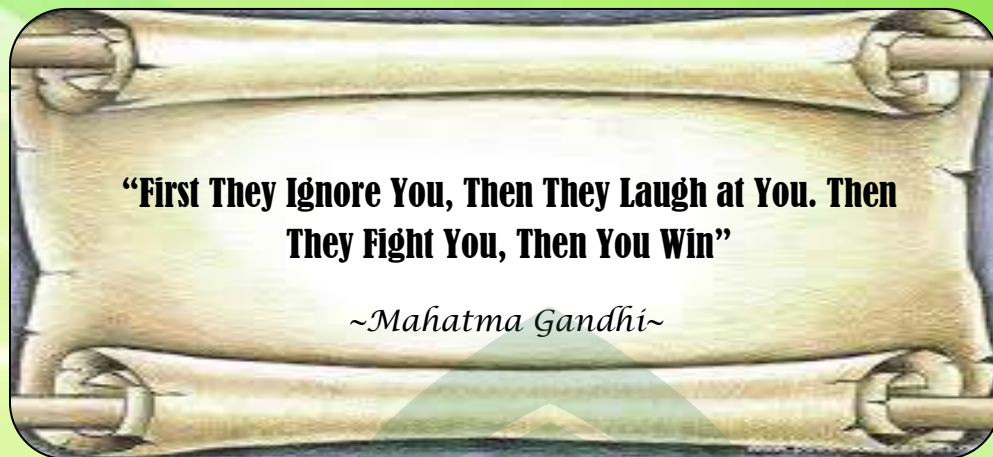
Communicating

Activity 4: *Go around the class. Approach three of your friends. Then do the following instruction!*




Worksheet





**“First They Ignore You, Then They Laugh at You. Then
They Fight You, Then You Win”**

~Mahatma Gandhi~



UNIVERSITAS ISLAM NEGERI
ALAUDDIN
M A K A S S A R



UNIVERSITAS ISLAM NEGERI
ALAUDDIN
M A K A S S A R



UNIVERSITAS ISLAM NEGERI
ALAUDDIN
M A K A S S A R



UNIVERSITAS ISLAM NEGERI
ALAUDDIN
M A K A S S A R



UNIVERSITAS ISLAM NEGERI
ALAUDDIN
M A K A S S A R



UNIVERSITAS ISLAM NEGERI
ALAUDDIN
M A K A S S A R



UNIVERSITAS ISLAM NEGERI
ALAUDDIN
M A K A S S A R

Giving and Responding Opinion

Meeting 4

READING



Observing

Activity 1: *Read and Complete the Dialogue with the sentences provided on the boxes.*

Leli and Donna are Currently at the Flower Exhibition in Celebes Mall.

Donna : 1)

Leli : 2)

Donna : I want to buy one of them.
.....3)

Leli : well, it looks a bit pile.
.....4)

Donna : 5)
it really does look better.

Leli : it will match the colour of your
house too.

Donna : that's true. Okay, I'm going to get
the red one.

Do you think the purple one is beautiful?

The orchids are beautiful, aren't they?

Yes, they really are.

Oh, you're right.

I think the red one is better

Signal Words

When you want to ask someone's opinion, you can say:	You can give your opinion or respond to someone's opinion:
<ul style="list-style-type: none"> ➤ What do you think....? ➤ Do you think....? ➤ What about....? ➤ Why don't you...? ➤, isn't it/he/she? ➤, aren't I/we/they? 	<ul style="list-style-type: none"> ➤ The song is beautiful. - Is it!/really?!/do you think so? ➤ The dog is very cute. - You are right. - I don't think so. ➤ I think.../ in my opinion

Questioning



Activity 2: *Work in pairs. Practice the following dialogue!*

Rega : are you new?
Farhan : yes, I am.
Rega : oh. Are you from class 2 C?
Farhan : yeah. and you?
Rega : I am from class 2.D. My name is Rega.
Farhan : hi Rega, I'm Farhan.
Rega : by the way, do you like your new class?
Farhan : yes. It's nice enough. I think.
Rega : do you think so?
Farhan : yes. Only the room is too hot sometimes.
Rega : mine, too.
Farhan : and it's noisy.
Rega : yes, especially during the breaks.
Farhan : and sometimes it's very dirty.
Rega : my classroom is different. It's neat and clean. How about your classmates? What do you think of them?
Farhan : they are quite friendly, I think.

Read the dialogue above carefully. Highlight the expression of:

- Giving opinion
- Asking for opinion

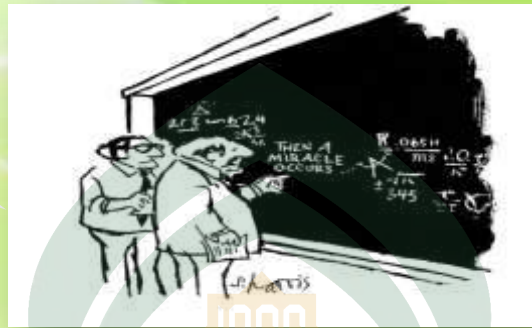


Exploring

Activity 3: *Work in pairs. Take a look around your class even on the outside of the class. Talk about the things around with your friend !*

Example:

What do you think of the physics class?



Not bad. I think it was not very hard.


What do you think of our classroom?



It's neat and clean, isn't it?

Now, work in pairs. Take a look around your class even on the outside of the class. Talk about the things around with your friend !

Worksheet





Associating

Activity 4: Work in pairs. Fill in the blanks with the words in the box!

giving responding Someone else's

Asking for an opinion

1. 'what should I do?' is an expression used for.....
2. 'I think so' is an expression of.....to an opinion.
3. 'I think...', is an expression of.....an opinion.
4. 'according to my father...' is an expression of telling.....opinion.
5. 'In my opinion....' is an expression of.....an opinion.

Worksheet



Communicating



Activity 5: Work in group of four than discuss about the criteria of an ideal student. Tick the bubble on the left side to mark your ideal criteria.

CRITERIA OF AN IDEAL STUDENT	
<input type="checkbox"/>	Friendly and kind
<input type="checkbox"/>	Smart
<input type="checkbox"/>	Obeys the rules in school
<input type="checkbox"/>	Active in class
<input type="checkbox"/>	Have many friends
<input type="checkbox"/>	Active in extracurricular
<input type="checkbox"/>	Go to school earlier
<input type="checkbox"/>	Have a good attitude
<input type="checkbox"/>	Do homework
<input type="checkbox"/>	Be the class leader
<input checked="" type="checkbox"/>	add more criteria that you like
<input type="checkbox"/>
<input type="checkbox"/>

M A K A S S A R

Now, tell your friend in front of the class by using this sentence
“in our opinion, an ideal student.....”

GLOSSARY

Deserve	: pantas, berhak
Fantastic	: luar biasa
Match	: cocok, mencocokkan
Classmate	: teman kelas
Noisy	: ribut
Great	: hebat, memuaskan
Success	: sukses
Dress	: gaun, pakaian
Compliment	: pujian
Interesting	: menarik
Brave	: berani
Feedback	: pengaruh arus balik
Currently	: saat sekarang
Exhibition	: pameran, pertunjukan
Orchid	: anggrek



UNIVERSITAS ISLAM NEGERI

**“All Our Dreams Can Come True, If We Have The Courage
to Pursue Them”**

~Walter Elias Disney ~

CURRICULUM VITAE



Asyrah, the writer, was born on May 07th, 1995 in Bonne-Bonne, Polewali Mandar, West Sulawesi. She has three brothers. She is the first child of Abdul Rahim and Asmawati Arifin, S. Pd.

In 1999, she started her education in TK H.S Muchdar and graduated in 2001. She continued her study in SDN. 051 INP Lampa, graduated in 2007. She continued her study in MTs. DHI Guppi Mapilli and graduated in 2010. In the same year, she continued her study in MAN 1 Polewali Mandar and graduated in 2013.

In following years, she continued her study at State Islamic University (UIN) Alauddin Makassar 2013-2017. As a student at the University she also actives in extra organization such as; UEF (United English Forum) until semester 3; IKA MAN POLMAN Wil. Makassar until now; Mandar Pitu Sulawesi Barat until 2016; Sanggar Seni Tarring Sandeq Polewali Mandar, until now.

UNIVERSITAS ISLAM NEGERI
ALAUDDIN
M A K A S S A R