

**DEVELOPING ENGLISH MATERIALS FOR STUDENTS OF MANAGEMENT
DEPARTMENT:OFFICIAL TRAVEL & BUSINESS LETTER AT STIE YPUP**



A Thesis

**Submitted in Partial Fulfillment of the Requirements for the Degree of Sarjana
Pendidikan (S.Pd) of English Education Department
Tarbiyah and Teaching Science Faculty
Alauddin State Islamic University
of Makassar**

By:

**NURFIKRIYAH IRHASHIH I
Reg. Number: 20400113088**

**ENGLISH EDUCATION DEPARTMENT
TARBIYAH AND TEACHING SCIENCE FACULTY
ALAUDDIN STATE ISLAMIC UNIVERSITY OF MAKASSAR
2017**

PERNYATAAN KEASLIAN SKRIPSI

Mahasiswa yang bertanda tangan di bawah ini:

Nama : NurFikriyah Irhashih Ilyas
NIM : 20400113088
Tempat/Tgl. Lahir : Ujung Pandang, 14 januari 1996
Jurusan : Pendidikan Bahasa Inggris
Fakultas : Tarbiyah dan Keguruan
Alamat : BTN. Minasa upa blok M17/8
Judul : *“Developing English Materials for Students of Management Department: Official Travel & Business Letter at STIE YPUP”*

Menyatakan dengan sesungguhnya dan penuh kesadaran bahwa skripsi ini benar adalah hasil karya sendiri. Jika kemudian hari terbukti bahwa ia merupakan duplikat, tiruan, plagiat, atau dibuat oleh orang lain, sebagian atau seluruhnya, maka skripsi dan gelar yang diperoleh karenanya batal demi hukum.

Makassar, 27 November 2017

Penyusun,



NURFIKRIYAH IRHASHIH I

NIM: 20400113088

PERSETUJUAN PEMBIMBING

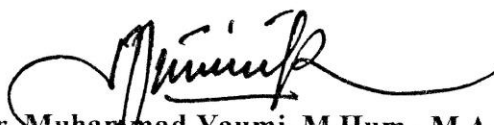
Pembimbing penulisan skripsi saudara, **NURFIKRIYAH IRHASHIH ILYAS, NIM:20400113088**, Mahasiswa Jurusan Pendidikan Bahasa Inggris pada Fakultas Tarbiyah dan Keguruan UIN Alauddin Makassar, setelah dengan seksama meneliti dan mengoreksi skripsi yang bersangkutan dengan judul **“Developing English Materials for Students of Management Department: Official Travel & Business Letter at STIE YPUP”** memandang bahwa skripsi tersebut telah memenuhi syarat-syarat ilmiah dan dapat disetujui untuk diajukan ke sidang munaqasyah.

Demikian persetujuan ini diberikan untuk proses selanjutnya.

Makassar, November 2017


Pembimbing I

Pembimbing II



Dr. Muhammad Yaumi, M.Hum., M.A.

NIP: 19661231 20003 1 023



Sitti Nurpahmi, S.Pd., M.Pd.

NIP: 19740308 200902 2 003

PENGESAHAN SKRIPSI

Skripsi yang berjudul *“Developing English Materials for Students of Management Department: Official Travel & Business Travel at STIE YPUP”* yang disusun oleh saudari NurFikriyah Irhashih Ilyas, NIM: 20400113088, Mahasiswa Jurusan Pendidikan Bahasa Inggris pada Fakultas Tarbiyah dan Keguruan UIN Alauddin Makassar, telah diuji dan dipertahankan dalam sidang munaqasyah yang diselenggarakan pada hari Selasa, tanggal 28 Nopember 2017 M Bertepatan dengan tanggal 09 Rabiul Awal 1439 H dan dinyatakan dapat diterima sebagai salah satu syarat untuk mendapatkan gelar Sarjana Pendidikan (S.Pd.) pada Fakultas Tarbiyah dan Keguruan Program Studi Pendidikan Bahasa Inggris dengan beberapa perbaikan.

Samata-Gowa, 28 Nopember 2017 M
09 Rabiul Awal 1439 H

DEWAN PENGUJI

(SK Dekan No. 3080 Tertanggal 24 Nopember 2017)

Ketua : Dr. Hamka Ilyas, M.Th.I
Sekretaris : Dr. St. Aisyah Chalik, M.Pd.
Munaqisy I : Dr. Kamsinah, M.Pd.I.
Munaqisy II : Dra. St. Nurjannah Yunus Tekeng, M.Ed., M.A.
Pembimbing I : Dr. Muhammad Yaumi, M.Hum., M.A.
Pembimbing II: Sitti Nurpahmi, S.Pd., M.Pd.



Handwritten signatures of the examiners, including the Dean and the members of the exam board, with dotted lines indicating the names of the signatories.

Disahkan Oleh:

Dekan Fakultas Tarbiyah dan Keguruan

UIN Alauddin Makassar



Handwritten signature of Dr. H. Muhammad Amri.

Dr. H. Muhammad Amri, Lc., M.Ag.
NIP. 197301202003121001

ACKNOWLEDGEMENT

بِسْمِ اللَّهِ الرَّحْمَنِ الرَّحِيمِ

Alhamdulillah RabbilAlamin, the researcher would like to praise and express her deepest gratitude to Allah SWT. The most merciful who gives His guidance, inspiration and good healthy for all time to conduct the writing of this thesis. Also shalawat and salaam are always delivered to our great Prophet Muhammad SAW., who has brought us from the darkness to the lightness.

During the writing of the thesis, the researcher received much assistance from a number of people, for their valuable guidance, correction, suggestion, advice and golden support. Without them, the writing of this thesis would never been possibly completed. Therefore, the researcher would like to express the greatest thanks and appreciation for those people, especially to:

1. The researcher's father, **Muh. Ilyas Ismail**, and her lovely mother **Asriani** who always pray, encourage, educate, and provide countless material supports, so that, he could finish this thesis writing and his study in UIN Alauddin Makassar.
2. **Prof. Dr. Musafir Pababbari, M.Si.** The Rector of State Islamic University Alauddin Makassar.
3. **Dr. H. Muhammad Amri, Lc., M.Ag.** The Dean and all of the staffs of Tarbiyah and Teaching Science Faculty of Alauddin State Islamic University of Makassar.
4. **Dr. Kamsinah, M.Pd.I.** The Head of English Education Department, Tarbiyah and Teaching Science Faculty of Alauddin State Islamic University of Makassar and all of the staffs of her.
5. The researcher's consultants, **Dr. Muhammad Yaumi, M.Hum., M.A.** and **Sitti Nurpahmi, S.Pd., M.Pd.**, who have helped, guide, and supported the researcher during the writing of her thesis.

6. **Dr. Andi Kaharuddin Bahar, S.IP., M.Hum.** as the expert Judgment who have guided the researcher during the writing of her thesis.
7. The researcher sincere thanks go to the **all lecturers** of English Education Department and **all staffs** of Tarbiyah and Teaching Faculty, UIN Alauddin Makassar for their help, support, and guidance during study at UIN Alauddin.
8. The researcher brother **Muhammad Fadhil Fahmi ilyas**, sister **NurFirdayanti Wahyuni ilyas** and her Big family for the supports and pray.
9. The researcher close friends, **Sarah Sabdarifah, Ulfa Syahrani, Herty Hidha Astria, Tria Nur Rahmah, Ratu Nur Faradhibah, Emma Rahmawaty, The Lannax, Penumpang JIP** thanks for all the things that they gives to her, for the support, all smiles and tears that strengthen the researcher and for the togetherness until today and forever.
10. The RnD group, project team in this research; **Riska, Ichsan Ananta Wikrama, Moh. Zukri Prasetyo, Nurwahida, Nurul Fatih Nasir** and **Moh. Qurays** for their patience, the up's and down, sincere friendship and assistance during the writing.
11. My childhood best friends, **Nurhidayah Ramdhani, Tri Suciati Kherunnisa, Fariza Aryanti.**
12. The researcher's classmates in English Education Department, PBI 5 and 6 in Academic Year 2013 that thought me about togetherness and solidarity. The researcher realizes that the writing of writing is far from perfect. Remaining errors are the writer's own; therefore, constructive criticisms and suggestions will be highly appreciated. May all our/the efforts are blessed by Allah SWT. Amiin.

The researcher,

NurFikriyah Irhashih Ilyas

TABLE OF CONTENTS

| | Page |
|---|-------------|
| COVER PAGE..... | i |
| PERNYATAAN KEASLIAN SKRIPSI..... | ii |
| PERSETUJUAN PEMBIMBING..... | iii |
| PENGESAHAN SKRIPSI..... | iv |
| ACKNOWLEDGEMENT..... | v |
| TABLE OF CONTENTS..... | viii |
| LIST OF FIGURES AND TABLES..... | x |
| LIST OF APPENDICES..... | xii |
| ABSTRACT..... | xiii |
| CHAPTER I INTRODUCTION..... | 1 |
| A. Background..... | 1 |
| B. Research Problems..... | 5 |
| C. Research Objectives..... | 5 |
| D. Research Significance..... | 6 |
| E. Research Scope..... | 7 |
| F. Operational Definition of Term..... | 8 |
| CHAPTER II REVIEW OF RELATED LITERATURES..... | 10 |
| A. Review of Related Research Findings..... | 10 |
| B. Theoretical Foundation..... | 13 |
| C. Theoretical Framework..... | 16 |
| CHAPTER III RESEARCH METHOD..... | 18 |
| A. Research and Development Model..... | 18 |
| B. Research and Development Procedure..... | 19 |
| C. Research Subject..... | 20 |
| D. Types of Data..... | 20 |
| E. Research Instruments..... | 21 |
| F. Data Collecting Procedures..... | 21 |
| G. Try Out..... | 22 |
| H. Data Analyzing Technique..... | 23 |
| CHAPTER IV FINDINGS AND DISCUSSION..... | 27 |

| | |
|--|------------|
| Findings and Discussions | 27 |
| CHAPTER V CONCLUSIONS AND SUGGESTIONS | 83 |
| A. Conclusions | 83 |
| B. Suggestions | 83 |
| BIBLIOGRAPHY | 85 |
| APPENDICES | 87 |
| CURRICULUM VITAE | 276 |

LIST OF FIGURES, TABLES AND CHARTS

| | Page |
|--|-------------|
| FIGURE 1.Theoretical Framework..... | 16 |
| FIGURE2.TheSeels and Glasgow ISD Model 2..... | 18 |
| FIGURE 3.Procedures of Data Analysis Technique in Qualitative Miles and Huberman..... | 24 |
| FIGURE 4.Framework for English Language Competence Based Syllabus..... | 58 |
| TABLE 1.Categories Scores..... | 25 |
| TABLE 2.The Result of the First Question..... | 28 |
| TABLE 3.The Result of the Second Question..... | 28 |
| TABLE 4.The Result of the Third Question..... | 29 |
| TABLE5.The Result of the Fourth Question..... | 31 |
| TABLE 6.The Result of the Fifth Question..... | 32 |
| TABLE 7.The Result of the Sixth Question..... | 33 |
| TABLE 8.1.The Result of the Seventh Question for speaking skill..... | 35 |
| TABLE 8.2.The Result of the Seventh Question for Listening skill..... | 36 |
| TABLE 8.3.The Result of the Seventh Question for Reading skill..... | 37 |
| TABLE 8.4.The Result of the Seventh Question for writing skill..... | 38 |
| TABLE 9.The Result of the Eighth Question for Reading skill..... | 39 |
| TABLE 10.The Result of the Ninth Question for speaking skill..... | 40 |
| TABLE 11.The Result of the Tenth Question for listening skill..... | 41 |
| TABLE12.The Result of the Eighth Question for writing skill..... | 41 |
| TABLE13.The Result of the students learning style need..... | 42 |
| TABLE14.The Result of the students learning style ability..... | 45 |

| | |
|--|----|
| TABLE15. The Result of the students learning priorities | 46 |
| TABLE16. The Result of the level of importance of the English..... | 46 |
| TABLE17. The overall needs inventory from linguistic needs..... | 48 |
| TABLE18. The overall needs inventory from learning needs | 51 |
| TABLE19. The result of the English materials and worksheets review..... | 74 |
| TABLE20. The result of the English materials and worksheets review..... | 77 |
| TABLE21. The result of the English materials and worksheets review..... | 80 |
| | |
| CHART1. The Most Preferred Way of Learning English..... | 34 |
| CHART2. The Most Preferred Way of Learning English..... | 43 |

LIST OF APPENDICES

| | Page |
|---|-------------|
| APPENDIX 1. Questionnaire..... | 87 |
| APPENDIX 2. Interview Guide for Students..... | 115 |
| APPENDIX 3. The Students Interview Transcript..... | 116 |
| APPENDIX 4. Rubric for Expert and Teacher Judgment..... | 119 |
| APPENDIX 5. The Learners' Acceptability towards the Teaching Materials' Contents | 121 |
| APPENDIX 6. The Result of Teaching Materials Review of Experts..... | 123 |
| APPENDIX 7. Teaching Material Design (Blue Print)..... | 126 |
| APPENDIX 8. Lesson Plan..... | 144 |
| APPENDIX 9. Teaching Material (Product)..... | 174 |
| APPENDIX 10. Documentation..... | 272 |

ABSTRACT

Thesis Title : Developing English Materials for Students of Management
Department: Official Travel & Business Letter at STIE YPUP
Year : 2017
Researcher : NurFikriyah Irhashih I
Consultant I : Dr. Muh. Yaumi M.Hum., M.A.
Consultant II : Sitti Nurpahmi S.Pd., M.Pd.

This research aimed at developing English materials for students of Management Department especially in topics Official Travel and Business Letter at STIE YPUP, Makassar. Based on the preliminary study on May 2016 by analyzing the module which used, the researcher found several problems from the module such as the module use general English not specific English, the students of management department did not interest to study English and the module use the difficulty vocabulary in each topic. The research design used in this study was Research and Development (R&D). The development model used was ISD model. It consisted of three phases: needs analysis, instructional design, implementation and evaluation. The procedures included analyzing materials needed by the students of management department, design the English materials, developing the English materials through ISD model. The development of English materials for students of management department at STIE YPUP includes conceptual map, goals, materials sequence, English material and worksheet, and additional task. The product was tried out to the first semester of students of management department at STIE YPUP. Types of data obtained in this study were quantitative and qualitative data. The instruments used in this research were questionnaire and observation sheet for two experts. In this research, two experts were involved in order to validate the product. There were three systematic aspects that they validated of the product: Materials Systematic Organization, Systematic English Teaching and Systematic Content of English. Therefore, the result indicated that based on the experts judgment as well as try-out design result, the developed Official Travel and Business Letter materials were applicable to be taught at the first semester of students of management department as topics in English for them.

CHAPTER I

INTRODUCTION

A. Background

Materials take an important part in teaching and learning process. Good and appropriate materials will give positive influence to the students' learning process. Many researchers offer developed English Materials for teaching. The materials include printed material, audio, visual, multimedia, internet, etc. those activities will give an impact to their and our futures as Allah SWT says in QS. Al-mujadilah verse 11:

يَرْفَعُ اللَّهُ الَّذِينَ آمَنُوا مِنْكُمْ وَالَّذِينَ أُوتُوا الْعِلْمَ دَرَجَاتٍ ۗ

“... Allah will raise those who have believed among you and those who were given knowledge, by degrees...”

To conduct English learning material means aimed at support the students' competence in English study program, so it should be based on the learners' needs, and they should represent the material in a good way. Unfortunately, most of the lecturers in the university in Indonesia still have a problem related to the availability of conducting English learning materials which are appropriate for the students with vocational major. Materials which are provided by the government and launched by some developers are still using general English. The materials are not using specific English vocabulary, whereas English vocabulary and the materials in every unit which is needed by the students in their future occupation will be different.

The use of inappropriate materials might prevent the students to develop their skills to communicate using English in the target situation of their field of works. If such condition happens, the purposes of the English teaching will not be achieved. Therefore, developing appropriate English learning materials for students of management department is necessary.

Appropriate materials can help the students to learn English more easily. It is because they are learning useful materials that are related to their future job; materials that are suitable with their needs.

Based on the reasons above, the researcher decides to overcome those problems and develop the materials and exercises for the next module by using English for Specific Purposes (ESP) and also using Instructional System Design (ISD) Model.

First is ESP. Hutchinson and Water stated that ESP as an approach rather than a product. It means that ESP does not involve a particular kind of language, teaching materials or methodology.¹ In other words, ESP is an approach to language teaching which aimed to meet the needs of particular learners. In contrast, Dudley-Evans and St John give their modification based on their-self-understanding of ESP definition. They make a distinction between absolute characteristic and variable characteristic in ESP.²

Based on the English for Specific Purposes (ESP) tree of language teaching by Hutchinson and water's, ESP has three kinds; English for Science and Technology (EST), English for Business and Economics (EBE) and English for Social Sciences (ESS). In each kind, there are divided into two kinds; English for Academic Purposes (EAP) and English for Occupational Purposes (EOP). In English for Science and Technology, it consists of English for Medical Studies and English for Technicians. In English for Business and Economics, it consists of English for Economics and English for Secretaries. Meanwhile, in English for Social Sciences, it consists of English for Psychology and English for Teaching.

In addition, English lesson for the students of management in this research named English for Accounting was included in English for Business and Economics. Moreover, with ESP, the goal of the lesson can be clearly for the students without involving a

¹ Tom Hutchinson and Alan Waters, *English for Specific Purposes: a Learning-Centered Approach* (Cambridge: Cambridge University Press, 1987), pp.19.

² Tony Dudley-Evans and Maggie Jo ST John, *Development in English for Specific Purposes* (Cambridge: Cambridge University Press, 1998), pp.4-5.

particular kind of language, teaching materials or methodology. This approach is called as an easy-going approach for teaching English especially for the first semester of management student because with this approach, the students' mind did not have to think greatly hard and the lesson will be more specific.

The other way to solve the problem in this research the researcher is using ISD (Instructional System Design) model from Seels and Glasgow (1998) conclude that their model is quite similar to many others, it is based on the assumption that design and development take place in the context of project management.³

In this model, there are organized into three management phases: needs analysis management, instructional design management, and implementation and evaluation management. As a conclusion, this model is used to develop the English materials especially in developing module because with utilizing all three phases in this model and focus to develop the materials lesson such as module whose created and adopted by clients and users.

In this research, the researcher developed English materials and worksheet for management students. The researcher focuses in topics Official Travel and Business Letter. Through this research, the researcher developed new printed materials which make the management students interest to study English. These topics will consist of a literature and a task.

To be much detail, in each topic consisted of vocabulary that relevant with the topics. The important thing that in this English material and worksheet was integrated four English skills into each topic.

Refers from the explanation and being aware of the fact above, the researcher would like to take a research about the development of English materials for the first semester students of management at STIE YPUP.

³. Seels B and Glasgow Z, *Making Instructional Design Decisions (2nd ed.)* (Upper Saddle River, NJ: Merrill, Prentice-Hall, 1998), pp.177-178.

B. Research Problems

Based on the background, the main problems are the development appropriate and good for Official Travel and Business Letter materials and exercises that meet the students' need and students' context. In order to enable the researcher should elaborate the main problem.

There are three research problems should be formulated as follows:

1. What English materials do the students need in management department at STIE YPUP?
2. How is the development of English materials for students of management department in STIE YPUP?
3. How are the experts' validation and students' acceptability for the English language materials in management department at STIE YPUP?

C. Research Objectives

This study aims at developing English materials and also exercises for the topics Official Travel and Business Letter for students of management. The specific objectives of this research are:

1. To analyze the students need of English materials in management department at STIE YPUP.
2. To produce the English materials based on ESP (English for Specific Purposes) approach and ISD (Instructional System Design) model in management department at STIE YPUP.
3. To know the experts' validation and students' acceptability for the English language materials in management department at STIE YPUP.

D. Research Significance

1. Theoretical Significance

The theoretical significance from this research is expected to give more knowledge about English for students' of management through easily way for the students of management especially for Official Travel and Business Letter topics.

2. Practical Significance

This research would be beneficial for the students of management, English lecturer and management department of STIE YPUP. First, for the students of management department; in the future, the result from this research can help the students of management more easily to understand about the materials especially for each topic in the module and implemented into their work, studies, and future. In the future the researcher hopes that the result from the module students can use it as a guidebook or students can have skills.

Second, for the lecturer; the product that designed in this research can facilitate the lecturer to more easily teach English for the students of management based on the students' needs. Third, for Management Department of STIE YPUP; hope this product can be used as a worksheet for students' of management department in learning and teaching process especially for the first semester students.

E. Research Scope

This research is focused on developing English materials which oriented in printed materials. In developing product, there are five models focused on product oriented. The five models reviewed are: the Bergman and Moore model (ID models), the de Hoog de Jong and

de Vries model (product-driven), the Bates model, the Nieveen model, and the Seels and Glasgow model (ISD models).⁴

In this research, the researcher developed a unit for Official Travel and Business Letter with integrated English skill used ESP and also use ISD (Instructional System Design) model to develop the English materials for the printed materials in this research.

In addition, due to the limitation of time and budgeting in finishing this research, the researcher will conduct this research only into two phases. They are need analysis, instructional design materials and formative evaluation.

F. Operational Definition of Term

1. Development

Development is a process to make something new or change something that was existed. In this research, development means that make a change in the materials lesson such as printed materials. In addition, if in previous printed materials have problems, through this development, the problems can be solved.

2. English Material

English material consists of two words. First is English and second is material. English is an important language in this world. As we know, English is an international language which is used by people in this world for communication with the other people from the other countries. Not only for communication but also, English is used in educational world such as in textbook for students. While material mean anything, which is used to help to teach language learner.

⁴ Gall, M. D., Gall, J. P., & Borg, W. R. *Educational Research an Introduction; Third Edition*. (USA: Pearson Education, 1983), p.772.

As a conclusion, English material is information or ideas for use in creating a book or anything which is used to help to teach language learner which consist of used English as a language in the book.

3. Business Letter

Business letter is a letter written in formal language, usually used when writing from one business organization to another, or for correspondence between such organizations and their customers, and clients. The overall style of letter will depend on the relationship between the businessmen.

There are many reasons to write a business letter. It could be to request direct information or action from another party, to order supplies from a supplier, to identify a mistake that was committed, to reply directly to a request, to apologize for a wrong or simply to convey goodwill. Even today, the business letter is still very useful because it produces a permanent record, is confidential, formal and delivers persuasive, well-considered messages.

4. Official Travel

To improve the relation between companies by developing productivity a leader often do the trip out of town or overseas to do business travel or what we called it official travel. In this case, the leader have to manage everything that related with the trip such as make the travel report after do the business travel and in any case if they have to use the formal English language for any meeting or conference with the client. The good Preparation is needed to develop the relation between companies. The aims and purposes from the trip must be clear so the leader can take some good plans in order to achieve the trip goal.

CHAPTER II

REVIEW OF RELATED LITERATURE

A. *Review of Related Research Findings*

Various researchers had conducted a research related to English materials about developing materials, exercises and about ESP (English for Specific Purposes). As a references from the previous research, the researcher present in this section. First is Ghozali. Ghozali conducted R&D to create English textbook for vocational high school. The conclusion from his research are designed textbook with using R&D is more effective to increase the students' achievement in learning English and can increasing the quality of teaching English through improving the quality of the textbook.⁵

The second is Suyadi. Suyadi had conducted his research at a state university in Jambi Province. The aimed at his research is improving teaching English materials for accounting program which is needed for the student of accounting at university level. He found that the students of accounting program needs a specific material in learning English which has tight relationship with their study program. While English skills are need to be combined with the knowledge target for accounting. Based on his finding Suyadi used ESP (English for Specific Purposes) to solve his problem in his research.⁶

In addition, the materials should follow the students' current level of skills to avoid difficulties in adopting and transferring the ideas from the lesson materials from one language to another. The materials which the researcher will develop must match with the students needs. Because of that, the students can be more easily to understand the materials and the students will appreciate their time and they will effort to learn their materials.

⁵. Imam Ghozali. 'Pengembangan buku Teks bahasa Inggris Integratif untuk Sekolah Menengah Kejuruan: Penelitian Pengembangan Pendidikan di Sekolah Menengah Kejuruan Usaha Jasa Pariwisata di Yogyakarta'. *Thesis*. Universitas Sebelas Maret, 2011. pp. 270.

⁶. Suyadi. '*English for Specific Purposes for Accounting Students*'. *IJIREs*. 2016. Vol.3, no. 1, pp.144.

The third is Safrizal. From his research, the conclusion is in several universities especially in Accounting Department, English subject in that university is taught as English General Purposes not English Specific Purposes. In addition, he found that teaching materials is designed by some criteria and also based on the students needs and supported by theories in ESP.⁷

The fourth is Ruth Hillis. In his research, he found that to developing instructional materials, should determine the procedures which will used in our development. The procedures are selecting the theme, setting up criteria to serve as a guide in preparation of new instructional materials and as abasis for evaluation, preparing first drafts of the materials, trying out the materials, and revising the materials for general use.⁸

The fifth is Harsono. The conclusion from his research is developing teaching/learning materials for ESP is more demanded than that for general English because the availability of the ESP learning materials in public is very rare. In developing the ESP learning materials, the researcher can develop the teaching materials by applying the principles and procedures of language teaching materials including formulating the teaching objectives, adapting and or supplementing the existing materials, and or creating our own materials.⁹

Based on some previous finding research, the researcher concludes that to develop the materials and exercises, it must be based on learners needs. Developing printed materials especially through R&D can increase the students' achievements and the qualities in the learning English particularly for printed materials which will use in the school or university.

^{7.} Safrizal. 'Designing ESP Teaching Materials for Students of Accounting Department of Al-Azhar University Medan'. Al-Azhar University Medan. 2013. pp. 97.

^{8.} Ruth Hillis Seay, *Developing Instructional Materials in the Sloan Experiment, University of Kentucky* (Washington: University of Kentucky, 2000), pp.418.

^{9.} Y.M.Harsono. 'Developing Learning Materials for Specific Purposes'. Thesis. Universitas Katolik Atma Jaya. 2007. pp. 178.

In other side, developing printed materials with ESP (English for Specific Purposes) and ISD (Instructional System Design) can make the students more prepared to confront the real world occupation. The researcher developed new printed English materials to help the students to increasing their motivation to learn this material. So that, the target of SAP can achieve well.

B. Theoretical Foundation

Theoretical foundation is some theories which supporting this and relevant with our research. There are several theoretical foundations in this research about developing materials, business organization, taxes, ESP (English for Specific Purposes) and ISD Model.

- a. Developing materials. According to Tomlinson as cited in his second edition book, materials development is both a field of study and a practical undertaking. As a field it studies the principles and procedures of the design, implementation and evaluation of language teaching materials.¹⁰

In other word, materials development refers to anything which is done by writers, teacher or learners to provide sources of language input and to exploit those sources in ways which maximize the likelihood of intake and to stimulate purposeful output.¹¹ Materials developers might write textbooks, tell stories, bring advertisements into the classroom, express an opinion, provide samples of language use or read a poem aloud.

- b. English material is information or ideas for use in creating a book or anything which is used to help to teach language learner which consist of used English as a language in the book.

^{10.} Brian Tomlinson, 'Materials Development' in R. Carter and D. Nunan (eds), *The Cambridge Guide to Teaching English to Speaker of Other Languages* (Cambridge: Cambridge University Press, 2001), pp.66.

^{11.} Brian Tomlinson, *Materials Development in Language Teaching* (Cambridge: Cambridge University Pss, 1998), pp.2.

- c. Business letter. The business letter refers to the letter that the businessman uses to exchange information with any business companies, customers, suppliers, bank, employees, and business associations. The business letter can be written by the employee, the manager, the client, and also the customer. The goal from write business letter is to sell or purchase, get information, make a request, convey and respond complaint, say thank you, apology, congratulate, etc.
- d. Official travel. Travel is considered to be official when an employee for the purpose of carrying out duties or attending training courses. To improve the relation between companies by developing productivity a leader often do the trip out of town or overseas to do business travel or what we called it official travel. In this case, the leader has to manage everything that related with the trip. The good Preparation is needed to develop the relation between companies. The aims and purposes from the trip must be clear so the leader can take some good plans in order to achieve the trip goal.
- e. ESP (English for Specific Purposes). Hutchinson and Waters see ESP as an approach rather than a product, by which they mean that ESP does not involve a particular kind of language, teaching materials or methodology.¹² In other side, Dudley-Evans and St John said that ESP is divided into two absolute and variable characteristic.¹³

Based on absolute characteristic, ESP is defined to meet specific needs of the learner; makes use of the underlying methodology and activities of the discipline it serves; and centered on the language (grammar, lexis, and register), skills, discourse and genres appropriate to these activities.

^{12.} Tom Hutchinson and Alan Waters, *English for Specific Purposes: a Learning-Centered Approach* (Cambridge: Cambridge University Press, 1987), pp.19.

^{13.} Tony Dudley-Evans and Maggie Jo ST John, *Developments in English for Specific Purposes* (Cambridge: Cambridge University Press, 1998), pp.4-5.

While based on variable characteristic, ESP may be related to or designed for specific disciplines; may use, in specific teaching situations, a different methodology from that of general English.

- f. ISD Model. ISD model is acronym from instructional system design. ISD model was presented by Seels and Glasgow. They are compare their model to several others and generic ADDIE framework. Seels and Glasgow emphasized the steps within each phase in this model may be conducted in a linear fashion, but often are not, although the three phase are generally considered to be self-contained and linear.

C. Theoretical Framework

The problem faced by the students of management in learning English is the difficulties to understand the lesson because the materials using English for general purposes not English for specific purposes.

Because of that, in this research, the researcher try to offer a new way by designing English materials for management students by creating a new English material with ESP and ISD Model to achieve the objective of learning in the SAP.

By designing it, the researcher expects in the learning and teaching process, the management students can more easily to understand the lesson than before, the teacher has a textbook as a model and the objective of the learning achieved.

The theoretical framework underlying this research is presented in the following diagram:

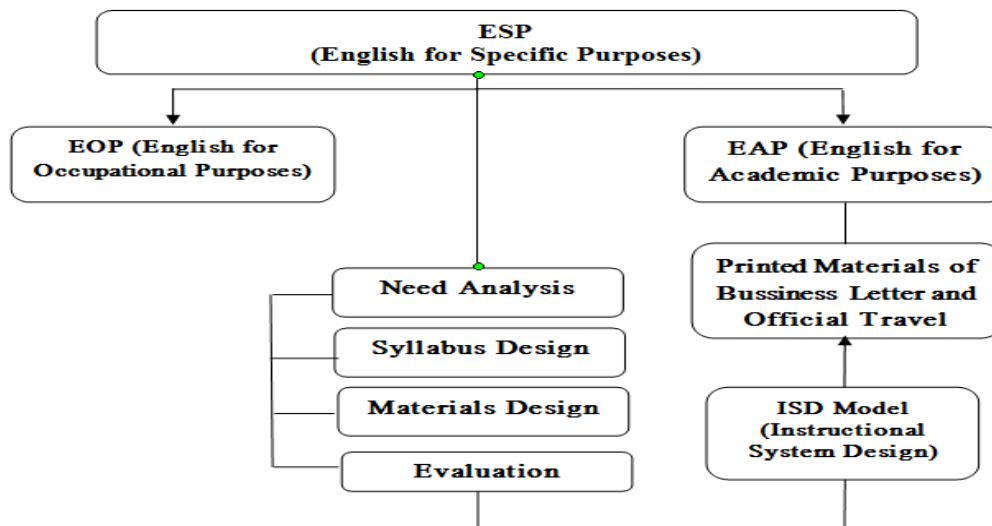


Figure 1.Theoretical Framework

In this research, the researcher developed English materials for management students' in topics Business Law and Islamic Economic. The researcher used English for specific purposes (ESP) and Instructional System Design (ISD) model in this research. ESP was used as an approach to integrated English for the other lesson in the other major such as in management major. Through ESP, the researcher used three steps. They were need analysis, materials design and formative evaluation. While ISD (Instructional System Design) model was used as an instructional design for design the printed material.

First was need analysis. The purpose of need analysis in this research was to find out what the management students need for the printed materials which were developed by the researcher. Second was materials design. The researcher was designed the English materials for management students by using ESP (English for Specific Purposes) and ISD (Instructional System Design) model. Third was evaluation. The researcher used formative evaluation to know the development materials who designed by the researcher during ongoing of this research. While ISD (Instructional System Design) model was used as an instructional design for design the printed material.

The result from this research was printed material about English materials which consists of 14 units (materials and task) about English for management students.

CHAPTER III

METHOD OF THE RESEARCH

A. Research and Development Model

Based on the purpose of this study, the research design was Research and Development (R&D). There were some models which could be applied by the researchers especially for product oriented model such as The Bergman and Moore Model, The de Hoog, de Jong and de Vries Model, The Bates Model, The Nieveen Model and ISD Model. Based on those models stated previously, the researcher adopted ISD model by Seels and Glasgow. In addition, this model similar to ADDIE model as the result, this model was very useful having stages clearly defined which makes implementation and instructions effectively.

The ISD model is acronym of Instructional System Design. This model consists of three phases: needs analysis, instructional design, and implementation and evaluation. The researcher only used two phases: needs analysis and instructional analysis because the researcher had a limited time and limited budgeting to conducting this research.

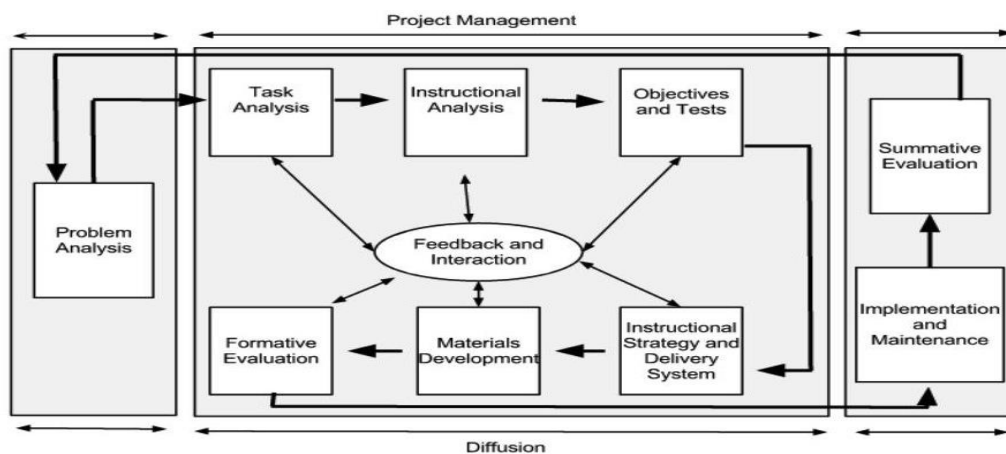


Figure 2.The Seels and Glasgow ISD Model 2: For Practitioners

The first phase was needs analysis. The aim of this phase was to find out the needs assessment (goals), performance analysis (instructional requirements), and context analysis (constraints, resources, and learner characteristic). The second phase was instructional design includes all steps related to design, development, and formative evaluation. The third

phase was formative evaluation. This phase was done by the researcher to know the experts' validation and the students' acceptability.

B. Research and Development Procedures

The procedures in developing Official Travel and Business Letter materials based on ISD model which provided 3 phases in terms of need analysis, instructional design and formative evaluation.

1. Need analysis

First phase is need analysis includes all of the decisions associated with conducting need analysis and formulating a management plan. These include *need assessment* (goals), *performance analysis* (instructional requirements), and *context analysis* (constraints, resources, and learners characteristics).

2. Instructional Design

Second phase is instructional design, indicated by double-ended arrows connecting each of the six steps with a central oval labeled, feed-back and interaction. Completion of phase two occurs after satisfactory results are obtained from formative evaluation.

3. Formative Evaluation

Phase three is implementation and evaluation includes preparing training material, creating support structures, doing a formative evaluation by concluding the questionnaire and try-out, and disseminating information about the project.

C. Research Subject

The subject that researcher used in this research was the third semester management students in M.K 2.2, Management department at STIE YPUP Makassar. The class consisted of 36 students: 23 females and 13 male students as respondent.

D. Types of Data

The types of data in this research were qualitative and quantitative data. Qualitative data gathered from the experts' judgment and the quantitative data gathered from the result of questionnaire and from the try-out. The other sources type of data was quantitative data. Quantitative data gathered from the results of questionnaire which were answered by the management students of STIE YPUP that consisted of fourteen topics in management lesson as need assessment and also from the result of try-out were used by the researcher to find out the effectiveness of printed materials.

The result of the preliminary research and try-out were validated by the experts to know the experts' validation and the students' acceptability about the English language materials were developed by the researcher.

E. Research Instruments

In this research, the researcher used two kinds of instruments. They were questionnaire and Observation sheet. In addition, the questionnaire was used to identify the learners' needs. The questionnaire was given to management student to conduct need analysis. The questionnaire dealt with management students need points with the need to construct the English materials for management student and observation sheet were addressed to the expert such the English lecturer at STIE YPUP and the expert judgment.

F. Data Collecting Procedures

The data collection procedures in this research began from the researcher came into to the class and bring questionnaire consisted of several topics related to management department for the research subject or students. The researcher asked the students to answer the questionnaire during 30 minutes. After that, the researcher collected the questionnaire from the student. The results from the students' questionnaire about the topics were the next topics for the next printed materials which were developed by the researcher in this research. After determine several topics, the researcher developed the printed materials through two phases: need analysis and instructional design.

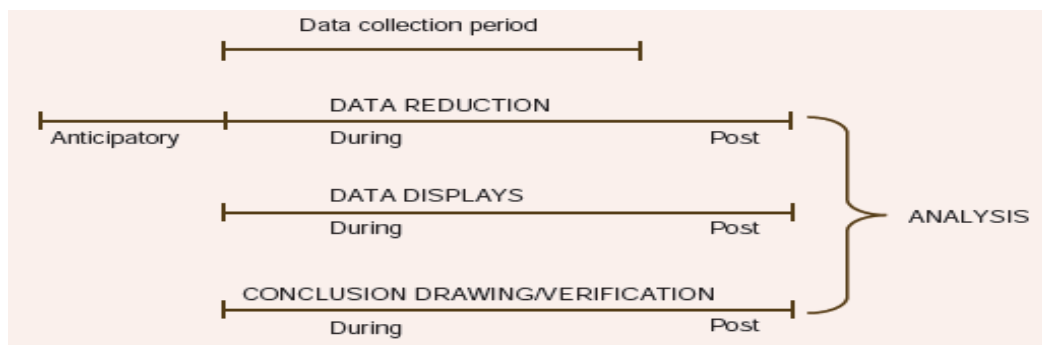


Figure 3.Procedures of Data Analysis Technique in Qualitative by Miles and Huberman

a. Data Reduction

In this phase, the researcher referred to obtain the mass of qualitative data which was obtained through content expert and instructional experts' interview. In other word, this phase replaced all irrelevant information based on experts' judgment.

b. Data Display

This phase contained of the conclusions from the mass of data which draw in the form of tables, charts, networks and other graphical format. This was a

continual process, rather than just one to be carried out at the end of the data collection.

c. Verification and Conclusion Drawing

In this phase, our analysis should allow us begin to develop conclusion regarding our study. These initial conclusions can be verified, that was their validity examined through reference to our existing field notes or further data collection.

1. Quantitative Analysis

In gathering information from students and experts the researcher used the need analysis questionnaires and observation sheets. Types of questions are linguistic needs and learning needs used for assessing whole needs of the target.

The categories of question are:

- a. Introduction (personal information and perceptions on the need of speaking course availability).
- b. Linguistic needs (abilities: students' level of proficiency, priorities: language items that considered the most important to learn).
- c. Learning needs (problems: weakness and difficulties in learning), and attitudes: participants' feeling toward elements of programs.
- d. Experts' observation sheets.

The proficiency score, the importance score, the frequency score and the qualitative score of linguistic needs and learning needs are derived by giving each category scores from one to four as indicated below.

Table 1
Categories Scores

| Scores | Proficiency level | Importance level | Frequency level | Qualitative level |
|--------|-------------------|------------------|-----------------|-------------------|
| 1 | Poor | Not important | Hardly ever | Bad |
| 2 | Fair | Less important | seldom | Sufficed |
| 3 | Good | Important | Often | Good |
| 4 | Excellent | Very important | Always | Good |

The researcher used the formula below as the quantitative data technique:

$$\bar{x} = \frac{\sum fx}{\sum f}$$

Explanation:

\bar{x} = Mean Score

$\sum f$ = Frequency

$\sum fx$ = Number of Respondents

The mean score of the respondents' perceptions and expectation toward students' need of English material were then described by the following scale:

1. Refers to 0 – 1.50
2. Refers to 1.15 – 2.50
3. Refers to 2.51 – 3.50
4. Refers to 3.51 – 4.00

To clarify the data presentation, some data were analyzed by using diagrams to see the distribution of the level of the frequency and level of importance using language skill.

The overall data are then analyzed to recognize the needs inventory of the target group in language learning which is then used as the basis for formulating

aims and objectives of learning and designing syllabus of English materials for management students.

CHAPTER IV

FINDINGS AND DISCUSSION

A. The English Materials Needed by The Students of Management Department

1. Description of the Students

The researcher made a research which had been held at STIE YPUP Makassar in M.K 2.2, Management Department. This class consisted of 23 females and 13 male students as respondent. The researcher entered to the class to give a questionnaire for the respondents.

2. Description of the Students Need

a. The Data on the Students Need Obtained Through Questionnaire

The researcher gave a questionnaire to respondent in order to know what the students need in English materials for Management Department. The researcher gave a questionnaire to the respondent which consisted of 12 questions, where the results further describes the students need for English materials in their department.

The researcher used the formula below to analyze the data from the questionnaire:

$$\bar{x} = \frac{\sum fx}{\sum f}$$

Explanation: \bar{x} = Mean Score

$\sum f$ = Frequency

$\sum fx$ = Number of Respondents

After analyzing the questionnaire, the researcher can inform the result by the table below:

The table below shows the result of the first question:

Table 2. The Result of the first Question

| Question | Criteria | | | | Average |
|---|---------------------------|--------------------------------|--------------------|--------------------------------|---------|
| | 1 (Not Interesting) | 2 (Less Interesting) | 3 (Interesting) | 4 (Very Interesting) | |
| Are you interested to learn English in Management Department? | 1 | 2 | 22 | 11 | 3,19 |
| 0 – 1.50 = Not Interesting | | 2.51 – 3.50 = Interesting | | | |
| 1.51 – 2.50 = Less Interesting | | 3.51 - 4.00 = Very Interesting | | | |

The information about the students' interest to learn English in management department was presented in table 2. Table 2, illustrated that the position of the total average score (3.19) refers to the interesting category, it described that most of the students in management department were interested in learning English.

The table below shows the result of the second question:

Table 3. The Result of the second Question

| Question | Criteria | | | | Average |
|---|-------------------------|-----------------------------|------------------|--------------------------|---------|
| | 1 (Not Important) | 2 (Less Important) | 3 (Important) | 4 (Very Important) | |
| In your opinion, is it important to learn English In Management Department? | | | 8 | 28 | 3.77 |
| 0 – 1.50 = not important | | 2.51 – 3.50 = important | | | |
| 1.51 – 2.50 = less important | | 3.51- 4.00 = very important | | | |

Table 3 describes the students' perception about the importance to learn English in management department. From the students' perception, it was found that learning English was very important in management department with average score 3.77.

The table below showed the result of the third question:

Table 4. The Result of the third Question

| English Learning Purposes | Criteria | | | | Average |
|---|----------------------|-----------------------------|------------------|-----------------------|---------|
| | 1 (Not Important) | 2 (Less Important) | 3 (Important) | 4 (Very Important) | |
| The success of present education | | 1 | 23 | 12 | 3.30 |
| Job (future career) | | | 9 | 27 | 3.37 |
| Personal development | | | 10 | 20 | 3.72 |
| Visiting other countries | | 1 | 11 | 23 | 3.52 |
| Examination | | 1 | 16 | 17 | 3.27 |
| Pursuing advance study | | | 13 | 22 | 3.52 |
| Communication with native English speaker | | 1 | 14 | 20 | 3.44 |
| Communication with Non-Native English speaker | | 3 | 19 | 12 | 3.08 |
| 0 – 1.50 = not important | | 2.51 – 3.50 = important | | | |
| 1.51 – 2.50 = less important | | 3.51- 4.00 = very important | | | |

Based on the data presented in table 4, it was found that there were three main purposes of the students of management department in learning English; they are personal development (3.72), visiting other countries (3.52), and pursuing advance study (3.52). The purposes categorized as very important according to the level of importance score category.

The fourth question was about the students' need of linguistic. The table below shows the result of the fourth question:

Table 5.The Result of the Fourth Question

| English Skill Components | Criteria | | | | Average |
|--------------------------|--------------|------------------------|-------------|------------------|---------|
| | 1 (Poor) | 2 (Fair) | 3 (Good) | 4 (Excellent) | |
| Reading | 2 | 12 | 20 | 2 | 2.61 |
| Speaking | 6 | 22 | 6 | L | 2 |
| Listening | 2 | 15 | 14 | 3 | 2.38 |
| Writing | 1 | 12 | 18 | 3 | 2.52 |
| 0 – 1.50 = poor | | 2.51 – 3.50 = good | | | |
| 1.51 – 2.50 = fair | | 3.51- 4.00 = excellent | | | |

The result in table 5 shows that most of the students thought that, their ability in reading and writing were in the good level which the highest average score are 2.61 and 2.52. Then, their ability in listening and speaking were in the fair level which the lowest average score are 2.38 and 2.

This table below shows the result of the fifth question:

Table 6.The Result of the Fifth Question

| English Skill Components | Criteria | | | | Average |
|------------------------------|----------------------|-----------------------------|------------------|-----------------------|---------|
| | 1 (Not Important) | 2 (Less Important) | 3 (Important) | 4 (Very Important) | |
| Reading | | | 20 | 16 | 3.43 |
| Speaking | | 3 | 9 | 23 | 3.46 |
| Listening | 1 | 1 | 14 | 19 | 3.33 |
| Writing | | 2 | 13 | 19 | 3.30 |
| 0 – 1.50 = not important | | 2.51 – 3.50 = important | | | |
| 1.51 – 2.50 = less important | | 3.51- 4.00 = very important | | | |

Table 6 shows that most of the students thought that the fourth English language skills were important but learning Speaking was the most important skill with the score 3.46.

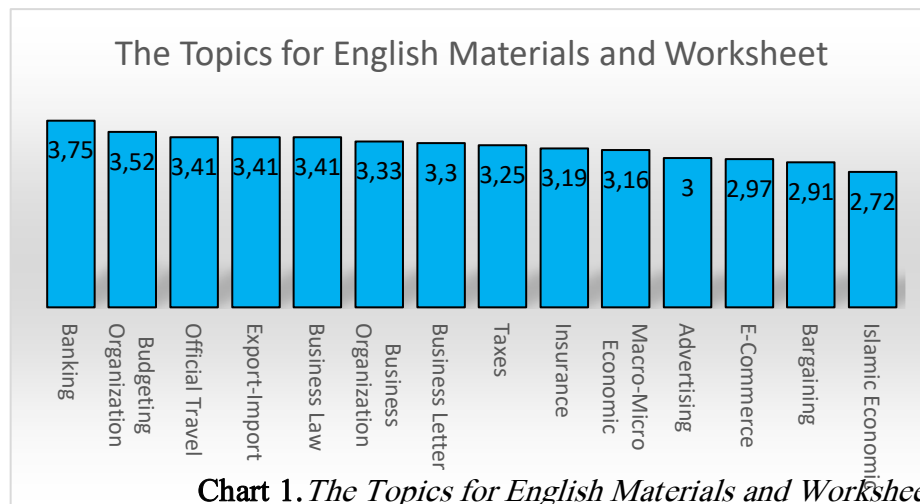
The table below shows the result from the sixth question:

Table 7. The Result of the Sixth Question

| Topics | Criteria | | | | Average |
|------------------------|----------------------|-----------------------|------------------|-----------------------|---------|
| | 1 (Not Important) | 2 (Less Important) | 3 (Important) | 4 (Very Important) | |
| Macro-Micro Economic | | | 14 | 17 | 3.16 |
| Taxes | | 1 | 17 | 16 | 3.25 |
| Business Organization | | 2 | 12 | 20 | 3.33 |
| Bargaining | | 6 | 15 | 12 | 2.91 |
| Business Letter | | 2 | 17 | 16 | 3.30 |
| Official Travel | | | 13 | 21 | 3.41 |
| E-Commerce | | 3 | 19 | 11 | 2.97 |
| Advertising | | 3 | 18 | 12 | 3 |
| Export-Import | | | 9 | 24 | 3.41 |
| Banking | | 1 | 7 | 28 | 3.75 |
| Business Law | | 1 | 15 | 19 | 3.41 |
| Islamic Economic | | 8 | 18 | 7 | 2.72 |
| Budgeting Organization | | | 13 | 22 | 3.52 |
| Insurance | | 2 | 17 | 15 | 3.19 |

| | |
|------------------------------|-----------------------------|
| 0 – 1.50 = not important | 2.51 – 3.50 = important |
| 1.51 – 2.50 = less important | 3.51- 4.00 = very important |

Table 7 shows that the topics which used as English materials for students of Management Department. The English material topics had average score range from 2.51 to 4.00. The topics could be listed according to the level of importance as follows:



According to the chart all of the topics were important and very important for new English materials and worksheet. The result from the analysis was aimed as a foundation for developing English materials and worksheet for students of Management Department who constructed by the researcher.

The seventh question was about the students' learning need. The table below shows about the result of analysis from the seventh question.

Table 8.1. The Result of the Seventh Question for Speaking skill

| English Problems | Criteria | | | | Average |
|-------------------------|--------------------|---------------|--------------|---------------|---------|
| | 1 (Hardly Ever) | 2 (Seldom) | 3 (Often) | 4 (Always) | |
| Do not know what to say | 4 | 10 | 18 | 3 | 2.47 |

| | | | | | |
|---|---|---------------------|----|---|------|
| Afraid if the other people listen when she/he speak (shy) | 5 | 14 | 12 | 4 | 2.36 |
| Too much taught but cannot speak | 1 | 10 | 18 | 3 | 2.41 |
| Difficulties in pronunciation | 1 | 6 | 24 | 5 | 2.91 |
| Worry too much to do mistakes | 2 | 4 | 20 | 8 | 2.83 |
| 0 – 1.50 = hardly ever | | 2.51 – 3.50 = often | | | |
| 1.51 – 2.50 = seldom | | 3.51- 4.00 = always | | | |

The data on table 9 was the result of the problems analysis faced by the students in speaking. All of the learning problems faced by the students in speaking were categorized as “often” because all of the problems were in the average score range from 2.36 to 2.91.

The table below shows the result from the difficulties in listening.

Table 8.2. The Result of the Eighth Question for Listening Skill

| English Problems | Criteria | | | | Average |
|---|--------------------|---------------|--------------|---------------|---------|
| | 1 (Hardly Ever) | 2 (Seldom) | 3 (Often) | 4 (Always) | |
| Difficulty in receive a message from what they listen | 1 | 10 | 21 | 3 | 2.66 |
| Difficulty in understanding a speaker | | 10 | 15 | 10 | 2.91 |
| Difficulty in distinguish a sound which is similar | 3 | 3 | 22 | 7 | 2.94 |

| | | | | | |
|--|---|---------------------|----|---|------|
| The situation and condition which is not right | 3 | 9 | 17 | 6 | 2.66 |
| 0 – 1.50 = hardly ever | | 2.51 – 3.50 = often | | | |
| 1.51 – 2.50 = seldom | | 3.51- 4.00 = always | | | |

According to table 10 there were four problems faced by the students in Listening. All of the learning problems faced by the students in listening were categorized as “often” with the average score range from 2.66 to 2.4.

Next analysis was from reading skill. The table below shows the result from the difficulties in reading.

Table 8.3.The Result of the Eighth Question for Reading Skill

| English Problem | Criteria | | | | Average |
|---|--------------------|---------------------|--------------|----------------|---------|
| | 1 (Hardly Ever) | 2 (Seldom) | 3 (Often) | 4 (Always) | |
| Less the vocabulary | 2 | 2 | 26 | 5 | 2.88 |
| Difficulty in understanding the meaning from the text | 2 | 9 | 18 | 7 | 2.83 |
| The text is too long | 2 | 7 | 17 | 9 | 2.86 |
| 0 – 1.50 = hardly ever | | 2.51 – 3.50 = often | | | |
| 1.51 – 2.50 = seldom | | 3.51- 4.00 = always | | | |

From the data presented in the table 8.3 there were three problems faced by the students in reading. All of the learning problems faced by the students in reading were often because all of the problems average score range from 2.83 to 2.88.

The last analysis was writing skill. The table below shows the result from the difficulties in writing.

Table 8.4. The Result of the Eighth Question for Writing Skill

| English Problem | Criteria | | | | Average |
|---|--------------------|----------------------|--------------|---------------|---------|
| | 1 (Hardly Ever) | 2 (Seldom) | 3 (Often) | 4 (Always) | |
| Writing | | | | | |
| Difficulty to get an idea | 1 | 6 | 20 | 8 | 2.91 |
| Fixated on the using of grammar/structure | 1 | 2 | 27 | 6 | 3.05 |
| Less the vocabulary | 2 | 2 | 21 | 9 | 2.97 |
| 0 – 1.50 = hardly ever | | 2.51 – 3.50 = often | | | |
| 1.51 – 2.50 = seldom | | 3.51 - 4.00 = always | | | |

The data in table 8.4 was the result of the problems analysis faced by the students in writing. All of the learning problems faced by the students in writing occurred with “often” frequency. All of the problems were in the average score ranging from 2.91 to 3.05.

The eighth was about the students’ learning need of methodology. This table below shows the result of the eighth question:

Table 9. The Result of the Eighth Question for Reading Skill

| Learning Methodology on Reading Skills | Criteria | | | | Average |
|--|--------------------|------------------------------|----------------|---------------------|---------|
| | 1 Not Important | 2 Less Important | 3 Important | 4 Very Important | |
| Read faster (skimming or scanning) | 1 | 8 | 15 | 12 | 3.05 |
| Intensive reading | 1 | | 18 | 16 | 3.30 |
| 0 – 1.50 = not important | | 2.51 – 3.50 = important | | | |
| 1.51 – 2.50 = less important | | 3.51 - 4.00 = very important | | | |

Based on the data presented in table 9 there were two techniques that the students of Management Department had to choose they were read faster and intensive reading. Both of the techniques refers to important category with the average scores 3.05 and 3.30

The table below shows the result of the ninth question.

Table 10. The Result of the Ninth Question for Speaking Skill

| Learning Methodology on Speaking Skills | Criteria | | | | Average |
|--|-----------------------|-----------------------------|----------------|------------------------|----------------|
| | 1 Not Important | 2 Less Important | 3 Important | 4 Very Important | |
| Report Back | | 3 | 22 | 10 | 3.11 |
| Simulation Of conversation | | 2 | 17 | 17 | 3.41 |
| Interview | | | 15 | 20 | 3.47 |
| 0 – 1.50 = not important | | 2.51 – 3.50 = important | | | |
| 1.51 – 2.50 = less important | | 3.51- 4.00 = very important | | | |

Table 10 shows the result from the students learning methodology on speaking skill. There were three techniques; report back, simulation of conversation, and interview which the average score between 2.51 to 3.50. So, the students' learning need of methodology in speaking skill was in the "important level".

The table below shows the result from the students' learning need of methodology in listening skill.

Table 11. The Result of the Tenth Question for Listening Skill

| Learning Methodology on Listening Skills | Criteria | | | | Average |
|---|-----------------------|------------------------|----------------|------------------------|----------------|
| | 1 Not Important | 2 Less Important | 3 Important | 4 Very Important | |
| Listen and write | | | 12 | 24 | 3.66 |
| Watching video | | 6 | 20 | 9 | 3 |

| | | | | | |
|----------------------------------|--|-----------------------------|----|----|------|
| Fill in the blank based on audio | | 2 | 18 | 15 | 3.27 |
| Guess picture | | 5 | 17 | 14 | 3.25 |
| 0 – 1.50 = not important | | 2.51 – 3.50 = important | | | |
| 1.51 – 2.50 = less important | | 3.51- 4.00 = very important | | | |

Referring to table 11, there were four techniques that the students have to choose they were listening and writing (3.66), watching video (3), filling in the blank based on audio (3.27), and guessing picture (3.25). The result of the data analysis indicated that the students preferred learning listening through listening and writing. They were the most appropriate way for the students to learn listening of English and it was in the “very important level”.

The table below shows the result from the students learning need of methodology in writing skill.

Table 12. The Result of the Eleventh Question for Writing Skill

| Learning Methodology on Writing Skills | Criteria | | | | Average |
|--|-----------------|-----------------------------|-------------|------------------|---------|
| | 1 Not Important | 2 Less Important | 3 Important | 4 Very Important | |
| Write reports | 2 | 2 | 15 | 17 | 3.30 |
| Developing the main idea | 1 | 3 | 18 | 14 | 3.25 |
| Writing formal and informal letters | 1 | 2 | 20 | 12 | 3.30 |
| Arange word | 1 | 1 | 18 | 15 | 3.41 |
| 0 – 1.50 = not important | | 2.51 – 3.50 = important | | | |
| 1.51 – 2.50 = less important | | 3.51- 4.00 = very important | | | |

According from the data above it was found that all of the learning English methodology on writing were in the “important level” but arrange words achieved the highest average score (3.41)

The last question was about the students learning style. This table below shows the result of the twelfth questions:

Table 13. The Result of the Students Need of Learning Style

| Learning Style | Criteria | | | | Average |
|------------------------------|----------------------|------------------------------|------------------|-----------------------|---------|
| | 1 (Not Important) | 2 (Less Important) | 3 (Important) | 4 (Very Important) | |
| Games | | 3 | 24 | 8 | 3.05 |
| Picture | | 3 | 8 | 8 | 1.83 |
| Movie and Video | | 6 | 20 | 9 | 3 |
| Talking in Pairs | | 4 | 15 | 17 | 3.36 |
| Role play | | 5 | 25 | 3 | 2.66 |
| Self-Learning | | 4 | 18 | 14 | 3.30 |
| Doing Task | | 3 | 24 | 9 | 3.16 |
| Small Group | | 4 | 14 | 16 | 1.83 |
| Large Group | | 1 | 18 | 14 | 3 |
| Speak English with Friends | | 1 | 12 | 22 | 3.55 |
| 0 – 1.50 = not important | | 2.51 – 3.50 = important | | | |
| 1.51 – 2.50 = less important | | 3.51 - 4.00 = very important | | | |

From the data above ‘speaking English with friends’ was the most preferred way of learning English chosen by the students. This category achieved the highest average score (3.55) which mean “very important”.

The overall data were analyzed to recognize the needs inventory of the target group in language learning

1. Need inventory

a. Reviewing Needs Inventory from the Linguistic Needs

Identifying linguistic need was carried out by analyzing the students learning ability and learning priorities. The result of the analysis was used for prioritizing the components of integrated skill and selecting appropriate teaching materials which were required to design the English material.

1) Learning Ability

The process of identification was first of all carried out by analyzing the students' learning ability in English material. Learning ability was measured based on the results of analysis of the students' proficiency level in the area of the integrated skill such as speaking, writing, reading, and listening. The result of analysis indicates that the students' proficiency level of all the integrated skill ranges around level "Good and Fair" as indicated in the following average scores achievement.

Table 14. The Result of the Students Learning Ability

| No | Skills | Average score | Proficiency Level |
|----|-----------|---------------|-------------------|
| 1 | Reading | 2,61 | Good |
| 2 | Writing | 2,52 | Good |
| 3 | Listening | 2,38 | Fair |
| 4 | Speaking | 2 | Fair |

Even if the students speaking skill average score was felt fair, the lecturers should not give priority to this component due to the students' tendency to have less attention to learn speaking skill in English material. However, speaking may not totally be ignored in the

English material. The lecturers should prioritize writing and reading in teaching English material and strengthened out the speaking skill after English material practices in the classroom.

2) Learning Priorities

Determining learning priorities was conducted by analyzing the respondents' perceptions on their leaning problems of the integrated skill such as speaking, reading, writing, and listening. The results of the analysis recognized as follows:

Table 15. The Result of the Students Learning Priorities

| No | Skills | Average score | Proficiency Level |
|----|-----------|---------------|-------------------|
| 1 | Speaking | 3,47 | Important |
| 2 | Reading | 3,45 | Important |
| 3 | Listening | 3,35 | Important |
| 4 | Writing | 3,30 | Important |

The findings above illustrate that the material designed need to give four priorities; (1) speaking, (2) reading, (3) listening, and (4) writing.

3) The Need for Learning Integrated Skill

Integrated skills were the items conducting of English materials which have been the priorities to learn with regard to learning the integrated skill, almost all respondent think it was very important to learn English material by enriching the students English comprehension for Management comprehension from topics that related with their vocational with average score between 2.51– 4.00. Fourteen topics were then selected based on the analysis of the respondent perception according to the level of importance as follows:

Table 16. The Result of the Level of Importance of the English Materials Topics and

Worksheet

| No | Topics | Average score | Importance level |
|----|------------------------|---------------|------------------|
| 1 | Banking | 3.75 | Very important |
| 2 | Budgeting Organization | 3.52 | Very important |
| 3 | Official Travel | 3.41 | Important |
| 4 | Export-Import | 3.41 | Important |
| 5 | Business Law | 3.41 | Important |
| 6 | Business Organization | 3.33 | Important |
| 7 | Business Letter | 3.30 | Important |
| 8 | Taxes | 3.25 | Important |
| 9 | Insurance | 3.19 | Important |
| 10 | Macro-Micro Economic | 3.16 | Important |
| 11 | Advertising | 3 | Important |
| 12 | E-Commerce | 2.97 | Important |
| 13 | Bargaining | 2.91 | Important |
| 14 | Islamic Economic | 2.72 | Important |

Conclusively, all the topics of English material and worksheet as listed above included since they were considered important or very important for the students to be learnt in English course at the Management Department study program.

Table 17. The Overall Needs Inventory from Linguistic Needs

| Linguistic Needs | |
|--|---|
| 1. Fair in speaking 2. Fair in listening 3. Good in writing 4. Good in reading | 1. Speaking is the first priority 2. Reading is the second priority 3. Listening is the third priority 4. Writing is the fourth priority |
| Learning English Language in Management from the Topic | |
| 1. Banking 2. Budgeting Organization 3. Official Travel 4. Export-Import 5. Business Law 6. Business Organization 7. Business Letter | 8. Taxes 9. Insurance 10. Macro-Micro Economic 11. Advertising 12. E-Commerce 13. Bargaining 14. Islamic Economic |

b. Reviewing Needs Inventory from the Learning Needs

The students learning needs in this study were identified by analyzing the students learning problems and learning attitudes. The students' learning problems were described based on the analysis of the respondents' perceptions on the obstacles to the students learning success to be able to effectively in English comprehension. While to explain the students' attitude, the researcher analyzed the students' learning preferences and learning styles based on the respondents' perceptions since these two factors were believed able to affect the students' attitudes in learning.

1) The Students' Learning Problems

Based on the analysis of the respondents' perceptions on the students' learning problems, it was found that the students learning difficulties can apparently stem from many causes. These include:

- a) Problems in Speaking such as do not know what to say, afraid if the other people listen when she/he speak, too much thought but cannot speak, the difficulties in pronunciation, and worry too much to do mistakes.
- b) Problems in Listening such as difficulty in receiving a message from what they listen, difficulty in understanding a speaker, difficulty in distinguish a sound which is similar, and the situation and condition which is not right.
- c) Problems in Reading such as less the vocabulary, difficulty in understanding the meaning from the text, and the text is too long.
- d) Problems in Writing such as difficulty to get an idea, fixated on the using of grammar/structure, and less the vocabulary.

2) The Students' Learning Attitudes

It has already been stated that learning attitudes were analyzed to discover what the students like to learn. For the reason, the focus of this discussion deals with identification of the learning preferences and styles in learning English materials in Management Department based on the respondents' perceptions.

3) The Students' Learning Preferences

The students' learning preferences in English course were specially focused on describing the students' preferences in learning speaking, reading, listening and writing. From the analysis results of the respondents, it was found out that the students prefer to learning speaking by techniques report back, simulation, and interview. The students prefer

to learn reading by read faster and intensive reading. Then, the students prefer to learning listening by listen and write, watching video, fill in the blank based on audio, and guess picture. The last, the students prefer to learning writing by write reports, developing the main idea, formal and informal letter, and last making up arrange word or paragraph.

4) The Students' Learning Styles

The results of the data analysis associated with the students' learning styles indicate that the students at the management department study program could mostly be categorized as communicative and concrete students:

- a. Learning English by speak English with friend
- b. Learning English by talking in pairs
- c. Learning English by self-learning
- d. Learning English by doing task
- e. Learning English by games

Detail information on the students learning need could see in the following table:

Table 18. The Overall Needs Inventory from Learning Needs

| Learning Needs | |
|---|---|
| The Learning Problems | The Learning Attitudes |
| 1. Problems in Speaking <ul style="list-style-type: none"> ✚ Do not know what to say ✚ Afraid if the other people listen when she/he speaks. ✚ Too much thought but cannot | Learning Preferences Learning Speaking <ul style="list-style-type: none"> ✚ Techniques report back. ✚ Simulation and interview. Learning Reading <ul style="list-style-type: none"> ✚ Read faster. ✚ Intensive reading. |

| | |
|---|--|
| <p> speak, the difficulties in pronunciation. ✚ Worry too much to do mistakes. </p> <p> 2. Problems in Listening </p> <ul style="list-style-type: none"> ✚ Difficulty in receive a message from what they listen. ✚ Difficulty in understanding a speaker. ✚ Difficulty in distinguish a sound which is similar. ✚ The situation and condition which is not right. <p> 3. Problems in Reading </p> <ul style="list-style-type: none"> ✚ Less the vocabulary. ✚ Difficulty in understanding the meaning from the text. ✚ The text is too long. <p> 4. Problems in Writing </p> <ul style="list-style-type: none"> ✚ Difficulty to get an idea. ✚ Fixated on the using of grammar/structure. ✚ Less the vocabulary. | <p> Learning listening </p> <ul style="list-style-type: none"> ✚ Listen and write. ✚ Watching video ✚ Fill in the blank based on audio ✚ Guess picture. <p> Learning writing </p> <ul style="list-style-type: none"> ✚ Write reports ✚ Developing the main idea. ✚ Formal and informal letters. ✚ Last making up arrange word or paragraph. <p style="text-align: center;"> Learning Styles </p> <ol style="list-style-type: none"> 1. Learning English by doing task 2. Learning English by talking in pairs 3. Learning English by self-learning 4. Learning English by picture 5. Learning English by large group 6. Learning English by small group 7. Learning English by movies and videos |
|---|--|

b. The Data Obtained Through Interview Guide

There are five components of the questions used as interview guide: (1). Are you interesting to learn English in Management Department? : a. not interested, b. less interested, c. interested, d. very interested, (2). In your opinion how important learning English in Management Department? : a. not important, b. less important, c. important, d. very important, (3). In your opinion, what is your goal to learning English: a. For the success of my education, b. To get a job, c. To visit other countries, d. For continuing study, (4). How important your Reading, Speaking, Listening, and Writing skills to improve your Englishability in Management Department?. (5). Do you think the vocabulary should be given in each topics?.

The interesting in learning English is very important because it could increase the students' motivation when they learnt. An example of why learning English is interested because it is challenging to be learnt. This reason is supported by some followed statements: As followed from Mutiarasani statement:

I choose very interested because in my opinion, first I like to learn English although I have not mastered it. Second, because English is related to my major; Management.¹⁴

The second came from Cici by supporting Mutiarasani statement:

I am interested because at the end of my study I will enter the business world so I must master English in order to go abroad so that I could interact with new people.¹⁵

Additional statement which interested in learning English is very important because it is very important to learn English. As followed from Riska's statement:

I believe with learning English, it will help me a lot for my future job.¹⁶

^{1.} (Mutiarasani, 2nd semester of student of Management Department of STIE YPUP Makassar, interviewed on June 15th, 2017)

^{2.} (Cici, 2nd semester of student of Management Department of STIE YPUP Makassar, interviewed on June 15th, 2017)

^{3.} (Riska, 2nd semester of student of Management Department of STIE YPUP Makassar, interviewed on June 15th, 2017)

The importance level of learning English is varied. In management department for example, most of the student see English is very important because it could help the students whether to increase their knowledge or implement it for their future job. All of these reasons were proved in followed statement:

As followed in Mutiarasani statement:

It is very important to learn English because there will be some materials or objects that contained English in Management Department whether in learning program or job environment.¹⁷

Supporting Mutiarasani statement, Cici stated that:

Learning English is very important because we need to learn and understand it for operate some programs that using English which related for my future job.¹⁸

The last statement came from Riska, she stated that:

We should master English if we want to work in Management major, especially in marketing Management.¹⁹

To be much concerned why learning English is important, it will guide to several aims for future planning. English could be used as the media to communicate or it could be a reason to get a job easily. These aims are proved by followed statements:

Mutiarasani wants to learn English so that she can get a job someday, as proved in her statement:

By mastering English, it would be easier to get a job.²⁰

Addition for Mutiarasani statement, Cici thought that mastering English could also help her to achieve her dream which she want to go abroad. As stated in her statement:

Get success in education is good for now, we can get some achievement. If I and my friends keep improving to master English, it will be easier to get a job someday, moreover in accounting. We also can continue our magister in abroad, because I

4. (Mutiarasani, 2nd semester of student of Management Department of STIE YPUP Makassar, interviewed on June 15th, 2017)

5. (Cici, 2nd semester of student of Management Department of STIE YPUP Makassar, interviewed on June 15th, 2017)

6. (Riska, 2nd semester of student of Management Department of STIE YPUP Makassar, interviewed on June 15th, 2017)

7. (Mutiarasani, 2nd semester of student of Management Department of STIE YPUP Makassar, interviewed on June 15th, 2017)

myself dreamed to visit many countries, do business with many people and get success.²¹

Different with Mutiarasani and Cici statement, Riska gave more focuses on her Speaking improvement. As stated in her statement:

If I mastered English, someday I could speak with tourist as well as I could also promote my products on the field.²²

The four skills that integrated with English language competence are very important to be learnt. Students sometimes found difficulties in vocabulary or speaking. Although students found some obstacles when they learnt it, but they still have one favorite skill as motivation to keep learning English. This is proved by followed statements:

I think it is very important because if you cannot read English correctly, you will get problems in the meaning. Moreover, if you don't master English you will difficult when speak with native speaker. So, all skills are very important, it's all related each other.²³

In my opinion, it is very important to master all the skills. I love learning English since childhood, even if I have not mastered it well but I try to master it until the completion of my study so that I can be success in the future. The importance of Reading skill, if we read some paragraph in English, the way it was written is different when we read it. When we can read it correctly it will be good, but when we do not know how to read it correctly people will be laughed because the missed-meaning. Speaking skill is alsoimportant because some word in Indonesia is different with English, for example the "R" word. That's why learning Speaking skill is important in order to speak like a native speaker. Listening skill is important to be learn too, because we can found some obstacles in what we hear with what we write because of less ability, so I think all skills are very important.²⁴

The four skills in English are very important. The skill that I like most is Reading, because I love to read even I have not master English yet.²⁵

8. (Cici, 2nd semester of student of Management Department of STIE YPUP Makassar, interviewed on June 15th, 2017)

9. (Riska, 2nd semester of student of Management Department of STIE YPUP Makassar, interviewed on June 15th, 2017)

10. (Mutiarasani, 2nd semester of student of Management Department of STIE YPUP Makassar, interviewed on June 15th, 2017)

11. (Cici, 2nd semester of student of Management Department of STIE YPUP Makassar, interviewed on June 15th, 2017)

12. (Riska, 2nd semester of student of Management Department of STIE YPUP Makassar, interviewed on June 15th, 2017)

The obstacle that students got in learning English was lack of vocabularies. That is why with adding vocabularies will help the students to learn English well. This reason approved in followed statement:

I think vocabularies should be served in each topic. It will be better if we required memorizing the vocabulary that related with the lesson to increase the vocabulary.²⁶

That is good if there is vocabulary in each topic, it will help us to understand the lesson.²⁷

With the help of the vocabularies, it would help us to add more vocabularies comprehension that related with our vocational; Management.²⁸

c. The Result of English Materials Development

1. Conceptual Map

The implementation of the overall procedures of English language competence was conducted by an idea of formulating a conceptual framework for English language competence based on syllabus. The conceptual framework illustrated the key elements which underline the syllabus content.

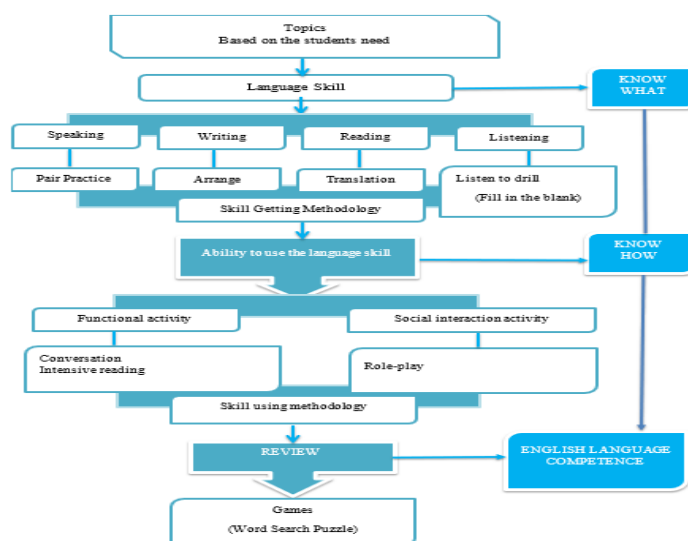


Figure 4. A Framework for English Language Competence based Syllabus

13. (Mutiarasani, 2nd semester of student of Management Department of STIE YPUP Makassar, interviewed on June 15th, 2017)

14. (Cici, 2nd semester of student of Management Department of STIE YPUP Makassar, interviewed on June 15th, 2017)

15. (Riska, 2nd semester of student of Management Department of STIE YPUP Makassar, interviewed on June 15th, 2017)

In order to create learning opportunities based on students need, the syllabus must be contains of three main pedagogical procedures i.e:

a. Providing Language Skill

In this procedure, the researchers prepared the learners with English integrated skill namely; speaking, reading, listening, and writing which composed English language ability for later English material and worksheet. Afterwards, a set of activities to make the students able to know and to practice the knowledge (skill getting methodology) must be given such as preparing a topic to be read and then answered associated with the management department, arranging the words to complete sentences for writing drill, providing a dialogue script to practice their speaking within specific language grammar rules in pair, and getting the student watch or listening to the audio for listening comprehensiveness skill. These activities may be viewed as skill getting methodology.

b. Giving Opportunity to Use the Integrated Skill

In this phase, the researcher tried to connecting between the students' needs and their potential functional and social interactional activity. Therefore the functional activity and interactional activity must be given. Functional activity aimed at equipping students with the ability to function the integrationskill in conversation, intensive reading, arrange word, and fill in the blank.

On the other hand, the social interaction activity is intended to give the students stimulus for implementing the integrated skill with several methods such as role play and discussion in which the students must interact each other using a certain situation provided by the researchers. These activities functions as skill was using methodology.

c. Reviewing Learning Outcomes

This procedure aimed at reviewing the students' achievement in English language competence by giving them an interactive for each unit e.g. "wordsearch puzzle". Through

this game, the students had opportunities to express their knowledge of language in a particular topic, ability to know specific vocabulary for management department.

Conclusively, the organizational structures of the syllabus framework have been used to develop English materials and worksheets. The English materials and worksheets were planned by units in which unit represent topics and consist of three pedagogical procedures. This procedure identified as skill setting, skill using and review.

2. Stating Goals

This lesson prepared for the students to be able to master the four skills effectively and confidently in applying the English language. This lesson can increase the students' ability in Speaking, Reading, Listening and Writing. After learning this lesson, the students expected to be able:

- a. Practice the conversation effectively with their friend.
- b. Understand the passage and answer the question related with the passage.
- c. Fill in the blank test based on the recording audio.
- d. Arrange the provided words into the correct sentence

3. Material Sequence

In the topics that the researcher have developed, the material sequence consisted of four skills. They were speaking, reading, listening, and writing. As a learning method, the researcher used one kind of a learning method in each skill. In speaking material, the researcher used conversation between two speakers, aimed to develop the students speaking ability by practicing the conversation effectively with their friends. In reading material, the researcher used passage which is consists of vocabulary and comprehension to increase the students reading ability by understanding the passage and answer the question related with the passage. While in the listening skill the researcher use fill in the blank style to increase the students listening ability by filling in the blank test based on the recording audio. In

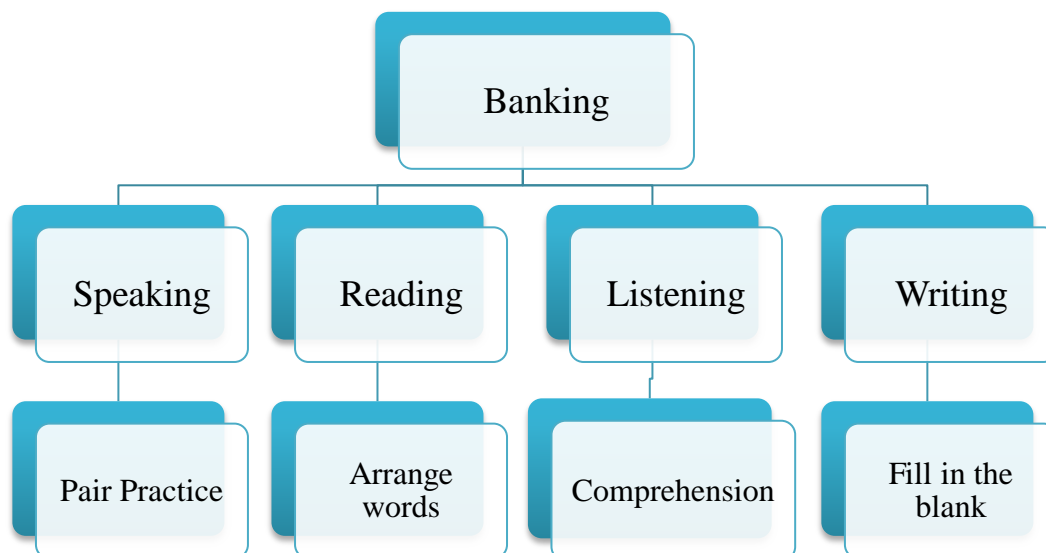
writing material, the researcher used arranges word to increase the students' writing ability by arranging the provided words into the correct sentence.

The learning method which is used by the researcher aimed to enhance the students' skills in English (speaking, reading, listening and writing).

4. English Materials and Worksheets

This part consists of two product design which was designed by the researcher. First is Export-import and Banking. Second is Banking.

Mind Mapping



The Lesson Achievement

This lesson prepared for the students to be able to mastering the four skills effectively and confidently in apply the English language. This lesson can increase the students' ability in Speaking, Reading, Listening and Writing. After learning this lesson, the students expected to be able:

1. Practice the conversation effectively with their friend.
2. Understand the passage and answer the question related with the passage.
3. Fill in the blank test based on the recording audio.
4. Arrange the provided words into the correct sentence.



UNIT 1

BANKING

Speaking

Practice the conversation below with your friend!

Transferring money

A: How are you today?

B: Very well.

A: Do you need help with something?

B: I need to make a transfer.

A: What account would you like to transfer the money from?

B: I want to transfer money from my savings account.

A: Where do you want the money to go to?

B: I want the money to be transferred into my checking account.

A: How much money are you going to transfer today?

B: \$200 will be fine.

A: Is that all I can do for you today?

B: I don't need anything else.



Reading

A. Read the following passage

The World Bank: History and Purpose

The World Bank came into existence in 1944 at the Bretton Woods conference. Its formal name is the International Bank for Reconstruction and Development (IBRD), which clearly states its primary purpose of financing economic development. The World Bank's first loans were extended during the late 1940s to finance the reconstruction of the war-ravaged economies of Western Europe. When these nations recovered some measure of economic self-sufficiency, the World Bank turned its attention to assisting the world's poorer nations. The World Bank has one central purpose: to promote economic and social progress in developing countries by helping raise productivity so that their people may live better.

In 2009, the World Bank provided \$46.9 billion for 303 projects in developing countries worldwide, with our financial and/or technical expertise aimed at helping those countries reduce poverty. The Bank is currently involved in more than 1,800 projects in virtually every sector and diverse as developing country. The projects are as diverse as providing microcredit in Bosnia and Herzegovina, raising awareness in Guinea, supporting education of girls in Bangladesh, improving health care delivery in Mexico, and helping East Timor rebuild upon independence and India rebuild Gujarat after a devastating earthquake.



billion for
technical
reduce
more than
diverse as
awareness

A. Vocabulary

Read the following words below to know the meaning of the vocabulary!



- Existence / **ex·ist·ence**/ ɪg'zɪstəns/
noun / *Ada*
- Extended/**ex·tend·ed**/ ɪk'stɛndɪd/
adjective / *Memperluas*
- Finance/ **fi·nance**/ fə'næns, 'faɪnæns/
noun / *Keuangan*
- Recover / **re·cov·er**/ rɪ'kʌvə/ *verb* /
Memperoleh
- Measure / **meas·ure**/ 'mɛʒə/ *noun*
/Ukuran

- Worldwide / **world·wide**/ ,wɜːld'waɪd/
adjective , adverb / *Mendunia*
- Diverse /**di·verse**/ də'vɜːs/*adjective* /
Bermacam-macam
- Rebuild / **re·build**/ rɪ'bɪld/ *verb* /
Membangun kembali
- Earthquake / **earth·quake**/ 'ɜːθkweɪk/
noun / *Gempabumi*
- Reconstruction / **re·con·struc·tion**/
,rɪkən'strʌkʃən/ *noun* /
Pembangunankembali

B. omprehension

According to the text about “the World Bank: History and Purpose”, are the following statements below TRUE or FALSE? Write T if it is TRUE and write F if it is FALSE!

1. The World Bank came into existence in 1944 at the Bretton Woods conference.
2. The World first loans were extended during the late 1940s to finance the reconstruction of world war.
3. The World Bank has two central purposes.
4. The Bank is currently involved in more than 1,800 projects. The projects are as diverse as providing microcredit in Bosnia and Herzegovina, etc.
5. The informal name of World Bank is the International Bank for Reconstruction and Development (IBRD).

Listening

Listen to the recording carefully and fill in the blank of the conversation below based on the recording!

Opening another Account

- Customer** : How may I help you today?
- Teller** : I need to open a account.
- Customer** : What kind of account would you like to open?
- Teller** : I need savings account.
- Customer** : Do you have another with us?
- Teller** : I sure do.
- Customer** : you like to transfer money from that account your new one?
- Teller** : That's fine.
- Customer** : How much would you like to ?
- Teller** : \$100.
- Customer** : Give me a while I complete your.
- Teller** : That's fine. Thank you.

Writing

Arrange the words below into a good sentence based on the example!

For Example:

ATM _ use _ have _ I _ to _ the

I have to use the ATM

1. The _ I _ need _ ATM _ Use _ to

Answer:

2. Type _ need _ your _ you _ to _ pin

Answer:

3. Never _ before _ have _ an _ Used _ I _ ATM

Answer:

4. No _ I _ Idea _ use _ ATM _ the _ how to _ have

Answer:

5. Don't _ use _ ATM _ know _ I _ how _ the _ to

Answer:

6. ATM _ will be _ using _ first _ this _ time _ my _ an

Answer:



Review

Word Search Puzzle

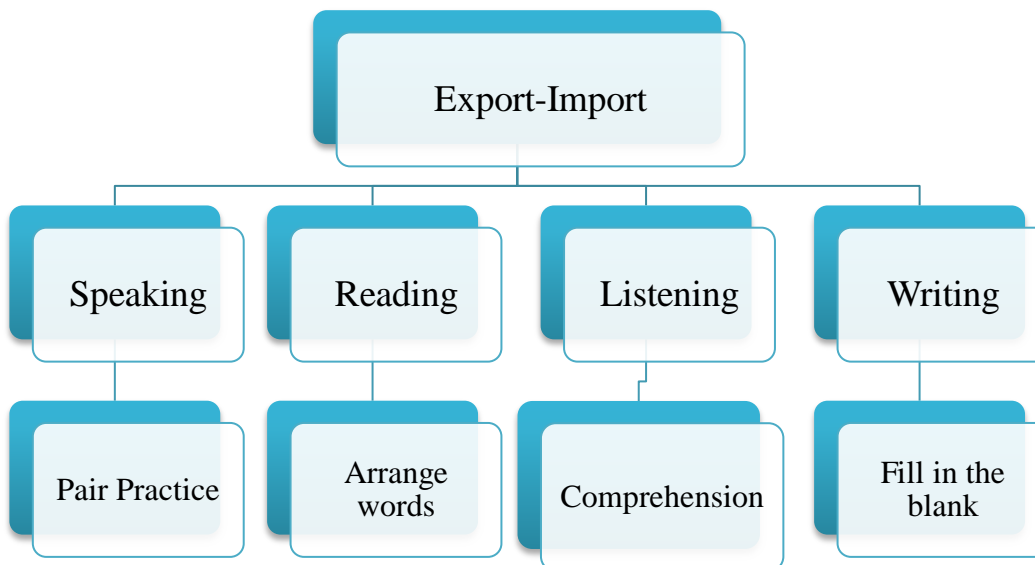
Find out 18 words below in the box. Words are placed horizontally, vertically and diagonally, both forwards and back-to-front. There are also lots of overlaps between words so you will need a keen eye to spot all the words and solve the puzzles!

Bank

| | | | | | | | | | | | | | |
|---|---|---|---|---|---|---|---|---|---|---|---|---|---|
| K | E | N | N | C | R | O | A | I | M | G | M | C | N |
| O | A | O | T | O | E | P | A | Y | M | E | N | T | V |
| I | D | T | U | A | K | P | D | E | P | O | S | I | T |
| D | R | E | M | E | N | S | G | N | I | V | A | S | T |
| R | A | S | K | S | A | N | L | S | R | T | R | E | E |
| A | C | E | O | I | B | A | I | L | N | C | N | K | L |
| C | T | N | O | I | T | C | A | S | N | A | R | T | L |
| T | I | T | R | A | N | S | I | T | C | M | N | N | E |
| I | D | L | B | A | L | A | N | C | E | A | D | K | R |
| B | E | T | E | K | R | A | M | Y | E | N | O | M | E |
| E | R | R | E | M | O | T | S | U | C | A | G | D | W |
| D | C | N | C | O | I | N | A | C | A | G | R | R | A |
| A | A | C | C | O | U | N | T | T | N | E | I | A | R |
| G | S | C | H | E | C | K | I | N | G | R | N | O | D |

- DEBIT CARD
- PAYMENT
- BALANCE
- BANKER
- TRANSACTION
- MANAGER
- MONEY MARKET
- CREDIT CARD
- CUSTOMER
- DRAWER
- DEPOSIT
- ACCOUNT
- NOTES
- SAVINGS
- COIN
- CHECKING
- TRANSIT
- TELLER

Mind Mapping



The Lesson Achievement

This lesson prepared for the students to be able to mastering the four skills effectively and confidently in apply the English language. This lesson can increase the students' ability in Speaking, Reading, Listening and Writing. After learning this lesson, the students expected to be able:

1. Practice the conversation effectively with their friend.
2. Understand the passage and answer the question related with the passage.
3. Fill in the blank test based on the recording audio.
4. Arrange the provided words into the correct sentence.



UNIT 4

EXPORT-IMPORT

SPEAKING

Practice the conversation below with your friend!

Export

Exporter : Hello Good morning.

Receptionist : Morning. May I help you?

Exporter : May I speak with your export manager?

Receptionist : What's that?

Exporter : The person who is responsible for selling your products overseas.

Receptionist : Hmm, I don't know. I'll have to check. Would you hold on a moment, please?

Exporter : Of course.

Receptionist : Thank you for waiting. Sam Smith handles sales. He's the person you need to talk with. I'll put you through.

Exporter : Thank you.

Manufacturer: Sam Smith.

Exporter : Hello Mr. Smith, I'm Julie Jones, founder of Jewelry Exporting Co exporter of high-quality, affordable costume jewelry. Are you interested in exploring new markets and increasing sales?

Manufacturer: Absolutely. I'd be happy to explore the opportunity. When would you like to meet or have a Skype call?

Exporter : How does next Monday morning, 10 a.m., at your office or for the call sound?

Manufacturer: "Perfect, see you next Monday morning.



Reading

A. Read the following passage!

The history of exporting and importing

The history of importing and exporting dates back to the Roman Empire, when European and Asian traders imported and goods across the vast lands of Eurasia. along the Silk Road flourished during the and fourteenth centuries. Caravans laden imports from China and India came over to Constantinople and Alexandria. From Italian ships transported the goods to ports.

For centuries, importing and has often involved intermediaries, due in part to the long distances traveled and different native languages spoken.

Exporting is defined as the sale of products and services in foreign countries that are sourced or made in the home country. Importing is the flipside of exporting. Importing refers to buying goods and services from foreign sources and bringing them back into the home country. Importing is also known as global sourcing.



exported
Trading
thirteenth
with
the desert
there,
European
exporting

A. Vocabulary

Read and memorize the following words below to know the meaning of the vocabulary in the text!



Trading- trad·ing- 'treɪdɪŋ noun-
Berdagang
Desert- des·ert- 'dezət noun- Gurun
Century- cen·tu·ry- 'sentʃəri noun- Abad
Intermediary- in·ter·me·di·ar·y-
ɪnɜː'midi,əri noun- Perantara
Refer- re·fer- rɪ'fə- verb- Mengarah
During- dur·ing- 'dʊrɪŋ preposition-
selama

Distance- dis·tance- 'dɪstəns noun-
Jarak
Different- dif·ferent- 'dɪfrənt-
adjective- Beda
Language- lan·guage- 'læŋgwɪdʒ noun-
Bahasa
Foreign- for·eign- 'fɔːrɪn, 'fɔːrɪn-
adjective- Asing
Source- source- sɔːrs noun- Sumber
Ship- ship- ʃɪp noun- kapal

B. Comprehension

According to the text about “the World Bank: History and Purpose”, are the following statements below TRUE or FALSE? Write T if it is TRUE and write F if it is FALSE!

1. The history of export and importing started when European and Asian traders imported and exported goods across the vast lands of Eurasia.
2. Trading along the Silk Road flourished during the thirteenth and fourteenth centuries.
3. For centuries, importin xporting has never involved intermediaries, due in part to the short distances traveled and different native languages spoken.
4. Importin fined as the sale of products and services in foreign countries that are sourced or made in the home country.
5. Exporting refers to buying goods and services from foreign sources and bringing them back into the home country.

Listening

Listen to the recording carefully and fill in the blank of the paragraph below based on the recording!

Export Procedure

You know that when a firm of sells goods to firm of another country, it is export trade. For example, the sale of iron and by Indian companies to other countries.

Export of goods is not that straight as selling in domestic market. Since foreign trade involves movement of goods boundaries and use of exchange, a number of are needed to be performed before leave the border of country and into that of another.

Writing

Arrange the words below into a good sentence!

1. Want _ goods _ export _ to _ you _ what

Answer:

2. Selling _ export _ goods _ is _ abroad _ to

Answer:

3. Purchase _ is _ abroad _ from _ import _ of _ goods

Answer:

4. Export _ arrived _ have _ goods _ you _ not _ the

Answer:

5. I _ some _ China _ import _ goods _ want _ from _ to

Answer:

6. Largest _ countries _ Indonesia _ one of _ is _ exporting _ the

Answer:




Review

Word search puzzle

Find out 46 words below in the box. Words are placed horizontally, vertically and diagonally, both forwards and back-to-front. There are also lots of overlaps between words so you will need a keen eye to spot all the words and solve the puzzles!

ECONOMICS

| | | | | | | | | | | | | | | | | | | | | | | |
|---|---|---|---|---|---|---|---|---|---|---|---|---|---|---|---|---|---|---|---|---|---|---|
| G | G | C | P | R | O | D | U | C | T | I | V | I | T | Y | B | S | N | M | R | S | M | C |
| I | E | D | A | R | T | Q | E | L | S | L | X | M | S | S | E | N | I | S | U | B | N | O |
| H | F | A | B | D | N | O | B | C | C | A | G | E | Q | R | N | U | Z | U | D | O | T | N |
| P | H | A | C | O | N | Z | A | S | I | R | X | R | V | P | E | O | T | I | I | W | B | S |
| C | N | U | L | G | Z | R | T | K | O | A | G | I | G | I | F | M | P | T | E | P | I | U |
| K | P | H | V | B | C | S | Y | W | T | U | C | N | I | I | A | I | Z | T | R | N | M | |
| X | E | C | U | I | O | Z | T | H | E | E | W | U | F | J | T | T | Z | E | A | I | K | E |
| B | G | U | T | C | M | H | R | Y | S | A | H | C | K | I | E | E | C | C | I | C | O | R |
| F | N | Y | K | V | L | E | W | V | K | G | L | U | M | P | W | R | R | R | T | E | N | B |
| E | A | C | X | J | T | E | X | P | O | R | T | T | M | I | J | I | E | O | O | S | O | W |
| U | H | X | U | R | V | I | C | R | K | O | O | O | H | D | M | A | D | F | G | T | I | O |
| N | C | H | A | R | I | T | Y | O | R | S | C | O | K | S | Z | L | I | R | E | R | T | S |
| E | X | B | K | E | R | F | S | X | N | G | H | N | H | C | U | Z | T | O | N | O | U | B |
| V | E | T | C | S | L | E | Y | T | V | O | W | O | O | S | J | R | V | B | P | P | B | E |
| E | R | N | O | O | A | A | N | U | J | O | M | C | R | I | X | D | P | A | P | M | I | T |
| R | S | E | T | U | U | N | T | C | S | D | Q | Y | U | T | T | J | N | L | K | I | R | B |
| M | G | M | S | R | Q | L | M | I | Y | S | E | Q | E | B | A | A | Y | A | U | O | T | U |
| O | N | T | O | C | I | L | C | R | P | M | M | B | N | H | G | G | N | Z | M | S | S | D |
| N | I | S | J | E | F | Z | D | D | O | A | T | E | K | R | A | M | E | O | T | E | I | G |
| E | V | E | O | S | J | D | G | C | I | R | C | U | L | A | T | I | O | N | D | E | D | E |
| Y | A | V | L | B | K | I | N | T | E | R | E | S | T | R | A | T | E | E | L | T | T | T |
| Q | S | N | V | W | J | I | N | Y | G | Y | K | K | I | W | M | Z | L | X | I | E | M | R |
| Q | P | I | N | F | L | A | T | I | O | N | T | U | I | A | I | O | T | Q | U | O | T | A |



- Barter
- Benefit
- Bond
- Budget
- Business
- Capital
- Charity

- Circulation
- Competition
- Consumer
- Costs
- Credit
- Currency
- Demand
- Distribution
- Donation
- Economy
- Exchange
- Export
- Goods

- Growth
- Import
- Income
- Inflation
- Interest Rate
- Investment
- Labor Force
- Market
- Material
- Money
- Negotiate
- Prices
- Productivity

- Quota
- Resources
- Revenue
- Savings
- Scarcity
- Services
- Shortage
- Stock
- Supply
- Surplus
- Taxes
- Trade
- Wealth

© 2015 puzzles-to-print.com

5. Additional Task

In additional task, the researchers provided word search puzzle as a review for the students' comprehension. Word search puzzle is a word game that consists of the letters of words placed horizontally, vertically and diagonally, both forward, back to front and also lots of overlaps between words. The words in word puzzle consists of noun, adjective, verb, noun phrase and acronym, so the students will need a keen eye to spot the words and solve the puzzle.

B. The Result of Validation and Students Acceptability Towards the Teaching Materials'

Contents

1. Expert Validation

Before the researcher implementing the developed teaching materials in the classroom, it is essential that the teaching materials be reviewed by the experts. The review was carried out to make sure that the teaching materials have been well developed and ready to use according to the experts' statement, and the experts' statement from:

a. General Content Expert Validation

Table 19. The result of the English materials and worksheets review

| Content | Average Score | Description | Follow up |
|--|---------------|-------------|--------------------|
| 1. Content | | | |
| 1.1. The materials cover a variety of topics and situation. | 4.0 | Very good | No revision needed |
| 1.2. They are arranged in a logical sequence on the basis of topic or theme. | 4.0 | Very good | No revision needed |
| 1.3. The themes and topics are relevant to syllabus aims. | 4.0 | Very good | No revision needed |
| | 4.0 | Very good | No revision needed |

| | | | |
|---|-----|-----------|--------------------|
| 1.4. The materials are organized attractively. | 4.0 | Very good | No revision needed |
| 1.5. The materials are organized in logically ordered tasks. | | | |
| 1.6. The materials give students to understand English with integrated skill, Speaking, Writing, Reading and Listening. | | | |
| 2. Systematic Content of English | | | |
| 2.1. The integrated skills are appropriate to the student level and needs. | 4.0 | Very good | No revision needed |
| | 4.0 | Very good | No revision needed |
| 2.2. There is an attempt to bring in vocabulary relevant to the students need. | 4.0 | Very good | No revision needed |
| 2.3. There are four skills (Speaking, Writing, Reading and Listening) in each topic | 4.0 | Very Good | No revision needed |
| 3. Activities/ Exercises/ Tasks | 4.0 | Very Good | No revision needed |
| 3.1. The activities, exercises and tasks are interesting. | 4.0 | Very Good | No revision needed |
| 3.2. The activities, exercises and task are aimed at developing student comprehension. | 4.0 | Very Good | No revision needed |
| 3.3. They provide for a real world use of language in daily lives. | 4.0 | Very Good | No revision needed |
| 3.4. The situations of the activities, exercises and tasks in each skill are appropriate to the | 4.0 | Very Good | No revision needed |

| | | | |
|--|-----|-----------|--------------------|
| learner's level and need. | 4.0 | Very Good | No revision needed |
| 3.5. The activities, exercises and tasks provide for varying learning arrangement like pairs and working individually. | 4.0 | Very Good | No revision needed |
| 3.6. The activities, exercises and tasks focus on student's comprehension for each skill. | 4.0 | Very Good | No revision needed |
| 3.7. Do the activities, exercises and tasks allow for an integrated of language skills. | | | |
| 3.8. The activities, exercises and tasks allow for the teacher's initiative to modify the activities. | | | |
| 3.9. The instruction for the activities, exercises and tasks are simple and clear. | | | |
| 4. Supplementary Materials | | | |
| 4.1. There are disks for listening comprehension available. | 4.0 | Very Good | No revision needed |
| 4.2. There are some games available in review. | 4.0 | Very Good | No revision needed |
| 4.3. There are some other supplementary materials like sources of authentic materials available. | 4.0 | Very Good | No revision needed |
| 5. Illustration | | | |
| 5.1. The materials have illustrations. | 4.0 | Very Good | No revision needed |
| 5.2. The materials are illustrations | 4.0 | Very Good | No revision needed |

| | | | |
|----------------------------|-----|------------------|---------------------------|
| attractive and motivating. | | | |
| Total Average Score | 4.0 | Very Good | No revision needed |

The results of the evaluation were quoted from the observation sheets that have been given to the experts. The observation sheet consisted at several items such as the systematic content of the materials, activities/tasks/exercise, supplementary materials, and illustrations were already checked with a good mark. After all the items marked and resulted good, the learning materials then claimed valid as reflected to the experts suggestions: The teaching materials have been very well designed due to the following reasons: The objectives and goals were stated, it has development framework, and it systematically present the idea of integrated skills on the basic of communicative approach.

b. English Language Expert Validation

Table 20. The result of the English Materials and Worksheets Review

| Content | Average Score | Description | Follow up |
|--|----------------------|--------------------|--------------------|
| 1. Content | | | |
| 1.1. The materials cover a variety of topics and situation. | 4.0 | Very good | No revision needed |
| 1.2. They are arranged in a logical sequence on the basis of topic or theme. | 4.0 | Very good | No revision needed |
| 1.3. The themes and topics are relevant to syllabus aims. | 4.0 | Very good | No revision needed |
| 1.4. The materials are organized attractively. | 4.0 | Very good | No revision needed |
| 1.5. The materials are organized in logically | 4.0 | Very good | No revision |

| | | | |
|---|-----|-----------|--------------------|
| ordered tasks. | | | needed |
| 1.6. The materials give students to understand English with integrated skill, Speaking, Writing, Reading and Listening. | | | |
| 2. Systematic Content of English | | | |
| 2.1. The integrated skills are appropriate to the student level and needs. | 4.0 | Very good | No revision needed |
| | 4.0 | Very good | No revision needed |
| 2.2. There is an attempt to bring in vocabulary relevant to the students need. | 4.0 | Very good | No revision needed |
| 2.3. There are four skills (Speaking, Writing, Reading and Listening) in each topic. | | | |
| 3. Supplementary Materials | | | |
| 3.1. There are disks for listening comprehension available. | 4.0 | Very Good | No revision needed |
| | 4.0 | Very Good | No revision needed |
| 3.2. There are some games available in review. | 4.0 | Very Good | No revision needed |
| 3.3. There are some other supplementary materials like sources of authentic materials available. | | | |
| 4. Illustration | | | |
| 4.1. The materials have illustrations. | 4.0 | Very Good | No revision needed |
| | 4.0 | Very Good | No revision needed |
| 4.2. The materials illustrations are | | | |

| | | | |
|----------------------------|------|------------------|---------------------------|
| attractive and motivating. | | | |
| Total Average Score | 3.97 | Very Good | No revision needed |

The results of the validation were from the observation sheet consisted at several items such as the systematic content of the materials, activities/tasks/exercise, supplementary materials, and illustrations most of the student were already checked with a good mark. After all the items marked similarly from the other experts and resulted very good, the learning materials then claimed valid as reflected to the experts suggestions: The English language expert interested to implement the teaching materials in her classroom, and also her got inspiration how to make a proper teaching material in the future.

2. Students Acceptability Towards the Teaching Materials' Contents

Table 21. The Result of the English Materials and Worksheets Review

| Declaration | Description | | | | Average |
|---|-------------|---|----|----|---------|
| | 1 | 2 | 3 | 4 | |
| a. Content | | | | | |
| 1.1. The material cover a variety of topics and situation appropriate to the learners' level and needs. | | | 26 | 2 | 3.07 |
| 1.2. The themes and topics are relevant to the learners needs. | | 2 | 23 | 3 | 3.03 |
| 1.3. The materials are organized attractively. | | | 21 | 7 | 2.25 |
| 1.4. The materials give students to understand English with integrated skill, Speaking, Writing, | | | 16 | 12 | 3.42 |

| | | | | | |
|---|---|---|----|----|------|
| Reading and Listening. | | | | | |
| 2. Systematic Content of English | | | | | |
| 2.1.The integrated skills are appropriate to the student level and needs. | | 4 | 20 | 4 | 3 |
| 2.2. There is an attempt to bring in vocabulary relevant to the students need. | | 2 | 23 | 3 | 3.03 |
| | | 2 | 19 | 7 | 3.17 |
| 2.3.There are four skills (Speaking, Writing, Reading and Listening) in each topic. | | | | | |
| 3. Activities/Tasks | | | | | |
| 3.1. The activities and tasks are interesting. | 1 | 1 | 21 | 5 | 3.07 |
| | 1 | 5 | 13 | 9 | 3.07 |
| 3.2.The activities and task are aimed at developing student comprehension. | 1 | 5 | 13 | 9 | 3.07 |
| 3.3.The situations of the activities and tasks in each skill are appropriate to the learner's level and need. | | 5 | 21 | 2 | 2.92 |
| | 1 | 3 | 23 | 11 | 2.85 |
| 3.4. The activities and tasks provide for varying learning arrangement like pairs and working individually. | | 4 | 19 | 5 | 3.03 |
| | 1 | 3 | 20 | 4 | 2.96 |
| 3.5. The activities and tasks focus on student's comprehension for each skill. | | | | | |
| 3.6. The activities and tasks allow for an integrated of language skills. | | | | | |

| | | | | | |
|--|----------|---|----|---|------|
| 3.7. The instruction for the activities and tasks are simple and clear. | | | | | |
| 4. Supplementary Materials | | | | | |
| 4.1. There are disks for listening comprehension available. | 2 | 4 | 18 | 4 | 2.85 |
| 4.2. There are some games available in review. | | 5 | 17 | 6 | 3.03 |
| 5. Illustration | | | | | |
| 5.1. The materials have illustrations. | | 5 | 18 | 5 | 3 |
| 5.2. The materials illustrations are attractive and motivating. | | 3 | 16 | 9 | 3.21 |
| Total Average Score | 3 | | | | |
| 0 – 1.50 = bad 2.51 – 3.50 = good 1.51 – 2.50 = sufficed 3.51- 4.00 = very good | | | | | |

The results of the evaluation were from the observation sheets that have been given to the students, to see the students' acceptability of the product. The observation sheet consists of several items such as the systematic content of the materials, activities/tasks/exercise, supplementary materials, and illustrations most of the students were already checked with a good mark. After all the items resulted very good, the learning materials then claimed accepted as reflected to the students acceptability.

CHAPTER V

CONCLUSIONS AND SUGGESTIONS

A. Conclusions

1. The English materials needed by students management department at STIE YPUP consist at four components: (1). Financial: banking, budgeting organization, taxes, insurance; (2). Business: business Organization, business law, business letter, official travel; (3). Trading: export-import, bargaining, advertising, e-commerce, macro-micro economic; (4). Islamic economic
2. The development of English materials for students of management department at STIE YPUP includes conceptual map, goals, materials sequence, English material and worksheet, and additional task.
3. The expert validation for the development of the product design has been very well designed. The product design is interesting to be implemented in the classroom.

B. Suggestions

1. It is suggested to the English lecturer to use a worksheet which appropriate with the learners' need in their department. Not only that, but also the English lecturer should be known what the learners' need for their department in English lesson. In addition, the product of this research can be used as a primary references in teaching and learning English for students of management department.
2. It is suggested to the students of management department to use the product of this research as a primary worksheet for English lesson in their department.

3. It is suggested to the next or further researcher to conduct a research by using research and development method. While for development model, the next or further researcher can use ISD (Instructional System Design) model if the next or further researcher want to develop a printed materials such textbooks, module, worksheet, etc. ESP (English for Specific Purposes) can be used as an approach to develop a product because it can make a product suite with the English lesson.

BIBLIOGRAPHY

- Dudley-Evans & John ST. 1998. *Developments in English for Specific Purposes*, Cambridge: Cambridge University Press.
- Gall, M, D., Gall, J. P., & Borg, W. R. *Educational Research an Introduction; Third Edition*. (USA: Pearson Education, 1983), p.772.
- Ghozali, I, 2011, 'Pengembangan Buku Teks Bahasa Inggris Integratif untuk Sekolah Menengah Kejuruan: Penelitian Pengembangan Pendidikan di Sekolah Menengah Kejuruan Usaha Jasa Pariwisata di Yogyakarta', *Thesis*, Universitas SebelasMaret Semarang.
- Gustafson Kent. L & Branch Maribe. R. 2002. *Survey of Instructional Development Models*, New York: Syracuse University.
- Harsono, Y.M. 2007. 'Developing Learning Materials for Specific Purposes'. *Thesis*.Universitas Katolik Atma Jaya, Jakarta.
- Hills, Ruth. 2000. *Developing Instructional Materials in The Sloan Experiment*, University of Kentucky, Washington.
- Hutchinson, T & Waters, A 1998, *English for Specific Purposes: A Learning-Centered Approach*, Cambridge University Press, Cambridge.
- Idrus, N., H, 2009, 'Designing Learning Materials to Develop Oral Presentation Skills of The Students in STIKES Sandi Karsa Makassar', *Thesis*. UIN Alauddin Makassar.
- Khair, Miftahul., NAM, 2015, 'Developing English Learning Materials for Young Learners Based on Needs Analysis at MTSn Model Makassar', *Thesis*. UIN Alauddin Makassar.
- Latief, A 2013, *Research Methods on Language Learning: An Introduction*,Universitas Negeri Malang Press, Malang.
- Miles & Huberman, 1994, *Qualitative Data Analysis Second Edition*, SAGE Publication, London.
- Safrizal. 2013. 'Designing ESP Teaching Materials for Students of Accounting Department of Al-Azhar University Medan'. *Thesis*. Al-Azhar University Medan.
- Seels B & Glasgow Z 1998, *Making Instructional Design Decisious 2nd edition*. Upper Saddle River, NJ: Merrill, Prentice-Hall.
- Sugiyono, 2015, *Metode Penelitian Pendidikan: Pendekatan Kuantitatif, Kualitatif, dan R&D*, Alfabeta Bandung, Bandung.
- Suyadi, 2016, 'English for Specific Purposes for Accounting Students', *IJIRES*, vol. 3, no. 1, hh.144.

Tomlinson, B 1998, *Materials Development in Language Teaching*, Cambridge: Cambridge University Press.

Yassi Abd. H & Kaharuddin B. 2015. *Syllabus Design for English Language Teaching*, Trust Media Publishing, Yogyakarta.

_____, 2001, 'Materials Development' in R. Carter and D. Nunan. *The Cambridge Guide to Teaching English to Speaker of Other Languages*. Cambridge: Cambridge University Press, pp.66.

_____, 2013, *Developing Materials for Language Teaching Second Edition*. London, New Delhi, New York and Sydney: Bloomsbury Publishing Pic

APPENDICES

APPENDIX 1

QUISTIONNAIRE FOR STUDENTS

Petunjuk Pengisian

Kuesioner ini diberikan untuk pengambilan data penelitian skripsi mahasiswa jurusan Pendidikan Bahasa Inggris UIN Alauddin Makasssardan bertujuan untuk mengetahui kebutuhan materi Bahasa Inggris mahasiswa jurusan Manajemen tahun akademik 2016-2017. Oleh karena itu, harap anda mengisi instrument ini **DENGAN JUJUR** berdasarkan apa yang Anda rasakan dengan cara member tanda **CENTANG (√)** pada pilihan yang sesuai.

Identitas Mahasiswa

Nama :

Jenis Kelamin :

Umur :

Kelas/Jurusan :

1. Apakah Anda tertarik untuk belajar Bahasa Inggris dalam program studi manajemen?

| 1 | 2 | 3 | 4 |
|----------------|-----------------|----------|-----------------|
| Tidak tertarik | Kurang tertarik | tertarik | Sangat tertarik |
| | | | |

2. Menurut Anda apakah penting untuk belajar Bahasa Inggris dalam program studi manajemen?

| 1 | 2 | 3 | 4 |
|---------------|----------------|---------|----------------|
| Tidak penting | Kurang penting | Penting | Sangat penting |
| | | | |

3. Seberapa penting tujuan pembelajaran Bahasa Inggris dibawah ini untuk mata kuliah Bahasa Inggris pada program studi jurusan manajemen?

| Tujuan | 1 | 2 | 3 | 4 |
|---|---------------|----------------|---------|----------------|
| | Tidak penting | Kurang penting | Penting | Sangat penting |
| Kesuksesan pendidikan sekarang | | | | |
| Karir masa depan | | | | |
| Pengembangan diri sendiri | | | | |
| Berkunjung kenegara lain | | | | |
| Ujian | | | | |
| Melanjutkan jenjang pendidikan lanjutan | | | | |
| Komunikasi dengan penutur asli dari Inggris | | | | |
| Komunikasi dengan non-penutur asli dari Negara lain | | | | |

THE STUDENTS' LINGUISTIC NEEDS

4. Dari setiap skill Bahasa Inggris dibawah ini, bagaimana tingkat kemampuan Anda di setiap skill tersebut?

| Komponen skill bahasa inggris | 1 | 2 | 3 | 4 |
|-------------------------------|------------|-------------|------|-------------|
| | Tidak baik | Kurang baik | baik | Sangat baik |
| Bacaan (reading) | | | | |
| Berbicara (speaking) | | | | |
| Mendenger (listening) | | | | |
| Menulis (Writing) | | | | |

5. Seberapa penting skill membaca, skill berbicara skill mendengar, skill menulis untuk meningkatkan kemampuan bahasa Inggris di program studi manajemen?

| Komponen skill bahasa inggris | 1 | 2 | 3 | 4 |
|-------------------------------|---------------|----------------|---------|----------------|
| | Tidak penting | Kurang penting | Penting | Sangat penting |
| Bacaan (reading) | | | | |
| Berbicara (speaking) | | | | |
| Mendenger (listening) | | | | |
| Menulis (Writing) | | | | |

6. Berikan pendapat anda, seberapa penting topik-topik berikut dipelajari untuk mengembangkan kemampuan bahasa Inggris anda di mata kuliah Bahasa Inggris?

| | 1 | 2 | 3 | 4 |
|--|---|---|---|---|
| | | | | |

| Topik- topic | Tidak penting | Kurang penting | Penting | Sangat penting |
|--|---------------|----------------|---------|----------------|
| Ekonomi Makro-Mikro (Macro-Micro Economic) | | | | |
| Perpajakan (taxes) | | | | |
| Organisasi bisnis (Bussiness Organization) | | | | |
| Tawar menaar (Bargaining) | | | | |
| Surat resmi bisnis (Bussiness Letter) | | | | |
| Perjalanan bisnis (Official Travel) | | | | |
| Perniagaan Elektronik (E-Comer) | | | | |
| Periklanan (Advertising) | | | | |
| Expor- Impor (Export-Import) | | | | |
| Perbankan (Banking) | | | | |
| Hukum Bisnis (Bussiness Law) | | | | |
| Ekonomi Islam (Islamic Economic) | | | | |
| Keuangan (Budgeting Organization) | | | | |
| Asuransi (Insurence) | | | | |

THE SUDENTS' LEARNING NEED

7. Selama belajar Bahasa Inggris, apakah Anda pernah mengalami permasalahan atau kesulitan di bawah ini:

| Permasalahan bahasa Inggris | 1 | 2 | 3 | 4 |
|--|--------------|--------|--------|--------|
| | Tidak pernah | Jarang | Sering | Selalu |
| Kurang kosa kata | | | | |
| Kurang percaya diri | | | | |
| Takut membuat kesalahan | | | | |
| Kurang ide atau gagasan | | | | |
| Sulit untuk mengucapkan kosa kata Bahasa Inggris | | | | |
| Kurangnya pengetahuan tata bahasa dalam Bahasa Inggris | | | | |

Learning Preferences

8. Terkait dengan pembelajaran Bahasa Inggris, silahkan berikan pendapat Anda tentang pentingnya model pembelajaran pada skill reading (bacaan) dalam bahasa Inggris!

| Model-model pembelajaran pada skill Reading (bacaan) | 1 | 2 | 3 | 4 |
|--|---------------|----------------|---------|----------------|
| | Tidak penting | Kurang penting | Penting | Sangat penting |
| | | | | |

| | | | | |
|----------------------|--|--|--|--|
| Membaca secara cepat | | | | |
| Membaca intensif | | | | |

9. Terkait dengan pembelajaran Bahasa Inggris, silahkan berikan pendapat Anda tentang pentingnya model pembelajaran pada skill speaking (berbicara) dalam bahasa Inggris!

| Model-model pembelajaran pada skill Speaking (berbicara) | 1 | 2 | 3 | 4 |
|--|---------------|----------------|---------|----------------|
| | Tidak penting | Kurang penting | Penting | Sangat penting |
| Melaporkan kembali | | | | |
| Simulasi percakapan | | | | |
| Mewancarai | | | | |

10. Terkait dengan pembelajaran Bahasa Inggris, silahkan berikan pendapat Anda tentang pentingnya model pembelajaran pada skill listening (mendengar) dalam bahasa Inggris!

| Model-model pembelajaran pada skill listening (mendengar) | 1 | 2 | 3 | 4 |
|---|---------------|----------------|---------|----------------|
| | Tidak penting | Kurang penting | Penting | Sangat penting |
| Mendengarkan dan menulis | | | | |
| Menonton video | | | | |
| Melengkapi teks berdasarkan audio | | | | |
| Menebak gambar | | | | |

11. Terkait dengan pembelajaran Bahasa Inggris, silahkan berikan pendapat Anda tentang pentingnya model pembelajaran pada skill writing (menulis) dalam bahasa Inggris!

| Model-model pembelajaran pada skill Writing (menulis) | 1 | 2 | 3 | 4 |
|---|---------------|----------------|---------|----------------|
| | Tidak penting | Kurang penting | Penting | Sangat penting |
| Menulis laporan-laporan | | | | |
| Mengembangkan ide pokok yang diberikan | | | | |
| Menulis surat formal dan informal | | | | |
| Mengarang | | | | |

Learning Styles

12. Berikan pendapat anda tentang betapa pentingnya metode pengejaran dibawah ini untuk mengejar bahasa Inggris sebagai gaya pembelajaran!

| Gaya pembelajaran | 1 | 2 | 3 | 4 |
|---|---------------|----------------|---------|----------------|
| | Tidak penting | Kurang penting | Penting | Sangat penting |
| Permainan | | | | |
| Gambar | | | | |
| Film dan video | | | | |
| Bericara berpasangan | | | | |
| Role play | | | | |
| Belajar sendiri | | | | |
| Mengerjakan tugas | | | | |
| Kelompok kecil | | | | |
| Kelompok besar | | | | |
| Berbicara bahasa Inggris dengan teman-teman | | | | |

KUESIONER/ANGKET UNTUK INTERVIEW

Nama :

Jenis Kelamin :

Umur :

Kelas/Jurusan :

1. Apakah Anda tertarik untuk belajar Bahasa Inggris dalam program studi manajemen?
 - a. Tidak tertarik
 - b. Kurang tertarik
 - c. Tertarik
 - d. Sangat tertarik

Jika jawaban Anda adalah tertarik, apa alasanmu?

2. Menurut Anda, apakah penting untuk belajar Bahasa Inggris dalam program studi manajemen?
 - a. Tidak penting
 - b. Kurang penting
 - c. Penting
 - d. Sangat penting

Jika jawaban Anda adalah penting, apa alasanmu?

3. Menurut Anda, apa tujuan anda jika bisa berbahasa inggris?
 - a. Untuk kesuksesan pendidikan sekarang
 - b. Untuk mendapatkan sebuah pekerjaan
 - c. Untuk mengunjungi negara lain
 - d. Untuk melanjutkan pendidikan

Apa alasan Anda memilih tujuan tersebut?

4. Menurut Anda, Seberapa penting skill membaca, skill berbicara, skill mendengar, skill menulis untuk meningkatkan kemampuan bahasa Inggris Anda? Apa alasan anda?
5. Menurut Anda, apakah kosakata seharusnya diberikan disetiap topik-topik pembelajaran? Apa alasan anda?

APPENDIX 2

INTERVIEW GUIDE FOR STUDENTS

PANDUAN WAWANCARA UNTUK SISWA

1. Apakah anda tertarik belajar Bahasa Inggris di jurusan anda?
 - a. Tidak tertarik
 - b. Kurang tertarik
 - c. Tertarik
 - d. Sangat tertarik
2. Menurut anda, seberapa penting belajar Bahasa Inggris di jurusan anda?
 - a. Tidak penting
 - b. Kurang penting
 - c. Penting
 - d. Sangat penting
3. Menurut anda, apa tujuan anda mempelajari Bahasa Inggris?
 - a. Untuk kesuksesan Pendidikan
 - b. Untuk mendapat pekerjaan
 - c. Untuk mengunjungi negara lain
 - d. Untuk melanjutkan Pendidikan
4. Seberapa penting skill reading, speaking, listening, dan writing untuk meningkatkan kemampuan Bahasa Inggris di jurusan anda?
5. Menurut anda, haruskah disediakan kosa kata di setiap topik?

APPENDIX 3
THE STUDENTS INTERVIEW TRANSCRIPT

TRANSKRIP INTERVIEW SISWA

NAMA : MUTIARASANI

UMUR : 21

Sangat Tertarik

Alasannya saya pilih sangat tertarik kenapa karena menurut saya, pertama itu bahasa Inggris memang saya suka walaupun saya tidak tau yang kedua memang bahasa Inggris ini berhubungan sama manajemen kan.

Penting

Alasannya Bahasa Inggris itu akan ada di manajemen baik itu dalam lingkungan pekerjaan nanti atau mungkin sementara dalam studi pasti ada Bahasa Inggris.

Tujuan : untuk mendapatkan pekerjaan

Alasannya : pasti dalam pekerjaan

Menurut saya sangat penting yaa karena pertama kalau tidak bisa baca Bahasa Inggris otomatis tidak pintar Bahasa Inggris juga apalagi kalau tidak bisa mendengar orang mengucapkan Bahasa Inggris itu juga sangat penting itu berhubungan semua itu berkaitan semua dengan Bahasa Inggris.

Penambahan kosa-kata

Menurut saya harus alasannya karena dari diri saya sendiri kurang kosa-kata. Menurut saya setiap pembelajaran itu harusnya diharuskan menghafal kosa-kata yang berhubungan dengan pelajaran untuk memperbanyak kosa-kata.

NAMA : CICI

UMUR : 22

Sangat tertarik

Alasannya karena pada saat misalnya nanti selesai pendidikan terus masuk dalam dunia bisnis harus menguasai Bahasa Inggris bisa go internasional supaya bisa berinteraksi dengan orang-orang di luar negeri.

Sangat penting

Alasannya karena dimana-mana yang dibutuhkan itu selalu yang paling utama Bahasa Inggris yang pertama supaya orang bisa lebih berkomunikasi cepat mengerti karena kebanyakan program-program menggunakan Bahasa Inggris.

Kalau menurut saya, diantara pilihan itu saya memilih semuanya.

Alasannya kesuksesan untuk pendidikan sekarang juga bagus pendidikan sekarang bisa berprestasi dan teman-teman yang lain kalau menguasai Bahasa Inggris terus lebih mudah mendapatkan pekerjaan apalagi di bagian utamanya di bagian akunting walaupun kita lihat dari bagian jurusan manajemen kita menggunakan Bahasa Inggris apalagi punya cita-cita mengunjungi negara lain untuk berbisnis menjadi saat sukses di negara lain kalau bisa melanjutkan pendidikan S2 itu di luar negeri menggunakan Bahasa Inggris.

Kalau saya menurut saya sangat penting kemampuan untuk membaca, berbicara, mendengar dan menulis karena memang dari kecil saya suka Bahasa Inggris walaupun sekarang saya tidak terlalu menguasainya tapi saya berusaha untuk menguasainya sampai penyelesaian pendidikan agar kedepannya bisa lebih sukses lagi. Pentingnya skill membaca, jadi kalau kita membaca Bahasa Inggris kalau kita tau itu banyanya seperti apa kan tulisannya dengan cara bacanya kalau kita baca dengan benar kan bagus karena kalau di salah di baca na ketawaikan orang bilang tidak sesuai. Skill berbicara juga kalau Bahasa Inggris tidak terlalu kentara "R" nya kalau orang Indonesia itu terlalu kentara "R" nya berbicara. Jadi berbicara sangat penting supaya bisa berbicara ala orang barat. Skill mendengar menurut saya juga sangat penting walaupun kita biasa mendengar tapi kita menulis tidak sesuai dengan yang di dengar karena kurang mampu, jadi menurut saya sangat penting itu.

NAMA : RISKI

UMUR : 20

Tertarik

Alasannya karena masa sekarang ini bahasa Inggris sangat penting digunakan dalam kehidupan sehari-hari. Contohnya dalam pekerjaan, mengetahui bahasa Inggris itu sangat membantu pekerjaan di bidang manajemen.

Penting Sekali Belajar Bahasa Inggris

Alasannya pekerjaan di bidang manajemen itu mesti menguasai bahasa Inggris, terlebih bila berada di bidang manajemen pemasaran.

Tujuan: Berbicara dengan Turis/Bule, Mempromosikan produk sesuai bidang pekerjaan

Keempat skill dalam bahasa Inggris sangat penting. Skill yang disukai READING.

Kesulitan dalam kosakata, terlebih saat mengucapkan. Dengan adanya bantuan kosakata, membantu menambah jumlah pemahaman kosakata yang berkaitan dengan kejuruan.

APPENDIX 4

OBSERVATION SHEET FOR EXPERTS AND LECTURERS

| Pernyataan | Skala Penilaian | | | |
|---|-----------------|---|---|---|
| | 1 | 2 | 3 | 4 |
| 1. Content | | | | |
| 1.1. The material cover a variety of topics and situation | | | | |
| 1.2. They are arranged in a logical sequence on the basis of topic or theme. | | | | |
| 1.3. The themes and topics are relevant to syllabus aims. | | | | |
| 1.4. The materials are organized attractively. | | | | |
| 1.5. The materials are organized in logically ordered tasks. | | | | |
| 1.6. The materials give students to understand English with integrated skill, Speaking, Writing, Reading and Listening. | | | | |
| 2. Systematic Content of English | | | | |
| 2.1. The integrated skills are appropriate to the student level and needs. | | | | |
| 2.2. There is an attempt to bring in vocabulary relevant to the students need. | | | | |
| 2.3. There are four skills (Speaking, Writing, Reading and Listening) in each topic. | | | | |
| 3. Activities/ Exercises/ Tasks | | | | |
| 3.1. The activities, exercises and tasks are interesting. | | | | |
| 3.2. The activities, exercises and task are aimed at developing student | | | | |

comprehension.

- 3.3. They provide for a real world use of language in daily lives.
- 3.4. The situations of the activities, exercises and tasks in each skill are appropriate to the learner's level and need.
- 3.5. The activities, exercises and tasks provide for varying learning arrangement like pairs and working individually.
- 3.6. The activities, exercises and tasks focus on student's comprehension for each skill.
- 3.7. Do the activities, exercises and tasks allow for an integrated of language skills.
- 3.8. The activities, exercises and tasks allow for the teacher's initiative to modify the activities.
- 3.9. The instruction for the activities, exercises and tasks are simple and clear.

4. Supplementary Materials

- 4.1. There are disks for listening comprehension available.
- 4.2. There are some games available in review.
- 4.3. There are some other supplementary materials like sources of authentic materials available.

5. Illustration

- 5.1. The materials have illustrations.
- 5.2. The materials illustrations are attractive and motivating.

APENDIX 5

The learners' acceptability towards the teaching materials' contents

| Declaration | Description | | | | Average |
|--|-------------|---|----|----|---------|
| | 1 | 2 | 3 | 4 | |
| 6. Content | | | | | |
| 6.1.The material cover a variety of topics and situation appropriate to the learners' level and needs. | | | 26 | 2 | 3.07 |
| 6.2.The themes and topics are relevant to the learners needs. | | 2 | 23 | 3 | 3.03 |
| 6.3.The materials are organized attractively. | | | 21 | 7 | 2.25 |
| 6.4.The materials give students to understand English with integrated skill, Speaking, Writing, Reading and Listening. | | | 16 | 12 | 3.42 |
| 7. Systematic Content of English | | | | | |
| 7.1. The integrated skills are appropriate to the student level and needs. | | 4 | 20 | 4 | 3 |
| 7.2. There is an attempt to bring in vocabulary relevant to the students need. | | 2 | 23 | 3 | 3.03 |
| 7.3. There are four skills (Speaking, Writing, Reading and Listening) in each topic. | | 2 | 19 | 7 | 3.17 |
| 8. Activities/Tasks | | | | | |
| 8.1. The activities and tasks are interesting. | 1 | 1 | 21 | 5 | 3.07 |
| 8.2. The activities and task are aimed at developing student comprehension. | 1 | 5 | 13 | 9 | 3.07 |
| 8.3. The situations of the activities and tasks in each skill are appropriate to the learner's level and need. | 1 | 5 | 13 | 9 | 2.89 |
| 8.4. The activities and tasks provide for varying learning arrangement like pairs and working individually. | | 5 | 21 | 2 | 2.92 |
| 8.5.The activities and tasks focus on student's | 1 | 3 | 23 | 11 | 2.85 |

| | | | | | |
|--|---|------------------------|----|---|------|
| comprehension for each skill. | | | | | |
| 8.6.The activities and tasks allow for an integrated of language skills. | | 4 | 19 | 5 | 3.03 |
| 8.7.The instruction for the activities and tasks are simple and clear. | 1 | 3 | 20 | 4 | 2.96 |
| 9. Supplementary Materials | | | | | |
| 9.1. There are disks for listening comprehension available. | 2 | 4 | 18 | 4 | 2.85 |
| 9.2. There are some games available in review. | | 5 | 17 | 6 | 3.03 |
| 10. Illustration | | | | | |
| 10.1. The materials have illustrations. | | 5 | 18 | 5 | 3 |
| 10.2. The materials illustrations are attractive and motivating. | | 3 | 16 | 9 | 3.21 |
| Total Average Score | | | | | 3 |
| 0 – 1.50 = bad | | 2.51 – 3.50 = good | | | |
| 1.51 – 2.50 = sufficed | | 3.51- 4.00 = very good | | | |

APPENDIX 6

The Result of Need Analysis Question

The result of the teaching materials review of experts

| RSP | SCORES OF EACH QUESTIONS | | | | | | | | | | | | | | | | | | | | | | | $\sum X$ | $\sum X$ | |
|-----------|--------------------------|---|---|---|---|---|---|---|---|-----|----|----|----|----|----|----|----|----|----|----|----|----|----|----------|----------|------|
| | 1 | 2 | 3 | 4 | 5 | 6 | 7 | 8 | 9 | 10 | 11 | 12 | 13 | 14 | 15 | 16 | 17 | 18 | 19 | 20 | 21 | 22 | 23 | | | |
| 1 | 4 | 4 | 4 | 4 | 4 | 4 | 4 | 4 | 4 | 4 | 4 | 4 | 4 | 4 | 4 | 4 | 4 | 4 | 4 | 4 | 4 | 4 | 4 | 4 | 92 | 4 |
| 2 | 4 | 4 | 4 | 4 | 4 | 4 | 4 | 4 | 4 | 3 | 4 | 4 | 4 | 4 | 4 | 4 | 4 | 4 | 4 | 4 | 4 | 4 | 4 | 4 | 91 | 3,95 |
| $\sum X$ | 8 | 8 | 8 | 8 | 8 | 8 | 8 | 8 | 8 | 7 | 8 | 8 | 8 | 8 | 8 | 8 | 8 | 8 | 8 | 8 | 8 | 8 | 8 | 8 | 183 | |
| \bar{X} | 4 | 4 | 4 | 4 | 4 | 4 | 4 | 4 | 4 | 3,5 | 4 | 4 | 4 | 4 | 4 | 4 | 4 | 4 | 4 | 4 | 4 | 4 | 4 | 4 | | |

Keterangan:

RSP : Respondent \bar{X} =

1-23 : Questions $\frac{183}{2} = 91,5$

1 = does not meet the standards 3 = meet the standards

2 = meet the standards 4 = above the standard

The result of the students' acceptability towards the teaching materials' contents

| RSP | SCORES OF EACH QUESTIONS | | | | | | | | | | | | | | | | | | $\sum X$ | $\sum X^2$ |
|-----|--------------------------|---|---|---|---|---|---|---|---|----|----|----|----|----|----|----|----|----|----------|------------|
| | 1 | 2 | 3 | 4 | 5 | 6 | 7 | 8 | 9 | 10 | 11 | 12 | 13 | 14 | 15 | 16 | 17 | 18 | | |
| 1 | 3 | 3 | 4 | 4 | 3 | 3 | 3 | 3 | 4 | 3 | 4 | 3 | 3 | 3 | 4 | 3 | 3 | 4 | 60 | 3,33 |
| 2 | 3 | 4 | 3 | 3 | 3 | 3 | 3 | 4 | 4 | 3 | 3 | 3 | 3 | 3 | 3 | 3 | 3 | 3 | 57 | 3,16 |
| 3 | 3 | 3 | 3 | 4 | 3 | 4 | 3 | 3 | 3 | 4 | 3 | 3 | 3 | 3 | 3 | 3 | 3 | 3 | 57 | 3,16 |
| 4 | 3 | 3 | 4 | 4 | 3 | 3 | 3 | 2 | 2 | 3 | 3 | 3 | 3 | 3 | 4 | 4 | 4 | 4 | 58 | 3,22 |
| 5 | 3 | 3 | 3 | 3 | 3 | 3 | 3 | 3 | 3 | 3 | 3 | 3 | 3 | 3 | 3 | 3 | 3 | 3 | 54 | 3 |
| 6 | 3 | 3 | 3 | 4 | 2 | 2 | 3 | 3 | 3 | 2 | 2 | 3 | 3 | 2 | 3 | 3 | 2 | 3 | 49 | 2,72 |
| 7 | 3 | 3 | 3 | 3 | 3 | 3 | 3 | 3 | 3 | 3 | 3 | 3 | 3 | 3 | 3 | 3 | 3 | 3 | 54 | 3 |
| 8 | 3 | 2 | 4 | 3 | 4 | 3 | 4 | 1 | 2 | 3 | 2 | 1 | 2 | 3 | 1 | 2 | 3 | 3 | 46 | 2,55 |
| 9 | 3 | 3 | 4 | 3 | 2 | 3 | 2 | 4 | 2 | 3 | 3 | 2 | 3 | 4 | 2 | 2 | 4 | 4 | 53 | 2,94 |
| 10 | 3 | 3 | 3 | 4 | 2 | 3 | 4 | 4 | 4 | 3 | 3 | 2 | 2 | 2 | 1 | 2 | 4 | 4 | 53 | 2,94 |
| 11 | 4 | 4 | 4 | 4 | 4 | 4 | 4 | 3 | 4 | 3 | 4 | 3 | 4 | 3 | 4 | 4 | 4 | 4 | 66 | 3,66 |
| 12 | 3 | 3 | 3 | 4 | 3 | 2 | 3 | 3 | 3 | 2 | 2 | 3 | 3 | 1 | 3 | 3 | 3 | 3 | 50 | 2,77 |
| 13 | 3 | 3 | 3 | 3 | 4 | 3 | 4 | 3 | 4 | 3 | 2 | 4 | 2 | 3 | 3 | 3 | 2 | 3 | 55 | 3,05 |
| 14 | 4 | 4 | 4 | 3 | 3 | 4 | 3 | 3 | 4 | 3 | 2 | 3 | 3 | 4 | 2 | 3 | 2 | 3 | 56 | 3,11 |
| 15 | 3 | 3 | 3 | 4 | 3 | 3 | 3 | 3 | 3 | 4 | 3 | 3 | 2 | 3 | 3 | 3 | 2 | 2 | 53 | 2,94 |
| 16 | 3 | 3 | 3 | 4 | 3 | 3 | 4 | 4 | 1 | 3 | 4 | 3 | 4 | 3 | 3 | 2 | 3 | 4 | 57 | 3,16 |
| 17 | 3 | 3 | 3 | 3 | 3 | 3 | 3 | 3 | 3 | 3 | 3 | 3 | 4 | 4 | 3 | 3 | 3 | 4 | 57 | 3,16 |
| 18 | 3 | 3 | 3 | 4 | 3 | 3 | 3 | 3 | 4 | 3 | 3 | 3 | 3 | 3 | 4 | 3 | 3 | 4 | 58 | 3,22 |
| 19 | 3 | 3 | 3 | 3 | 3 | 3 | 3 | 3 | 3 | 3 | 2 | 3 | 3 | 3 | 3 | 3 | 3 | 3 | 53 | 2,94 |

| | | | | | | | | | | | | | | | | | | | | |
|----------|------|------|------|------|----|------|------|------|------|------|------|------|------|------|------|------|----|------|------|------|
| 20 | 3 | 3 | 4 | 3 | 3 | 3 | 2 | 3 | 3 | 3 | 2 | 3 | 3 | 3 | 2 | 4 | 3 | 4 | 53 | 2,94 |
| 21 | 3 | 3 | 3 | 3 | 3 | 3 | 3 | 2 | 3 | 3 | 3 | 3 | 3 | 3 | 3 | 4 | 3 | 3 | 54 | 3 |
| 22 | 3 | 3 | 3 | 4 | 3 | 3 | 3 | 4 | 2 | 3 | 3 | 3 | 4 | 3 | 3 | 4 | 4 | 4 | 59 | 3,27 |
| 23 | 3 | 3 | 4 | 3 | 3 | 3 | 3 | 3 | 2 | 2 | 3 | 3 | 3 | 3 | 3 | 3 | 3 | 53 | 2,94 | |
| 24 | 3 | 3 | 3 | 4 | 3 | 3 | 4 | 3 | 3 | 3 | 4 | 3 | 3 | 2 | 3 | 3 | 2 | 55 | 3,05 | |
| 25 | 3 | 3 | 4 | 3 | 3 | 3 | 3 | 4 | 3 | 3 | 4 | 3 | 4 | 3 | 3 | 4 | 3 | 59 | 3,27 | |
| 26 | 3 | 2 | 3 | 3 | 2 | 3 | 3 | 2 | 3 | 2 | 3 | 3 | 3 | 3 | 2 | 2 | 2 | 46 | 2,55 | |
| 27 | 3 | 3 | 3 | 3 | 4 | 3 | 4 | 3 | 4 | 3 | 4 | 3 | 3 | 4 | 3 | 3 | 3 | 59 | 3,27 | |
| 28 | 3 | 3 | 3 | 3 | 3 | 3 | 3 | 3 | 3 | 3 | 3 | 3 | 3 | 3 | 3 | 3 | 3 | 54 | 3 | |
| $\sum X$ | 86 | 85 | 91 | 96 | 84 | 85 | 89 | 86 | 86 | 81 | 82 | 80 | 85 | 83 | 80 | 85 | 84 | 90 | 1538 | |
| $\sum Y$ | 3,07 | 3,03 | 3,25 | 3,42 | 3 | 3,03 | 3,17 | 3,07 | 3,07 | 2,89 | 2,92 | 2,85 | 3,03 | 2,96 | 2,85 | 3,03 | 3 | 3,21 | | |

Keterangan:

RSP : Responden

\bar{X} =

$$\frac{1538}{28} = 54,92$$

3-23 : Butir Peranyaan

1 = does not meet the standards 3 = meet the standards

2 = meet the standards 4 = above the standard

The Result of Need Analysis Question 1-2

| RSP | SKOR SETIAP BUTIR PERTANYAAN | | ΣX |
|------------|------------------------------|-----|------------|
| | 1 | 2 | |
| 1 | 4 | 4 | 8 |
| 2 | 4 | 4 | 8 |
| 3 | 4 | 4 | 8 |
| 4 | 4 | 4 | 8 |
| 5 | 4 | 4 | 8 |
| 6 | 3 | 3 | 6 |
| 7 | 3 | 4 | 7 |
| 8 | 3 | 4 | 7 |
| 9 | 3 | 4 | 7 |
| 10 | 3 | 4 | 7 |
| 11 | 3 | 4 | 7 |
| 12 | 3 | 3 | 6 |
| 13 | 4 | 4 | 8 |
| 14 | 4 | 4 | 8 |
| 15 | 4 | 4 | 8 |
| 16 | 4 | 4 | 8 |
| 17 | 3 | 3 | 6 |
| 18 | 3 | 4 | 7 |
| 19 | 3 | 4 | 7 |
| 20 | 2 | 4 | 6 |
| 21 | 2 | 3 | 5 |
| 22 | 3 | 4 | 7 |
| 23 | 3 | 4 | 7 |
| 24 | 3 | 4 | 7 |
| 25 | 3 | 3 | 6 |
| 26 | 3 | 4 | 7 |
| 27 | 4 | 4 | 8 |
| 28 | 4 | 4 | 8 |
| 29 | 3 | 4 | 7 |
| 30 | 3 | 3 | 6 |
| 31 | 3 | 4 | 7 |
| 32 | 3 | 4 | 7 |
| 33 | 3 | 3 | 6 |
| 34 | 3 | 3 | 6 |
| 35 | 3 | 4 | 7 |
| 36 | 1 | 4 | 5 |
| ΣX | 115 | 136 | 251 |

| | | | |
|------------|------|------|--|
| ΣX | 3,19 | 3,77 | |
|------------|------|------|--|

Keterangan:

RSP : Responden

$X1 =$

1-2 : Butir Pertanyaan

$\frac{251}{36} = 6,97$

1 = Tidak memenuhi standar

3 = memenuhi standar

2 = Memenuhi standar

4 = Di atas standar

The Result of Need Analysis Question 3

| RSP | SKOR SETIAP BUTIR PERTANYAAN | | | | | | | | ΣX |
|------------|------------------------------|-----|-----|-----|-----|-----|-----|-----|------------|
| | 1 | 2 | 3 | 4 | 5 | 6 | 7 | 8 | |
| 1 | 4 | 4 | 4 | 4 | 4 | 4 | 4 | 4 | 32 |
| 2 | 3 | 4 | 4 | 4 | 4 | 4 | 4 | 4 | 31 |
| 3 | 4 | 4 | 4 | 3 | 4 | 3 | 3 | 3 | 28 |
| 4 | 4 | 4 | 4 | 3 | 4 | 4 | 3 | 3 | 29 |
| 5 | 3 | 3 | 4 | 3 | 3 | 4 | 3 | 3 | 26 |
| 6 | 3 | 4 | 4 | 4 | 3 | 4 | 4 | 4 | 30 |
| 7 | 4 | 4 | 4 | 4 | 4 | 4 | 4 | 3 | 31 |
| 8 | 3 | 4 | 4 | 4 | 0 | 4 | 4 | 0 | 23 |
| 9 | 3 | 4 | 4 | 4 | 3 | 3 | 4 | 3 | 28 |
| 10 | 3 | 3 | 3 | 0 | 0 | 3 | 0 | 0 | 12 |
| 11 | 3 | 3 | 3 | 2 | 3 | 3 | 3 | 2 | 22 |
| 12 | 3 | 4 | 3 | 4 | 3 | 3 | 4 | 3 | 27 |
| 13 | 3 | 4 | 4 | 3 | 3 | 4 | 2 | 2 | 25 |
| 14 | 3 | 3 | 3 | 3 | 3 | 3 | 3 | 3 | 24 |
| 15 | 4 | 4 | 4 | 4 | 3 | 4 | 3 | 3 | 29 |
| 16 | 4 | 4 | 4 | 4 | 4 | 4 | 4 | 3 | 31 |
| 17 | 4 | 4 | 4 | 3 | 4 | 4 | 3 | 3 | 29 |
| 18 | 3 | 4 | 4 | 3 | 3 | 4 | 4 | 4 | 29 |
| 19 | 3 | 4 | 4 | 3 | 3 | 4 | 4 | 4 | 29 |
| 20 | 4 | 4 | 4 | 3 | 3 | 4 | 4 | 4 | 30 |
| 21 | 4 | 4 | 4 | 4 | 4 | 4 | 4 | 4 | 32 |
| 22 | 3 | 4 | 3 | 4 | 4 | 3 | 3 | 3 | 27 |
| 23 | 4 | 4 | 4 | 4 | 4 | 4 | 4 | 4 | 32 |
| 24 | 3 | 4 | 3 | 4 | 2 | 3 | 3 | 3 | 25 |
| 25 | 3 | 4 | 4 | 4 | 3 | 4 | 4 | 2 | 28 |
| 26 | 3 | 3 | 3 | 4 | 4 | 3 | 4 | 3 | 27 |
| 27 | 2 | 3 | 3 | 4 | 3 | 0 | 4 | 4 | 23 |
| 28 | 4 | 4 | 4 | 4 | 4 | 3 | 4 | 4 | 31 |
| 29 | 3 | 4 | 4 | 4 | 4 | 4 | 4 | 4 | 31 |
| 30 | 4 | 4 | 4 | 4 | 4 | 4 | 4 | 4 | 32 |
| 31 | 3 | 4 | 4 | 4 | 4 | 4 | 3 | 3 | 29 |
| 32 | 3 | 4 | 4 | 3 | 4 | 3 | 3 | 3 | 27 |
| 33 | 3 | 3 | 3 | 4 | 3 | 3 | 4 | 3 | 26 |
| 34 | 3 | 3 | 4 | 3 | 3 | 3 | 3 | 3 | 25 |
| 35 | 3 | 4 | 3 | 4 | 3 | 4 | 3 | 3 | 27 |
| 36 | 3 | 3 | 4 | 4 | 4 | 4 | 3 | 3 | 28 |
| ΣX | 119 | 135 | 134 | 127 | 118 | 127 | 124 | 111 | 995 |

| | | | | | | | | | |
|------------------|------|------|------|------|------|-------|------|------|--|
| $\bar{\Sigma X}$ | 3,30 | 3,75 | 3,72 | 3,52 | 3,27 | 3,527 | 3,44 | 3,08 | |
|------------------|------|------|------|------|------|-------|------|------|--|

Keterangan:

RSP : Responden

X1 =

1- 8 : Butir Pertanyaan

995 =
36

1 = Tidak memenuhi standar

3 = memenuhi standar

2 = Memenuhi standar

4 = Di atas standar

The Result of Need Analysis Question 4

| RSP | SKOR SETIAP BUTIR PERTANYAAN | | | | ΣX |
|-----|------------------------------|---|---|---|------------|
| | 1 | 2 | 3 | 4 | |
| 1 | 3 | 3 | 3 | 3 | 12 |
| 2 | 3 | 3 | 3 | 3 | 12 |
| 3 | 3 | 2 | 3 | 3 | 11 |
| 4 | 3 | 2 | 3 | 3 | 11 |
| 5 | 3 | 2 | 4 | 3 | 12 |
| 6 | 2 | 2 | 3 | 3 | 10 |
| 7 | 2 | 2 | 2 | 3 | 9 |
| 8 | 2 | 2 | 3 | 4 | 11 |
| 9 | 3 | 2 | 2 | 3 | 10 |
| 10 | 2 | 2 | 0 | 0 | 4 |
| 11 | 2 | 0 | 0 | 0 | 2 |
| 12 | 3 | 2 | 2 | 3 | 10 |
| 13 | 3 | 2 | 2 | 3 | 10 |
| 14 | 3 | 3 | 3 | 2 | 11 |
| 15 | 2 | 1 | 3 | 2 | 8 |
| 16 | 2 | 1 | 3 | 3 | 9 |
| 17 | 2 | 2 | 2 | 3 | 9 |
| 18 | 4 | 2 | 4 | 2 | 12 |
| 19 | 3 | 2 | 3 | 2 | 10 |
| 20 | 3 | 2 | 3 | 2 | 10 |
| 21 | 3 | 3 | 2 | 2 | 10 |
| 22 | 3 | 3 | 3 | 3 | 12 |

| | | | | | |
|-----------------------|------|------|------|------|-----|
| 23 | 3 | 2 | 3 | 3 | 11 |
| 24 | 3 | 2 | 2 | 3 | 10 |
| 25 | 2 | 2 | 2 | 3 | 9 |
| 26 | 2 | 1 | 1 | 2 | 6 |
| 27 | 1 | 1 | 1 | 1 | 4 |
| 28 | 4 | 4 | 4 | 4 | 16 |
| 29 | 2 | 1 | 2 | 4 | 9 |
| 30 | 1 | 1 | 2 | 2 | 6 |
| 31 | 3 | 2 | 2 | 3 | 10 |
| 32 | 3 | 3 | 2 | 3 | 11 |
| 33 | 3 | 2 | 3 | 2 | 10 |
| 34 | 2 | 2 | 2 | 2 | 8 |
| 35 | 3 | 2 | 2 | 2 | 9 |
| 36 | 3 | 2 | 2 | 2 | 9 |
| ΣX | 94 | 72 | 86 | 91 | 343 |
| $\overline{\Sigma X}$ | 2.59 | 1.99 | 2.41 | 2.51 | |

Keterangan:

RSP : Responden

X_1 =

1-4 : Butir Pertanyaan

$\frac{343}{36}$ =

1 = Tidak memenuhi standar

3 = memenuhi standar

2 = Memenuhi standar

4 = Di atas standar

The Result of Need Analysis Question 5

| RSP | SKOR SETIAP BUTIR PERTANYAAN | | | | ΣX |
|------------|------------------------------|-----|-----|-----|------------|
| | 1 | 2 | 3 | 4 | |
| 1 | 4 | 4 | 4 | 4 | 16 |
| 2 | 4 | 4 | 4 | 4 | 16 |
| 3 | 4 | 4 | 4 | 4 | 16 |
| 4 | 4 | 4 | 4 | 4 | 16 |
| 5 | 3 | 2 | 4 | 3 | 12 |
| 6 | 3 | 3 | 3 | 3 | 12 |
| 7 | 3 | 4 | 4 | 4 | 15 |
| 8 | 3 | 4 | 4 | 4 | 15 |
| 9 | 3 | 4 | 3 | 3 | 13 |
| 10 | 3 | 3 | 0 | 0 | 6 |
| 11 | 3 | 0 | 0 | 0 | 3 |
| 12 | 3 | 4 | 3 | 4 | 14 |
| 13 | 4 | 3 | 3 | 2 | 12 |
| 14 | 3 | 3 | 3 | 3 | 12 |
| 15 | 4 | 4 | 4 | 4 | 16 |
| 16 | 4 | 4 | 4 | 4 | 16 |
| 17 | 3 | 4 | 4 | 4 | 15 |
| 18 | 3 | 3 | 3 | 3 | 12 |
| 19 | 3 | 4 | 3 | 3 | 13 |
| 20 | 4 | 4 | 4 | 4 | 16 |
| 21 | 3 | 2 | 3 | 3 | 11 |
| 22 | 3 | 3 | 3 | 2 | 11 |
| 23 | 4 | 4 | 4 | 4 | 16 |
| 24 | 3 | 4 | 4 | 3 | 14 |
| 25 | 4 | 4 | 4 | 4 | 16 |
| 26 | 3 | 3 | 3 | 3 | 12 |
| 27 | 3 | 3 | 3 | 3 | 12 |
| 28 | 4 | 4 | 4 | 4 | 16 |
| 29 | 4 | 4 | 4 | 4 | 16 |
| 30 | 4 | 4 | 4 | 4 | 16 |
| 31 | 4 | 4 | 3 | 4 | 15 |
| 32 | 3 | 3 | 4 | 3 | 13 |
| 33 | 3 | 4 | 3 | 3 | 13 |
| 34 | 4 | 4 | 4 | 4 | 16 |
| 35 | 3 | 4 | 3 | 3 | 10 |
| 36 | 4 | 2 | 2 | 4 | 8 |
| ΣX | 121 | 125 | 120 | 115 | 481 |

| | | | | | |
|------------------|------|------|------|------|--|
| $\bar{\Sigma X}$ | 3,45 | 3,47 | 3,33 | 3,28 | |
|------------------|------|------|------|------|--|

Keterangan:

RSP : Responden

ΣX =

1-4 : Butir Pertanyaan

$\frac{481}{36}$ =

1 = Tidak memenuhi standar

3 = memenuhi standar

2 = Memenuhi standar

4 = Di atas standar

The Result of Need Analysis Question 6

| RSP | SKOR SETIAP BUTIR PERTANYAAN | | | | | | | | | | | | | | ΣX |
|------------|------------------------------|------|------|------|------|------|------|------|------|------|------|------|------|-----|------------|
| | 1 | 2 | 3 | 4 | 5 | 6 | 7 | 8 | 9 | 10 | 11 | 12 | 13 | 14 | |
| 1 | 4 | 4 | 4 | 4 | 4 | 4 | 4 | 4 | 4 | 4 | 4 | 3 | 4 | 4 | 55 |
| 2 | 3 | 3 | 3 | 2 | 3 | 4 | 4 | 4 | 4 | 4 | 4 | 3 | 4 | 4 | 49 |
| 3 | 4 | 4 | 4 | 4 | 4 | 4 | 3 | 4 | 4 | 4 | 4 | 3 | 4 | 4 | 54 |
| 4 | 4 | 4 | 4 | 3 | 4 | 3 | 4 | 4 | 4 | 4 | 4 | 3 | 4 | 4 | 53 |
| 5 | 3 | 4 | 4 | 2 | 4 | 3 | 4 | 3 | 4 | 4 | 3 | 2 | 3 | 3 | 46 |
| 6 | 3 | 3 | 4 | 4 | 3 | 4 | 3 | 3 | 4 | 4 | 3 | 3 | 4 | 4 | 49 |
| 7 | 3 | 4 | 4 | 4 | 4 | 0 | 4 | 4 | 3 | 3 | 4 | 4 | 3 | 3 | 47 |
| 8 | 2 | 4 | 4 | 0 | 4 | 4 | 0 | 0 | 0 | 4 | 4 | 0 | 4 | 0 | 30 |
| 9 | 0 | 2 | 4 | 3 | 4 | 4 | 4 | 3 | 4 | 4 | 3 | 2 | 3 | 3 | 43 |
| 10 | 0 | 0 | 0 | 0 | 3 | 3 | 0 | 0 | 0 | 3 | 3 | 0 | 4 | 3 | 19 |
| 11 | 0 | 0 | 0 | 0 | 0 | 0 | 0 | 0 | 0 | 4 | 0 | 0 | 0 | 0 | 4 |
| 12 | 4 | 4 | 4 | 3 | 3 | 4 | 3 | 4 | 4 | 4 | 3 | 2 | 3 | 2 | 47 |
| 13 | 3 | 3 | 3 | 3 | 3 | 3 | 3 | 3 | 3 | 3 | 3 | 2 | 3 | 3 | 41 |
| 14 | 3 | 3 | 3 | 3 | 3 | 4 | 3 | 3 | 4 | 4 | 4 | 3 | 4 | 3 | 47 |
| 15 | 3 | 3 | 3 | 3 | 3 | 4 | 3 | 3 | 4 | 4 | 4 | 4 | 3 | 3 | 47 |
| 16 | 4 | 4 | 4 | 4 | 4 | 4 | 4 | 3 | 4 | 4 | 4 | 4 | 4 | 3 | 54 |
| 17 | 3 | 4 | 4 | 3 | 3 | 3 | 3 | 4 | 4 | 4 | 3 | 3 | 4 | 3 | 48 |
| 18 | 4 | 3 | 3 | 3 | 3 | 3 | 3 | 3 | 3 | 4 | 4 | 3 | 4 | 4 | 47 |
| 19 | 4 | 4 | 4 | 4 | 4 | 4 | 4 | 4 | 4 | 4 | 4 | 3 | 4 | 4 | 55 |
| 20 | 4 | 4 | 4 | 3 | 3 | 4 | 3 | 3 | 4 | 4 | 3 | 4 | 4 | 4 | 51 |
| 21 | 3 | 3 | 3 | 3 | 3 | 3 | 3 | 3 | 3 | 3 | 3 | 3 | 3 | 3 | 42 |
| 22 | 4 | 3 | 2 | 3 | 2 | 3 | 2 | 3 | 3 | 2 | 3 | 3 | 3 | 3 | 39 |
| 23 | 2 | 3 | 2 | 2 | 3 | 4 | 4 | 4 | 4 | 4 | 4 | 2 | 4 | 3 | 45 |
| 24 | 4 | 4 | 4 | 4 | 4 | 4 | 3 | 4 | 4 | 4 | 4 | 3 | 4 | 4 | 54 |
| 25 | 3 | 3 | 3 | 3 | 3 | 3 | 3 | 3 | 3 | 3 | 3 | 2 | 3 | 3 | 41 |
| 26 | 4 | 3 | 4 | 4 | 4 | 3 | 3 | 3 | 4 | 4 | 3 | 3 | 3 | 3 | 48 |
| 27 | 3 | 3 | 3 | 2 | 2 | 3 | 4 | 2 | 3 | 3 | 2 | 2 | 3 | 2 | 37 |
| 28 | 4 | 4 | 4 | 4 | 4 | 3 | 3 | 3 | 3 | 4 | 4 | 4 | 4 | 4 | 52 |
| 29 | 4 | 4 | 4 | 4 | 4 | 4 | 3 | 4 | 4 | 4 | 3 | 3 | 4 | 4 | 53 |
| 30 | 4 | 4 | 4 | 4 | 4 | 4 | 4 | 4 | 4 | 4 | 4 | 4 | 4 | 4 | 56 |
| 31 | 4 | 4 | 4 | 3 | 4 | 4 | 3 | 3 | 4 | 4 | 4 | 3 | 4 | 4 | 52 |
| 32 | 4 | 3 | 3 | 2 | 3 | 4 | 3 | 3 | 4 | 4 | 4 | 4 | 3 | 3 | 47 |
| 33 | 3 | 3 | 3 | 4 | 3 | 4 | 3 | 3 | 4 | 3 | 3 | 3 | 3 | 3 | 45 |
| 34 | 4 | 3 | 3 | 3 | 3 | 4 | 2 | 2 | 4 | 4 | 3 | 3 | 4 | 3 | 45 |
| 35 | 3 | 3 | 3 | 3 | 3 | 4 | 3 | 3 | 4 | 4 | 4 | 3 | 4 | 4 | 48 |
| 36 | 3 | 3 | 4 | 2 | 4 | 3 | 2 | 2 | 3 | 4 | 4 | 2 | 4 | 4 | 44 |
| ΣX | 114 | 117 | 120 | 105 | 119 | 123 | 107 | 108 | 123 | 135 | 123 | 98 | 127 | 115 | 1634 |
| ΣX | 3.29 | 3.32 | 3.38 | 2.99 | 3.31 | 3.63 | 2.82 | 2.99 | 3.43 | 3.77 | 3.34 | 2.64 | 3.63 | 3.2 | |

Keterangan:

RSP : Responden

X1 =

1-2 : Butir Pertanyaan

$\frac{1634}{36} = 45,38$

1 = Tidak memenuhi standar

3 = memenuhi standar

2 = Memenuhi standar

4 = Di atas standar

The Result of Need Analysis Question 7

| RSP | SKOR SETIAP BUTIR PERTANYAAN | | | | | | | | | | | | | | | ΣX |
|------------|------------------------------|------|------|------|------|------|------|------|------|------|------|------|------|------|------|------------|
| | 1 | 2 | 3 | 4 | 5 | 6 | 7 | 8 | 9 | 10 | 11 | 12 | 13 | 14 | 15 | |
| 1 | 3 | 2 | 3 | 3 | 2 | 2 | 3 | 4 | 3 | 3 | 4 | 3 | 2 | 3 | 4 | 44 |
| 2 | 4 | 3 | 1 | 2 | 2 | 2 | 2 | 3 | 4 | 3 | 3 | 4 | 2 | 3 | 4 | 42 |
| 3 | 3 | 3 | 3 | 3 | 3 | 1 | 2 | 3 | 3 | 3 | 1 | 1 | 3 | 3 | 3 | 38 |
| 4 | 2 | 2 | 3 | 3 | 3 | 2 | 3 | 3 | 3 | 3 | 1 | 1 | 1 | 1 | 3 | 34 |
| 5 | 2 | 4 | 3 | 2 | 3 | 3 | 4 | 3 | 4 | 3 | 3 | 4 | 4 | 3 | 4 | 49 |
| 6 | 3 | 3 | 4 | 3 | 3 | 3 | 4 | 3 | 3 | 3 | 2 | 3 | 3 | 3 | 3 | 46 |
| 7 | 3 | 3 | 3 | 3 | 4 | 3 | 4 | 3 | 3 | 3 | 4 | 3 | 3 | 3 | 3 | 48 |
| 8 | 3 | 2 | 0 | 3 | 4 | 3 | 3 | 3 | 4 | 3 | 3 | 2 | 3 | 3 | 3 | 42 |
| 9 | 3 | 3 | 3 | 3 | 3 | 3 | 3 | 3 | 2 | 3 | 2 | 3 | 2 | 3 | 3 | 42 |
| 10 | 2 | 1 | 0 | 3 | 0 | 3 | 3 | 3 | 3 | 3 | 3 | 3 | 3 | 3 | 3 | 36 |
| 11 | 0 | 0 | 0 | 3 | 0 | 0 | 0 | 4 | 0 | 0 | 3 | 0 | 0 | 3 | 0 | 13 |
| 12 | 4 | 3 | 3 | 3 | 4 | 3 | 4 | 4 | 4 | 3 | 3 | 4 | 4 | 4 | 4 | 54 |
| 13 | 2 | 3 | 4 | 4 | 4 | 2 | 2 | 4 | 4 | 4 | 3 | 4 | 4 | 4 | 4 | 52 |
| 14 | 3 | 2 | 2 | 3 | 3 | 3 | 3 | 2 | 1 | 4 | 4 | 4 | 4 | 4 | 4 | 46 |
| 15 | 3 | 3 | 2 | 3 | 1 | 2 | 3 | 1 | 3 | 1 | 4 | 4 | 4 | 3 | 3 | 40 |
| 16 | 1 | 3 | 3 | 3 | 3 | 3 | 4 | 3 | 3 | 3 | 3 | 4 | 3 | 3 | 3 | 45 |
| 17 | 2 | 2 | 3 | 3 | 3 | 3 | 3 | 2 | 2 | 1 | 3 | 3 | 2 | 3 | 1 | 36 |
| 18 | 2 | 2 | 2 | 3 | 3 | 2 | 3 | 3 | 3 | 3 | 2 | 3 | 3 | 3 | 3 | 40 |
| 19 | 2 | 2 | 2 | 3 | 3 | 2 | 2 | 3 | 3 | 3 | 2 | 3 | 3 | 3 | 3 | 39 |
| 20 | 1 | 1 | 2 | 3 | 3 | 3 | 2 | 3 | 2 | 3 | 2 | 3 | 3 | 3 | 3 | 37 |
| 21 | 3 | 3 | 3 | 3 | 3 | 3 | 3 | 3 | 3 | 3 | 3 | 3 | 3 | 3 | 3 | 45 |
| 22 | 2 | 2 | 0 | 2 | 3 | 2 | 3 | 1 | 2 | 4 | 2 | 2 | 4 | 2 | 2 | 33 |
| 23 | 3 | 2 | 2 | 2 | 3 | 4 | 3 | 3 | 3 | 3 | 2 | 3 | 3 | 3 | 3 | 42 |
| 24 | 3 | 2 | 3 | 3 | 4 | 3 | 4 | 3 | 2 | 3 | 3 | 2 | 3 | 3 | 2 | 43 |
| 25 | 3 | 4 | 3 | 3 | 4 | 3 | 3 | 4 | 3 | 3 | 3 | 3 | 2 | 3 | 3 | 47 |
| 26 | 3 | 2 | 2 | 4 | 3 | 4 | 3 | 4 | 2 | 4 | 3 | 2 | 3 | 3 | 4 | 46 |
| 27 | 3 | 2 | 3 | 3 | 3 | 3 | 3 | 3 | 2 | 3 | 3 | 3 | 3 | 3 | 3 | 43 |
| 28 | 4 | 4 | 3 | 4 | 4 | 4 | 4 | 4 | 4 | 4 | 3 | 4 | 4 | 3 | 4 | 57 |
| 29 | 2 | 2 | 3 | 4 | 3 | 3 | 2 | 3 | 3 | 3 | 2 | 2 | 3 | 4 | 4 | 43 |
| 30 | 3 | 4 | 4 | 3 | 4 | 3 | 4 | 3 | 3 | 3 | 4 | 3 | 4 | 4 | 3 | 52 |
| 31 | 1 | 1 | 3 | 3 | 3 | 3 | 2 | 3 | 1 | 3 | 4 | 4 | 3 | 3 | 3 | 40 |
| 32 | 2 | 1 | 3 | 2 | 2 | 3 | 4 | 3 | 3 | 3 | 4 | 3 | 3 | 4 | 3 | 43 |
| 33 | 1 | 1 | 2 | 1 | 1 | 2 | 2 | 1 | 1 | 3 | 3 | 3 | 3 | 3 | 3 | 30 |
| 34 | 3 | 3 | 2 | 3 | 3 | 3 | 2 | 3 | 2 | 2 | 3 | 2 | 3 | 3 | 1 | 38 |
| 35 | 3 | 3 | 3 | 4 | 3 | 3 | 4 | 3 | 3 | 3 | 3 | 3 | 3 | 3 | 3 | 47 |
| 36 | 2 | 2 | 2 | 2 | 2 | 2 | 2 | 2 | 2 | 2 | 2 | 2 | 2 | 2 | 2 | 30 |
| ΣX | 89 | 85 | 87 | 105 | 102 | 96 | 105 | 106 | 96 | 104 | 102 | 103 | 105 | 110 | 107 | 1502 |
| \bar{X} | 2,47 | 2,36 | 2,41 | 2,91 | 2,83 | 2,66 | 2,91 | 2,94 | 2,66 | 2,88 | 2,83 | 2,86 | 2,91 | 3,05 | 2,97 | |

Keterangan:

RSP : Responden

1-15 : Butir Pertanyaan

$X_1 =$

$\frac{1502}{36} =$

1 = Tidak memenuhi standar

2 = Memenuhi standar

3 = Memenuhi standar

4 = Di atas standar

The Result of Need Analysis Question 8

| RSP | SKOR SETIAP BUTIR PERTANYAAN | ΣX |
|-----|------------------------------|------------|
|-----|------------------------------|------------|

| | 1 | 2 | |
|------------------|------|-------|-----|
| 1 | 4 | 4 | 8 |
| 2 | 4 | 4 | 8 |
| 3 | 4 | 4 | 8 |
| 4 | 4 | 4 | 8 |
| 5 | 3 | 3 | 6 |
| 6 | 2 | 3 | 5 |
| 7 | 4 | 3 | 7 |
| 8 | 4 | 4 | 8 |
| 9 | 4 | 4 | 8 |
| 10 | 3 | 3 | 6 |
| 11 | 2 | 0 | 2 |
| 12 | 2 | 3 | 5 |
| 13 | 4 | 3 | 7 |
| 14 | 4 | 4 | 8 |
| 15 | 4 | 4 | 8 |
| 16 | 3 | 4 | 7 |
| 17 | 4 | 1 | 5 |
| 18 | 3 | 4 | 7 |
| 19 | 3 | 3 | 6 |
| 20 | 3 | 3 | 6 |
| 21 | 2 | 4 | 6 |
| 22 | 3 | 3 | 6 |
| 23 | 3 | 4 | 7 |
| 24 | 3 | 3 | 6 |
| 25 | 3 | 3 | 6 |
| 26 | 3 | 4 | 7 |
| 27 | 2 | 3 | 5 |
| 28 | 1 | 3 | 4 |
| 29 | 2 | 4 | 6 |
| 30 | 4 | 4 | 8 |
| 31 | 3 | 3 | 6 |
| 32 | 3 | 4 | 7 |
| 33 | 3 | 3 | 6 |
| 34 | 3 | 3 | 6 |
| 35 | 2 | 3 | 5 |
| 36 | 2 | 3 | 5 |
| ΣX | 110 | 119 | 229 |
| $\bar{\Sigma X}$ | 3,05 | 3,305 | |

Keterangan:

RSP : Responden

$X_1 =$

1-2 : Butir Pertanyaan

$\frac{229}{36} =$

1 = Tidak memenuhi standar

3 = Memenuhi standar

2 = Memenuhi standar

4 = Di atas standar

The Result of Need Analysis Question 9

| RSP | SKOR SETIAP BUTIR PERTANYAAN | | | ΣX |
|------------------|------------------------------|------|------|------------|
| | 1 | 2 | 3 | |
| 1 | 4 | 4 | 4 | 12 |
| 2 | 4 | 4 | 4 | 12 |
| 3 | 4 | 4 | 4 | 12 |
| 4 | 4 | 4 | 4 | 12 |
| 5 | 2 | 3 | 3 | 8 |
| 6 | 3 | 3 | 3 | 9 |
| 7 | 4 | 4 | 4 | 12 |
| 8 | 3 | 3 | 4 | 10 |
| 9 | 4 | 4 | 4 | 12 |
| 10 | 3 | 3 | 4 | 10 |
| 11 | 0 | 2 | 0 | 2 |
| 12 | 3 | 4 | 4 | 11 |
| 13 | 3 | 3 | 3 | 9 |
| 14 | 4 | 4 | 4 | 12 |
| 15 | 4 | 4 | 4 | 12 |
| 16 | 3 | 4 | 4 | 11 |
| 17 | 3 | 3 | 3 | 9 |
| 18 | 3 | 3 | 4 | 10 |
| 19 | 3 | 3 | 4 | 10 |
| 20 | 3 | 3 | 4 | 10 |
| 21 | 3 | 4 | 3 | 10 |
| 22 | 3 | 2 | 3 | 8 |
| 23 | 2 | 3 | 3 | 8 |
| 24 | 3 | 4 | 4 | 11 |
| 25 | 3 | 3 | 3 | 9 |
| 26 | 3 | 3 | 3 | 9 |
| 27 | 2 | 3 | 3 | 8 |
| 28 | 4 | 4 | 4 | 12 |
| 29 | 3 | 4 | 4 | 11 |
| 30 | 4 | 4 | 4 | 12 |
| 31 | 3 | 4 | 3 | 10 |
| 32 | 3 | 4 | 3 | 10 |
| 33 | 3 | 3 | 3 | 9 |
| 34 | 3 | 3 | 3 | 9 |
| 35 | 3 | 3 | 4 | 10 |
| 36 | 3 | 3 | 3 | 9 |
| ΣX | 112 | 123 | 125 | 360 |
| $\bar{\Sigma X}$ | 3,11 | 3,41 | 3,47 | |

Keterangan:

RSP : Responden

\bar{X}_1 =

1-3 : Butir Pertanyaan

$\frac{380}{36}$ =

1 = Tidak memenuhi standar

3 = Memenuhi standar

2 = Memenuhi standar

4 = Di atas standar

The Result of Need Analysis Question 10

| RSP | SKOR SETIAP BUTIR PERTANYAAN | | | | ΣX |
|------------------|------------------------------|-----|------|------|------------|
| | 1 | 2 | 3 | 4 | |
| 1 | 4 | 4 | 4 | 4 | 16 |
| 2 | 4 | 3 | 4 | 3 | 14 |
| 3 | 4 | 4 | 4 | 4 | 16 |
| 4 | 4 | 4 | 4 | 4 | 16 |
| 5 | 3 | 3 | 3 | 4 | 13 |
| 6 | 3 | 3 | 3 | 2 | 11 |
| 7 | 4 | 3 | 4 | 4 | 15 |
| 8 | 4 | 2 | 4 | 4 | 14 |
| 9 | 4 | 4 | 4 | 4 | 16 |
| 10 | 3 | 0 | 0 | 3 | 6 |
| 11 | 4 | 2 | 3 | 2 | 11 |
| 12 | 4 | 3 | 3 | 3 | 13 |
| 13 | 3 | 3 | 2 | 2 | 10 |
| 14 | 4 | 3 | 4 | 3 | 14 |
| 15 | 4 | 4 | 3 | 3 | 14 |
| 16 | 4 | 2 | 3 | 3 | 12 |
| 17 | 3 | 2 | 3 | 2 | 10 |
| 18 | 4 | 3 | 4 | 4 | 15 |
| 19 | 4 | 3 | 4 | 4 | 15 |
| 20 | 4 | 3 | 4 | 4 | 15 |
| 21 | 4 | 4 | 3 | 3 | 14 |
| 22 | 4 | 3 | 3 | 3 | 13 |
| 23 | 4 | 3 | 3 | 3 | 13 |
| 24 | 4 | 4 | 3 | 3 | 14 |
| 25 | 4 | 3 | 3 | 4 | 14 |
| 26 | 4 | 3 | 4 | 3 | 14 |
| 27 | 3 | 2 | 3 | 3 | 11 |
| 28 | 3 | 3 | 3 | 3 | 12 |
| 29 | 3 | 3 | 4 | 4 | 14 |
| 30 | 4 | 4 | 4 | 4 | 16 |
| 31 | 3 | 3 | 2 | 3 | 11 |
| 32 | 4 | 3 | 3 | 2 | 12 |
| 33 | 3 | 3 | 3 | 3 | 12 |
| 34 | 4 | 2 | 3 | 3 | 12 |
| 35 | 3 | 3 | 3 | 3 | 12 |
| 36 | 3 | 4 | 4 | 4 | 15 |
| ΣX | 132 | 108 | 118 | 117 | 475 |
| $\bar{\Sigma X}$ | 3,66 | 3 | 3,27 | 3,25 | |

Keterangan:

RSP : Responden

X1 =

1-4 : Butir Pertanyaan

$\frac{475}{36}$ =

1 = Tidak memenuhi standar

3 = Memenuhi standar

2 = Memenuhi standar

4 = Di atas standar

The Result of Need Analysis Question 11

| RSP | SKOR SETIAP BUTIR PERTANYAAN | | | | ΣX |
|------------------|------------------------------|------|------|------|------------|
| | 1 | 2 | 3 | 4 | |
| 1 | 4 | 4 | 4 | 4 | 16 |
| 2 | 4 | 4 | 4 | 4 | 16 |
| 3 | 4 | 4 | 4 | 4 | 16 |
| 4 | 4 | 4 | 4 | 4 | 16 |
| 5 | 3 | 3 | 4 | 3 | 13 |
| 6 | 3 | 3 | 3 | 3 | 12 |
| 7 | 4 | 3 | 4 | 4 | 15 |
| 8 | 4 | 3 | 3 | 4 | 14 |
| 9 | 4 | 3 | 4 | 4 | 15 |
| 10 | 4 | 4 | 3 | 3 | 14 |
| 11 | 2 | 4 | 3 | 3 | 12 |
| 12 | 3 | 3 | 3 | 4 | 13 |
| 13 | 1 | 1 | 1 | 1 | 4 |
| 14 | 4 | 4 | 4 | 4 | 16 |
| 15 | 4 | 3 | 4 | 3 | 14 |
| 16 | 4 | 3 | 4 | 3 | 14 |
| 17 | 4 | 3 | 3 | 2 | 12 |
| 18 | 4 | 4 | 4 | 4 | 16 |
| 19 | 4 | 4 | 4 | 4 | 16 |
| 20 | 4 | 4 | 4 | 4 | 16 |
| 21 | 3 | 3 | 3 | 3 | 12 |
| 22 | 3 | 3 | 2 | 3 | 11 |
| 23 | 3 | 3 | 3 | 3 | 12 |
| 24 | 3 | 4 | 3 | 4 | 14 |
| 25 | 4 | 4 | 4 | 4 | 16 |
| 26 | 3 | 3 | 3 | 3 | 12 |
| 27 | 3 | 2 | 2 | 3 | 10 |
| 28 | 2 | 2 | 3 | 3 | 10 |
| 29 | 3 | 4 | 3 | 4 | 14 |
| 30 | 4 | 4 | 4 | 4 | 16 |
| 31 | 1 | 3 | 3 | 4 | 11 |
| 32 | 3 | 2 | 3 | 4 | 12 |
| 33 | 3 | 3 | 3 | 3 | 12 |
| 34 | 3 | 3 | 3 | 3 | 12 |
| 35 | 3 | 3 | 3 | 3 | 12 |
| 36 | 3 | 3 | 3 | 3 | 12 |
| ΣX | 119 | 117 | 119 | 123 | 478 |
| $\bar{\Sigma X}$ | 3,30 | 3,25 | 3,30 | 3,41 | |

Keterangan:

RSP : Responden

\bar{X}_1 =

1-4 : Butir Pertanyaan

$\frac{481}{36}$ =

1 = Tidak memenuhi standar

3 = Memenuhi standar

2 = Memenuhi standar

4 = Di atas standar

The Result of Need Analysis Question 12

| RSP | SKOR SETIAP BUTIR PERTANYAAN | | | | | | | | | | ΣX |
|------------|------------------------------|------|-----|------|------|------|------|------|-----|------|------------|
| | 1 | 2 | 3 | 4 | 5 | 6 | 7 | 8 | 9 | 10 | |
| 1 | 4 | 4 | 4 | 4 | 3 | 3 | 4 | 4 | 4 | 4 | 38 |
| 2 | 3 | 3 | 3 | 3 | 3 | 3 | 0 | 3 | 3 | 3 | 27 |
| 3 | 3 | 3 | 4 | 4 | 3 | 4 | 0 | 4 | 4 | 4 | 33 |
| 4 | 3 | 4 | 4 | 4 | 4 | 4 | 0 | 4 | 4 | 4 | 35 |
| 5 | 3 | 4 | 3 | 3 | 3 | 3 | 0 | 2 | 4 | 3 | 28 |
| 6 | 4 | 3 | 4 | 3 | 2 | 3 | 3 | 4 | 3 | 3 | 32 |
| 7 | 3 | 4 | 3 | 4 | 3 | 4 | 0 | 3 | 3 | 4 | 31 |
| 8 | 3 | 3 | 3 | 4 | 0 | 2 | 4 | 0 | 4 | 4 | 27 |
| 9 | 3 | 3 | 3 | 4 | 3 | 4 | 4 | 3 | 3 | 3 | 33 |
| 10 | 0 | 3 | 0 | 3 | 0 | 3 | 0 | 0 | 0 | 4 | 13 |
| 11 | 3 | 3 | 2 | 4 | 2 | 3 | 3 | 0 | 3 | 3 | 26 |
| 12 | 3 | 3 | 3 | 4 | 3 | 4 | 4 | 0 | 0 | 3 | 27 |
| 13 | 3 | 3 | 2 | 3 | 2 | 4 | 3 | 2 | 2 | 2 | 26 |
| 14 | 3 | 3 | 3 | 4 | 3 | 4 | 3 | 0 | 4 | 4 | 31 |
| 15 | 4 | 3 | 3 | 4 | 4 | 4 | 4 | 4 | 4 | 4 | 38 |
| 16 | 3 | 3 | 2 | 3 | 2 | 3 | 4 | 3 | 3 | 4 | 30 |
| 17 | 2 | 2 | 3 | 2 | 3 | 3 | 3 | 2 | 3 | 4 | 27 |
| 18 | 3 | 4 | 3 | 4 | 3 | 4 | 4 | 0 | 4 | 4 | 33 |
| 19 | 3 | 4 | 3 | 4 | 3 | 3 | 4 | 0 | 4 | 4 | 32 |
| 20 | 4 | 3 | 4 | 4 | 3 | 3 | 4 | 0 | 4 | 4 | 33 |
| 21 | 2 | 3 | 3 | 3 | 0 | 2 | 4 | 0 | 4 | 4 | 25 |
| 22 | 3 | 3 | 3 | 2 | 2 | 3 | 3 | 0 | 2 | 2 | 23 |
| 23 | 3 | 3 | 2 | 3 | 3 | 4 | 4 | 0 | 3 | 4 | 29 |
| 24 | 3 | 3 | 4 | 4 | 3 | 4 | 3 | 0 | 3 | 4 | 31 |
| 25 | 3 | 3 | 3 | 3 | 3 | 3 | 3 | 0 | 3 | 3 | 27 |
| 26 | 3 | 3 | 3 | 4 | 3 | 3 | 3 | 0 | 3 | 4 | 29 |
| 27 | 3 | 2 | 3 | 2 | 2 | 2 | 2 | 0 | 3 | 3 | 22 |
| 28 | 3 | 2 | 2 | 2 | 3 | 4 | 4 | 3 | 4 | 4 | 31 |
| 29 | 3 | 3 | 3 | 4 | 3 | 4 | 3 | 4 | 3 | 4 | 34 |
| 30 | 4 | 4 | 4 | 3 | 4 | 4 | 4 | 4 | 4 | 3 | 38 |
| 31 | 4 | 4 | 4 | 4 | 3 | 3 | 4 | 4 | 4 | 3 | 37 |
| 32 | 4 | 3 | 4 | 3 | 3 | 3 | 4 | 3 | 3 | 4 | 34 |
| 33 | 3 | 3 | 3 | 3 | 3 | 3 | 4 | 3 | 3 | 3 | 31 |
| 34 | 3 | 3 | 2 | 3 | 3 | 3 | 3 | 0 | 3 | 4 | 27 |
| 35 | 2 | 3 | 3 | 3 | 3 | 3 | 3 | 3 | 0 | 3 | 26 |
| 36 | 4 | 4 | 3 | 3 | 3 | 3 | 3 | 4 | 0 | 4 | 31 |
| ΣX | 110 | 114 | 108 | 121 | 96 | 119 | 105 | 66 | 108 | 128 | 1075 |
| \bar{X} | 3.05 | 3.16 | 3 | 3.36 | 2.66 | 3.30 | 2.91 | 1.83 | 3 | 3.55 | |

Keterangan:

RSP : Responden

 $X_1 =$

1-10 : Butir Pertanyaan

 $\frac{1075}{36} =$

1 = Tidak memenuhi standar

3 = Memenuhi standar

2 = Memenuhi standar

4 = Di atas standar

APPENDIX 7

TEACHING MATERIAL DESIGN (BLUEPRINT)

MATA KULIAH : BAHASA INGGRIS
 FAKULTAS : EKONOMI
 PROGRAM STUDI : MANAJEMEN
 JUMLAH SKS : 2 SKS
 NAMA PENYUSUN : - Muhammad Qurays
 - Ichsan Ananta Wikrama
 - Moh. Zukri Prasetyo
 - Nurul Fatih Nasir B
 - Nurwahida
 - Nurfikriyah Irhasih
 - Riska

128

| No | Minggu | Pokok Bahasa | TIU | TIK | Urutan Skill | Materi | Evaluasi | Kegiatan | |
|----|--------|----------------|--|---|--------------------------------|--|--|-------------------------------|-----------------------------|
| | | | | | | | | Dosen | Mahasiswa |
| 1 | 1 | Banking | Pembelajaran ini mempersiapkan mahasiswa untuk dapat berbicara, menulis, membaca dan mendengar tentang "banking" secara efektif dengan percaya diri dalam berbahasa Inggris untuk meningkatkan kemampuan berbicara (speaking), | <ol style="list-style-type: none"> 1. Mahasiswa dapat mempraktekkan percakapan tentang "<i>Transferring Money</i>" dengan baik. 2. Mahasiswa dapat menyusun kata yang acak menjadi kalimat yang baik dan benar. 3. Mahasiswa dapat memahami bacaan tentang "<i>the world bank: history and purpose</i>" sehingga siswa mampu | <p>Speaking</p> <p>Writing</p> | <p>Speaking:</p> <p>Practice the conversation below with your friend.</p> <p>Writing:</p> <p>Arrange the words below into a good sentence based on the example!</p> <p>Reading:</p> <p>- Read the following</p> | <p>"Word Search"</p> <p>Find out 18 words below in the box. Words are placed horizontally, vertically and diagonally, both forwards and back-to-front. There are also lots of overlaps between words so you will</p> | Penjelasan, Kontrol & Monitor | Tugas individu dan kelompok |

| | | | | | | | | | |
|---|---|---------------------------------|--|--|-----------|--|--|--------------------|-----------------|
| | | | menulis (writing), membaca (reading) dan mendengar (listening) yang ada didalam topik. | mengerjak an soal benar salah yang berkaitan dengan bacaan. 4. Mahasiswa a mampu memberik an tanggapan benar atau salah pada pernyataa n yang telah disediaka n berdasark an bacaan. 5. Mahasiswa dapat mengisi teks rumpang dengan benar berdasarka n dengan audio yang didengar. | Reading | passage <i>The World Bank: History and Purpose</i> - Compre hension: Determi ne which of the followin g stateme nts are true and which are false based on the passage. Then write T for TRUE or F for FALSE in the box. <i>Listening:</i> Listen to the recording carefully and fill in the blank of the conversatio n below based on the recording. | need a keen eye to spot all the words and solve the puzzles. | | |
| 2 | 2 | Officia 1 Travel | Pembelajar an ini mempersia | • Mahasisw a dapat melakuka | Speak ing | • Read to the dialogue | “Words search puzzle”. | Penjel asan, Kontr | Tugas Indivi du |

| | | | | | | | | |
|--|--|--|---|--|--|---|-------------------------|---------------------------|
| | | | <p>akan mahasiswa untuk dapat berbicara, menulis, membaca, dan mendengar tentang “official travel” secara efektif dan dengan percaya diri dalam bahasa Inggris untuk meningkatkan kemampuan berbicara (speaking), menulis (writing), membaca (reading), dan mendengar (listening) yang ada dalam topik.</p> | <p>n percakapan dengan temannya dan mempraktikannya.</p> <ul style="list-style-type: none"> • Mahasiswa dapat menyusun kalimat dengan benar. • Mahasiswa dapat memahami isi bacaan tentang “<i>Official Travel</i>” • Mahasiswa dapat menjawab pertanyaan dengan benar. • Mahasiswa dapat mengisi teks rumpang berdasarkan audio yang didengarkan. | <p>Writing Reading Listening</p> | <p>and practice by your friend, then translate into Indonesian!</p> <ul style="list-style-type: none"> • Make the question by re-arranging the jumble words below. • Read the following passage about “<i>Official Travel</i>” • Vocabulary • Comprehension • Listening Section: Listen to the recording carefully and fill the blank of the text below based on the recording | <p>ol & Monitor</p> | <p>dan tugas kelompok</p> |
|--|--|--|---|--|--|---|-------------------------|---------------------------|

| | | | | | | | | | |
|---|---|-------------------------------|---|---|---|---|----------------|-------------------------------|-----------------------------------|
| 3 | 3 | Budgeting Organization | Pembelajaran ini mempersiapkan Mahasiswa agar mampu berbicara, menulis, membaca, dan mendengar tentang " <i>Budgeting Organization</i> " secara efektif dan dengan percaya diri dengan menggunakan Bahasa Inggris berdasar materi yang sudah disiapkan dalam setiap topik | <ul style="list-style-type: none"> • Membaca suatu topik dengan baik dan benar. • Menyusun kalimat dengan benar. • Memahami isi bacaan tentang "<i>Budgeting Organization</i>". • Menjawab pertanyaan dengan baik dan benar. • Mengisi teks rumpang berdasarkan audio/video yang didengarkan/ditonton. | <ul style="list-style-type: none"> • Speaking • Writing • Reading • Listening | <ul style="list-style-type: none"> • Practice the conversation below with your friend! • Arrange the words below into a good sentence! • Read the text below and share with your friend about what you get! • Vocabulary • Comprehension • Listening Section: Listen to the audio/video recording carefully and fill the blank of the | "word search". | Penjelasan, Kontrol & Monitor | Tugas Individu dan tugas kelompok |
|---|---|-------------------------------|---|---|---|---|----------------|-------------------------------|-----------------------------------|

| | | | | | | | | | |
|---|---|------------------------------|--|---|----------|---|--|-------------------------------|---|
| | | | | Mahasiswa dapat mengisi teks rumpang dengan benar berdasarkan dengan audio yang didengar. | | <p>true and which are false based on the passage. Then write T for TRUE or F for FALSE in the box.</p> <p><i>Listening:</i> Listen to the recording carefully and fill in the blank of the conversation below based on the recording.</p> | | | |
| 5 | 5 | Business Organization | Pembelajaran ini mempersiapkan mahasiswa untuk dapat berbicara, menulis, membaca dan mendengar tentang "Business Organization" | <p>1. Mahasiswa mampu mempraktikkan percakapan tentang "Business Angel" dalam bentuk kelompok.</p> <p>2. Mahasiswa mampu menyusun kata yang</p> | Speaking | <p>Role Play: In this section, the lecturer divided the students into two groups. The woman group acts as a</p> | <p>- Role play: percakapan antara grup perempuan dengan grup laki-laki</p> <p>- Menyusun kata yang</p> | Penjelasan, kontrol & monitor | <p>- Tugas kelompok</p> <p>- Tugas individu</p> |

| | | | | | | | | | |
|--|--|--|---|---|---|---|--|--|--|
| | | | <p>n” secara efektif dan dengan percaya diri dalam bahasa Inggris untuk meningkatkan kemampuan berbicara (speaking), menulis (writing), membaca (reading) dan mendengar (listening) yang ada didalam topik.</p> | <p>acak menjadi kalimat yang utuh.</p> <p>3. Mahasiswa mampu memahami isi bacaan tentang “<i>Business Organization</i>”.</p> <p>4. Mahasiswa mampu memberikan tanggapan benar atau salah pada pernyataan yang telah disediakan berdasarkan bacaan.</p> <p>5. Mahasiswa dapat mengisi teks rumpang berdasarkan rekaman audio yang diperdengarkan oleh dosen.</p> | <p>Writi ng</p> <p>Readi ng</p> | <p>presenter and the man group act like a Mark.</p> <p>Arrange the words below into a good sentence based on the example!</p> <p>- Read the passage carefully</p> <p>- Compre hension: Determine which of the following statements are true and which are false based on the passage. Then write T for TRUE or F for FALSE in the box.</p> <p>Listen to</p> | <p>acak menjad i kalimat yang utuh</p> <p>- Membe rikan tangga pan benar atau salah pada pernyataan yang tersed i a</p> <p>- Mengis i teks rump ang berdas arkan audio yang dideng ar</p> <p>- Mencar i kata yang berhub ungan dengan <i>Busine ss Organiz ation</i> pada kotak puzzle</p> | | |
|--|--|--|---|---|---|---|--|--|--|

| | | | | | | | | | |
|---|---|---------------------|--------------------------------|---|-----------|--|----------------|-----------------|----------------|
| | | | | | Listening | <p>the recording carefully and fill in the blank of the text below based on the recording!</p> <p><i>“Word Search Puzzle”</i></p> <p>- Find out 37 words below in the box. Words are placed horizontally, vertically and diagonally, both forwards and back-to-front. There are also lots of overlaps between words so you will need a keen eye to spot all the words and solve the puzzles.</p> | | | |
| 6 | 6 | Business Law | Pembelajaran ini mempersiapkan | <ul style="list-style-type: none"> • Membaca suatu topic | Speaking | <ul style="list-style-type: none"> • Practice the conversasi | “word search”. | Penjelas, Kontr | Tugas Individu |

| | | | | | | | | |
|--|--|--|---|---|--|--|-------------------------|---------------------------|
| | | | <p>akan untuk berbicara, menulis, membaca, dan mendengar tentang “Business Law” secara efektif dan dengan percaya diri dengan menggunakan Bahasa Inggris untuk meningkatkan kemampuan berbicara, menulis, membaca, dan mendengar yang ada dalam topik</p> | <p>dengan baik dan benar.</p> <ul style="list-style-type: none"> • Menyusun kalimat dengan benar. • Memahami isi bacaan tentang “<i>Business Law</i>”. • Menjawab pertanyaan dengan benar. • Mengisi teks rumpang berdasarkan audio yang didengarkan. | <p>Writing</p> <p>Reading</p> <p>Listening</p> | <p>tion below with your friend!</p> <ul style="list-style-type: none"> • Arrange the words below into a good sentence! • Read the text below and share with your friend about what you get! • Vocabulary • Comprehension • Listening Section: Listen to the recording carefully and fill the blank of the text below based on the recording | <p>ol & Monitor</p> | <p>dan tugas kelompok</p> |
|--|--|--|---|---|--|--|-------------------------|---------------------------|

| | | | | | | | | | |
|---|---|-------|--|---|--|--|---|---|--|
| 7 | 7 | Taxes | Pembelajaran ini mempersiapkan mahasiswa untuk dapat berbicara, menulis, membaca dan mendengar tentang "Taxes" secara efektif dan dengan percaya diri dalam bahasa Inggris untuk meningkatkan kemampuan berbicara (speaking), menulis (writing), membaca (reading) dan mendengar (listening) yang ada didalam topik. | <p>1. Mahasiswa mampu mempraktikkan percakapan tentang "Tax" secara berpasangan.</p> <p>2. Mahasiswa mampu menyusun kata yang acak menjadi kalimat yang utuh.</p> <p>3. Mahasiswa mampu memahami isi bacaan tentang "Taxation".</p> <p>4. Mahasiswa mampu memberikan tanggapan benar atau salah pada pernyataan yang telah disediakan berdasarkan bacaan.</p> <p>5. Mahasiswa dapat mengisi</p> | <p>Speaking</p> <p>Writing</p> <p>Reading</p> <p>Listening</p> | <p>Complete the following dialogue with the words provided and practice with your friend in pairs!</p> <p>Arrange the words below into a good sentence based on the example!</p> <p>- Read the passage carefully</p> <p>- Comprehension: Determine which of the following statements are true and which are false based on the passage. Then write T</p> | <p>- Mempraktikkan percakapan secara berpasangan</p> <p>- Menyusun kata yang acak menjadi kalimat yang utuh</p> <p>- Memberikan tanggapan benar atau salah pada pernyataan yang tersedia</p> <p>- Mengisi teks rumpang berdasarkan audio yang didengar</p> <p>- Mencari kata yang berhubungan</p> | <p>Penjelaan, kontrol & monitor</p> | <p>- Tugas berpasangan</p> <p>- Tugas individu</p> |
|---|---|-------|--|---|--|--|---|---|--|

| | | | | | | | | |
|--|--|--|--|---|--|--|--|--|
| | | | | <p>teks rumpang berdasarkan rekaman audio yang diperdengarkan oleh dosen.</p> | <p>for TRUE or F for FALSE in the box.</p> <p>Listen to the recording carefully and fill in the blank of the text below based on the recording!</p> <p><i>“Word Search Puzzle”</i></p> <p>- Find out 37 words below in the box. Words are placed horizontally, vertically and diagonally, both forwards and back-to-front. There are also lots of overlaps between words so you will need a keen eye to spot</p> | <p>dengan <i>Taxes</i> pada kotak puzzle</p> | | |
|--|--|--|--|---|--|--|--|--|

| | | | | | | | | | |
|---|---|------------------------|--|---|---|--|-----------------------|---------------------------------|-----------------------------------|
| | | | | | | all the words and solve the puzzles. | | | |
| 8 | 8 | Business Letter | <p>Pembelajaran ini mempersiapkan mahasiswa untuk dapat berbicara, menulis, membaca, dan mendengar tentang “business letter” secara efektif dan dengan percaya diri dalam bahasa Inggris untuk meningkatkan kemampuan berbicara (speaking), menulis (writing), membaca (reading), dan mendengar (listening) yang ada dalam</p> | <ul style="list-style-type: none"> • Mahasiswa dapat melakukan percakapan dengan temannya dan mempraktikannya. • Mahasiswa dapat menyusun kalimat dengan benar. • Mahasiswa dapat memahami isi bacaan tentang “<i>Business Travel</i>” • Mahasiswa dapat menjawab pertanyaan dengan benar. Mahasiswa dapat mengisi teks rumpang berdasarkan | <p>Speaking Writing Reading Listening</p> | <ul style="list-style-type: none"> • Read to the dialogue and practice by your friend, then translate into Indonesia! • Arrange the sentence below become good paragraph • Read the following passage about “<i>Business Letter</i>” • Vocabulary • Comprehension • Listening Section: Listen to the recording carefully | “Word search puzzle”. | Penjelasan, Kontrol dan Monitor | Tugas Individu dan tugas kelompok |

| | | | | | | | | | |
|---|---|-----------------------------|---|--|---|--|-----------------------|---------------------------------|-----------------------------------|
| | | | topik. | an audio yang didengarkan. | | and fill the blank of the text below based on the recording | | | |
| 9 | 9 | Macro-Micro Economic | Pembelajaran ini mempersiapkan mahasiswa untuk dapat berbicara, menulis, membaca, dan mendengar tentang “macro-micro economic” secara efektif dan dengan percaya diri dalam bahasa Inggris untuk meningkatkan kemampuan berbicara (speaking), menulis (writing), membaca (reading), dan mendengar (listening) | <ul style="list-style-type: none"> • Mahasiswa dapat melakukan percakapan dengan temannya dan mempraktikannya. • Mahasiswa dapat menyusun kalimat dengan benar. • Mahasiswa dapat memahami isi bacaan tentang “<i>Macro-Micro Economic</i>” • Mahasiswa dapat menjawab pertanyaan dengan benar. • Mahasiswa dapat | Speaking Writing Reading Listening | <ul style="list-style-type: none"> • Read to the dialogue and practice by your friend, then translate into Indonesian! • Arrange the sentence below become good paragraph • Read the following passage about “<i>macro-micro economic</i>” • Vocabulary • Comprehension • Listening Section: | “Word search puzzle”. | Penjelasan, Kontrol dan Monitor | Tugas Individu dan tugas kelompok |

| | | | | | | | | | |
|----|----|------------------|---|---|---|---|----------------|---------------------------------|-----------------------------------|
| | | | yang ada dalam topik. | mengisi teks rumpang berdasarkan audio yang didengarkan. | | Listen to the recording carefully and fill the blank of the text below based on the recording | | | |
| 10 | 10 | Insurance | Pembelajaran ini mahasiswa mampu mempersiapkan diri agar mampu berbicara, menulis, membaca, dan mendengar tentang “ <i>Insurance</i> ” secara efektif dan dengan baik dan benar dengan menggunakan Bahasa Inggris berdasar materi yang sudah disiapkan dalam setiap topik | <ul style="list-style-type: none"> • Membaca suatu topik beserta kosakata dengan baik dan benar. • Menyusun kalimat dengan benar. • Memahami isi bacaan tentang “<i>Insurance</i>”. • Menjawab pertanyaan dengan benar. • Mengisi teks rumpang berdasarkan audio yang didengarkan. | <ul style="list-style-type: none"> • Speaking • Writing • Reading • Listening | <ul style="list-style-type: none"> • Practice the conversation below with your friend! • Arrange the words below into a good sentence! • Read the text below and share with your friends about what you get! • Vocabulary | “word search”. | Penjelasan, Kontrol dan Monitor | Tugas Individu dan tugas kelompok |
| 1 | 11 | Bargain | Pembelajaran | • Mahasiswa | Speak | • Read to | “Word | Penjel | Tugas |

| | | | | | | | | | |
|--------|----|-------------|---|--|---|--|-----------------|---------------------------|-----------------------------|
| 1 | | ning | an ini mempersiapkan mahasiswa untuk dapat berbicara, menulis, membaca, dan mendengar tentang “bargaining” secara efektif dan dengan percaya diri dalam bahasa Inggris untuk meningkatkan kemampuan berbicara (speaking), menulis (writing), membaca (reading), dan mendengar (listening) yang ada dalam topik. | <p>a dapat menyusun kalimat dengan benar.</p> <ul style="list-style-type: none"> • Mahasiswa a dapat memahami isi bacaan tentang “<i>Bargaining</i>” • Mahasiswa a dapat menjawab pertanyaan dengan benar. • Mahasiswa a dapat mengisi teks rumpang berdasarkan audio yang didengarkan. | <p>ing</p> <p>Writing</p> <p>Reading</p> <p>Listening</p> | <p>the dialogue and practice by your friend, then translate into Indonesian!</p> <ul style="list-style-type: none"> • Arrange the word below become good sentence • Read the following passage about “<i>bargaining</i>” • Vocabulary • Comprehension • Listening Section: Listen to the recording carefully and fill in the blank of the text below based on the recording | search puzzle”. | asan, Kontrol dan Monitor | Individu dan tugas kelompok |
| 1 2 | 12 | Advertising | | | | | | | |

| | | | | | | | | | |
|--------|----|-------------------------|--|--|---|---|-------------------|---|---|
| 1 3 | 13 | E- Comm erce | | | | | | | |
| 1 4 | 14 | Islamic Econo mic | Pembelajar an ini mahasiswa mempersia pkan untuk berbicara, menulis, membaca, dan mendengar tentang “Islamic Economic” secara efektif dan dengan baik dan benar dengan menggunak an Bahasa Inggris untuk meningkatk an kemampuan berbicara, menulis, membaca, dan mendengar yang ada dalam topik | <ul style="list-style-type: none"> • Membaca suatu topic beserta kosa katanya dengan baik dan benar. • Menyusu n kalimat dengan benar. • Memaha mi isi bacaan tentang “Islamic Economic ”. • Menjawa b pertanyaa n dengan benar. • Mengisi teks rumpang berdasark an audio yang didengark an. | Speak ing Writi ng Readi ng Listen ing | <ul style="list-style-type: none"> • Practice the conversa tion below with your friend! • Arrange the words below into a good sentence ! • Read the text below and share with your friend about what you get! • Vocabula ry • Compreh ension • Listening Section: Listen to | “word search”. | Penjel asan, Kontr ol dan Monit or | Tugas Indivi du dan tugas kelom pok |

| | | | | | | | | | |
|--|--|--|--|--|--|---|--|--|--|
| | | | | | | the recording carefully and fill the blank of the text below based on the recording | | | |
|--|--|--|--|--|--|---|--|--|--|

APPENDIX 8
LESSON PLAN

RENCANA PELAKSANAAN PEMBELAJARAN UNIT SATU

- | | | |
|------|----------------------|--|
| I. | Subject | English for Management |
| II. | Bab | 1 |
| III. | Topic | |
| IV. | Waktu | Banking 90 menit |
| V. | Tujuan Umum | Pembelajaran ini mempersiapkan mahasiswa untuk dapat berbicara, menulis, membaca dan mendengar tentang “Eport-Import” secara efektif dengan percaya diri dalam berbahasa Inggris untuk meningkatkan kemampuan berbicara (speaking), menulis (writing),(reading), dan mendengar (listening) yang ada di dalam topic. |
| VI. | Tujuan Objektif | Setelah mempelajari materi ini mahasiswa dapat untuk: <ol style="list-style-type: none"> 1. Mahasiswa dapat mempraktekkan percakapan tentang “Transferring Money” dengan baik. 2. Mahasiswa dapat menyusun kata yang acak menjadi kalimat yang baik dan benar. 3. Mahasiswa dapat memahami bacaan tentang “the world bank: history and purpose” sehingga siswa mampu mengerjakan soal benar salah yang berkaitan dengan bacaan. 4. Mahasiswa mampu memberikan tanggapan benar atau salah pada pernyataan yang telah disediakan berdasarkan bacaan. 5. Mahasiswa dapat mengisi teks rumpang dengan benar berdasarkan dengan audio yang didengar. |
| VII. | Materi dan Peralatan | a. Handout |

- b. Speaker
- c. Audio Player

VIII. Langkah-langkah/aktivitas: (70 menit)

1. Dosen membuka pelajaran dan menyampaikan topik yang akan dipelajari (5 menit)
2. Dosen memerintahkan mahasiswa untuk mempraktekkan percakapan tentang “transferring money” dengan temannya. (15 menit)
3. Dosen memerintahkan mahasiswa untuk menyusun kata yang acak menjadi kalimat yang benar. (8 menit)
4. Dosen memerintahkan mahasiswa untuk mengumpulkan kalimat yang sudah disusun. (2 menit)
5. Dosen memerintahkan mahasiswa untuk membaca dan memahami isi bacaan (20 menit)
6. Dosen memerintahkan mahasiswa untuk mengerjakan soal benar salah yang berkaitan dengan bacaan. (5 menit)
7. Dosen memerintahkan mahasiswa untuk mendengarkan audio dan mengisi percakapan yang rumpang. (15)

IX. Evaluasi (10 menit)

1. Dosen memerintahkan mahasiswa untuk mengerjakan soal review tentang “Word Search”
2. Mahasiswa mencari kata yang disediakan dalam kotak.

X. Tugas tambahan (10 menit)

1. Guru memberikan mahasiswa tugas tambahan untuk dikerjakan di rumah yaitu:
 - a. Menterjemahkan semua kata yang berada di “Word Search”
 - b. Mahasiswa memilih kata yang ada di “Word Search” dan membuat tiga kalimat.
2. Guru menutup pembelajaran.

Rencana Pelaksanaan Pembelajaran

(RPP)

- | | | |
|-------|---------------------------------------|---|
| I. | Subject | English for management |
| II. | Bab | 2 |
| III. | Topik | Official Travel |
| IV. | Waktu | 90 menit |
| V. | Tujuan Umum | <p>Pembelajaran ini mempersiapkan mahasiswa untuk dapat berbicara, menulis, membaca, dan mendengar tentang “bargaining” secara efektif dan dengan percaya diri dalam bahasa Inggris untuk meningkatkan kemampuan berbicara (speaking), menulis (writing), membaca (reading), dan mendengar (listening) yang ada dalam topik.</p> |
| VI. | Tujuan Objektif | <p>Setelah itu mahasiswa diharapkan mampu untuk:</p> <ol style="list-style-type: none"> 1. Mahasiswa dapat melakukan percakapan dengan temannya dan mempraktikannya. 2. Mahasiswa dapat menyusun kalimat dengan benar. 3. Mahasiswa dapat memahami isi bacaan tentang “<i>Official Travel</i>”. 4. Mahasiswa dapat menjawab pertanyaan dengan benar. 5. Mahasiswa dapat mengisi teks rumpang berdasarkan audio yang didengarkan. |
| VII. | Materi dan media pembelajaran | <ol style="list-style-type: none"> a. Handout b. Speaker c. Rekaman audio |
| VIII. | Langkah-langkah/aktivitas: (70 menit) | <ol style="list-style-type: none"> 1. Dosen memperkenalkan topik yang akan dipelajari (5 menit) |

2. Dosen memerintahkan mahasiswa untuk melakukan percakapan dengan temannya (15 menit)
 3. Dosen memerintahkan mahasiswa untuk menyusun kata menjadi kalimat dengan benar (10 menit)
 4. Dosen memerintahkan mahasiswa membaca serta memahami isi bacaan. "*Good Design Presentation*" (20 menit)
 5. Setelah itu mahasiswa mengerjakan soal yang berkaitan dengan bacaan. (5 menit)
 6. Dosen memerintahkan mahasiswa untuk mendengar audio dan mahasiswa mengisi teks rumpang. (15 menit)
- IX. Evaluasi (10 menit)
1. Dosen memerintahkan mahasiswa untuk mengerjakan soal review tentang "word search Puzzle".
 2. Mahasiswa mencari kata yang disediakan dalam kotak.
- X. Tugas tambahan (10 menit)
1. Dosen memberikan mahasiswa tugas untuk dikerjakan di rumah
 2. Dosen menutup pembelajaran

Rencana Pelaksanaan Pembelajaran

(RPP)

- | | | |
|--------|---------------------------------------|---|
| XI. | Subject | English for Management |
| XII. | Bab | 3 |
| XIII. | Topik | |
| XIV. | Waktu | Budgeting Organization 90 menit |
| XV. | Tujuan Umum | Pembelajaran ini mempersiapkan mahasiswa untuk dapat berbicara, menulis, membaca, dan mendengar tentang “Budgeting Organization” secara efektif dan dengan percaya diri dalam berbahasa Inggris untuk meningkatkan kemampuan berbicara (speaking), menulis (writing), membaca (reading), dan mendengar (listening) yang disajikan pada setiap topik. |
| XVI. | Tujuan Objektif | Setelah itu mahasiswa diharapkan mampu untuk: <ol style="list-style-type: none"> 6. Mahasiswa dapat melakukan percakapan dengan temannya dan mempraktikannya. 7. Mahasiswa dapat menyusun kata menjadi kalimat dengan benar. 8. Mahasiswa dapat memahami isi bacaan tentang “<i>Budgeting Organization</i>”. 9. Mahasiswa dapat menjawab pertanyaan dengan benar. 10. Mahasiswa dapat mengisi teks rumpang berdasarkan audio yang didengarkan. |
| XVII. | Materi dan media pembelajaran | <ol style="list-style-type: none"> d. Handout e. Speaker f. Rekaman audio/video |
| XVIII. | Langkah-langkah/aktivitas: (70 menit) | <ol style="list-style-type: none"> 7. Dosen memperkenalkan topik yang akan dipelajari (5 menit) |

8. Dosen mengarahkan mahasiswa untuk melakukan percakapan dengan mahasiswa yang lain (15 menit)
 9. Dosen mengarahkan mahasiswa untuk menyusun kata menjadi kalimat dengan baik dan benar (10 menit)
 10. Dosen mengarahkan mahasiswa membaca serta memahami isi bacaan. "*Budgeting Organization*" (20 menit)
 11. Setelah itu mahasiswa mengerjakan soal yang berkaitan dengan bacaan. (5 menit)
 12. Dosen mengarahkan mahasiswa untuk mendengar audio dan mahasiswa mengisi teks rumpang. (15 menit)
- XIX. Evaluasi (10 menit)
3. Dosen mengarahkan mahasiswa untuk mengerjakan soal review tentang "word search Puzzle".
 4. Mahasiswa mencari kata yang disediakan dalam kotak.
- XX. Tugas tambahan (10 menit)
3. Dosen memberikan mahasiswa tugas untuk dikerjakan di rumah
 4. Dosen menutup pembelajaran

Rencana Pelaksanaan Pembelajaran

(RPP)

- | | | |
|-------|----------------------------|--|
| I. | Subject | English for Management |
| II. | Bab | 4 |
| III. | Topic | |
| IV. | Waktu | Export-Import 90 menit |
| V. | Tujuan Umum | Pembelajaran ini mempersiapkan mahasiswa untuk dapat berbicara, menulis, membaca dan mendengar tentang “Eport-Import” secara efektif dengan percaya diri dalam berbahasa Inggris untuk meningkatkan kemampuan berbicara (speaking), menulis (writing),(reading), dan mendengar (listening) yang ada di dalam topic. |
| VI. | Tujuan Objektif | Setelah mempelajari materi ini mahasiswa dapat untuk: <ol style="list-style-type: none"> 1. Mahasiswa dapat mempraktekkan percakapan tentang “Export” dengan baik. 2. Mahasiswa dapat menyusun kata yang acak menjadi kalimat yang baik dan benar. 3. Mahasiswa dapat memahami bacaan tentang “the history of Exporting and Importing” sehingga mahasiswa mampu mengerjakan soal benar salah yang berkaitan dengan bacaan. 4. Mahasiswa mampu memberikan tanggapan benar atau salah pada pernyataan yang telah disediakan berdasarkan bacaan. 5. Mahasiswa dapat mengisi teks rumpang dengan benar berdasarkan dengan audio yang didengar |
| VII. | Materi dan Peralatan | d. Handout e. Speaker f. Audio Player |
| VIII. | Langkah-langkah/aktivitas: | (70 menit) |

8. Dosen membuka pelajaran dan menyampaikan topik yang akan dipelajari (5 menit)
 9. Dosen memerintahkan mahasiswa untuk mempraktekkan percakapan tentang “Export” dengan temannya. (15 menit)
 10. Dosen memerintahkan mahasiswa untuk menyusun kata yang acak menjadi kalimat yang benar. (10 menit)
 11. Dosen memerintahkan mahasiswa untuk membaca dan memahami isi bacaan (20 menit)
 12. Dosen memerintahkan mahasiswa untuk mengerjakan soal benar salah yang berkaitan dengan bacaan. (5 menit)
 13. Dosen memerintahkan mahasiswa untuk mendengarkan audio dan mengisi percakapan yang rumpang. (15)
- IX. Evaluasi (10 menit)
3. Dosen memerintahkan mahasiswa untuk mengerjakan soal review tentang “Word Search”
 4. Mahasiswa mencari kata yang disediakan dalam kotak.
- X. Tugas tambahan (10 menit)
3. Guru memberikan mahasiswa tugas tambahan untuk dikerjakan di rumah yaitu:
 - c. Menterjemahkan semua kata yang berada di “Word Search”
 - d. Mahasiswa memilih kata yang ada di “Word Search” dan membuat lima kalimat.
 4. Guru menutup pembelajaran.

Rencana Pelaksanaan Pembelajaran

(RPP)

- | | | |
|-------|---------------------------------------|---|
| I. | Subjek | English For Management |
| II. | BAB | 5 |
| III. | Topik | Business Organization |
| IV. | Waktu | 90 Menit |
| V. | Deskripsi Pembelajaran | Pembelajaran ini mempersiapkan mahasiswa untuk dapat berbicara, menulis, membaca dan mendengar tentang “ <i>Business Organization</i> ” secara efektif dan dengan percaya diri dalam bahasa Inggris untuk meningkatkan kemampuan berbicara (speaking), menulis (writing), membaca (reading) dan mendengar (listening) yang ada didalam topik. |
| VI. | Tujuan Pembelajaran | Setelah itu, mahasiswa diharapkan agar mampu: <ol style="list-style-type: none"> 6. Mempraktikkan percakapan tentang “<i>Business Angel</i>” dalam bentuk kelompok. 7. Menyusun kata yang acak menjadi kalimat yang utuh. 8. Memahami isi bacaan tentang “<i>Business Organization</i>”. 9. Memberikan tanggapan benar atau salah pada pernyataan yang telah disediakan berdasarkan bacaan. 10. Dapat mengisi teks rumpang berdasarkan rekaman audio yang diperdengarkan oleh dosen. |
| VII. | Media Pembelajaran: | <ol style="list-style-type: none"> 1. Handout 2. Speaker 3. Rekaman Audio |
| VIII. | Langkah-Langkah/Aktivitas: (50 menit) | <ol style="list-style-type: none"> 1. Dosen memperkenalkan dan menjelaskan topik tentang “<i>Business Organization</i>” secara singkat, padat dan jelas. (10 menit) 2. Dosen memberikan gambaran singkat tentang “<i>Role Play</i>” dan membagi mahasiswa menjadi dua kelompok yaitu kelompok perempuan dan kelompok laki-laki. (10 menit) 3. Dosen memberikan penjelasan secara singkat, padat dan jelas tentang cara menyusun kata yang acak untuk menjadi kalimat yang utuh. (10 |

menit)

4. Dosen meminta kepada mahasiswa untuk membaca sebuah bacaan mengenai "*Types of Business Organization*". (10 menit)
5. Dosen mempraktikkan cara pengucapan kosa kata yang tersedia secara yang berhubungan dengan bacaan sebelumnya secara baik dan benar . (10 menit)

IX. Evaluasi: (25 menit)

1. Mahasiswa mempraktikkan "*Role Play*" berdasarkan teks yang tersedia pada handout. (5 menit)
2. Mahasiswa mengerjakan latihan menulis (writing) dalam bentuk menyusun kata bahasa Inggris yang acak menjadi sebuah kalimat bahasa Inggris yang baik dan benar. (10 menit)
3. Mahasiswa memberikan tanggapan pada pernyataan yang tersedia berdasarkan dengan bacaan "*Types of Business Organization*". (5 menit)
4. Mahasiswa melengkapi teks bacaan rumpang berdasarkan rekaman audio yang diputarkan oleh dosen. (5 menit)

X. Tugas Tambahan: (15 menit)

1. Dosen menjelaskan cara untuk mencari kata pada salah satu bentuk permainan bahasa "*Words Search Puzzle*". (10 menit)
2. Dosen memberikan tugas kepada mahasiswa untuk dikerjakan di rumah dalam bentuk "*Words Search Puzzle*" tentang *Business Organization* yaitu Investor sekaligus menutup pembelajaran. (5 menit)

Rencana Pelaksanaan Pembelajaran

(RPP)

- | | | |
|-------|---------------------------------------|--|
| I. | Subject | English for management |
| II. | Bab | 6 |
| III. | Topik | Business Law |
| IV. | Waktu | 90 menit |
| V. | Tujuan Umum | <p>Pembelajaran ini mempersiapkan mahasiswa untuk dapat berbicara, menulis, membaca, dan mendengar tentang “Business Law” secara efektif dan dengan percaya diri dalam bahasa Inggris untuk meningkatkan kemampuan berbicara (speaking), menulis (writing), membaca (reading), dan mendengar (listening) yang ada dalam topik.</p> |
| VI. | Tujuan Objektif | <p>Setelah itu mahasiswa diharapkan mampu untuk:</p> <ol style="list-style-type: none"> 11. Membaca suatu topik dengan baik dan benar. 12. Menyusun kalimat dengan benar. 13. Memahami isi bacaan tentang “<i>Business Law</i>”. 14. Menjawab pertanyaan dengan benar. 15. Mengisi teks rumpang berdasarkan audio yang didengarkan. |
| VII. | Materi dan media pembelajaran | <ol style="list-style-type: none"> g. Handout h. Speaker i. Rekaman audio |
| VIII. | Langkah-langkah/aktivitas: (70 menit) | <ol style="list-style-type: none"> 13. Dosen memperkenalkan topik yang akan dipelajari (5 menit) 14. Dosen memerintahkan mahasiswa untuk melakukan percakapan dengan temannya (15 menit) |

15. Dosen memerintahkan mahasiswa untuk menyusun kata menjadi kalimat dengan benar (10 menit)
 16. Dosen memerintahkan mahasiswa membaca serta memahami isi bacaan. "*Business Law*" (20 menit)
 17. Setelah itu mahasiswa mengerjakan soal yang berkaitan dengan bacaan. (5 menit)
 18. Dosen memerintahkan mahasiswa untuk mendengar audio dan mahasiswa mengisi teks rumpang. (15 menit)
- IX. Evaluasi (10 menit)
5. Dosen memerintahkan mahasiswa untuk mengerjakan soal review tentang "word search Puzzle".
 6. Mahasiswa mencari kata yang disediakan dalam kotak.
- X. Tugas tambahan (10 menit)
5. Dosen memberikan mahasiswa tugas untuk dikerjakan di rumah
 6. Dosen menutup pembelajaran

Rencana Pelaksanaan Pembelajaran

(RPP)

- | | | |
|------|------------------------|---|
| I. | Subjek | English For Management |
| II. | BAB | 7 |
| III. | Topik | Taxes |
| IV. | Waktu | 90 Menit |
| V. | Deskripsi Pembelajaran | Pembelajaran ini mempersiapkan mahasiswa untuk dapat berbicara, menulis, membaca dan mendengar tentang “ <i>Taxes</i> ” secara efektif dan dengan percaya diri dalam bahasa Inggris untuk meningkatkan kemampuan berbicara (speaking), menulis (writing), membaca (reading) dan mendengar (listening) yang ada didalam topik. |
| VI. | Tujuan Pembelajaran | <p>Setelah itu, mahasiswa diharapkan agar mampu:</p> <ol style="list-style-type: none"> 11. Mempraktikkan percakapan tentang “<i>Tax</i>” secara berpasangan. 12. Menyusun kata yang acak menjadi kalimat yang utuh. 13. Memahami isi bacaan tentang “<i>Taxation</i>”. 14. Memberikan tanggapan benar atau salah pada pernyataan yang telah disediakan berdasarkan bacaan. 15. Dapat mengisi teks rumpang berdasarkan rekaman audio yang diperdengarkan oleh dosen. |
| VII. | Media Pembelajaran: | <ol style="list-style-type: none"> 4. Handout 5. Speaker |

6. Rekaman Audio

VIII. Langkah-Langkah/Aktivitas: (60 menit)

6. Dosen memperkenalkan dan menjelaskan topik tentang “*Taxes*” secara singkat, padat dan jelas. (10 menit)
7. Dosen memerintahkan mahasiswa agar mencari pasangan untuk mengisi percakapan yang rumpang dan kemudian mempraktikkannya. (15 menit)
8. Dosen memberikan penjelasan secara singkat, padat dan jelas tentang cara menyusun kata yang acak untuk menjadi kalimat yang utuh. (10 menit)
9. Dosen meminta kepada mahasiswa untuk membaca sebuah bacaan mengenai “*Taxation*” beserta kosa katanya. (15 menit)
10. Dosen mempraktikkan cara pengucapan kosa kata yang tersedia secara yang berhubungan dengan bacaan sebelumnya secara baik dan benar. (10 menit)

IX. Evaluasi: (25 menit)

5. Mahasiswa melengkapi percakapan yang rumpang dan kemudian mempraktikkannya. (10 menit)
6. Mahasiswa mengerjakan latihan menulis (writing) dalam bentuk menyusun kata bahasa Inggris yang acak menjadi sebuah kalimat bahasa Inggris yang baik dan benar. (5 menit)
7. Mahasiswa memberikan tanggapan pada pernyataan yang tersedia berdasarkan dengan bacaan “*Taxation*”. (5 menit)
8. Mahasiswa melengkapi teks bacaan rumpang berdasarkan rekaman audio yang diputarkan oleh dosen. (5 menit)

X. Tugas Tambahan: (15 menit)

3. Dosen menjelaskan cara untuk mencari kata pada salah satu bentuk permainan bahasa “*Words Search Puzzle*”. (10 menit)
4. Dosen memberikan tugas kepada mahasiswa untuk dikerjakan

dirumah dalam bentuk “Words Search Puzzle” tentang Taxes sekaligus menutup pembelajaran. (5 menit)

Rencana Pelaksanaan Pembelajaran

(RPP)

| | | |
|------|------------------|---|
| I. | Subject | English for management |
| II. | Bab | 8 |
| III. | Topik | |
| IV. | Waktu | Business Letter 90 menit |
| V. | Tujuan Umum | Pembelajaran ini mempersiapkan mahasiswa untuk dapat berbicara, menulis, membaca, dan mendengar tentang “macro-micro economic” secara efektif dan dengan percaya diri dalam bahasa inggris untuk meningkatkan kemampuan berbicara (speaking), menulis (writing), membaca (reading), dan mendengar (listening) yang ada dalam topik. |
| VI. | Tujuan Objektif | Setelah itu murid diharapkan mampu untuk: <ol style="list-style-type: none"> 1. Mahasiswa dapat melakukan percakapan dengan temannya dan mempraktikannya. 2. Mahasiswa dapat menyusun kalimat menjadi paragraf dengan benar. 3. Mahasiswa dapat memahami isi bacaan tentang “<i>Business Letter</i>”. 4. Mahasiswa dapat menjawab pertanyaan dengan benar. 5. Mahasiswa dapat mengisi teks rumpang berdasarkan audio yang didengarkan. |
| VII. | Materi dan media | 1. Handout |

- pembelajaran
- 2. Speaker
- 3. Rekaman audio

VIII. Langkah-langkah/aktivitas: (70 menit)

1. Dosen memperkenalkan topik yang akan dipelajari (5 menit)
2. Dosen memerintahkan mahasiswa untuk melakukan percakapan dengan temannya (15 menit)
3. Dosen memerintahkan mahasiswa untuk menyusun kata menjadi kalimat dengan benar (10 menit)
4. Dosen memerintahkan mahasiswa membaca serta memahami isi bacaan. (20 menit)
5. Setelah itu mahasiswa mengerjakan soal yang berkaitan dengan bacaan. (5 menit)
6. Dosen memerintahkan mahasiswa untuk mendengar audio dan mahasiswa mengisi taks rampung. (15 menit)

IX. Evaluasi (10 menit)

1. Dosen memerintahkan iswa untk mengerjakan soal review tentang “word search puzzle”.
 2. Mahasiswa mencari kata yang disediakan dalam kotak.
3. Tugas tambahan (10 menit)
1. Dosen memberikan mahasiswa tugas untuk dikerjakan dirumah
 2. Dosen menutup pembelajaran

Rencana Pelaksanaan Pembelajaran

(RPP)

- | | | |
|-------|---------------------------------------|--|
| I. | Subject | English for manejement |
| II. | Bab | 9 |
| III. | Topik | |
| IV. | Waktu | Macro-Micco Economic 90 menit |
| V. | Tujuan Umum | Pembelajaran ini mempersiapkan mahasiswa untuk dapat berbicara, menulis, membaca, dan mendengar tentang “macro-micro economic” secara efektif dan dengan percaya diri dalam bahasa inggris untuk meningkatkan kemampuan berbicara (speaking), menulis (writing), membaca (reading), dan mendengar (listening) yang ada dalam topik. |
| VI. | Tujuan Objektif | Setelah itu murisdiharapkan mampu untuk: <ul style="list-style-type: none"> 6. Mahasiswa dapat melakukan percakapan dengan temannya dan mempraktikannya. 16. Mahasiswa dapat menyusun kata menjadi kalimat dengan benar. 7. Mahasiswa dapat memahami isi bacaan tentang “<i>macro-micro economic</i>”. 8. Mahasiswa dapat menjawab pertanyaan dengan benar. 9. Mahasiswa dapat mengisi teks rumpang berdasarkan audio yang didengarkan. |
| VII. | Materi dan media pembelajaran | <ul style="list-style-type: none"> 4. Handout 5. Speaker 6. Rekaman audio |
| VIII. | Langkah-langkah/aktivitas: (70 menit) | <ul style="list-style-type: none"> 7. Dosen memperkenalkan topik yang akan dipelajari (5 menit) |

8. Dosen memerintahkan mahasiswa untuk melakukan percakapan dengan temannya (15 menit)
 9. Dosen memerintahkan mahasiswa untuk menyusun kata menjadi kalimat dengan benar (10 menit)
 10. Dosen memerintahkan mahasiswa membaca serta memahami isi bacaan. (20 menit)
 11. Setelah itu mahasiswa mengerjakan soal yang berkaitan dengan bacaan. (5 menit)
 12. Dosen memerintahkan mahasiswa untuk mendengar audio dan mahasiswa mengisi teks rampung. (15 menit)
- IX. Evaluasi (10 menit)
4. Dosen memerintahkan siswa untuk mengerjakan soal review tentang “word search”.
 5. Mahasiswa mencari kata yang disediakan dalam kotak.
6. Tugas tambahan (10 menit)
3. Dosen memberikan mahasiswa tugas untuk dikerjakan di rumah
 4. Dosen menutup pembelajaran

Rencana Pelaksanaan Pembelajaran

(RPP)

- | | | |
|-------|---------------------------------------|---|
| I. | Subject | English for Management |
| II. | Bab | 10 |
| III. | Topik | Insurance |
| IV. | Waktu | 90 menit |
| V. | Tujuan Umum | <p>Pembelajaran ini mempersiapkan mahasiswa untuk dapat berbicara, menulis, membaca, dan mendengar tentang “Insurance” secara efektif dan dengan percaya diri dalam bahasa Inggris untuk meningkatkan kemampuan berbicara (speaking), menulis (writing), membaca (reading), dan mendengar (listening) yang dipersiapkan pada setiap topik.</p> |
| VI. | Tujuan Objektif | <p>Setelah itu mahasiswa diharapkan mampu untuk:</p> <ol style="list-style-type: none"> 1. Mahasiswa dapat melakukan percakapan dengan temannya dan mempraktikannya. 2. Mahasiswa dapat menyusun kata menjadi kalimat kemudian menjadi paragraf dengan benar. 3. Mahasiswa dapat memahami isi bacaan tentang “insurance”. 4. Mahasiswa dapat menjawab pertanyaan dengan benar. 5. Mahasiswa dapat mengisi teks rumpang berdasarkan audio yang didengarkan. |
| VII. | Materi dan media pembelajaran | <ol style="list-style-type: none"> 7. Handout 8. Speaker 9. Rekaman audio/video |
| VIII. | Langkah-langkah/aktivitas: (70 menit) | <ol style="list-style-type: none"> 13. Dosen memperkenalkan topik yang akan dipelajari (5 menit) 14. Dosen mengarahkan mahasiswa untuk melakukan percakapan dengan |

mahasiswa lain (15 menit)

15. Dosen mengarahkan mahasiswa untuk menyusun kata menjadi kalimat dengan benar (10 menit)

16. Dosen mengarahkan mahasiswa membaca serta memahami isi bacaan. (20 menit)

17. Setelah itu mahasiswa mengerjakan soal yang berkaitan dengan bacaan. (5 menit)

18. Dosen mengarahkan mahasiswa untuk mendengar audio dan mahasiswa mengisi taks rampung. (15 menit)

IX. Evaluasi (10 menit)

7. Dosen mengarahkan mahasiswa untk mengerjakan soal review tentang “word search puzzle”.

8. Mahasiswa mencari kata yang disediakan dalam kotak.

9. Tugas tambahan (10 menit)

5. Dosen memberikan mahasiswa tugas untuk dikerjakan dirumah

6. Dosen menutup pembelajaran

Rencana Pelaksanaan Pembelajaran

(RPP)

- | | | |
|-------|---------------------------------------|---|
| I. | Subject | English for manejement |
| II. | Bab | 11 |
| III. | Topik | Bargaining |
| IV. | Waktu | 90 menit |
| V. | Tujuan Umum | Pembelajaran ini mempersiapkan mahasiswa untuk dapat berbicara, menulis, membaca, dan mendengar tentang “bargaining” secara efektif dan dengan percaya diri dalam bahasa inggris untuk meningkatkan kemampuan berbicara (speaking), menulis (writing), membaca (reading), dan mendengar (listening) yang ada dalam topik. |
| VI. | Tujuan Objektif | <p>Setelah itu mahasiswa diharapkan mampu untuk:</p> <ul style="list-style-type: none"> 17. Mahasiswa dapat melakukan percakapan dengan temannya dan mempraktikannya. 18. Mahasiswa dapat menyusun kalimat dengan benar. 19. Mahasiswa dapat memahami isi bacaan tentang “<i>Bargaining</i>”. 20. Mahasiswa dapat menjawab pertanyaan dengan benar. 21. Mahasiswa dapat mengisi teks rumpang berdasarkan audio yang didengarkan. |
| VII. | Materi dan media pembelajaran | <ul style="list-style-type: none"> j. Handout k. Speaker l. Rekaman audio |
| VIII. | Langkah-langkah/aktivitas: (70 menit) | <ul style="list-style-type: none"> 19. Dosen memperkenalkan topik yang akan dipelajari (5 menit) |

20. Dosen memerintahkan mahasiswa untuk melakukan percakapan dengan temannya (15 menit)
 21. Dosen memerintahkan mahasiswa untuk menyusun kata menjadi kalimat dengan benar (10 menit)
 22. Dosen memerintahkan mahasiswa membaca serta memahami isi bacaan. (20 menit)
 23. Setelah itu mahasiswa mengerjakan soal yang berkaitan dengan bacaan. (5 menit)
 24. Dosen memerintahkan mahasiswa untuk mendengar audio dan mahasiswa mengisi teks rampung. (15 menit)
- IX. Evaluasi (10 menit)
7. Dosen memerintahkan mahasiswa untuk mengerjakan soal review tentang “word search”.
 8. Mahasiswa mencari kata yang disediakan dalam kotak.
- X. Tugas tambahan (10 menit)
7. Dosen memberikan mahasiswa tugas untuk dikerjakan di rumah
 8. Dosen menutup pembelajaran

Rencana Pelaksanaan Pembelajaran

(RPP)

- | | | |
|------|-----------------|---|
| I. | Subject | English for Management |
| II. | Bab | 12 |
| III. | Topik | Advertising |
| IV. | Waktu | 90 menit |
| V. | Tujuan Umum | <p>Pembelajaran ini mempersiapkan mahasiswa untuk dapat berbicara, menulis, membaca, dan mendengar tentang “<i>Advertising</i>” secara efektif dan dengan percaya diri dalam bahasa Inggris untuk meningkatkan kemampuan berbicara (speaking), menulis (writing), membaca (reading), dan mendengar (listening) yang ada dalam topik.</p> |
| VI. | Tujuan Objektif | <p>Setelah itu mahasiswa diharapkan mampu untuk:</p> <ol style="list-style-type: none"> 22. Mahasiswa mampu melakukan sebuah diskusi kelompok kecil tentang “<i>Advertising</i>” dengan menggunakan pertanyaan bantuan sebagai perangsang ide-ide mahasiswa terhadap topik diskusi. 23. Mahasiswa mampu menyusun kalimat pertanyaan dari kata-kata yang acak berdasarkan kata bantu yang sesuai. 24. Mahasiswa mampu memahami isi bacaan tentang “<i>Advertising</i>” dengan bantuan kosa-kata yang tersedia. 25. Mahasiswa mampu menjawab pertanyaan pemahaman dengan benar. 26. Mahasiswa mampu mengisi teks rumpang berdasarkan audio yang didengarkan. |

- VII. Materi dan media pembelajaran
- m. Handout
 - n. Studi kasus
 - o. Speaker
 - p. Rekaman audio
- VIII. Langkah-langkah/aktivitas: (70 menit)
- 25. Dosen memperkenalkan topik yang akan dipelajari (5 menit)
 - 26. Dosen melemparkan beberapa pertanyaan kepada mahasiswa untuk dijadikan acuan bahan diskusi (20 menit)
 - 27. Dosen menginstruksikan mahasiswa untuk membaca serta memahami isi bacaan.(20 menit)
 - 28. Setelah itu mahasiswa mengerjakan soal yang berkaitan dengan bacaan. (10 menit)
 - 29. Dosen menginstruksikan mahasiswa untuk mendengar audio dan mahasiswa mengisi teks rumpang. (15 menit)
- IX. Evaluasi (10 menit)
- 9. Dosen menginstruksikan mahasiswa untk mengerjakan soal review tentang “*word search*”.
 - 10. Mahasiswa mencari kata yang disediakan dalam kotak.
- X. Tugas tambahan (10 menit)
- 9. Dosen memberikan mahasiswa tugas studi kasus untuk dikerjakan dirumah secara kelompok.
 - 10. Dosen menutup pembelajaran

Rencana Pelaksanaan Pembelajaran

(RPP)

- | | | |
|------|-----------------|--|
| I. | Subject | English for Management |
| II. | Bab | 13 |
| III. | Topik | E- Commerce |
| IV. | Waktu | 90 menit |
| V. | Tujuan Umum | <p>Pembelajaran ini mempersiapkan mahasiswa untuk dapat berbicara, menulis, membaca, dan mendengar tentang “<i>E- Commerce</i>” secara efektif dan dengan percaya diri dalam bahasa Inggris untuk meningkatkan kemampuan berbicara (speaking), menulis (writing), membaca (reading), dan mendengar (listening) yang ada dalam topik.</p> |
| VI. | Tujuan Objektif | <p>Setelah itu mahasiswa diharapkan mampu untuk:</p> <ol style="list-style-type: none"> 10. Mahasiswa mampu mendeskripsikan sebuah gambar yang ditentukan pada sebuah tema “<i>Belanja online</i>” dengan menggunakan kosa-kata bantu dan pertanyaan yang tersedia secara berpasangan sesama mahasiswa atau mahasiswi. 11. Mahasiswa mampu menyusun kembali sebuah paragraf acak menjadi paragraf-paragraf yang berkaitan dengan melengkapi kata kerja bantu bahasa Inggris pada setiap kalimat yang belum lengkap. 12. Mahasiswa mampu menyusun beberapa paragraf yang acak tentang “<i>E-Commerce</i>” serta memahami isi bacaan dengan |

pemanfaatan gambar yang tersedia dan kosa-kata yang tersedia.

13. Mahasiswa dapat mengisi teks rumpang berdasarkan audio yang didengarkan.

VII. Materi dan media pembelajaran

10. Handout
11. Speaker
12. Rekaman audio
13. LCD

VIII. Langkah-langkah/aktivitas: (70 menit)

19. Dosen memperkenalkan topik yang akan dipelajari (5 menit)
20. Dosen menginstruksikan mahasiswa untuk menentukan pasangan laki-laki sesame laki-laki dan begitu sebaliknya (5 menit)
21. Dosen memberikan peluang waktu bagi setiap pasangan mahasiswa untuk mendeskripsikan gambar yang telah dicermati dengan menggunakan kosa-kata bantu dan pertanyaan yang tersedia (20 menit)
22. Dosen menginstruksikan mahasiswa untuk menulis kembali paragraph yang tersedia dengan kata bantu yang sesuai. (10 menit)
23. Dosen menginstruksikan mahasiswa untuk menyusun paragraf yang acak dengan kosa kata bantu dan gambar yang tersedia. (20 menit)
24. Dosen menginstruksikan mahasiswa untuk mendengar audio dan mahasiswa mengisi teks rumpang. (10 menit)

IX. Evaluasi (10 menit)

10. Dosen menginstruksikan masiswa untk mengerjakan soal review tentang “*word search*”.
11. Mahasiswa mencari kata yang disediakan dalam kotak.

X. Tugas tambahan (10 menit)

7. Dosen memberikan mahasiswa tugas untuk dikerjakan dirumah
8. Dosen menutup pembelajaran

Rencana Pelaksanaan Pembelajaran

(RPP)

- | | | |
|-------|---------------------------------------|---|
| I. | Subject | English for management |
| II. | Bab | 14 |
| III. | Topik | Islamic Economic |
| IV. | Waktu | 90 menit |
| V. | Tujuan Umum | Pembelajaran ini mempersiapkan mahasiswa untuk dapat berbicara, menulis, membaca, dan mendengar tentang “Islamic Economic” secara efektif dan dengan percaya diri dalam bahasa Inggris untuk meningkatkan kemampuan berbicara (speaking), menulis (writing), membaca (reading), dan mendengar (listening) yang ada dalam topik. |
| VI. | Tujuan Objektif | Setelah itu mahasiswa diharapkan mampu untuk: <ul style="list-style-type: none"> 14. Membaca suatu topik beserta kosakatanya dengan baik dan benar. 15. Menyusun kalimat dengan benar. 16. Memahami isi bacaan tentang “<i>Islamic Economic</i>”. 17. Menjawab pertanyaan dengan benar. 18. Mengisi teks rumpang berdasarkan audio yang didengarkan. |
| VII. | Materi dan media pembelajaran | <ul style="list-style-type: none"> 14. Handout 15. Speaker 16. Rekaman audio |
| VIII. | Langkah-langkah/aktivitas: (70 menit) | <ul style="list-style-type: none"> 25. Dosen memperkenalkan topik yang akan dipelajari (5 menit) 26. Dosen memerintahkan mahasiswa untuk melakukan percakapan dengan |

temannya (15 menit)

27. Dosen memerintahkan mahasiswa untuk menyusun kata menjadi kalimat dengan benar (10 menit)

28. Dosen memerintahkan mahasiswa membaca serta memahami isi bacaan. (20 menit)

29. Setelah itu mahasiswa mengerjakan soal yang berkaitan dengan bacaan. (5 menit)

30. Dosen memerintahkan mahasiswa untuk mendengar audio dan mahasiswa mengisi teks rampung. (15 menit)

IX. Evaluasi (10 menit)

12. Dosen memerintahkan mahasiswa untuk mengerjakan soal review tentang “word search puzzle”.

13. Mahasiswa mencari kata yang disediakan dalam kotak.

APPENDIX 9
DOCUMENTATION











CURRICULUM VITAE

The writer, NurFikriyah Irhashih Ilyas, was born on January, 14th1996 in Ujung Pandang, South Sulawesi. She has one brother and one sister. She is the first child of Ilyas ismail and Asriani Amir.



born on
She has
Muh.

She started her education in TK Minasa upa and graduated in 2001. She continued her study in SD

and
inpres

Minasa Upa 1 and graduated in 2007. She continued her study in SMPN 99 Jakarta and graduated in 2010. In the same year, she continued her study in Senior High School, SMAS DIPONEGORO 1 Jakarta till 2nd grade and 3rd grade in SMA Muhammadiyah 1 Unismuh and graduated in 2013.

In following years, she continued his study at State Islamic University (UIN) Alauddin Makassar as English language department student started 2013 until 2017.