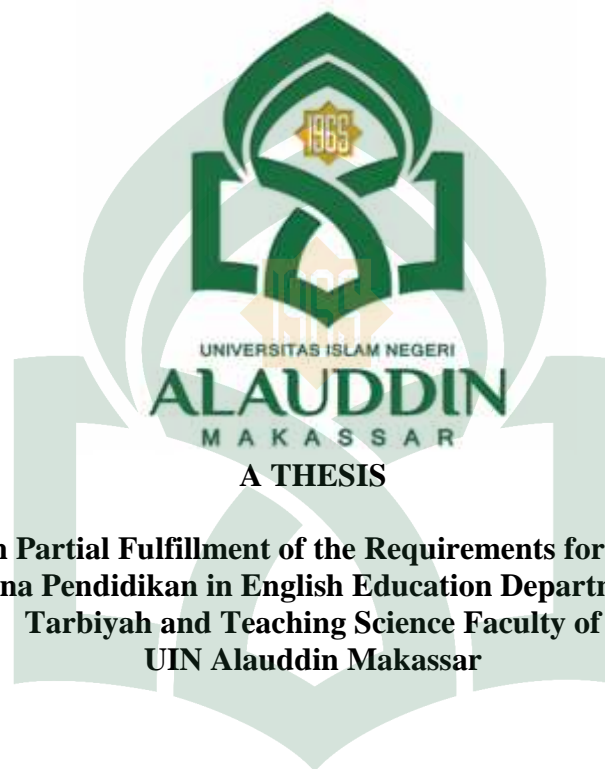


**THE EFFECTIVENESS OF THE APPLICATION OF ICE BREAKER
TOWARD IMPROVMENT STUDENTS' MOTIVATION IN LEARNING
ENGLISH AT THE FIRST GRADE OF MTS
MADANI ALAUDDIN PAO-PAO**



A THESIS

**Submitted in Partial Fulfillment of the Requirements for the Degree of
Sarjana Pendidikan in English Education Department of
Tarbiyah and Teaching Science Faculty of
UIN Alauddin Makassar**

UNIVERSITAS ISLAM NEGERI
ALAUDDIN
M A K A S S A R

By:

ZULHULAEFAH BURHAN

Reg. Number: 20400113043

**ENGLISH EDUCATION DEPARTMENT
TARBIYAH AND TEACHING SCIENCE FACULTY
ALAUDDIN STATE OF ISLAMIC UNIVERSITY
MAKASSAR**

2017

PERNYATAAN KEASLIAN SKRIPSI

Mahasiswi yang bertanda tangan di bawah ini:

Nama : Zulhulaefah Burhan
NIM : 20400113043
Tempat/ Tgl. Lahir : Bone, 24 July 1995
Jurusan : Pendidikan Bahasa Inggris
Fakultas : Tarbiyah dan Keguruan
Alamat : BTN. Pao-pao Permai Blok B6/5
Judul : *“The Effectiveness of the Application of Ice Breaker toward Improvement Students’ Motivation in Learning English at the First Grade of MTs Madani Alauddin Pao-Pao.”*

Menyatakan dengan sesungguhnya dan penuh kesadaran bahwa skripsi ini benar adalah hasil karya penulis sendiri. Jika di kemudian hari terbukti bahwa ia merupakan duplikat, tiruan, plagiat, atau dibuat oleh orang lain, sebagian atau seluruhnya, maka skripsi dan gelar yang diperoleh karenanya batal karena hukum.

Makassar, 2018

M A K A S S A R


Zulhulaefah Burhan
NIM. 20400113043

PENGESAHAN SKRIPSI

Skripsi yang berjudul, **"The Effectiveness of the Application of Ice Breaker toward Students' Motivation in Learning English at the First Grade of MTs Madani Alauddin Pao-Pao"**, yang disusun oleh **Zuhulaefah Burhan** NIM: **20400113043**, mahasiswa Jurusan Pendidikan Bahasa Inggris pada Fakultas Tarbiyah dan Keguruan UIN Alauddin Makassar, telah diujikan dan dipertahankan dalam sidang munaqasyah yang diselenggarakan pada hari Kamis, Tanggal **13 November 2017** bertepatan pada Tanggal **24 Safar 1439 H**, dinyatakan telah dapat diterima sebagai salah satu syarat untuk memperoleh gelar Sarjana Pendidikan (S.Pd) pada Fakultas Tarbiyah dan Keguruan, Jurusan Pendidikan Bahasa Inggris dengan beberapa perbaikan.

Samata-Gowa, 13 November 2017
24 Safar 1439 H

DEWAN PENGUJI

(SK.Dekan No. 2602 Tertanggal 9 November 2017)

Ketua : Dr. Kamsinah, M.Pd.I. (.....)
Sekretaris : Dr. Sitti Aisyah Chalik, S.Ag., M.Pd. (.....)
Munaqisy I : Sitti Nurpahmi, S.Pd., M.Pd. (.....)
Munaqisy II : Dra. St. Nurjannah Yunus Tekeng, M.Ed., M.A. (.....)
Pembimbing I : Dr. Hj. Djuwairiah Ahmad, M.Pd., M. TESOL. (.....)
Pembimbing II: Dr. H. Wahyuddin Naro, M. Hum. (.....)

Mengetahui :

Dekan Fakultas Tarbiyah dan Keguruan
UIN Alauddin Makassar



Dr. H. Muhammad Amri, Lc., M.Ag.

730120 200312 1 001

PERSETUJUAN PEMBIMBING

Pembimbing penulisan skripsi saudari **Zulhulacifah Burhan**, NIM: 20400113043 mahasiswi Jurusan Pendidikan Bahasa Inggris pada Fakultas Tarbiyah dan Keguruan UIN Alauddin Makassar, setelah meneliti dan mengoreksi secara seksama skripsi yang bersangkutan dengan judul "Improving Students' Motivation using Ice breaker in English Learning at the First Grade of MTs Madani Alauddin Pao-pao." memandang bahwa skripsi tersebut telah memenuhi syarat-syarat ilmiah dan dapat disetujui ke sidang munaqasyah.

Makassar, 30 Oktober 2017


Pembimbing I


Pembimbing II

UNIVERSITAS ISLAM NEGERI

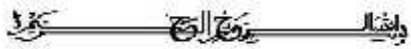
ALAUDDIN

MAKASSAR


Dr. Hj. Djuwairiah Ahmad, M.Pd., M.TESOL.
NIP. 19700619 199403 2 001


Dr. H. Wahyuddin Naro, M. Hum.
NIP. 19671231 199303 1 030

ACKNOWLEDGMENT



Alhamdulillah, the biggest gratitude should go to Allah swt. Without His Blessing and His Mercy, this research would have never been completed. Deepest thank for the physical and spiritual health Allah has lent during the process of this research. This thesis writing has been finished, under the assistance, direction, and guidance of some people.

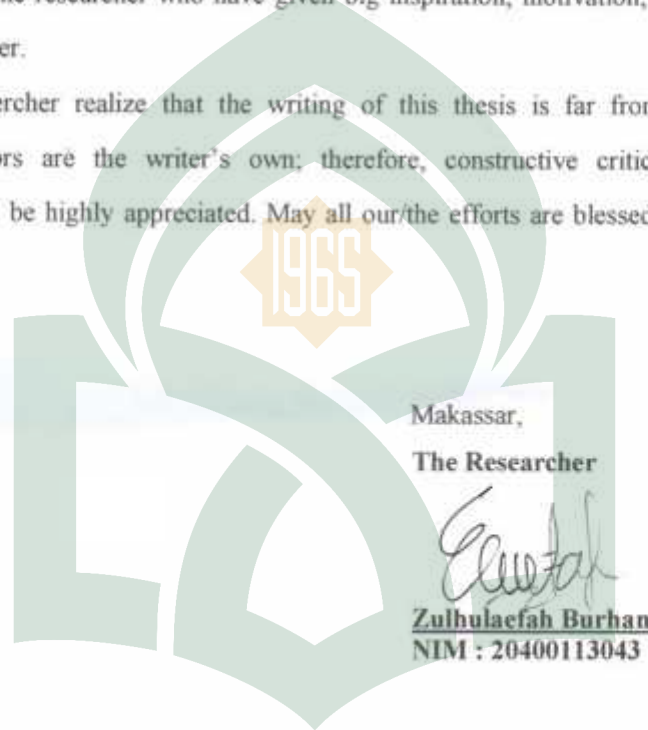
Therefore, the researcher would like to express her greatest gratitude and appreciation, especially to:

1. The researcher's beloved parents **Drs. Burhan Djafar** and **Dra. Kartini Sabang** who always pray, encourage, educate, and provide countless material supports, so that, she could finish thesis and her study in UIN Alauddin Makassar.
2. **Prof. Dr. H. Musafir Pababbari, M.Si** as the Rector of Alauddin State Islamic University (UIN) Makassar for his valuable support and guidance during her study.
3. **Dr. H. Muhammad Amri, Lc., M.Ag.** The Dean and all of the staff of Tarbiyah and The Teaching Science Faculty of Alauddin State Islamic University of Makassar.
4. **Dr. Kamsinah, M.Pd.I** and **Sitti Nurpahmi, S.Pd.** as the Head and Secretary of English Education Department of Tarbiyah and Teaching Science Faculty of Alauddin State Islam University of Makassar and all of the staff of her.

5. The researcher's consultants, **Dr. Hj. Djuwairiah Ahmad, M.Pd., M.TESOL.** and **Dr. H. Wahyuddin Naro, M. Hum.** Who have helped, guided, and supported the researcher during the writing of her thesis.
6. All of the lecturers of Tarbiyah and Teaching Sciences Faculty of Alauddin States University of Makassar for their guidance during the writer study.
7. The Headmaster of MTs. Madani Alauddin Pao-pao, **Abd. Rajab, S.Ag., M.Th.I.** Who gave permission to conduct a research at MA. Madani Alauddin Madani.
8. The English teacher of MTs. Madani Alauddin Pao-pao, **Rugayyah, S. Pd.** Who had helped, guided, and supported the researcher during the research of the writer thesis.
9. All of the staffs of MTs. Madani Alauddin Pao-pao who were willing to spend their time to participate in this research.
10. The students of the second grade of MTs Madani Alauddin Pao-pao who spends their time so willingly to participate the writer research.
11. Her lovely sister and brother , **Nurul Zakiah Burhan** and **Muh Zahri Burhan** who always support and help her in her day.
12. Her best friend, Naamarsha and **Andi Fatmawati Spd.I,** who always gives his love, time, motivation, inspiration, and support in her day.
13. Her best friends; **Rika Anggari, Nila Sari, Nur Tiala, Andi Dwi Ayuningtyas, Megawati, Abdul Haris Haery, Aulia Nur Insani, Bella Aldama, Binna Fahriani Manda, Fitriani S,** for their sincere friendship and assistance during the writing of this thesis.

14. The writer beloved family of PBI 3,4 who always be there for her in her ups on downs.
15. All of the people around the researcher's life whom could not be mentioned one by one by the researcher who have given big inspiration, motivation, spirit and prayer for her.

The resercher realize that the writing of this thesis is far from perfect. Reaminging errors are the writer's own; therefore, constructive criticisms and suggestions will be highly appreciated. May all our/the efforts are blessed by Allah swt. Aamin.



Makassar,

2017

The Researcher


Zulhulaefah Burhan
NIM : 20400113043

UNIVERSITAS ISLAM NEGERI
ALAUDDIN
M A K A S S A R

LIST OF CONTENTS

	Pages
TITLE PAGE	i
PERNYATAAN KEASLIAN SKRIPSI	ii
PERSETUJUAN PEMBIMBING	iii
ACKNOWLEDGEMENT	iv
LIST OF CONTENTS	vii
LIST OF TABLES	viii
LIST OF APPENDIX	ix
ABSTRACT	x
CHAPTER I INTRODUCTION	1
A. Background	1
B. Problem statement	4
C. Research Objective	4
D. Research Significan.....	4
E. Research Scope	5
F. Operational Definitions of Terms	5
CHAPTER II REVIEW OF RELATED LITERATURES	7
A. Literature review	7
B. Theoretical Framework.....	21
C. Hypothesis	22
CHAPTER III RESEARCH METHOD	23
A. Research Design	23
B. Research Variable	24
C. Research Participants	24
D. Research Instrument	25
E. Data Collecting Procedure	27
F. Data Analysis Technique	28
CHAPTER IV FINDINGS AND DISCUSSION	32


A. Findings.....	32
B. Discussion	34
CHAPTER V CONCLUSIONS AND SUGGESTIONS	36
A. Conclusion	36
B. Suggestions	36
BIBLIOGRAPHY	38
APPENDIXES	
CURRICULUM VITAE	



UNIVERSITAS ISLAM NEGERI
ALAUDDIN
 M A K A S S A R

LIST OF APPENDIX

- Appendix I : Pre-post Test Questionnaire
- Appendix II : Frequency of Value Questionnaire Pre-post Test
- Appendix III : Analysis of Descriptive Statistic about Result of the Students' Motivation by Spss
- Appendix IV : Distribution of Question Pre-post test
- Appendix V : RPP
- Appendix VI : Documentation



LIST OF TABLES

Table 3.1: The Likert's Scale	24
Table 3.2: tabel of research question by sabahuddin.....	25
Table 3.3: the rating score of motivation	28
Table 3.4: The raw, the frequency distribution and the percentage of the students' score in the pre-test and posttest.....	44
Table 3.5: The Frequency distribution and Percentage of Students' Score Pretest and Post test.....	45
Table 3.6: mean score standart deviation of the students in pre-test and post-test.....	46
Table 3.7: t-table of students' achievement	46



ABSTRACT

Thesis Title	Improving Students' Motivation using Ice breaker in English Learning at the First Grade of MTs Madani Alauddin Pao-pao.
Researcher	Zulhulaefah Burhan.
Reg. No.	20400113043
Consultant I	Dr. Hj. Djuwairiah Ahmad, M.Pd., M.TESOL.
Consultant II	Dr. H. Wahyuddin Naro, M. Hum.

This study was generally attempted to find the improving students' motivation using ice breaker in English learning at the first grade of MTs Madani Alauddin Pao-pao. To know whether the ice breaker effective or not, the researcher used pre-experimental study applied in VIIb class.

This ice breaker used in this study was quantitative research through pre-experimental method by using one shot case study pre-test and post-test design. Before the treatment, the researcher did the pre-test in one class. Moreover, the researcher taught English by using ice breaker in the experimental class. The last, the researcher conducted the post-test to know whether a ice breaker was effective for teaching English in experimental class.

As the quantitative method, the researcher analyzed the data by using the t-test (2.77) which was higher than t-table value (2.042). The result showed that there was significant difference on the students' motivation taught by using ice breaker. The students' mean score of the pre-test of the experiment class was 60. Then, in the post-test, the mean score of experiment class was 66.1. Therefore, hypothesis H_0 was rejected and H_1 was accepted. It could be said that ice breaker was effective in teaching English learning toward the students' motivation for the first grade of junior high school students.

Based on the fact, the researcher concluded that, the ice breker was effective to improve the students' motivation in learning English at the first grade of MTs Madani Alauddin Pao-pao. It was also proved by the observation which indicated that students always enjoy, be active, energize, feeling happiness, interactive in the classroom, stay in the class during learning process, and focus on the material.

Based on the findings, it is advisable that, the English teachers apply or implement the ice breaker in their English classes. It can improve the students' motivation. It is also advisable that, the future researchers conduct a similar study to different level of students, e.g., and first grade of Junior High School.

CHAPTER I

INTRODUCTION

This chapter dealt with research background, research problems, research objectives, research significances, research scope, and operational definition of key terms.

A. Background

Motivation is needed in students' developments through learning process, whether the students have motivation or not, it influenced their abilities. In teaching and learning process, the teacher should pay attention to the students' motivation because motivation can influence both the teacher and the students. Moreover, students' motivation can be influenced by anything. It can be from the students themselves or from the environment; friends, family, and teacher who has important role in improving students' motivation in teaching and learning process.

In learning process, having motivation to learn is needed because it can determine whether a student has willingness to study or not. Motivation in learning is a motive that leads to the goal of learning process. Motivation in learning can be seen from students' behaviors and characteristics dealt with willingness, attention, concentration, and diligence. Students who have high motivation in learning will show willingness, attention and concentration to the study or learning activity. In contrast, student who have low motivation will show unwillingness, be easy to feel bored and try to avoid the learning activity. Therefore, to make the students have motivation in learning, the teacher has to prepare some techniques that can improve the students' motivation by seeing things that can influence their motivation. There

are several things which can be used to improve students' motivation such as; giving reward and praise for their good jobs.

Slameto (2003) said motive is an effective-cognitive factor which operates in determining the direction of an individual's behavior towards an end or goal, consciously apprehended or unconsciously. Motive was closely related to the goal that was going to be reached. In deciding the goal, be conscious or not, to reach the goal needs acted meanwhile the cause of act was the motive to motivate. Thing that had to be paid attention in learning process was what motivate the students so that they can learn well or the motive which leads to the motivation of the students in learning.

Based on the researcher's observation on May 2016, there were a lot of students at the first grade of MTs Madani Alauddin who had low motivation to learning English. It could be seen when the students felt bored and sleepy in the class. The researcher thought that it is necessary to apply the technique in order to make the students feel motivated in learning English. Ice breaker technique is chosen to solve the problem because ice breaker is one of the techniques which is effective to improve students' motivation. According to Draves (1997) Ice breaker are techniques used at the beginning of the first class to reduce tension and anxiety, to acquaint participants with each other, to immediately involve the class members.

In order to help the teacher improve the students' motivation, the researcher applied a kind of technique that is called "Ice breaker" in the class. Soenarno (2005) said that ice breaker is a way to make the audience of training, seminar, or meeting to be concentrated. Moreover, it can be applied in the class situation also. He also said that ice breaker was the changes from boredom, sleepy, saturated and strained

situation into relax, enthusiastic, attention and feeling like to hear or see person spoke in front of the class.

Kelly (2004) stated that ice breaker can make students emotionally connected with the school and increases motivation. Furthermore, Kuswara (2004) stated that ice breaker is needed in the classroom. It is much needed in order to make the teaching learning process running well, interesting, and the students keeping concentrate to the lesson.

Motivation and ice breaker had relation because ice breaker assist the teacher to show enthusiasm about the content area and learning, and about the students themselves. One way to do this was to make a link with prerequisite knowledge and relate the content to what a student was familiar with. Theoretically, it can be concluded that ice breaker was interest technique which effective to motivated students in learning English.

Therefore, the researcher wanted to apply ice breaker in the classroom. It was expected that ice breaker can motivate students in learning English so that the teaching and learning process can run well, both the teacher and the students can reach their goals; the teacher can deliver the materials, and the students can accept the materials given by the teacher well. Referring to some of the previous explanation above, researchers was interested in conducting pre-experimental research with the title **“The Effectiveness of the Application of Ice Breaker toward Improvement Students’ Motivation in Learning English at the First Grade of MTs Madani Alauddin Pao-Pao.”**.

B. Problem statement

Based on the explanation in the background above, the researcher formulated the following problem statement; To what extent does the use of ice breaker effective toward improvement students' motivation in learning English at the first grade of MTs Madani Alauddin Pao-pao?

C. Research Objective

Related to the problem statement previously, the objective of the research was to find out the effectiveness of the use ice breaker toward improvement students' motivation in learning English at the first grade of MTs Madani Alauddin Pao-pao.

D. Research significant

The result of this research was expected to be useful theoretically and practically. Theoretically, it was expected to add an empirical evidence to support the learning theory of motivation and the technique to improve the students' motivation in learning English. Practically, it was expected to be valuable information and give a meaningful contribution for teachers, students and schools. So the significances of this research are as follows:

a. Teachers

The result of this research could help teachers especially for those who teach at the first grade student of MTs Madani Alauddin Pao-pao in helping student to achieve their target language. It also could give the alternative solution for improving students' motivation and students' achievements in learning English through ice breaker.

b. Students

This research could be significant for student to get the opportunities to increase their motivation to learn English, so that, the students do not bored when the teachers teach them in the classroom.

c. Schools

This research was expected to bring positive impacts for the school to solve some problems about students' motivation and to achieve the goal of learning.

E. Research scope

The scope of the research was focused on the students' motivation using Ice breaker in English learning at the first grade MTs Madani Alauddin Pao-pao. In this research, the researcher used limit the study because the problems related students of teaching learning English at junior high school especially to the first grade of MTs Madani Alauddin Pao-pao. Therefore the discussion in this research must be restricted. So this research would be limited only on using ice breaker with the type energize and prior knowledge assessment in learning English and not provide other technique for first grade students of Junior High School.

f. Operational Definition of Terms


The title of this research was "The Effectiveness of the Application of Ice Breaker toward Improvement Students' Motivation in Learning English at the First Grade of MTs Madani Alauddin Pao-Pao." In understanding the topic of this research easily, The writer would like to present the definition of key terms, as follows:

1. Motivation

Motivation is something that leads people to do something in order to reach their goal and it is as the energy changes in human body. It also can change or influence human behavior.

2. Ice breaker

Ice breaker is kinds of activity which can be used to melt the clumsy and strained condition in the classroom into relax so that the teaching and learning process can run well.



CHAPTER II

RIVIEW OF RELATED LITERATURE

This chapter was divided into three main sections, namely review of related research findings, pertinent ideas, and hypothesis.

A. Literature Review

In this chapter, the writer discussed the literature review of this research. It consisted of some previous related studies and some pertinent ideas. For more detail information, the explanations as follow:

1. Some Previous Related Studies

Selfiyani(2014) in its thesis about *"using ice breaker to improving student motivation in learning physic in babussalam senior high school"* This thesis used quasy eksperiment. It could be seen from the result of research. The descriptive analysis result of the students' motivation in experiment class by applying *ice breaker* was higher than control design class with conventional way. The researcher was found there were significant differences of students' motivation in learning Physics in Babussalamm Senior High School Pekanbaru that applied *ice breaker* and the result of student motivation in control class by using ice breaker technique have improving of 95% level of belief.

Kumala (2015) conducted a research under the title *"Improving students motivation in learning English through implementation of ice breaker in the second year of eightclass of MTs Pembangunan Mandirancan"* This research was used CAR method, acording this result the technique of ice breaker made the students felt enjoy, more active, interest and make the students felt motivated to learning English.

Besides that the class condition during teaching learning process created positive atmosphere in the class.

Asmarani (2013) in its reserach about“*the use of ice breaker to improve students’ motivation in learning English at the fourth grade of SDN Randuagung IV Gresik*“ in the result of research found an improving motivation in control class by using ice breaker in conventional learning models. learning English was more fun and did not saturate which is can foster the spirit and attract the attention of students. Researcher used ice breaker when starting and closing of learning and the result of research student’s achievement also improved.

Based on the findings above where some researcher ice breaker in teaching language and the purpose was to improve students’ motivation, it proved that this way can be used to solve the problem in language learning teaching especially motivation. It was because used ice breaker teacher had to be a counselor and considered the students’ feeling in learning process. So the researcher used ice breaker as the way to improve the students’ motivation in learning English.

2. Some pertinent ideas

1. The Concept of motivation

a. Definition of motivation

We are all familiar with a word motivation. Whatever we do, usually are started by questioning, what is our motivation or what motivate us to do something? Joining seminar or training, entering organization, working area, school, and even the small thing such as like or dislike of something. The word motivation is always go along with us. There are many definitions of motivation because it is an abstract concept that is not easy to define.

Sardiman (1990), states the word “motif” is mean as motivation, which motivators someone to do something it is an activators from intern subject to do sure activities in a purpose of interest it can be as mean intern conditions.

Motivation is composed of three elements. These include effort, desire, and affect. Effort refers to the time spent to study the language and to drive the learner. Desire indicates how much the learner wants to become proficient in the language, and affect illustrates the learner’s emotional reactions with regard to language study (Gardner, 1982).

Therefore, motivation comes from two sides; from inside and outside of the learners. Motivation from inside comes from the learners hopes and expectations, and from the desire to do something. Motivation that comes from outside is grades; in education the most obvious kind of outside motivation is grades for many students, because grades help to motivate the learner from day to day (Maflukha, 2006).

Language teachers frequently use the term motivation when they describe successful or unsuccessful learners. Motivation explains why people decide to do something, how hard they are going to pursue it and how long they are willing to sustain the activity. (Maflukha, 2006).

Hamalik (2001) defines motivation as the energy changes inside person which is signed by arising of feeling and reaction to reach the goal. He also states that there are three functions of motivation, they are; (a) motivate emerge of behavior or act, without motivation there will not emerge an act such as learning; (b) motivation as director, means direct an act in order to reach the expected goal; (c) motivation as activator, it acts as a machine for car. High or low motivation will decide the process of a job.

Vojnovich (1997) describes student motivation as a student's desire to participate in the learning process. Teacher's ability create appropriate classroom so that the students feel valued and respected and the way in which tasks are structured helps to improve motivation.

Based on the definitions above, the writer concludes that motivation is something that leads people to do something in order to reach their goal and it is as the energy changes in human body. It also can change or influence human behavior. Students' motivation is students' desire in participating learning process.

b. Kinds of Motivation

1) Intrinsic motivasi

Intrinsic motiation is some kind of internal drive that encourage somebody to pursue of action. If we perceive a goal and if that goal is sufficiently attractive, we will be strongly motivated to do whateer is necessary to reach that goal. In relation to students, intrinsic motiations mean that the reason encourages in gaining success inside the classroom.

Ella (1984) statets In educational psychology, intrinsic motiation is sometimes though to related to long term success and is usually defined as motivation which is guided bu an interest in the task it self in which one.

Gilmer (1973) states that when a person is intrinsically motivated to do some activity, he does it because he likes what he is doing, the activity it self in own reward. Thus, when something is doing for its own sake it is intrinsically motivated. Intrinsic motivation implies self actualization undergo involvement (Singer 1980).

Bhrehm and Kassing (1996) states Intrinsic motivation is motivating force that comes from withina motivated individual, which are at work when the person

engages in behavior because the person enjoys doing so, people are intrinsically motivated when they perform for the sake of interest, challenge, or sheer enjoyment.

According to Djamarah (1996) Intrinsic motivation is concerned with factors affecting inside the class. It decide into four categories are:

a) Physical condotion

This factor is one of the crucial factors that can influence the students' motivation is a good mood or bad mood depend on this factor, the student without a good physical conditions.

b) Method.

The method by which students are taught must have some effect or their motivation. If they find it deadly boring they will be probably become the motivations. Where as if they have confidence in the method they will find it motivating. It is also true that different students are more or less symphatic to any particular method depending upon their expectation.

c) Teacher

One of the most important elements, the teacher is the most factors affecting in students confidence, interesting classes, and qualities of the students. The students' were concerned in additional important qualities of the teacher

2) Extrinsic motivation

Extrinsic motivation is motivation that cause people tp participate in activities for tangible rewards. Gilmen (1975) states that when are extrinsically motivated to do something, we do it because it leads to external rewards, such as money, and praise from someone. From the definition above, it can be stated that extrinsic motivation is motivation which is directed toward external goal to the students such as goal grades,

rewards, from work well done, and teachers' explanation, thus extrinsically motivation students persist at the learning activity for external rewards guided or receive from it.

Gardner and Lambert (1972) states People are extrinsically motivated when they engaging an activity from money, recognitions or other tangible rewards. According to Djamarah (2002) Students who decide to go and study a language usually do because they have some goal, which they wish to reach. It has been suggested that there are two main of goal. Extrinsic motivation concerned with factor outside of the class, it divided in to two categories.

- a) Interrogative motivation it refers to whether or not the students need to attract by the culture of that foreign language, there fovea, it causes him interrogative himself into culture.
- b) Instrumental motivation. It describes a situational in which students believe that mastery of the target language will be instrumental is getting them into mutual, job, position, or status.

Extrinsic motivation refers to motivation that comes from outside an individual. The motivating factors are external, or outside, rewards such as money or grades. These rewards provide satisfaction and pleasure that the task itself may not provide.

An extrinsically motivated person will work on a task even when they have little interest in it because of the anticipated satisfaction they will get from some reward. The rewards can be something as minor as a smiley face to something major like fame or fortune. For example, an extrinsically motivated person who dislikes math may work hard on a math equation because wants the reward for completing it.

In the case of a student, the reward would be a good grade on an assignment or in the class.

Extrinsic motivation does not mean, however, that a person will not get any pleasure from working on or completing a task. It just means that the pleasure they anticipate from some external reward will continue to be a motivator even when the task to be done holds little or no interest. An extrinsically motivated student, for example, may dislike an assignment, may find it boring, or may have no interest in the subject, but the possibility of a good grade will be enough to keep the student motivated in order for him or her to put forth the effort to do well on a task.

c. The element of motivation

According to John Keller's theory in Sahabuddin (2002) there are four elements or conditions that can appear the motivation, they are:

1). The interest

Impossible someone to do something if they don't like the object at all, all students will attend the lesson all the time if they interest with the subject.

2). Relevance

Relevance shows the relation between the students' need and study activities, sometimes the students lazy to study because they don't care about why they have to study English.

3). Expectation for success

This case shows the expectation for the students to reach the successful in studying, one of the reason will make the students don't care about the lesson they are easy to give up and don't have expectation to success.

4) Satisfaction

If the students will get satisfaction to their lesson grade so they will have high motivation to reach it.

d. the importance of motivation in learning

Sahabuddin (2002) states the masters of educational psychology emphasize about the important motivation in the learning and teaching process, motivation has relation with need to motivate get satisfaction. In relation with in the expand modern educational system. The master give that in learning and teaching process can use need approach and the student can just study with full attention if there are needing, interest, and expectation or ambition who will be got.

According to Damyati and Mudjiono (2006) Motivation in learning is so crucial to the students and teacher important of motivation in learning to the students namely:

- 1). Giving information about the strong of the students' effort.
- 2). Setting up class position to begin learning process to find better last result.
- 3). Giving direction to study activity.
- 4). Expanding the spirit in learning.
- 5). Spending time to study for getting a better job in the future.

These point the entire find important of motivation and beware by his individuals. The important of motivation must be known by teachers' knowledge and understanding about motivation in learning to the students' the benefit to the teachers is namely:

- 1) Arousing and keeping the students' spirit to learn it order to seccess.
- 2) Knowing and understanding the students' motivation to learn different class.

3) Increasing and encouraging the teachers to choose one in the kinds of characters like counselor, facilitation, and instructor.

g. Measurement of motivation

Since motivation is a kind spirit or mental power that cannot identified by senses, it is quiet hard to measured. Andrson et al in Ratnasari (2008) says that motivation is a concept or variable without physical reality. We do not see motivation, we see behavior. Thus, the measurement of motivation is indirect, examples: attitude, interest, and values. But, to know the motivation there is one way namely identifying indicators, because our ability to measure is restricted on something concrete that can be identified by our sense.

Morgan in Hery (2004) identifies two ways to measure the motivation:

1) Self-report measurement

Motivation is mentioned above is a mental power or spirit that cannot be identified directly from outside by other people but the subject can touch it intuitively in his inner soul. Therefore, motivation can just expressed directly by the subject. For example, when the student is just calm without any comment on his motivation or at least on learning English, he does not also produce any English sound in his speech. Other people cannot know whether or not the student has high motivation on learning English. The students' motivation on speaking English can just be known if he himself says something about it like "I like learning English very much" or "learning English is boring". This called selfreport because the subject report about self.

2) Behavioral measurement

The most valid data to identify motivation is to see students' behavior. This is because behavior is believed as the more accurate indicator that can be used to see

motivation. It is quiet for someone to tell lie with his behavior. Someone may say that he has a high motivation in learning English but more accurate indicators in his participation in learning English. When the students participate actively in learning English, the researcher may judge that they have a high motivation. This measurement is called behavioral measurement because the researcher analyzes and judges motivation according to the students' behavior.

2. The concept of Ice breaker

a. Definition of Ice breaker

(Dover, 2004) states Ice breaker are discussion questions or activities used to help participants relax and ease into a group meeting or learning situation. Kelly (2004) said Ice breaker allow for a student to become emotionally connected with school and increases motivation.

Johnson (2012) Ice breaker are a perfect teaching tool. In just five to fifteen minutes, a properly planned academic ice breaker can:

- 1) Engage students mentally and emotionally.
- 2) Reduce student anxiety.
- 3) Encourage critical thinking.
- 4) Create a unified classroom community.
- 5) Establish positive teacher-student rapport.
- 6) Bridge economic, social, and cultural boundaries.
- 7) Introduce an teacher's authority.
- 8) Promote cooperative behavior.
- 9) Set the emotional "climate" of the classroom.
- 10) Create positive attitudes toward school and learning.

In the process of teaching and learning in the classroom, definitely not always run well, the crowded class or the lack of students' willingness to study can cause it. Students may be tired, bored or sleepy if the lesson is started after the break or at the end of the learning schedule. In the situation and condition as previous example, it is needed something to melt the clumsy condition.

Kelly (2004) states Ice breakers are designed to "melt" the ice in the classroom. Kelly writes: "Although ice breakers can seem frivolous, they are an important first step to getting student buy-in, unless a student is emotionally connected to school, they will lack motivation to learn. Fostering feelings of trust and acceptance is difficult, if not impossible, when students don't know each others' names".

It means that ice breaker is necessary to be applied in the classroom, in which ice breaker can help the teacher to encourage the students to the lesson in the classroom. There are many opinions about ice breakers, some of them are explained below.

Varvel Jr (2002) explained that, Ice breakers are activities or modes of discussion used to help individuals ease into a group setting. Some ice breakers are done in groups and some can be individually completed. Others involve physical activities while others can be purely mental. Any activity that suits the intended purpose can be used.

Another opinion, Soenarno (2005) explained that, ice breaker is a way to make the audience of training, seminar, or meeting to be concentrated. More over it can be applied in the class situation also. He also said that ice breaker is the changes

from boring, sleepy, saturated and strained situation into relax, enthusiastic, attention and feeling like to hear or see person speak in front of the class.

Further more Kuswara (2004) said that ice breaker is needed in the classroom. It is much needed in order to make the teaching learning process running well, interesting, and the students keeping concentrate to the lesson. He also noted in teaching learning process intentionally or not, teacher always or once in a while gives ice breakers in the class, even though the type is not a game, physical action or other instrument. Interesting statements, anecdote, sounds that can attract students' attention are included the type of ice breaker.

Dover (2004) define ice breaker as discussion questions or activities used to help he participants relax and ease into a group meeting or learning situation.

In conclusion, ice breaker is kinds of activity which can be used to melt the clumsy and strained condition in the classroom into relax so that the teaching and learning process can run well.

b. Types of ice breaker

It has been explained above that there are many types of ice breakers. Kuswara (2004) said that the types of ice breakers can be in the form of: games, physical actions, teaching instruments, interesting statements, anecdotes, and accentuating voices. In general, Dover (2004) defines that there are two types of ice breaker, those are:

1) Falicitating introduction

Ice breaker can be used to create familiarity between everyone and ease everyone into the group process. It means that ice breaker can be used as the bridge of unknown or unfamiliarity students into the familiarity condition.

Dover, (2004) explain the example is “Find Someone Who...”, the teacher gives a card to each students in which the card is consist list of sentences, such as; find someone who speaks 3 languages, find someone whose favorite color is blue, find someone who like cat, etc. The students have to complete the sentences by walking around the room and find students who can positively answer the statements.

2) Prior knowledge assessment

Dover (2004) said Ice breaker can help the teacher to assess the students’ prior knowledge of certain material or materials that have been given to them.

The example is multiple choice test and true/false quizzes. The teacher gives multiple choice tests or true and false quizzes before introducing a topic. The teacher can discuss the answer before and after the lesson in order to focus on the important parts of the topic being taught.

3) Environment creation/fostering group unity

Ice breaker is used to encourage a breakdown of status/gender/race/etc. barriers that may pre-exist in the group. Ice breaker is expected to help create an open environment in which all participants are willing to open up and participate.

The example is Cartoon Mix, students have to find the group member according to the cartoon strips with panel they have. Then if they have found the rest of their cartoon, they have to put the cartoon in order.

4) Topic segues

Kelly (2004) Ice-breakers can be created to introduce the topic. It means that it can be used when the teacher will deliver a new topic or material of the lesson. The teacher can dig up the students’ knowledge dealing with the topic or material that will be given to them by using ice breaker.

For example the teacher will explain about numbers, the teacher uses ice breaker 'Birthday line-up'. The teacher asks her/his students to make a line in order of their birth dates.

5) Preaption partisipant

Boyd (1997) said by structuring ice breaking activity into learning environment or course management system, students can get to know one another while getting to know the course delivery method. For example The Mingle Game, in this kind of ice breaker participants have to walk around the room collecting signature from people who meet the criteria, such as; someone who has brown socks, saw ... movie, has two sisters, etc.

6) Energizer

Boyd (1997) explained ice breaker is used to energize the groups or participants. It is very useful in second day/morning activities to help wake up everyone. The example of ice breaker activity for energizer is "Beach Ball Brainstorming". The material needed is beach ball and topics; it could be from the lesson or others. Then pass around the ball. Have everyone stand and pass the ball. When someone catches the ball, they shout out something relate to the topic and then toss the ball to someone else.

In addition, ice breaker is a kind of activities which is used to make the class situation into a melt condition so that teaching and learning process can run well. Moreover there are several uses of ice breaker so that it can help the teacher to teach well, and also for the students, ice breaker can help them easy to learn and engage in learning process well.

B.Theoretical Framework

Weiner in Elliot et al (2000) explained that motivation is defined as an internal condition that awakens us to action, encourage us to achieve certain goals, and keeps us interested in certain activities. Vallerand et al (1993) stated that in academic domain, lack motivation of the students has been associated with boredom and poor concentration in class, it also correlation with tired, talk with her friend or making noise in the classroom and also most of the time students lose their interest and enthusiasm in learning. Because sometimes teachers are still delivering the material eventhough the learning conditions of students are not conducive. There are teachers who force students to be silent and follow the lesson with orderly ways. This will influence students psychologically. For example, they may hate the lesson or loose enthuciasm to learn. It is not impossible to make students more willing to learn. Mitchell (2009) stated that to retake the students interest in learning activities, it is necessary to add adorable activities in learning for instane, before starting activities the learning teachers can refresh the class by playing games or teachers can give yells or song when students begin saturated that can make students concentration, in addition completing individual or groups taks teachers can provide by games which can make learning more interesting and also decrease boredom of students in learning process.

Kuswara (2009) stated that by seeing the meaning of the word, “ice breaker” or literally means an melting atmosphere, then the ice breaker means an activity which occasionally need to be created by the teacher when the situation seems to begin saturated, stiff and tense, it is continues until the fear of students consentration decrease or even disappear in learning process.

Soenarno (2005) stated that ice breaker is a way to make the audience of training, seminar, or meeting to be concentrated. Moreover, it can be applied in the class situation. He also said that ice breaker is the changes from boredom, sleepy, saturated and strained situation into relaxing, enthusiastic, attention and feeling like to hear or see the person speak in front of the class. Kuswar (2004) explained that it is much needed in order to make the teaching-learning process running well, interesting, and the students keep being concentration on the lesson. Kelly (2004) stated that ice breaker makes students emotionally connected with the school and increases motivation. Therefore, ice breaker is needed in the classroom.

Related to some previous evidence, the researcher believed that ice breaker was effective for students' motivation in learning English.

C. Hypothesis

Based on the research focus, the researcher hypothesis was the effectiveness of the use ice breaker toward improving students' motivation in learning English at the first grade of MTs Madani Alauddin Pao-pao.

CHAPTER III

RESEARCH METHOD

In this chapter, the researcher explained about the research method, research participants, research instruments, data collecting procedures, and data analysis technique.

A. Research Design

This research was a Pre- Experimental method with one group pre-test and post-test design. There were three designs in pre-experimental design; one shot case study, pre-test and post-test, and static group comparison. This research employed one group pre-test and post-test design. This design involved one group pre-test (O1), exposed to a treatment (X), and post-test (O2). In this research, the subject of research was one group class. In the pre-test and post-test design, this research aimed at knowing the effectiveness of the use ice breaker toward improving students' motivation learning English. Arikunto in As'ad (2014) recited that the nature of the research was pre-experimental using "pre-test and post-test on group design. In this design, the observation was done twice before and after treatment. Observation made before treatment called pre-test and observation made after treatment called post-test.

The design can be presented as follows:

Figure 1. research design

<i>Group</i>	<i>Pre-test</i>	<i>Treatment</i>	<i>Post-test</i>
<i>Experiment</i>	<i>0</i>	<i>X</i>	<i>0</i>

(Gay, 1981 :225)

X : Treatment(*using ice breaker*)

O : The ability of experiment class after given treatment.

B. Research variable

Research variable was an attribute to examine people, object or activities that had a certain variation defined by research to learn and then draw the conclusion Sugiyona (2010). In the experimental research, there were two variables that would be manipulated by the researcher. They were independent variable (x) and dependent variable (Y). The dependent variables of this research were the use of ice breaker, as well as the independent variable was students' motivation in learning English.

C. Research Participants

1. Population

Gay (1981) stated that a population was a group to which a research would like the results of a study to be generalizable. The population of this research was the first grade of MTs Madani Alauddin Pao-pao. The class A consisted of 20 students, class B consisted of 32 students, class C consisted of 30 students and class D consisted of 25 students. Therefore, the total numbers of the population were 125 students.

2. Sample

The researcher conducted at first grade of MTs Madani Alauddin Pao-pao. Non-probability sampling technique by using purposive sampling. The researcher choose class VII b as sample the number of the students were 32 students. Researcher was chose the sample because it was the first grade to learn English which usually they feel that English is boring and difficult at the first time they learn it. That was the researcher's reason to use ice breaker in teaching English to give a good impression

to students in learning English that it is a fun and easy subject and it can motivate them in learning English.

D. Research Instrument

Sugiyono (2010) stated research instrument was a tool used to measure and collect data in research so it was easier to be processed. The function of this research instrument was to get data information concerning execution of the study. In order to get data the research used instrument. Instrument which has been used in this research.

1. Questionnaire was the response of students' process in studying while applying ice breaker to motivate students in learning process. This questionnaire was a response filled by students. Questionnaire was used to know the students' responses about their motivation. This research used closed questionnaires. Furthermore, the researcher used Likert's Scale which had four options to answer the questions. The options were strongly agree (SA), agree (A), disagree (D), and strongly disagree (SD) It was used to know data about the students' motivation. The questionnaire, in this research the gues consisted of 20 statement. 14 items included positive statement and other 6 items were negative statements.

Table 3.1 *Table Scala Likert of Questionnaire*

Items	SA	A	D	SD
Favorable	4	3	2	1
Unfavorable	1	2	3	4

(Nasution, 2008)

Furthermore, this instrument was made and developed based on indicators of research question by Sahabuddin (2012)

Table 3.2 Table of Research Question by Sahabuddin in Afriani(2012)

No	Aspects	Indicators	No items		Total
			Favorable	Unfavorable	
1	<i>The interest</i>	Impossible someone to do something if they don't like the object at all.	<i>1,4,6,8,17</i>	<i>9,7,5,15</i>	<i>9</i>
2	<i>Relevance</i>	Relevance shows the relation between the students' need and study activities.	<i>11, 18,2</i>	<i>16</i>	<i>3</i>
3	<i>Expectation for success</i>	This case shows the expectation for the students to reach the successful in studying.	<i>3,10,12,13,14,</i>	<i>19</i>	<i>6</i>
4	<i>Satisfaction</i>	If the students will get satisfaction to their lesson grade so they will have high motivation to reach it.	<i>20</i>		<i>3</i>
Total			<i>14</i>	<i>6</i>	<i>20</i>

E. Data Collecting Procedure

This research was carried out from 10th Juny 2017 until 3th July 2017. During the research, the researcher conducted treatment and collected data from any subject.

The procedures of treatment were chronologically performed as following:

1. Saturday, 10th June 2017, the researcher socialized and introduced the way of the research that would be conducted to the students.
2. Monday, 12th June, the researcher performed the pre-test. The researcher gave students questionnaire to know their motivation before giving the treatment .
3. Wednesday, 14th June 2017, the researcher did the treatment. After giving the pre-test, the researcher applied ice breaker. The material was asking apologize. In the treatment process the researcher applied ice breaker three times the name; crazy claps, number and action, crazy claps.
4. Thursday, 15th June, the researcher did the treatment in experimental class. The material was offering help. In the treatment process the researcher was applied Simons said, meaningful matches, crazy claps ice breaker.
5. Wednesday, 21th June, the researcher did the treatment. The material was about introduction yourself. In the treatment process the researcher was applied if you happy and you know it song, introduction(who is he/she), crazy claps ice breaker.
6. Thursday, 22th June, the researcher did the treatment. The material was about introduce other people. In the treatment process the researcher was applied find your friend, if you happy and you know it song ice breaker.

7. Wednesday, 28th June, the material of the treatment class was about animals. In the treatment process the researcher was applied count action, animals games, crazy claps ice breaker.
8. Wednesday, 29nd June, the material of the treatment class was about things. In the treatment process the researcher was applied count action, picture box, sound of rains ice breaker.
9. Monday, 3th July, The researcher gave the post-test to the students. The post-test aimed to know the improving of students motivation in learning English by using ice breaker after they got treatment from the researcher. This test was questionnaire.

F. Data analysis technique

The data was collected through pre-test and post-test. The researcher used the formula as follows:

1. Scoring pre-test and post-test by using following formula

$$\text{Score} = \frac{\text{the } s \quad s' \quad g \quad s}{t \quad s} \times 100 \%$$

(Sudjana in Andi, 2008)

2. Classifying the students' level score motivation into the following criteria.

Making the table of score category :

$$P = \frac{K}{K}$$

a. soal = 20

b. jawaban = 5

$$\begin{aligned} \text{c. indicator} &= \frac{2 \times 4}{5} \\ &= \frac{8}{5} \\ &= 16 \end{aligned}$$

Table 3.3 *The Rating Score of Motivation Category*

No.	Motivation Category	Interval Score
1.	Less	1-16
2.	Low	17-32
3.	Enough	33-48
4.	Good	49-65
5.	Very good	66-82

Depdikbud in Sudarman (2012)

3. Finding out the mean score differences by using the following formula:

$$\bar{X} = \frac{\sum X}{N}$$

Where:

\bar{X} = Mean score

$\sum x$ = The sum of all score

N = The number of students

(Gay 2014)

4. Finding out standard deviation of the students' score in pre-test and post-test by using the following formula:

SD =

Where:

SD = Standard Deviation

$\sum x$ = The sum of all score

$\sum X^2$ = The sum square of all score

N = Total number of the students'

(Gay 2014)

5. Finding out the mean score difference by using the following formula:

$$D = \frac{\sum D}{N}$$

Where:

D = The mean of differences score

ΣD = The sum of differences score

N = Total number of the students'

(Gay 2014)

6. Finding out the significant differences between the score of pre-test and post-test by using the following formula:

Where:

$$t = \frac{D}{\sqrt{\left(\frac{\Sigma D^2 - \frac{(\Sigma D)^2}{N}}{N(N-1)} \right)}}$$

t : Test of significance

D : The mean score

ΣD : The sum of total score of difference

N : The total number of students

(Gay 2014)

CHAPTER IV

FINDINGS AND DISCUSSION

This chapter deals with the findings and the discussion of this research.

A. Findings

The findings of this research were based on the results of the data analysis. The data analysis was used to collect data. The students' motivation in learning English consisted of pre-test and post-test. The pre-test was given to know the students' motivation in learning English before giving treatment, and the post-test was given to know the improvement of the students' motivation in learning English after giving the treatment.

1. The Classification of Students' Pre-test and post-test

The questionnaire consisted of 20 items, each items provided with four alternatives of response result categories namely: Strong Agree, Agree, Disagree. In data analysis, the researcher gave five classification components of students' motivation. They were less, low, enough, good, very good. The students' motivation levels were classified into some criteria as follow:

Table 3.4 The Frequency Distribution and Percentage of Students' Pre-test and Post-test score.

No.	Motivation Category Range Score	Range	Pre-test		Post-test	
			F	P(%)	F	P(%)
1.	Less	1-16	0	0	0	0
2.	Low	17-32	25	78.1	0	0
3.	Enough	33-48	0	0	0	0
4.	Good	49-65	7	21.9	16	50.0
5.	Very good	66-82	0	0	16	50.0
Total			32	100	32	100

The table above shows that from the 32 students who followed the pre-test; sixteen students (78.1%) were in low category, seven students (21.9%) were in good category, while in post-test; sixteen students (50.0%) were in good category, sixteen students (50.0%) were in very good category. It means that the score and the percentages of the score in post-test are better than in the pre-test.

2. Mean Score and Standard Deviation

The mean score and the standard deviation of the pre-test and the post-test can be shown in the following table:

Table 3.5 Total Mean Score Standard Deviation of the Students in Pre-test and Post-test score.

Class	Pre-test		Post-test	
	Mean	Standard	Mean	Standard
Experimental	Score	Deviation	Score	Deviation
	60	10.6	66.1	50.00

The table above shows that, the mean and the standard deviation of pre-test and post-test score.

3. Test of Significance Testing

In order to know whether or not the mean score was statically different from two variables (pre-test and post-test) at the level of significant difference (0,05) with the degree of freedom (df) = N-1, where N = the total of the students (32). The following table shows the result of the t-test and t-table calculation:

Table 3.6 The Following Table Show The Result of T-test and T-table Calculation.

Variable	t-test	t-table
X_1-X_2	2.77	2.042

The table above indicates that the value of the t-test was higher than the value of the t-table. It indicates that there was a significant difference between the result of the students' pre-test and post-test score.

B. Discussion

The result of data analysis showed that using ice breaker has managed to motivate students in learning English. It could be seen from the effectiveness of ice breaker from the table above which showed that the t-test value was higher than t-table value. The t-test was 2.77 and t-table was 2.042. It means that there was a significant improvement after treatment, so the students' motivation in learning English was effective by using ice breaker and also the percentage of pre-test there are 27 students who had low motivation, 7 students who had a good motivation. After giving treatment the percentage of students post-test, there are 16 students who got good, 16 students who got very good motivation. It means that there was an improvement of students' motivation using ice breaker in learning English at the first grade of MTs Madani Alauddin Pao-pao.

In general, the performance of the students improved by using ice breaker, most of them were in medium and enough scores. The use of ice breaker was effective. Some statements from the previous researcher supported this thesis. Nasution (1982) states that ice breaker can be used for fostering motivation to learn,

atmosphere of learning, eliminate boredom. This matter in accordance with the theory of Gestalt (2001) which stated that learning is nothing without any intention to learn. Hence, students' predilection toward their teacher's attitude in class will drive high motivation of students to study. Soenarno (2005) Ice breaker is a way to make the audience of training, seminar, or meeting to be concentrated. More over, it can be applied in the class situation also. He also said that icebreaker is the changes from boredom, sleepy, saturated and strained situation into relax, enthusiastic, attention and feeling like to hear or see person speak in front of the class, therefore it can make students motivated in learning process. Kelly (2004) stated icebreaker can make students emotionally connected with the school and increases motivation. Furthermore, icebreaker is needed in the classroom. And the last, Kuswara (2004) explained it is much needed in order to make the teaching-learning process running well, interesting, and the students keeping concentrate on the lesson. The researcher believed that ice breaker improved students' motivation in learning English.

In summary, the researcher asserted that the treatment by using ice breaker was surely beneficial to improve the students' motivation in learning English at the first grade in of MTs Madani Alauddin Pao-pao.

CHAPTER V

CONCLUSION AND SUGGESTION

This chapter presented the conclusion as well as few suggestion of this study. Suggestion and conclusion were taken based on findings in this research.

A. Conclusion

Based on the findings and the discussion in the previous chapter, the researcher concluded that using ice breaker was effective to improve students' motivation in learning English at the first grade of MTs Madani Alauddin Pao-pao. It was proven from the result of students' motivation level which showed that there was a significant difference between students' pre-test and post-test and also the t-test value was higher than t-table value. So it could be stated that giving treatment by using ice breaker could help students to improve their motivation.

B. Suggestions

Based on the conclusion above, the researcher proposed the following suggestions:

1. The researcher suggested that the teacher should use various techniques in the classroom because it can motivate the students especially through the implementation of ice breaker.
2. In applying ice breaker technique the researcher suggested that the teacher needs a better preparation and should manage time when using ice breaker technique in order not spending too much time to get the students' interests.
3. The application of ice breaker could significantly improve the students' motivation in learning English at the first grade of MTs Madani Alauddin Pao-pao. So the researcher suggested to applying this technique when

teaching English in the classroom in order to improve the students' achievements.

4. The researcher suggested for the other researchers to investigate other techniques to improve students' motivation in learning English.



BIBLIOGRAPHY

- Afriani. *Improving Motivation In Learning English Through Head Number Together Study At Second Grade Year Student's Mtsn Simullu Majenne Sulawesi Barat*. 2011.
- Arikunto, Suharsimi. *Prosedur Penelitian*. Jakarta: Rineka Cipta. 2013.
- Asmarani, Tiyas. "ice breaker to improve student motivation and student learning achievement in mandarin language" thesis, Literature and Art University Sebelas Maret Surakarta, Surakarta. 2013.
- Bhrehm and Kassing. *Social psychology*. Boston. Houghten Mifflin. 1996.
- Dover, K. H. Break the Ice in Classroom and meetings. Ice breakers. (http://adulted.about.com/cs/ice_breakers/a/ice_breaker.htm) retrieved 2 january 2017.2004.
- Draves, J. *A dictionary of psychology*. United Kingdom. 1997.
- Gardner, R.C. *Social Psychology and Second Language Learning: The role of Attitudes and motivation*. Edward Arnold. London. 1985.
- Gardner, R. C. & Lambert, W. E. *Attitudes and motivation in second-language learning*. Rowley, MA: Newbury House Publishers. (1972).
- Gay, L. R. *Educational Research: Competence for Analysis and Application*. ed: 2nd. Columbus: Charlest E., Merril Publishing Company. Abell & Howel Company. 2014.
- Gilmer. *Applied psychology second edition*, New York, Mc grew hill company. 1973
- Hamalik, Oemar. *Psikologi Belajar*. Bandung: Sinar Baru Algesindo. 2001.
- John, M, Keller. *Motivational design for learning and performance, The ARCS model approach*. Springer Science & Business Media, 2009.
- Johnson, louanne. *Kick-start your class academic ice breaker to engage students*. USA :jossey-bass press. 2012.
- Kuswara. *Ice breaker in classroom activity* . surabaya. Jaya pustaka. 2004.

Lasky, Ella. *Psychologist in private practice*. Colombia. New york university press. 1984.

Maflukha. *Psychology The Science of Mind and Behaviour Third Edition*. The McGraw-Hill : Americas, New York.2006.

Nasution. *Scala likert dalam penelitian*. Surakarta. Jaya purnama. 2008.

Oemar Hamalik. *proses belajar mengajar*, Jakarta. Bumi Aksara.2010

Simamora, Henry.*Manajemen Sumber Daya Manusia*. Edisi kedua. STIE.YKPN.2004..

Ratnasari.*The Students' Motivation in Asking Question in Teaching and Learning Process at the Third Year Students of SMPN 1 Sungguminasa*. Makassar: A thesis of Unismuh.2008.

Sahabuddin . *Mengajar dan belajar*, cet 1 UNM university press. 2012.

Selfiani, Dewi. “*Use Ice breaker to improve student motivation*”. Thesis, faculty of physic eduacation FKIP university ,riau. 2014.

Simamora, Hery.manajemen sumber daya manusia. Edisi kedua. STIE.YKPN. 2004.

Simamora, Hery .*Factor Influencing the Motivation of the Third Year Students of SLTP II Duampanua Pinrang in Asking Question in Teaching and Learning processes*. Makassar : A thesis of Uinam. 2004.

Slameto .*belajar dan faktor-faktor yang mempengaruhinya*. Jakarta: Bineka cipta. 2003.

Soenarno, Adi. *Ice Breaker permain Atraktif-Edukatif Untuk Pelatihan Manajemen*, Yogyakarta : Andi Offset.2005.

Suanti. *Pengaruh Persepsi Siswa Tentang Kompetensi Profesional Guru Terhadap Prestasi Belajar*. 2009.

Sudarman. *Penggunaan Jigsaw Metode Untuk Meningkatkan Motivasi Siswa Dalam Pembelajaran Pendidikan Agama Islam*. 2012.

Sugiyono. *Statistika untuk penelitian*. Bandung,: Alfabeta. 2010.

Djamarah , *Educational Psychology*. Jakarta :Rineka cipta.2002.

Yuhrisal, Hery. *The effect of learning style and motivation on indonesia students' english Achievement*.departmen of english education.Lampung university press.2004.

Varvel Jr, V, E. *Ice Breaker, Online Learning, Online Teaching, Online Techniques, Ice Breaking; Ice breakers; Meeting Starts*.(online), (http://www.ion.uillinois.edu/resources/pointersclickers/2002_01/ retrived 19 february 2017).

Vojnovich. “*Improving student motivation in secondary classroom throught the use of critical thinking skills, cooperative learning techniques, and reflective journal writing*”. Thesis, university of illinois, Chicago univeristy press. 1997.



APPENDIX I
STUDENTS' ATTENDANCE LIST
MTs MADANI ALAUDDIN PAO-PAO
(CLASS VIIb)

NO	STUDENT'S NAME	1	2	3	4	5	6
1	Najib Mufariz				S		
2	Najwa Ashal						
3	Muh. Ikram Mustari						S
4	Muh. Rischa Ara						
5	Mutiara						
6	Muh. Fahri Ramadan						
7	Anneke Luthfia Khairunnisa						
8	Putri Amalia Gusniati						
9	Siti Nurkaya Mulyadi						
10	Khairunnisa						
11	Putri Nabila						
12	Muh Avif Muharram			i			
13	Muh Muslim Wahab						
14	Muh Zulfikar Hasrul						
15	Radifah						
16	Nurhaliza Nayla Zahwa						
17	Nurul Qolby M						
18	Rosdiana Juliani Permata Sari						
19	Dinda Raodatul Jannah		S				
20	Muh Fahri Fauzan						
21	Muh Ilham						
22	Azwar						
23	St Hamida Nur Salwi						
24	Nada Ramadhani M						
25	Muh Fakhri M. H						
26	Muh Ikhsan Bakri					I	
27	Muh Rifki Mulyadai Pratama			i			
28	Irfan Apriansyah						
29	Muh Jibril Gibran				S		
30	Muh Khaeri Amri						
31	Najwa Ashal						
32	Muh Irfan A						

The Researcher,

ZULHULAEFAH BURHAN
20400113043

APPENDIX II

**The Raw, Frequency Distribution And The Percentage Of The Students' Score In The
Pre-Test And Posttest.**

Respondent	Pre-test	Pos-test
1	61	62
2	57	59
3	65	70
4	59	65
5	58	64
6	60	64
7	55	62
8	63	64
9	55	60
10	59	64
11	51	57
12	70	71
13	53	59
14	63	68
15	62	66
16	50	64
17	56	58
18	61	68
19	68	72
20	59	54
21	60	67
22	69	76
23	53	68
24	60	68
25	66	80
26	52	63
27	59	68
28	62	63
29	72	75
30	67	76
31	57	64
32	58	78
Total	1752	1804

APPENDIX III

Result of students pre-post Test


1.Result of students pre Test

Inisial Nama	Kelas	P1	P2	P3	P4	P5	P6	P7	P8	P9	P10	P11	P12	P13	P14	P15	P16	P17	P18	P19	P20	Total Skor	Kategori
SAZ	VII B	3	3	2	2	2	4	4	2	3	3	3	3	3	4	4	3	2	3	4	4	61	4
MJG	VII B	3	3	3	2	2	3	4	2	4	3	3	3	2	4	4	3	2	2	2	3	57	4
MMW	VII B	4	2	3	3	1	2	4	2	3	4	4	3	4	4	4	4	3	3	4	4	65	5
MZH	VII B	4	3	2	3	2	3	2	3	3	3	3	4	3	4	3	3	3	2	2	4	59	4
RDF	VII B	4	3	3	3	3	3	3	2	3	3	3	3	3	3	3	2	3	2	3	3	58	4
NNZ	VII B	4	4	2	2	2	2	3	2	3	3	3	3	4	4	4	3	3	3	3	3	60	4
NQM	VII B	4	3	3	3	2	2	2	2	2	3	3	3	3	3	3	3	3	2	3	3	55	4
RJPS	VII B	4	4	4	3	3	4	4	2	3	2	3	2	2	3	4	4	3	3	3	3	63	4
DRJ	VII B	3	3	3	3	3	3	3	3	3	3	3	3	2	2	2	2	2	3	3	3	55	4
MFF	VII B	4	3	4	1	4	3	4	2	4	4	2	3	3	1	2	4	1	3	3	4	59	4
MI	VII B	3	3	3	2	3	3	3	2	3	2	2	2	2	2	3	3	2	3	2	3	51	4
ASH	VII B	4	4	4	3	4	4	4	1	4	3	3	3	3	3	4	3	4	4	4	4	70	5
MNI	VII B	4	4	4	1	3	2	1	4	3	2	2	2	3	2	2	1	3	3	3	4	53	4
SHNS	VII B	3	4	3	3	3	4	4	3	3	3	3	3	4	3	3	3	2	3	3	3	63	4
NRM	VII B	3	3	3	3	3	4	4	3	4	3	3	4	3	3	3	2	2	2	3	4	62	4
MFMH	VII B	3	4	2	4	2	2	3	3	2	2	1	1	1	2	3	3	3	3	3	3	50	4
MIN	VII B	4	4	4	3	3	4	2	4	3	1	3	2	3	2	3	1	3	3	3	1	56	4
MIB	VII B	4	4	3	2	3	3	4	4	3	4	3	3	4	4	3	1	3	1	2	3	61	4
MRMPW	VII B	3	4	4	3	4	4	4	3	3	4	4	4	3	4	3	3	2	3	2	4	68	5
IAP	VII B	4	4	3	3	2	4	4	1	4	3	3	3	3	3	1	4	1	2	3	4	59	4
MKA	VII B	3	4	3	3	3	3	4	3	3	2	2	2	2	3	3	3	3	3	4	4	60	4
MAM	VII B	3	4	4	3	4	3	4	3	4	2	3	3	3	3	4	3	4	4	4	4	69	5
NA	VII B	4	2	3	2	3	3	3	2	1	4	3	3	3	2	3	2	1	3	3	3	53	4
PN	VII B	3	4	3	3	2	2	2	3	2	3	3	3	3	4	4	4	3	2	3	4	60	4
KHA	VII B	3	4	3	4	2	2	3	2	2	4	4	3	4	4	4	4	4	3	3	4	66	5
SNM	VII B	2	3	3	3	2	2	2	2	2	3	3	3	3	3	3	2	3	2	3	3	52	4
PAG	VII B	3	4	3	4	3	3	2	4	3	2	2	2	2	4	3	3	3	2	3	4	59	4
ALK	VII B	4	4	3	4	2	4	3	3	2	4	2	4	2	3	3	3	3	2	3	4	62	4
MFR	VII B	4	4	4	4	4	4	4	4	4	4	3	4	3	3	2	3	3	4	3	4	72	5

TR	VII B	2	4	4	3	4	4	4	1	3	3	3	3	3	4	4	4	3	4	3	4	67	5
MRA	VII B	4	4	3	3	3	3	4	2	3	2	2	3	2	3	4	2	3	2	2	3	57	4
NM	VII B	4	4	4	4	3	4	4	1	3	2	1	3	2	4	3	4	1	3	1	3	58	4
Total																						1920	127



SNM	VII B	3	2	4	4	3	4	3	2	3	3	2	3	4	2	4	4	3	3	3	4	63	4
PAG	VII B	4	3	4	3	3	4	3	4	4	3	3	3	3	3	4	4	3	3	3	4	68	5
ALK	VII B	3	4	3	2	2	4	3	2	3	4	4	2	3	3	4	4	4	2	3	4	63	4
MFR	VII B	3	4	4	4	4	4	4	4	2	3	4	4	4	4	4	4	4	4	3	4	75	5
MTR	VII B	3	4	4	4	4	4	4	3	4	4	4	4	4	4	4	4	3	4	3	4	76	5
MRA	VII B	3	4	3	3	4	3	4	3	3	3	3	3	4	4	4	2	2	3	3	3	64	4
NM	VII B	3	4	3	4	4	4	4	4	4	4	4	4	4	4	4	4	4	4	4	4	78	5
Total																						2117	144



APPENDIX IV

The comparison of the Students' Pre-test and Post-test result

No.	Pre-test score		Post-test score	
	Score (X)	X_1^2	Score (X)	X_1^2
1	61	3721	62	3844
2	57	3249	59	3481
3	65	4225	70	4900
4	59	3481	65	4225
5	58	3364	64	4096
6	60	3600	64	4096
7	55	3025	62	3844
8	63	3969	64	4096
9	55	3025	60	3600
10	59	3481	64	4096
11	51	2601	57	3249
12	70	4900	71	5041
13	53	2809	59	3481
14	63	3969	68	4624
15	62	3844	66	4356
16	50	2500	64	4096
17	56	3136	58	3364
18	61	3721	68	4624
19	68	4624	72	5184
20	59	3481	54	2916

21	60	3600	67	4489
22	69	4761	76	5776
23	53	2809	68	4624
24	60	3600	68	4624
25	66	4356	80	6400
26	52	2704	63	3969
27	59	3481	68	4624
28	62	3844	63	3969
29	72	5184	75	5184
30	67	4489	76	5776
31	57	3249	64	4096
32	58	3364	78	6084
N=32	X = 1920	$X_1^2 = 116166$	Y = 2117	$X_1^2 = 140828$
Mean Score	60	3630,1	66,1	4400,8

UNIVERSITAS ISLAM NEGERI
ALAUDDIN
 M A K A S S A R

APPENDIX V

The mean score of Pre-test and Post-test

1. The mean score of the pre-test

$$\begin{aligned} X1 &= \frac{dX1}{N} \\ &= \frac{1}{3} \\ &= 60 \end{aligned}$$

2. The mean score of the post-test

$$\begin{aligned} X2 &= \frac{dX2}{N} \\ &= \frac{2}{3} \\ &= 66.1 \end{aligned}$$

3. The mean score of the score pre-test and post-test difference

$$\begin{aligned} D &= \frac{dD}{N} \\ &= \frac{1}{3} \\ &= 6.1 \end{aligned}$$

APPENDIX VI

1. The standard deviation of pre-test

$$\begin{aligned}SD &= \frac{\sqrt{dx^2 - \frac{(dx)^2}{N}}}{N-1} \\&= \frac{\sqrt{116166 - \frac{3686400}{3}}}{3-1} \\&= \frac{\sqrt{116166 - 1228800}}{2} \\&= \frac{\sqrt{112,449}}{2} \\&= 10,60\end{aligned}$$

2. The standard deviation of post-test

$$\begin{aligned}SD &= \frac{\sqrt{dx^2 - \frac{(dx)^2}{N}}}{N-1} \\&= \frac{\sqrt{140828 - \frac{4481689}{3}}}{3-1} \\&= \frac{\sqrt{140828 - 1493896,33}}{2} \\&= \frac{\sqrt{25,0322}}{2} \\&= 50,00\end{aligned}$$

APPENDIX VII

The Significant Different

1. T-test

$$t = \frac{D}{\sqrt{\left(\frac{\sum D^2 - \frac{(\sum D)^2}{N}}{N(N-1)}\right)}}$$

$$t = \frac{6,1}{\sqrt{\left(\frac{87664 - \frac{4481689}{32}}{32(31)}\right)}}$$

$$t = \frac{6,1}{\sqrt{\left(\frac{87664 - 14005}{960}\right)}}$$

$$t = \frac{6,1}{\sqrt{\left(\frac{4665}{960}\right)}}$$

$$t = \frac{6,1}{\sqrt{4,85937}}$$

$$t = \frac{6,1}{2,20}$$

$$= 2,77$$

2. T-table

For level of significance (D) = 0,05

Degree of freedom (df) = (N₁ - 1) = 31

t-Table = 2,042

APPENDIX VIII

Students Level of Motivation

Pre Test

		Frequency	Percent	Valid Percent	Cumulative Percent
Valid	Low	25	78,1	78,1	78,1
	Good	7	21,9	21,9	21,9
	Total	32	100,0	100,0	100,0

Post Test

		Frequency	Percent	Valid Percent	Cumulative Percent
Valid	Good	16	50,0	50,0	50,0
	Very Good	16	50,0	50,0	50,0
	Total	32	100,0	100,0	100,0

APPENDIX IX

LESSON PLAN PRE-TEST

Nama sekolah	: MTs Madani Alauddin Pao-pao
Mata pelajaran	: Bahasa Inggris
Kelas / Semester	: VII/I
Materi pokok	: perkenalan
Pertemuan	:1
Alokasi Waktu	:60 menit

A. Tujuan Pembelajaran

Siswa dapat mengetahui cara memperkenalkan diri

B. Langkah-langkah Pembelajaran

1. Perkenalan peneliti / Guru & Siswa
2. Guru menjelaskan
 - a. Guru memaparkan beberapa materi yang akan dibahas pada beberapa pertemuan selanjutnya.
 - b. Guru menanyakan tentang tehnik mengajar yang biasa dipergunakan guru dalam mengajar
 - c. Guru memberikan siswa lembaran angket
 - d. Guru memberikan arahan kepada siswa untuk menulis nama, nis, dan no urut pada lembar angket yang diberikan.
 - e. Guru meminta siswa mengerjakan tugas yang diberikan
3. Kegiatan siswa

Siswa mengerjakan tugas yang diberikan oleh peneliti secara individu sesuai dengan arahan peneliti .

C. Evaluasi

Lembar angket siswa akan dianalisis oleh peneliti untuk diketahui hasil dari tingkat motivasi siswa.



RENCANA PELAKSANAAN PEMBELAJARAN (RPP)

Nama sekolah : MTs Madani Alauddin Pao-pao
Mata pelajaran : Bahasa Inggris
Kelas / Semester : VIII/I
Materi pokok : Asking apologize
Pertemuan : 2
Alokasi Waktu : 60 menit

A. Kompetensi Inti :

1. Menghargai dan menghayati ajaran agama yang dianutnya
2. Menghargai dan menghayati perilaku jujur, disiplin, tanggungjawab, peduli (toleransi, gotong royong), santun, percaya diri, dalam berinteraksi secara efektif dengan lingkungan sosial dan alam dalam jangkauan pergaulan dan keberadaannya.
3. Memahami pengetahuan (faktual, konseptual, dan prosedural) berdasarkan rasa ingin tahunya tentang ilmu pengetahuan, teknologi, seni, budaya terkait fenomena dan kejadian tampak mata.
4. Mencoba, mengolah, dan menyaji dalam ranah konkret (menggunakan, mengurai, merangkai, memodifikasi, dan membuat) dan ranah abstrak (menulis, membaca, menghitung, menggambar, dan mengarang) sesuai dengan yang dipelajari di sekolah dan sumber lain yang sama dalam sudut pandang/teori.

B. Kompetensi Dasar

KD 1 : Memahami fungsi sosial, struktur teks, dan unsur kebahasaan pada ungkapan permintaan maaf, serta responnya, sesuai dengan konteks penggunaannya.

KD 2 : Menyusun teks lisan sederhana untuk mengucapkan dan merespon permintaan maaf, dengan memperhatikan fungsi sosial, struktur teks, dan unsur kebahasaan yang benar dan sesuai konteks.

C. Indikator Pencapaian Kompetensi

1. Siswa mengidentifikasi Fungsi sosial Struktur dan unsur kebahasaan pada ungkapan meminta maaf dan responnya, sesuai dengan konteks penggunaannya dalam bahasa Inggris.
2. Membedakan Fungsi sosial Struktur dan unsur kebahasaan pada ungkapan meminta maaf dan responnya, sesuai dengan konteks penggunaannya dalam bahasa Inggris.
3. Menyebutkan pada ungkapan meminta maaf dan responnya, sesuai dengan konteks penggunaannya dalam bahasa Inggris.

D. Tujuan Pembelajaran.

Pada akhir pembelajaran diharapkan siswa dapat melakukan semua hal yang tersebut di indikator

E. Materi Pembelajaran

- **Fungsi sosial**

Menawarkan jasa dengan baik, untuk menjaga hubungan interpersonal dengan guru, teman dan orang lain

- **Struktur teks**

Asking of apologize (meminta maaf)

I'm sorry

I'm very sorry

I'm Very terribly sorry

Forgive me

Pardon Me

I apologize to you

I beg your pardon

It was my fault

Responds:

Accepting for apologize (menerima permintaan maaf)

It doesn't matter

Certainly

Never mind

Don't worry about it

That's all right

It isn't your fault

Of course

Don't mention it

Oh it's nothing

F. Metode Pembelajaran

Contextual teaching and learning

G. Kegiatan Pembelajaran

- Kegiatan awal(10 menit)
 - a. Guru mengucapkan salam
 - b. Guru memberikan ice breaker crazy claps
 - Siswa diminta berdiri di bangku masing-masing
 - Guru memperagakan ice breaker dengan menggerakkan tangan dengan isyarat jika guru menggerakkan pelan maka siswa tepuk tangan dengan pelan sesuai irama gerakan tangan guru yang dipelakan dan jika gerakan tangan guru dipercepat maka gerakan tepuk tangan siswa semakin cepat guru melakukan gerakan tersebut berulang dan membalikkannya hingga kesalahan yang dilakukan siswa semakin minim dan melihat sejauh mana siswa dapat fokus dan tetap bergerak
 - Siswa di persilahkan duduk kembali
 - c. Guru memeriksakan daftar hadir siswa
 - d. Guru menyampaikan cangkupan materi dan uraian kegiatan

- Kegiatan Inti(40)

Observing :

- Guru meminta siswa untuk Mengamati video dan mengidentifikasi ungkapan meminta maaf (expression of apologize) yang ditayangkan Didepan Kelas.

- Guru memberikan contoh ungkapan meminta maaf (expression of apologize)yang ditayangkan Didepan Kelas..
- Peserta didik menirukan contoh ungkapan meminta maaf (expression of apoloze) yang ditayangkan Didepan Kelas.

Questioning :

- Dengan bimbingan dan arahan guru, siswa bertanya tentang kosakata baru yang di temukan siswa dalam contoh.
- Peserta didik menanyakan bagaimana cara pengucapan yang baik dan benar mengenai beberapa kata atau ungkapan yang masih sulit.
- Guru memberikan klarifikasi / jawaban berkaitan dengan pertanyaan yang ditanyakan oleh peserta didik.

Experimenting :

- Guru mencontohkan kepada peserta didik cara pengucapan ungkapan meminta maaf(expression of apologize) Misalnya : I am sorry/I am very sorry.
- Peserta didik mengikuti dan menirukan pengucapan kalimat yang di contohkan oleh guru.
- Dengan contoh-contoh yang sudah didapat, peserta didik mengetahui bagaimana cara membaca dan menulis ungkapan meminta maaf (expression of apologize) dengan baik dan benar
- Guru Meminta Peserta didik mengidentifikasi fungsi dan jenis kata yang berhubungan dengan ungkapan meminta maaf (expression of apoloze)
- Memberi pertanyaan pengarah kepada siswa untuk mengidentifikasi struktur teks

Networking :

- Guru memberikan ice breaker games dengan games number action
- Siswa diminta untuk berdiri berhadapan dengan temannya guru memberikan instruksi Jika guru menyebut angka satu siswa harus bertepuk tangan berhadapan dengan teman dihadapannya sebanyak dua kali, selanjutnya jika guru menepuk tangan dua kali siswa harus berputar satu kali, selanjutnya jika guru menepuk tangan tigak kali siswa harus melompat ditempat dan intruksi terakhir jika guru menepuk tangan empat

kali siswa harus jongkok. Untuk membuat siswa lebih energize guru mengacak urutan angka dan melihat sejauh mana siswa bisa fokus.

- Guru meminta siswa untuk duduk berhadapan lalu membuat sebuah percakapan dengan menggunakan kalimat expression apologize.
- Lalu guru memerintahkan siswa berdiri kembali dengan memberikan 4 instruksi tadi yang salah dalam mengikuti instruksi diminta untuk naik kedepan kelas dan membacakan hasil pekerjaannya.

3. Kegiatan Akhir

- Peserta didik dan guru melakukan refleksi terhadap kegiatan pembelajaran dan manfaat-manfaatnya.
- Guru memberikan ice breaker crazy claps kembali untuk menyegarkan akhir pertemuan
- Guru memberikan pertanyaan untuk mengetahui apakah Peserta didik sudah memahami topik tentang “Expression of Apologize “
- Peserta didik diminta membuat kesimpulan pembelajaran.

H. Alat dan sumber belajar

- a. Buku bahasa inggris
- b. Papan tulis
- c. Lcd

**RENCANA PELAKSANAAN PEMBELAJARAN
(RPP)**

Nama sekolah : MTs Madani Alauddin Pao-pao
Mata pelajaran : Bahasa Inggris
Kelas / Semester : VII/I
Materi pokok : Offering Helps
Pertemuan :3
Alokasi Waktu :60 menit

A. Kompetensi Inti :

5. Menghargai dan menghayati ajaran agama yang dianutnya
6. Menghargai dan menghayati perilaku jujur, disiplin, tanggungjawab, peduli (toleransi, gotong royong), santun, percaya diri, dalam berinteraksi secara efektif dengan lingkungan sosial dan alam dalam jangkauan pergaulan dan keberadaannya.
7. Memahami pengetahuan (faktual, konseptual, dan prosedural) berdasarkan rasa ingin tahunya tentang ilmu pengetahuan, teknologi, seni, budaya terkait fenomena dan kejadian tampak mata.
8. Mencoba, mengolah, dan menyaji dalam ranah konkret (menggunakan, mengurai, merangkai, memodifikasi, dan membuat) dan ranah abstrak (menulis, membaca, menghitung, menggambar, dan mengarang) sesuai dengan yang dipelajari di sekolah dan sumber lain yang sama dalam sudut pandang/teori.

B. Kompetensi Dasar

KD 1 : Menganalisis fungsi sosial, struktur teks, dan unsur kebahasaan pada ungkapan menawarkan jasa dan responnya, sesuai dengan konteks penggunaannya.

KD 2 : Menyusun teks lisan dan tulis untuk menyatakan dan merespon ungkapan menawarkan jasa, dengan memperhatikan fungsi sosial, struktur teks, dan unsur kebahasaan yang benar dan sesuai konteks.

C. Indikator Pencapaian Kompetensi

1. Mengidentifikasi Fungsi sosial Struktur dan unsur kebahasaan pada ungkapan menawarkan jasa dan responnya, sesuai dengan konteks penggunaannya dalam bahasa inggris.
2. Membedakan Fungsi sosial Struktur dan unsur kebahasaan pada ungkapan menawarkan jasa dan responnya, sesuai dengan konteks penggunaannya dalam bahasa inggris
3. Menyusun pada ungkapan menawarkan jasa dan responnya, sesuai dengan konteks penggunaannya dalam bahasa inggris.

D. Tujuan Pembelajaran.

Pada akhir pembelajaran diharapkan siswa dapat melakukan semua hal yang tersebut di indikator

E. Materi Pembelajaran

- *Fungsi sosial*

Menawarkan jasa dengan baik, untuk menjaga hubungan interpersonal dengan guru, teman dan orang lain

- *Struktur teks*

Offering for help (Menawarkan Bantuan)

Can I help you?

May I help you?

Let me help you.

Would you like any help?

What can I do for you?

Example :

Rima : Can I help you?

Listri : Yes. Please bring this cup of tea to the kitchen!

Rima : Okay, wai

Asking for help (meminta bantuan)

Can you help me?

Please, help me.

Can you bring this heavy bag?

Would you be so kind to help me?

Example:

Lisa : Would you be so kind to help me?

Nia : Yes, please! What is it?

Lisa : Please buy some orange in the market then deliver it to the school.

Nia : Okay!

Responds:

Accepting for help (menerima bantuan)

Yes, please.

Thank you so much!

Thanks.

Example:

Cici : May I help you?

Lisa : Yes, please!

Cici : What can I do for you?

Lisa : Take me to your home!

Cici : Okay!

• **Rejecting for help (menolak bantuan)**

No, thanks.

I'm sorry I can't.

That's very kind of you but I can manage myself.

Example:

Cici : May I help you?

Lisa : That's very kind of you but I can manage myself.

Cici : Oh, I see. Okay, good luck to do your homework alone!

Lisa : Nevermind!

F. Metode Pembelajaran

Contextual teaching and learning

G. Kegiatan Pembelajaran

1. Kegiatan awal(10 menit)

- Guru mengucapkan salam
- Guru memberikan ice breaker Symons says
 - Siswa diminta berdiri di bangku masing-masing
 - Guru memperagakan ice breaker dengan memberikan instruksi cara bermainnya jika guru memberikan perintah menggunakan kalimat symon

says maka siswa harus mengikuti gerakan yang diperintahkan dan jika guru memberikan perintah tanpa menggunakan kata symon says maka siswa tidak boleh melakukan apa yang diperintahkan guru. Siswa yang tidak mengikuti intruksi yang diberikan guru maka hukumannya siswa harus duduk dan tidak ikut permainan.

- Siswa di persilahkan duduk kembali

- Guru memeriksakan daftar hadir siswa
- Guru menyampaikan cangkupan materi dan urain kegitan.

2. kegiatan inti (40)

Observing :

- Guru meminta siswa untuk Mengamati video dan mengidentifikasi ungkapan menawarkan jasa/ bantuan (offering help) yang ditayangkan Didepan Kelas.
- Guru memberikan contoh ungkapan menawarkan jasa/ bantuan (offering help) yang ditayangkan Didepan Kelas..
- Peserta didik menirukan contoh ungkapan menawarkan jasa/ bantuan (offering help) yang ditayangkan Didepan Kelas.

Questioning :

- Dengan bimbingan dan arahan guru, siswa bertanya tentang kosakata baru yang di temukan siswa dalam contoh.
- Peserta didik menanyakan bagaimana cara pengucapan yang baik dan benar mengenai beberapa kata atau ungkapan yang masih sulit.
- Guru memberikan klarifikasi /- jawaban berkaitan dengan pertanyaan yang ditanyakan oleh peserta didik.

Networking :

- Guru memberikan meaningful matches ice breaker
- Guru membuat sebuah pasangan kata offering help yaitu ungkapan offering help dalam bahasa inggris dan arti dalam bahasa indonesianya lalu di pisahkan menjadi dua bagian lalu guru membagikan index cards kepada setiap siswa
- Guru memberikan intruksi setiap siswa harus menemukan pasangan kalimat offering help dan mencocokkan dengan temannya.
- Guru memberikan waktu 5 menit untuk memasang index cards dengan benar. Dan jika waktu telah habis guru akan menepuk dua kali tanda jika waktu telah habis

- Siswa harus saling membantu teman yang lain jika mengetahui definisi dari kalimatnya dan siswa bisa menggunakan kamus.
- Siswa yang sudah menemukan pasangan kalimat yang benar maka harus duduk dan mengucapkan kalimat dengan benar.

3. Kegiatan Akhir (10)

- Peserta didik dan guru melakukan refleksi terhadap kegiatan pembelajaran dan manfaat-manfaatnya.
- Guru memberikan ice breaker crazy claps kembali untuk menyegarkan akhir pertemuan
- Guru memberikan pertanyaan untuk mengetahui apakah Peserta didik sudah memahami topik tentang “Expression of Apologize “
- Peserta didik diminta membuat kesimpulan pembelajaran.

H. Alat dan sumber belajar

- a. Index cards
- b. buku bahasa inggris
- c. papan tulis



RENCANA PELAKSANAAN PEMBELAJARAN (RPP)

Nama sekolah : MTs Madani Alauddin Pao-pao
Mata pelajaran : Bahasa Inggris
Kelas / Semester : VII/I
Materi pokok : introduce youreself
Pertemuan :4
Alokasi Waktu :60 menit

Kompetensi Inti :

1. Menghargai dan menghayati ajaran agama yang dianutnya
2. Menghargai dan menghayati perilaku jujur, disiplin, tanggungjawab, peduli (toleransi, gotong royong), santun, percaya diri, dalam berinteraksi secara efektif dengan lingkungan sosial dan alam dalam jangkauan pergaulan dan keberadaannya.
3. Memahami pengetahuan (faktual, konseptual, dan prosedural) berdasarkan rasa ingin tahunya tentang ilmu pengetahuan, teknologi, seni, budaya terkait fenomena dan kejadian tampak mata.
4. Mencoba, mengolah, dan menyaji dalam ranah konkret (menggunakan, mengurai, merangkai, memodifikasi, dan membuat) dan ranah abstrak (menulis, membaca, menghitung, menggambar, dan mengarang) sesuai dengan yang dipelajari di sekolah dan sumber lain yang sama dalam sudut pandang/teori.

B. Kompetensi Dasar

KD 1 : Memahami fungsi sosial, struktur teks, dan unsur kebahasaan pada ungkapan perkenalan diri, serta responnya, sesuai dengan konteks penggunaannya

KD 2 : Menyusun teks lisan dan tulis sederhana untuk menyatakan, menanyakan, dan merespon perkenalan diri, dengan sangat pendek dan sederhana, dengan memperhatikan fungsi sosial, struktur teks, dan unsur kebahasaan yang benar dan sesuai konteks.

C. Indikator Pencapaian Kompetensi

1. Mengidentifikasi Fungsi sosial Struktur dan unsur kebahasaan pada ungkapan perkenalan diri , sesuai dengan konteks penggunaannya dalam bahasa inggris.
2. Membedakan Fungsi sosial Struktur dan unsur kebahasaan pada ungkapan perkenalan diri , sesuai dengan konteks penggunaannya dalam bahasa inggris.
3. Menyebutkan pada ungkapan perkenalan diri , sesuai dengan konteks penggunaannya dalam bahasa inggris
4. Menggunakan ungkapan perkenalan, sesuai dengan konteks penggunaannya bahasa inggris.

D. Tujuan Pembelajaran.

Pada akhir pembelajaran diharapkan siswa dapat melakukan semua hal yang tersebut di indicator.

E. Materi Pembelajaran

- *Fungsi sosial*

Menawarkan jasa dengan baik, untuk menjaga hubungan interpersonal dengan guru, teman dan orang lain

- *Struktur teks*

Greetings	Introduce sentence	Name /adress	Closing sentence
Hi	Let me introduce my	My name is....	Nice to meet you
Hello	self	I was born...	Its a plesure to see you
Hi friends	Allow me introduce	Iam from....	See you next time
Hello class	my self		
Hello everybody	I would like introduce		
How do you dou	my self		
How are you			

Example :

Hi friends .

Let me introduce my self

My name is Hindayani.

Iam from Tuban, East Java.

Thank you.

F. Metode Pembelajaran

Contextual teaching and learning

G. Kegiatan Pembelajaran

1. Kegiatan awal(10 menit)

- Guru mengucapkan salam
- Guru memberikan ice breaker song
 - Siswa beserta guru menyanyikan lagu if you happy and you know it secara lengkap
 - Instruksi selanjutnya siswa dan guru menyanyikan lagu if you happy dan bagian part claps youre hands siswa hanya boleh melakukannya dengan gerakan tanpa harus bersuara.
 - Selanjutnya siswa dan guru menyanyikan lagu if you happy dan bagian part stomp youre feet siswa hanya melakukan dengan gerakan tanpa harus bersuara.
 - Guru mengulang lagu tersebut hingga siswa benar-benar fokus dan kesalahan yang dilakukan siswa berkurang.
- Guru memeriksa daftar hadir siswa.
- Guru menyampaikan cakupan materi dan uraian kegiatan.

2. Kegiatan Inti (40)

Observing :

- Guru meminta siswa untuk Mengamati video dan mengidentifikasi ungkapan perkenalan diri sendiri (introducing youre self) yang ditayangkan Didepan Kelas.
- Guru memberikan contoh ungkapan yang ditayangkan Didepan Kelas perkenalan diri sendiri (introducing youre self)..
- Peserta didik menirukan contoh ungkapan perkenalan diri sendiri (introducing youre self) yang ditayangkan Didepan Kelas.

Questioning :

- Dengan bimbingan dan arahan guru, siswa bertanya tentang kosakata baru yang di temukan siswa dalam contoh.
- Peserta didik menanyakan bagaimana cara pengucapan yang baik dan benar mengenai beberapa kata atau ungkapan yang masih sulit.
- Guru memberikan klarifikasi / jawaban berkaitan dengan pertanyaan yang ditanyakan oleh peserta didik.

Experimenting :

- Guru mencontohkan kepada peserta didik cara pengucapan ungkapan perkenalan diri sendiri (introducing yourself) Misalnya :
 - Hi friends
 - Hello friends
 - Let me introduce myself
 - Allow me introduce myself
 - My name is
 - I live in
 - Thank you
- Peserta didik mengikuti dan menirukan pengucapan kalimat yang di contohkan oleh guru.
- Dengan contoh-contoh yang sudah didapat, peserta didik mengetahui bagaimana cara membaca dan menulis ungkapan perkenalan diri sendiri (introducing yourself) dengan baik dan benar
- Guru memberikan contoh teks ungkapan perkenalan diri sendiri (introducing yourself)

Hi friends .

Let me introduce myself

My name is Hindayani.

I am from Tuban, East Java.

Thank you

- Peserta didik mengikuti dan menirukan pengucapan kalimat yang di contohkan oleh guru.
- Dengan contoh-contoh yang sudah didapat, peserta didik mengetahui bagaimana cara membaca dan menulis ungkapan perkenalan diri sendiri (introducing yourself) dengan baik dan benar
- Guru Meminta Peserta didik mengidentifikasi fungsi dan jenis kata yang berhubungan dengan ungkapan perkenalan diri sendiri (introducing yourself)
- Memberi pertanyaan pengarah kepada siswa untuk mengidentifikasi struktur teks.

Networking :

- Guru memberikan introduction ice breaker(who is he/she?) kepada siswa
 - Guru meminta peserta didik untuk berdiri melingkar lalu guru menunjuk siswa yang pertama-tama untuk memperkenalkan nama dan hobynya atau satu hal yang menarik misalnya my names is bobby, my hobby playing games lalu kedua selanjutnya harus mengulang kalimat teman sebelumnya lalu memperkenalkan dirinya mislanya my friend bobby, he is hobby playing games.
 - Siswa ketiga harus mengulang perkenalan dua temannya sebelumnya dan seterusnya
 - Siswa yang tidak bisa mengingat nama temannya dan hobby temannya harus menanyakan langsung kepada temannya dengan menggunakan bahasa inggris.
 - Apabila siswa tidak dapat mengingat nama dan apa yang dikatakan 2 siswa lainnya, maka ia harus menanyakan langsung pada yang bersangkutan: ‘siapa nama Anda?’ atau ‘siapa nama Anda dan apa hobi Anda?’

3. Kegiatan Akhir (10)

- Peserta didik dan guru melakukan refleksi terhadap kegiatan pembelajaran dan manfaat-manfaatnya.
- Guru memberikan ice breaker crazy claps kembali untuk menyegarkan akhir pertemuan
- Guru memberikan pertanyaan untuk mengetahui apakah Peserta didik sudah memahami topik tentang “introduce youre self “
- Peserta didik diminta membuat kesimpulan pembelajaran.

H. Alat dan sumber belajar

- a. Lcd
- b. buku bahasa inggris
- c. papan tulis

**RENCANA PELAKSANAAN PEMBELAJARAN
(RPP)**

Nama sekolah : MTs Madani Alauddin Pao-pao
Mata pelajaran : Bahasa Inggris
Kelas / Semester : VII/I
Materi pokok : introduce other people
Pertemuan :5
Alokasi Waktu :60 menit

Kompetensi Inti :

1. Menghargai dan menghayati ajaran agama yang dianutnya
2. Menghargai dan menghayati perilaku jujur, disiplin, tanggungjawab, peduli (toleransi, gotong royong), santun, percaya diri, dalam berinteraksi secara efektif dengan lingkungan sosial dan alam dalam jangkauan pergaulan dan keberadaannya.
3. Memahami pengetahuan (faktual, konseptual, dan prosedural) berdasarkan rasa ingin tahunya tentang ilmu pengetahuan, teknologi, seni, budaya terkait fenomena dan kejadian tampak mata.
4. Mencoba, mengolah, dan menyaji dalam ranah konkret (menggunakan, mengurai, merangkai, memodifikasi, dan membuat) dan ranah abstrak (menulis, membaca, menghitung, menggambar, dan mengarang) sesuai dengan yang dipelajari di sekolah dan sumber lain yang sama dalam sudut pandang/teori.

B. Kompetensi Dasar

KD 1 : Memahami fungsi sosial, struktur teks, dan unsur kebahasaan pada ungkapan introduce other people , serta responnya, sesuai dengan konteks penggunaannya.

KD 2 : Menyusun teks lisan dan tulis sederhana untuk menyatakan, introduce other people , dengan sangat pendek dan sederhana, dengan memperhatikan fungsi sosial, struktur teks, dan unsur kebahasaan yang benar dan sesuai konteks.

C. Indikator Pencapaian Kompetensi

1. Mengidentifikasi Fungsi sosial Struktur dan unsur kebahasaan pada ungkapan introduce other people, sesuai dengan konteks penggunaannya dalam bahasa inggris.
2. Membedakan Fungsi sosial Struktur dan unsur kebahasaan pada ungkapan introduce other people , sesuai dengan konteks penggunaannya dalam bahasa inggris.
3. Menyebutkan pada ungkapan introduce other people, sesuai dengan konteks penggunaannya dalam bahasa inggris.
4. Menggunakan ungkapan introducing friends, sesuai dengan konteks penggunaannya bahasa inggris.

D. Tujuan Pembelajaran.

Pada akhir pembelajaran diharapkan siswa dapat melakukan semua hal yang tersebut di indicator.

E. Materi Pembelajaran

- *Fungsi sosial*

Menawarkan jasa dengan baik, untuk menjaga hubungan interpersonal dengan guru, teman dan orang lain

- *Struktur teks*

Introducing other people to someone

I'd like you to meet with my friends/colleageu/brother

This my friends

May I introduceto you ?(formal)

Have you meet...?

This is...

Respond of introducing other people

Nice to meet you

Pleased to meet you

Nice to see you

How do you do

Example of teks introduce other people

My classmate's name is Agus Sulemian. He lives in Tanjung Priok, Jakarta. His date of birth is January 20, 1990. He is a student at SMUN 3 Jakarta. He was born in Tokyo. His favorite food is pizza. His favorite sport is taekwondo. He wants to be a teacher

F. Metode Pembelajaran

Contextual teaching and learning

G. Kegiatan Pembelajaran

1. Kegiatan awal(10 menit)

- Guru mengucapkan salam
- Guru memeriksa daftar hadir siswa
- Guru memberikan ice breaker untuk mengantar siswa dalam memasuki materi
 - Setiap siswa diminta untuk menuliskan tiga pernyataan seperti hobby, kesukaannya, warna favoritnya.
 - Lalu guru mengumpulkan kertas tersebut dan membagikannya ke siswa yang lain
 - Setelah itu siswa diminta untuk menemukan orang yang memiliki kartu tersebut sesuai dan mengenali siapa pemiliknya.
 - Setelah sudah mengidentifikasi guru menyuruh siswa kembali ketempatnya dengan tertib.
- Guru menjelaskan materi yang akan diajarkan adalah introduce other people

2. Kegiatan Inti (40)

Observing :

- Guru meminta siswa untuk mengamati video dan mengidentifikasi ungkapan memperkenalkan orang lain(introduce other people) yang ditayangkan Didepan Kelas.
- Guru memberikan contoh ungkapan yang ditayangkan Didepan Kelas memperkenalkan orang lain(introduce other people)..
- Peserta didik menirukan contoh ungkapan memperkenalkan orang lain(introduce other people) yang ditayangkan didepan kelas.

Networking :

- Guru memberikan ice breaker games
 - Guru meminta siswa untuk kembali mengidentifikasi kartu yang berisikan tiga statement lalu meminta siswa dan menemukan teman yang cocok dengan tiga statement tersebut
 - Dalam waktu 7 menit siswa harus mengidentifikasi temannya lalu berpasangan
 - Setelah itu guru meminta siswa untuk membuat percakapan introduce other people dan menggunakan tiga statements tadi.
 - Setelah itu siswa diminta untuk practis di depan dan guru mengoreksi apakah kalimat yang digunakan sudah tepat.

3. Kegiatan Akhir (10)

- Peserta didik dan guru melakukan refleksi terhadap kegiatan pembelajaran dan manfaat-manfaatnya.
- Guru memberikan ice breaker song if you happy and you know it kembali untuk menyegarkan akhir pertemuan
- Guru memberikan pertanyaan untuk mengetahui apakah Peserta didik sudah memahami topik tentang “introduce other people“
- Peserta didik diminta membuat kesimpulan pembelajaran.

H. Alat dan sumber belajar

- a. Lcd
- b. buku bahasa inggris
- c. blank paper

**RENCANA PELAKSANAAN PEMBELAJARAN
(RPP)**

Nama sekolah : MTs Madani Alauddin Pao-pao

Mata pelajaran : Bahasa Inggris

Kelas / Semester : VII/I

Materi pokok : animals

Pertemuan :6

Alokasi Waktu :60 menit

Kompetensi Inti :

5. Menghargai dan menghayati ajaran agama yang dianutnya
6. Menghargai dan menghayati perilaku jujur, disiplin, tanggungjawab, peduli (toleransi, gotong royong), santun, percaya diri, dalam berinteraksi secara efektif dengan lingkungan sosial dan alam dalam jangkauan pergaulan dan keberadaannya.
7. Memahami pengetahuan (faktual, konseptual, dan prosedural) berdasarkan rasa ingin tahunya tentang ilmu pengetahuan, teknologi, seni, budaya terkait fenomena dan kejadian tampak mata.
8. Mencoba, mengolah, dan menyaji dalam ranah konkret (menggunakan, mengurai, merangkai, memodifikasi, dan membuat) dan ranah abstrak (menulis, membaca, menghitung, menggambar, dan mengarang) sesuai dengan yang dipelajari di sekolah dan sumber lain yang sama dalam sudut pandang/teori.

B. Kompetensi Dasar

KD 1 : Mengidentifikasi fungsi sosial, struktur teks, dan unsur kebahasaan teks interaksi transaksional lisan dan tulis yang melibatkan tindakan memberi dan meminta informasi terkait nama dan jumlah binatang yang dekat dengan kehidupan siswa sehari-sehari, sesuai dengan konteks penggunaannya. (perhatikan unsur kebahasaan dan kosa kata terkait article a dan the, plural dan singular.

KD 2 : Menyusun teks interaksi transaksional lisan dan tulis sangat pendek dan sederhana yang melibatkan tindakan memberi dan meminta informasi terkait nama dan jumlah binatang, benda, dan bangunan public yang dekat dengan kehidupan

siswa sehari-hari, dengan memperhatikan fungsi social, struktur teks, dan unsur kebahasaan yang benar dan sesuai konteks.

C. Indikator Pencapaian Kompetensi

1. Mengidentifikasi fungsi sosial, struktur teks, dan unsur kebahasaan dari memberi dan meminta informasi terkait nama dan jumlah binatang yang dekat dengan kehidupan siswa sehari-hari, sesuai dengan konteks penggunaannya.

2. Membedakan fungsi sosial, struktur teks, dan unsur kebahasaan dari beberapa dialog lisan dan tulis dengan memberi dan meminta informasi terkait nama dan jumlah binatang yang dekat dengan kehidupan siswa sehari-hari, sesuai dengan konteks penggunaannya.

3. Mendeskripsikan secara lisan, pendek dan sederhana dengan memberi dan meminta informasi terkait nama dan jumlah binatang yang dekat dengan kehidupan siswa sehari-hari, sesuai dengan konteks penggunaannya.

D. Tujuan Pembelajaran.

Pada akhir pembelajaran diharapkan siswa dapat melakukan semua hal yang tersebut di indikator.

E. Materi Pembelajaran

- **Fungsi sosial**

Mengenalkan, mengidentifikasi binatang.

- **Struktur teks**

- They are my cats.
- There are many fireflies in the farm.
- What is it?
- How many cows do you have?

- **Unsur kebahasaan**

- 1) Nama binatang di lingkungan rumah dan sekolah siswa: *hen, chicks, house lizard, dragon fly, cockroaches, mosquitoes, dll.*
- 2) Kata tanya *What? Which one? How many?*
- 3) Penyebutan kata benda singular dengan *a* dan *the*, dan plural (*-s*).
- 4) Kata ganti *it, they, this, that, those, these.*
- 5) Ungkapan *There is/are..., Are there ...?*
- 6) Ucapan, tekanan kata, Intonasi.

F. Metode Pembelajaran

Contextual teaching and learning

G. Kegiatan Pembelajaran

1. Kegiatan awal(10 menit)

- Guru mengucapkan salam
- Guru memberikan ice breaker count and action
 - Guru meminta siswa untuk berdiri di tempat masing-masing
 - Guru memberikan instruksi jika siswa harus menghitung mundur dimulai dari sepuluh hingga satu dengan menganggukkan kepalanya
 - Selanjutnya menggerakkan tangan kananya ke arah samping sambil menghitung mundur di mulai angka sembilan
 - Selanjutnya begitu pula tangan kanan siswa harus menghitung mundur dan cepat dimulai angka delapan hingga satu begitupun selanjutnya hingga angka satu dan siswa menggerakkan kakinya
- Guru memeriksa daftar hadir siswa
- Guru menyampaikan cakupan materi dan uraian kegiatan.

2. Kegiatan Inti (40)

Observing :

- Guru memperlihatkan sebuah pekarangan yang terdapat beberapa binatang
- Guru meminta peserta didik untuk mengamati gambar, kemudian menanyakan hewan apa yang terdapat di gambar dalam Bahasa Inggris serta menyebutkan berapa jumlahnya masing-masing, seperti : How many chicken are there? How many crocodiles are there?
- Guru meminta siswa mengamati lingkungan sekitarnya dan menemukan hewan apa yang mereka temukan
- Guru beserta siswa bersama-sama menyebutkan hewan yang ada di lingkungan mereka.

Networking :

- Guru memberikan Ice breaker games animals
 - Siswa dibagi kedalam dua kelompok
 - Guru memberikan instruksi setiap kelompok akan diberikan 5 gambar hewan
 - Siswa yang kelompoknya diminta untuk maju kedepan lalu saling membalikkan badan guru akan memperlihatkan gambar hewan lalu siswa pertama diminta untuk saling berhadapan dengan mengatakan boom siswa

dihadapannya harus mengatakan door dan berpura-pura kaget lalu siswa yang satunya lagi diminta untuk memeragakan hewan yang harus ditebak siswa dihadapannya lalu siswa tersebut harus maju kedepan menuliskan di papan tulis.

- Langkah tersebut berlanjut hingga anggota siswa mendapat bagian dan 5 gambar tersebut ditebak oleh siswa.

3. Kegiatan Akhir (10)

- Peserta didik dan guru melakukan refleksi terhadap kegiatan pembelajaran dan manfaat-manfaatnya.
- Guru memberikan ice breaker crazy claps kembali untuk menyegarkan akhir pertemuan
- Guru memberikan pertanyaan untuk mengetahui apakah Peserta didik sudah memahami topik tentang “animals “
- Peserta didik diminta membuat kesimpulan pembelajaran.

H. Alat dan sumber belajar

- a. Lcd
- b. buku bahasa inggris
- c. picture

**RENCANA PELAKSANAAN PEMBELAJARAN
(RPP)**

Nama sekolah : MTs Madani Alauddin Pao-pao

Mata pelajaran : Bahasa Inggris

Kelas / Semester : VIII/I

Materi pokok : things

Pertemuan :7

Alokasi Waktu :60 menit

Kompetensi Inti :

1. Menghargai dan menghayati ajaran agama yang dianutnya
2. Menghargai dan menghayati perilaku jujur, disiplin, tanggungjawab, peduli (toleransi, gotong royong), santun, percaya diri, dalam berinteraksi secara efektif dengan lingkungan sosial dan alam dalam jangkauan pergaulan dan keberadaannya.
3. Memahami pengetahuan (faktual, konseptual, dan prosedural) berdasarkan rasa ingin tahunya tentang ilmu pengetahuan, teknologi, seni, budaya terkait fenomena dan kejadian tampak mata.
4. Mencoba, mengolah, dan menyaji dalam ranah konkret (menggunakan, mengurai, merangkai, memodifikasi, dan membuat) dan ranah abstrak (menulis, membaca, menghitung, menggambar, dan mengarang) sesuai dengan yang dipelajari di sekolah dan sumber lain yang sama dalam sudut pandang/teori.

1. Kegiatan awal(10 menit)

- Guru mengucapkan salam
- Guru memberikan ice breaker count and action
 - Guru meminta siswa untuk berdiri di tempat masing-masing
 - Guru memberikan instruksi jika siswa harus menghitung mundur dimulai dari sepuluh hingga satu dengan menganggukkan kepalanya
 - Selanjutnya menggerakkan tangan kananya ke arah samping sambil menghitung mundur di mulai angka sembilan
 - Selanjutnya begitu pula tangan kanan siswa harus menghitung mundur dan cepat dimulai angka delapan hingga satu begitupun selanjutnya hingga angka satu dan siswa menggerakkan kakinya
- Guru memeriksa daftar hadir siswa
- Guru menyampaikan cangkupan materi dan uraian kegiatan.

2. Kegiatan Inti (40)

Observing :

- Guru menampilkan sebuah gambar benda yang biasanya terdapat di ruangan kelas



Such as :

a map, a table, a globe, a chair, a clock, a picture, a cupboard, a desk, a book, a window, a whiteboard, a door, an air conditioner

- Guru meminta peserta didik untuk mengamati gambar, kemudian menanyakan benda apa yang terdapat di gambar dalam Bahasa Inggris serta menyebutkan berapa jumlahnya masing-masing, seperti : *How many chairs are there? How many pens are there? How many cupboards are there? How many erasers are there? How many pictures are there? How many maps are there? How many whiteboards are there?*

Networking :

- Guru memberikan ice breaker picture box
 - Guru membagi siswa kedalam dua kelompok
 - Guru memberikan dua tema yaitu ruang tamu dan ruang kamar
 - Guru meletakkan setiap gambar di dalam sebuah box dan diacak dua kelompok di minta berbaris
 - Guru memberi intruksi dalam waktu 10 menit siswa diminta bergantian untuk menemukan 10 gambar di dalam box yang berhubungan dengan tema kelompok mereka contohnya “ruang tamu” maka setiap anggotanya bergiliran mengambil satu gambar benda yang biasa mereka temukan di ruang tamu
 - Setelah semua anggota setiap siswa telah menyelesaikan misinya maka siswa diminta untuk menyusun gambar dan tersebut di sebuah lembaran HVS lalu memberikan nama setiap benda tersebut guru memberikan waktu selama 3 5 menit
 - Setelah itu setiap kelompok memajang hasil kerja mereka dan perwakilan setiap kelompok untuk tampil dan mendiskripsikan hasil temkarya mereka

3. Kegiatan Akhir (10)

- Peserta didik dan guru melakukan refleksi terhadap kegiatan pembelajaran dan manfaat-manfaatnya.
- Guru memberikan ice breaker sound of rains
 - Siswa dibagi menjadi empat kelompok
 - Setiap kelompok diminta untuk membuat suara dengan menggunakan anggota badannya
 - Kelompok pertama setiap anggota kelompoknya diminta untuk menepuk tangan, kelompok dua diminta untuk menepuk paha , kelompok ketiga diminta untuk menghentakkan kakinya dan kelompok terakhir diminta untuk membunyikan jarinya
 - Guru akan meminta setiap kelompok untuk menghasilkan suara yang telah diperintahkan setelah itu secara bersamaan setiap kelompoknya menghasilkan suara yang di perintahkan hingga terbentuklah suara hujan.
- Guru memberikan pertanyaan untuk mengetahui apakah Peserta didik sudah memahami topik tentang “animals “
- Peserta didik diminta membuat kesimpulan pembelajaran.

H. Alat dan sumber belajar

- a. Lcd
- b. Picture
- c. Box

RENCANA PELAKSANAAN PEMBELAJARAN (RPP)

Nama sekolah : MTs Madani Alauddin Pao-pao

Mata pelajaran : Bahasa Inggris

Kelas / Semester : VIII/I

Materi pokok : post test

Pertemuan :8

Alokasi Waktu :60 menit

A. Langkah-langkah Pembelajaran

1. Pesan dan kesan (peneliti/ guru/ siswa)
2. Guru menjelaskan
 - a. Guru memberikan ice breaker games
 - b. Guru menanyakan tentang pendapat siswa selama mengajar menggunakan ice breaker secara langsung.
 - c. Guru memberikan siswa lembaran angket
 - d. Guru memberikan arahan kepada siswa untuk menulis nama, nis, dan no urut pada lembar angket yang diberikan.
 - e. Guru meminta siswa mengerjakan tugas yang diberikan
3. Kegiatan siswa

Siswa mengerjakan tugas yang diberikan oleh peneliti secara individu sesuai dengan arahan peneliti .

C. Evaluasi

Lembar angket siswa akan dianalisis oleh peneliti untuk diketahui hasil dari tingkat motivasi siswa.

APPENDIX X

Research Instrument

Nama :

Kelas :

Perhatikanlah petunjuk dibawah ini!

- Pernyataan-pernyataan dibawah ini menanyakan tentang motivasi Anda dalam pembelajaran bahasa inggris
- Ingat, tidak ada jawaban yang benar maupun salah serta tidak akan berpengaruh pada nilai Anda.
- Jawablah dengan jujur sesuai dengan pengalaman dan pengetahuan Anda
- Ceklislah kolom yang mewakili jawaban atau opini Anda.

Gunakan lah skala dibawah ini untuk menjawab pernyataan tersebut!

Petunjuk:

SA = Strong Agree (Sangat Setuju)

A = Agree (Setuju)

D =Disagree (Tidak Setuju)

SD =Strong Disagree (Sangat Tidak Setuju)

	Statement	Scor			
		SA	A	D	SD
1	I go outside the classroom when the teaching process is running * (Saya keluar kelas pada saat pelajaran berlangsung)				
2	I think i have to repeat my lesson i in the house (Saya merasa perlu untuk belajar kembali dirumah)				
3	I invite the other friends to discuss more about the difficulties in studying				

	(Saya mengajak teman untuk berdiskusi jika menemukan kesulitan dalam belajar)				
4	I give attention to the lesson that the teacher give to us. (Saya memperhatikan pelajaran yang diberikan guru dengan baik)	4	3	2	1
5	I talk with my friend then the teacher is teaching. (Saya ngobrol dengan teman sebangku, ketika guru sedang mengajar)*	1	2	3	4
6	I give attention to the lesson till the end. (Saya menyimak pelajaran guru dari awal sampai akhir)	4	3	2	1
7	I do other thing when then teacher is teaching. (Saya mengerjakan pekerjaan lain pada saat guru mengajar)*	4	3	2	1
8	I eagerly watched teacher teach. (Saya bersemangat memperhatikan guru mengajar)	4	3	2	1
9	I haven't motivated, if i do not understand the lesson. (Saya kurang bersemangat mengikuti pelajaran, jika materi yang disampaikan guru tidak saya pahami)	1	2	3	4
10	I can finish my homework without other help. (Saya dapat menyelesaikan tugas/PR tanpa bantuan orang lain)	4	3	2	1
11	If i get spare time i will repeat my lesson. (Jika ada pelajaran yang kosong, maka saya mempelajari kembali pelajaran yang sebelumnya)	4	3	2	1

12	I get my spare time to finish other task. (Saya mengisi pelajaran kosong dengan mengerjakan tugas yang belum selesai)	4	3	2	1
13	I do my homework with myself. (Saya berusaha mengerjakan tugas dengan usaha sendiri)	4	3	2	1
14	I define to do difficult task . (Saya merasa tertantang untuk mengerjakan tugas yang sulit)	4	3	2	1
15	I don't keep the lesson, if i don't like it. (Saya tidak mengikuti pelajaran, jika itu pelajaran yang tidak saya sukai)*	1	2	3	4
16	I don't need to learn outside of class hours. (Saya merasa tidak perlu belajar diluar jam pelajaran)*	1	2	3	4
17	I always keep lesson anyone teachers who teach. (saya tetap mengikuti pelajaran siapaun guru yang mengajar)	4	3	2	1
18	I repeat my lesson when i am at home. (Saya mengulangi kembali pelajaran disekolah sesampai dirumah)	4	3	2	1
19	If i fail after i do something, i willn't do that again. (Jika saya sudah mencoba dan tidak dapat mengatasi kesulitan, maka saya tidak mau berusaha lagi)*	1	2	3	4
20	I am Satisfied if my achievement is better than	4	3	2	1

	<p>before.</p> <p>(Saya puas, jika hasil prestasi saya lebih baik dari sebelumnya)</p>				
--	--	--	--	--	--



UNIVERSITAS ISLAM NEGERI
ALAUDDIN
M A K A S S A R

Dokumentasi





UNIVERSITAS ISLAM NEGERI

ALAUDDIN

M A K A S S A R







UNIVERSITAS ISLAM NEGERI
ALAUDDIN
M A K A S S A R

CURRICULUM VITAE



The researcher, **Zulhulaefah Burhan**, was born on July, 24th, 1995 in Bone, South Sulawesi. She is the only child of her parents, Dr Burhan Djafar and Dra Kartini Sabang. She started her education at the Elementary School SD Impress Paccinongang, Gowa from 2001-2006. After that, she continued her education at the Junior High School MTs. Madani Alauddin Pao-pao, Gowa from 2007-2010. Then, she continued at the Senior High School MA. Madani Alauddin Pao-pao, Gowa from 2011-2013. Her recent status is as a student of English Education Department, Tarbiyah and Teaching Science Faculty at Alauddin State Islamic University Makassar intake of 2013. She chose this English Education Department because of her ambition. She wanted to be an educator. She thought that the educators were noble people who could transfer their knowledge to other people who need.

UNIVERSITAS ISLAM NEGERI
ALAUDDIN
M A K A S S A R