


**THE CORRELATION BETWEEN PARENTS' SUPPORT AND  
THE STUDENTS' ABILITY IN LEARNING ENGLISH  
VOCABULARY AT THE SECOND YEAR  
STUDENTS OF SMAN 3  
BANTAENG**



**Thesis**

*Submitted in Partial Fulfillment of the Requirements for the Degree of  
Sarjana Pendidikan in English Education Department of  
Tarbiyah and Teaching Science Faculty of  
UIN Alauddin Makassar*

By:

**JUSNI**

**Reg. Number: 20400113075**

**ENGLISH EDUCATION DEPARTMENT  
TARBIYAH AND TEACHING SCIENCE FACULTY  
ALAUDDIN STATE ISLAMIC UNIVERSITY OF MAKASSAR  
2017**

## PERNYATAAN KEASLIAN SKRIPSI

Mahasiswi yang bertanda tangan di bawah ini:

Nama : Jusni  
NIM : 20400113075  
Tempat/Tgl. Lahir : Bantaeng/05 Januari 1994  
Jur/Prodi/Konsentrasi : Pendidikan Bahasa Inggris  
Fakultas/Program : Tarbiyah dan Keguruan  
Alamat : Jl. Manuruki II  
Judul : *The Correlation between Parents' Support and the Students' Ability in Learning English Vocabulary at the Second Year Students of SMAN 3 Bantaeng.*

Menyatakan dengan sesungguhnya dan penuh kesadaran bahwa skripsi ini benar adalah hasil karya sendiri. Jika di kemudian hari terbukti bahwa ia merupakan duplikat, tiruan, plagiat, atau dibuat oleh orang lain, sebagian atau seluruhnya, maka skripsi dan gelar yang diperolehnya karenanya batal demi hukum.

Makassar, 11 November 2017

Penyusun,



**Jusni**

**NIM. 20400113075**

## PERSETUJUAN PEMBIMBING

Pembimbing penulisan proposal skripsi Saudari **Jusni**, NIM: **20400113075**, mahasiswi Jurusan Pendidikan Bahasa Inggris pada Fakultas Tarbiyah Dan Keguruan UIN Alauddin Makassar, setelah meneliti dan mengoreksi secara seksama proposal skripsi yang bersangkutan dengan judul *“The Correlation between Parents’ Support and the Students’ Ability in Learning English Vocabulary at the Second Year Students of SMAN 3 Bantaeng”* memandang bahwa proposal skripsi tersebut telah memenuhi syarat-syarat ilmiah dan dapat disetujui untuk diajukan ke sidang munaqasyah.

Demikian persetujuan ini diberikan untuk diproses selanjutnya.

Makassar,


2017

Pembimbing I



**Dr. Kamsinah, M.Pd.I.**  
NIP. 19680328 199603 2 002

Pembimbing II



**Indah Fadhilah Rahman, S.Pd.I., M.Hum.**  
NIDN. 2030098502

## PENGESAHAN SKRIPSI

Skripsi yang berjudul, *"The Correlation between Parents' Support and the Students' Ability in Learning English Vocabulary at the Second Years Students of SMAN 3 Bantaeng"*, yang disusun oleh **Jusni NIM: 20400113075**, mahasiswa Jurusan Pendidikan Bahasa Inggris pada Fakultas Tarbiyah dan Keguruan UIN Alauddin Makassar, telah diujikan dan dipertahankan dalam sidang munaqasyah yang diselenggarakan pada hari Jumat, Tanggal **24 November 2017** bertepatan pada Tanggal **5 Rabiul Awal 1439 H**, dinyatakan telah dapat diterima sebagai salah satu syarat untuk memperoleh gelar Sarjana Pendidikan (S.Pd) pada Fakultas Tarbiyah dan Keguruan, Jurusan Pendidikan Bahasa Inggris dengan beberapa perbaikan.

Samata-Gowa, 24 November 2017  
5 Rabiul Awal 1498 H.

### DEWAN PENGUJI (SK.Dekan No.2761 Tertanggal 24 November 2017)

Ketua : Sitti Nurpahmi, S.Pd., M.Pd.  
Sekretaris : Dr. St. Aisyah Chalik, S.Ag., M.Pd.  
Munaqisy I : Dr. H. Wahyuddin Naro, M. Hum.  
Munaqisy II : Dra. Hj. St. Azisah, M.Ed.St., Ph.d.  
Pembimbing I : Dr. Kamsinah, M.Pd.I.  
Pembimbing II: Indah Fadhilah Rahman, S.Pd.I., M.Hum.

(.....)  
(.....)  
(.....)  
(.....)  
(.....)  
(.....)

Mengetahui :

Dekan, Fakultas Tarbiyah dan Keguruan,  
UIN Alauddin Makassar



Dr. H. Muhammad Amri, Lc., M.Ag.  
NIP: 19730120 200312 1 001

## ACKNOWLEDGEMENTS

*Alhamdulillah Rabbil Alamin*, The researcher would like to praise and express her high gratitude to Allah SWT, may Almighty God, the lord of the Universe who has given the blessing and inspiration and who has led her to finish this writing thesis. Also, she does not forget to express Shalawat and Salam to the prophet Muhammad SAW who has led moslems from the darkness to the lightness.

Furthermore, the researcher really appreciates for beloved parents'. They are **Abdullah and Sarigowa** as the lovely mother and father who love, pray, motivate, and support the researcher for all of their lives.

The researcher realizes that this writing would not finish without helping and the guidance from the other people, so the researcher would like to express her deepest thanks to the following person:

1. **Prof. Dr. Musafir Pababbari, M. A.** as the Rector of Islmic State University of Alauddin Makassar for his advice, during he studied at the university.
2. **Dr. H. Muhammad Amri, Lc., M. Ag.** as the Dean of Tarbiyah and Teaching Science Faculty for advice and Motivation.
3. **Dr. Kamsinah, M. Pd. I. and Sitti Nurpahmi, S. Pd., M. Pd.** as the head and the secretary of English Education Department of Tarbiyah and Teaching Science Faculty of Alauddin State Islamic University (UIN) Makassar.



4. **Dr. Kamsinah, M.Pd.I.** and **Indah Fadhilah Rahman, S.Pd.I., M.Hum.** as the Consultants I and II, who were never tired to guide and give the researcher support and brilliant ideas in finishing this writing.
5. The greatest people in the researcher's heart ever, the researcher's beloved sisters **Hikma and Isma**, whose always gives motivation, support, attention, and carry on all of the cost of the researcher's lecture. Besides, my lovely young sister is **Rosmawati** who always advises the researcher in each situation and also always gives motivation to the researcher. On the other hand, my beloved nieces, **Serly, Syifa and Mirna**, who always gave support the researcher.
6. The researcher says thank you for the **students SMAN 3 Bantaeng**, as the subject of the research that had given information about student's ability in English vocabulary.
7. The researcher also would say thank you so much for beloved friends in **PBI 34/EED 34** academic year 2013, thanks for accompanying the researcher for more than three years. She will miss and remember you all.
8. The special thanks would like to be said by the researcher to her best friend, **Andi Novia Dwi Ayuningtias, Nur Tiala, Bella Aldama, Rika Anggari, Darti, Nilasari, Fitriani. S** and **Zulkhulaefah**, who always accompany, support, help, and remind the researcher in each situation.
9. All of the researcher's friends, who always give motivation, support and help to the finish this writing.

The researcher also thanks to the others who cannot be mentioned one by one, who have helped and supported the researcher to finish this research. The researcher realized that the thesis would not be created without their participation.

***Wassalamu ‘Alaikum Warahmatullahi Wabarakatuh.***

**Makassar, 11 November 2017**

**The Researcher**



**Jusni**

**20400113075**



UNIVERSITAS ISLAM NEGERI  
**ALAUDDIN**  
M A K A S S A R

## PENGESAHAN SKRIPSI

Skripsi yang berjudul, “*The Correlation between Parents’ Support and the Students’ Ability in Learning English Vocabulary at the Second Years Students of SMAN 3 Bantaeng*”, yang disusun oleh **Jusni NIM: 20400113075**, mahasiswa Jurusan Pendidikan Bahasa Inggris pada Fakultas Tarbiyah dan Keguruan UIN Alauddin Makassar, telah diujikan dan dipertahankan dalam sidang munaqasyah yang diselenggarakan pada hari Jumat, Tanggal **24 November 2017** bertepatan pada Tanggal **5 Rabiul Awal 1439 H**, dinyatakan telah dapat diterima sebagai salah satu syarat untuk memperoleh gelar Sarjana Pendidikan (S.Pd) pada Fakultas Tarbiyah dan Keguruan, Jurusan Pendidikan Bahasa Inggris dengan beberapa perbaikan.

Samata-Gowa, 24 November 2017  
5 Rabiul Awal 1498 H.

### DEWAN PENGUJI (SK.Dekan No.2761 Tertanggal 24 November 2017)

Ketua	: Sitti Nurpahmi, S.Pd., M.Pd.	(.....)
Sekretaris	: Dr. St. Aisyah Chalik, S.Ag., M.Pd.	(.....)
Munaqisy I	: Dr. H. Wahyuddin Naro, M. Hum.	(.....)
Munaqisy II	: Dra. Hj. St. Azisah, M.Ed.St., Ph.d.	(.....)
Pembimbing I	: Dr. Kamsinah, M.Pd.I.	(.....)
Pembimbing II	: Indah Fadhilah Rahman, S.Pd.I., M.Hum.	(.....)

Mengetahui :  
Dekan Fakultas Tarbiyah dan Keguruan  
UIN Alauddin Makassar

**Dr. H. Muhammad Amri, Lc., M.Ag.**  
**NIP: 19730120 200312 1 001**



## LIST OF CONTENTS

	Pages
<b>TITLE PAGE .....</b>	<b>i</b>
<b>PERNYATAAN KEASLIAN SKRIPSI.....</b>	<b>ii</b>
<b>PERSETUJUAN PEMBIMBING .....</b>	<b>iii</b>
<b>PENGESAHAN SKRIPSI.....</b>	<b>iv</b>
<b>ACKNOWLEDGEMENTS .....</b>	<b>v</b>
<b>LIST OF CONTENTS.....</b>	<b>viii</b>
<b>LIST OF TABLES .....</b>	<b>x</b>
<b>LIST OF FIGURE .....</b>	<b>xi</b>
<b>LIST OF APPENDICES .....</b>	<b>xii</b>
<b>ABSTRACT .....</b>	<b>xiii</b>
<b>CHAPTER I INTRODUCTION .....</b>	<b>1-7</b>
A. Background .....	1
B. Research Problem.....	3
C. Research Objective.....	4
D. Research Significance .....	4
E. Research Scope.....	5
F. Operational Definition of Term .....	5
<b>CHAPTER II REVIEW OF RELATED LITERATURE.....</b>	<b>8-23</b>
A. Previous of Related Findings .....	8
B. Some Pertinent Ideas.....	10
C. Theoretical framework .....	23
<b>CHAPTER III RESEARCH METHOD .....</b>	<b>24-30</b>
A. Research Design .....	24
B. Research Variable .....	24
C. Research Participant.....	24
D. Research Instruments .....	26
E. Collecting Data Procedure .....	28
F. Data Analysis Technique .....	29

<b>CHAPTER IV</b>	<b>FINDING AND DISCUSSION .....</b>	<b>31-50</b>
	A. Findings.....	31
	B. Test of Hypothesis .....	47
	C. Discussion .....	49
<b>CHAPTER V</b>	<b>CONCLUSION AND SUGGESTION.....</b>	<b>51-52</b>
	A. Conclusion.....	51
	B. Suggestion.....	52
<b>BIBLIOGRAPHY</b>	<b>.....</b>	<b>53</b>
<b>APPENDIXES</b>	<b>.....</b>	<b>56</b>
<b>CURRICULUM VITAE</b>	<b>.....</b>	<b>70</b>



## LIST OF TABLES

Table 3.1	The Number of Student of Second Year Students .....	25
Table 3.2	The Number of Student of Second Year Students .....	26
Table 3.3	Classified of Students Vocabulary .....	27
Table 3.4	The Level Score of Parents' Support .....	27
Table 3.5	Answer Score to Every Question .....	28
Table 3.6	The Coefficient Correlation Score .....	30
Table 4.1	questionnaire .....	32
Table 4.2	The Score of Parents' Support .....	42
Table 4.3	The Score of Students' Vocabulary Test.....	44
Table 4.4	The Correlation Between Parents' Support and the Students' English Vocabulary .....	46
Table 4.5	Table of Pearson Product Moment.....	48

UNIVERSITAS ISLAM NEGERI  
**ALAUDDIN**  
 MAKASSAR

## LIST OF FIGURE

	<b>Page</b>
Figure 2.1 : Parents' support and students' ability .....	23



## LIST OF APPENDIXES

APPENDIX A : Questionnaire .....	56
APPENDIX B : Test Vocabulary.....	59
APPENDIX C : Result of Parents' Support and Descriptive Statistics .....	62
APPENDIX D : Result of the Students' Vocabulary Test.....	65
APPENDIX E : Documentation .....	67



## ABSTRACT

**Nama** : Jusni  
**Reg. Number** : 20400113075  
**Department** : English Educational  
**Faculty** : Tarbiyyah and Teaching Science  
**Title** : *“The Correlation between Parents’ support and the Students’ Ability in English Vocabulary at the Second Year Students of SMAN 3 Bantaeng”*  
**Consultant 1** : Dr. Kamsinah, M.Pd.I.  
**Consultant 11** : Indah Fadhilah Rahman, S.Pd.I., M.Hum.

---

This research is about the correlation between parents’ support and the students’ ability in learning English vocabulary at the second year students of SMAN 3 Bantaeng. The problem statements of this study are: Is there any correlation between parents support and the students’ ability in learning English vocabulary, and how is the correlation between parents’ support and the students’ ability in learning English vocabulary. The objective of this research was to find out correlation between parents’ support and the students’ ability in learning English vocabulary at the second year students of SMAN 3 Bantaeng and to describe correlation between parents’ support and the students’ ability in learning English vocabulary at the second year students of SMAN 3 Bantaeng.

This research was quantitative descriptive design. It was conducted at the second year of SMAN 3 Bantaeng. The total subject of this research consisted of 40 students. The data was gained from test and questionnaires. The test consists of 20 items of English vocabulary and 20 items of questionnaire.

Data were analyzed by using SPSS 23. It was found out from the analysis that the mean scores of parents’ support was **64.98** and standard deviation score was **4.526**. The mean of the score of the vocabulary test was 49.75 and standard deviation score was **15.147**. The result of applying the  $r_x$  ( $r_u$ ) distribution shows that the coefficient correlation was **0.199**. The degree of significance 5 % is **0.304** and the degree significance 1 % is **0.393**. It means  $r_u$  is lower than  $r_t$  (**0.199 < 0.304**) and (**0.199 < 0.393**). So alternative hypothesis (H1) is rejected and null hypothesis is accepted.

Based on the data above, the researcher concluded that there is no significance correlation between parents’ support and the students’ ability in learning English vocabulary at the second year students of SMAN 3 Bantaeng.



## **BAB I**

### **INTRODUCTION**

#### ***A. Background***

Education was the most important thing of life. According to John Dewey (1916) education was the process of renewal of the meaning of experience, that will probably one occur in the ordinary association of adult people with young people. It may also occur in a deliberate and institutionalized to generate social sustain ability. This process involved the oversight and development of minors and the group in which he lived. Educational was the one of keys to develop and make stable income growth for our countries. Educational made people knew everything that uncertain did not in advance. Educational made people knew about English.

English was the general language in globalization. In Indonesia English was the foreign language. English is taught from elementary until university but many language learners did not get the advantage of it. It happened because many factors such as parents' support.

Parents' support is the most important factors that can control students to get the best achievement in their school. It is due to the fact that parents' became their first teacher. Research showed that the literacy of their parents strongly affected the education of their children.

The education that children receives was very much dependent on the support that their parents received since they were children. Research showed that the literacy of their parents strongly affected the education of their children. Teale (1986: 192) found in his studies that children experienced literacy primarily as a

social process during their preschool years. Parents strongly affected this social learning process because they are the biggest influence at this early stage in their children lives.

Students who studied English especially to learn english vocabulary needed many factors from parents because their parents can help them successful in input or output education. According to Neuman (2003), “most parents – even low-income and culturally and linguistically diverse parents – possess the attitudes and at least the sufficient early literacy skills and knowledge to help their children get on the road to literacy”.

To achieve those purposes, students needed a lot of words of English to be mastered. As Norbert said vocabulary was one of the most important skills in a language. Hence, to achieve the success in language teaching learning process especially English, vocabulary was one of the most important factors in all language teaching such as speaking, listening, reading and writing.

Vocabulary was very important in learning a foreign language to master. Be mastered Vocabulary as one of language aspects to learn when people were learning a language. It was impossible to learn a language without vocabulary. Therefore, in any language learning vocabulary was necessary.

Good mastery of vocabulary was important for anyone who learnt the language used in listening, speaking, reading and writing. A learner of a foreign language spoke fluently and accurately, wrote easily, or understood what he or she read and heard if he or she has enough vocabulary and the capability of using it accurately. The more student had stock of words used in a language, the better it

made their performance. Mastering vocabulary was the ability to get or to receive lots of words. By having and mastering vocabulary people knew the meaning of vocabulary in the context.

Based on the explanation above, it seemed like the students' problem were not interesting to study about English in the school. In cases made the lack of students understanding about English vocabulary. Then, in this school students parents' not really interest in with their children ability specially in learning English vocabulary. In addition the influence of parents' support is important to increase the students' English vocabulary because parents were the first teacher for their children.

The statement, the researcher decided to carry out a research entitled ***"The Correlation between Parents' support and the Students' Ability in Learning English Vocabulary at the Second Year Students of SMAN 3 Bantaeng"***. This was important thing to know the relation of parents' support to students' ability in learning English vocabulary.

#### **B. Research Problem**

Based on the previous background, the researcher formulated the problem statement as follows:

1. Is there any correlation between parents' support and the students' ability in learning English vocabulary in second year students of SMAN 3 Bantaeng?
2. How is the correlation between parents' support and the students' ability in learning English vocabulary in second year students of SMAN 3 Bantaeng?

### ***C. Research Objective***

Relating to the research problem above, the research objective of this research was the specified:

1. To find out the correlation between parents' support and the students' ability in learning English vocabulary in the second year students of SMAN 3 Bantaeng.
2. To describe the correlation between parents' support and the students' ability in learning English vocabulary in the second year students of SMAN 3 Bantaeng.

### ***D. Research Significance***

The research was expected to give significant contribution in terms of the theoretical and practical as follows:

1. Theoretical significance

The result of this research was expected to enrich literature and existing research on correlation between parents' support and the students' ability in learning English vocabulary.

2. Practical significance

This study was hoped to be useful to:

- a. For Teachers

This research significant for teachers was to know its ability to carry out learning English with parents' support simultaneously determined the effectiveness parents' support in increasing students' ability in learning English vocabulary.

b. For students

The benefits that can be felt directly by the students can form their high motivation in following the teaching English because with parents' support was attracting more students.

c. For researcher

Through this study, the researcher was able to improve his knowledge in writing good paper, and to improve his knowledge in students' ability in learning English vocabulary.

**E. *Research Scope***

The scope of this research was correlation between parents' support and the students' ability in learning English vocabulary at the second year students of SMAN 3 Bantaeng.

**F. *Operational Definition of Term***

1. Correlation

According to Hornby, (1995: 98) correlation is connection between to things in which one thing changes as the other does.

Correlation was closely related or connected of two thing, or showed such relation between two things. In others words made close relationship or connection of two things. From the explanation above the researcher understood that corelation was defineted as the mutual relationship between two things.

## 2. Parents' support

Parents' support is both a way of working and a set of activities that provides information, advice and assistance to parents' and cares about bringing up their children, so that these children will reach their full potential.

## 3. Students ability

According to Mashadi Latif, (2013) students' ability is ability to do something correctly. The student's ability can be described by knowing their error or mistaken when they did something. Error or mistaken was a measurement that showed the level of ability. Students' that made many mistakes or errors had lower level than who had not error or mistaken.

## 4. Vocabulary

Vocabulary was a list of words used by lexicographers to write dictionary definitions. Johnson's Samuel mention that words should be defined using term less abstruse than that which is to be explained, and the defining vocabulary provides the lexicographer with a restricted list of high-frequency word which can be used from producing simple definitions of any word in the dictionary.

Defining vocabularies were especially common in English monolingual learner's dictionaries. The first such dictionary used a defining vocabulary was the new method English dictionary by Michael West and James Endicott, a small dictionary written using a defining vocabulary of just 1490 words. When the Longman dictionary of contemporary English was first publish in 1978, its most striking feature was its use of a 2000-word defining vocabulary based on Michael West's general service list, and since then defining vocabularies have become a



standard component of monolingual learner's dictionaries for English and for other languages.



## CHAPTER II

### REVIEW OF RELATED LITERATURE

#### A. *Previous of related findings*

1. According to Fitri Ayu Kusumaningrum (2016) conducted a researcher entitled *Parents Support, Teachers Support, and Intelligence as Predictors of Mathematics Learning Achievement in Class XI of Yogyakarta Senior High Schools*. stated that, the results showed that parental support cannot predict mathematics achievement in high school students. The support given by parents to students of senior high school is the most important form of support that is felt in all aspects of life. However, parental support is not a form of support which can assist students in their academic success. The support should be attached to students' developmental stages and also internal factors inherent in the student, for example intelligence, aptitude, interest, personality, and so on.
2. According to Sultana and Rosli (2016) conducted a researcher entitled *Parental Involvement on Students Learning Abilities and Achievement in the English Subject*. States that, the extensive literature support that parental involvement has been identified as positively impacting students learning abilities and achievement. In order to measure parental encouragement and supports on students learning abilities and achievement, a total of eight statements were used and the results

revealed the positive parental encouragement and involvement that noted in the majority of the respondents responses.

3. According to Hafiz Muhammad Waqas Rafiq (2013) conducted a researcher entitled *Parental Involvement and Academic Achievement; A Study on Secondary School Students of Lahore, Pakistan*. Stated that, parental involvement in school has been linked with academic achievement. Although little research has been done in the area of parental involvement and secondary school students, the literature review examines the many factors that may contribute to the level of parental involvement and academic achievement in secondary school. This Master's research project sought to identify the different levels of parental involvement in academic activities and how parental involvement affects academic achievement of secondary school students.
4. According to Shute (2011) conducted a research entitled *A Review of the Relationship between Parental Involvement and Secondary School Students' Academic Achievement*. Stated that, Parents appear to have an important opportunity to influence their children's academic achievement though the influence may not be as great as traditionally believed. Correlational studies have found modest associations between various PI variables and student academic achievement, with some of the most consistent relationships being reported for (a) parents talking with their child about school (b) parents holding high

expectations for students' academic achievement and (c) parents employing an authoritative (not authoritarian) parenting style. Citing the inability of correlational studies to determine causality, as well as the findings of twin and adoption studies, researchers have estimated the impact of PI variables on academic achievement as quite modest. Others have agreed that the influence of parents is modest but go on to assert that peer influence is likewise modest. It seems that both parents and peers can have an influence on a child's academic achievement.

Based on the previous researches above, four researchers showed that parent's support and involvement was crucial thing in students' ability and achievement. It was very good finding to find out information about the correlation between parents' support and students ability in learning English vocabulary.

But there was the researcher stated that, parental support cannot predict mathematics achievement in high school students. It was similar with this study but have the different place. All previous findings above had similar topic used by the researcher as guidelines to conduct this research.

## **B. *Some Pertinent Ideas***

### **1. Parents' support**

Children benefit from positive parenting from birth, right through to adulthood. The child and family agency and its partners are working to support parents' to raise their children in a way that improves child well-being and

children outcomes. At the family level, effective parenting support can help family well-being and reduce problems that might happen later on. In communities, parenting supports can improve the well-being of communities and promote cooperation and solidarity.

## 2. Lifecourse

Lifecourse means the different stages that people go through over a lifetime. We have found that by using a lifecourse approach in the parenting strategy we can ensure that parents' will have supports at all ages and stages of their children's lives from pregnancy to the teenage years and beyond.

In the parenting strategy we have divided the lifecourse into four different stages as follows:

- a. Preparing for and becoming a parent
- b. Birth to five years this stage is a priority area because of the strong evidence that supporting parents' and their children in the earliest years is the most effective and efficient way to achieve family wellbeing and improve outcomes for children.
- c. 6 to 12 years
- d. 13 to 17 years

## 3. Levels of need

The child and family agency recognize that parenting is a complex business and that many families will need different levels of support at different times in the lifecourse of their family. Thinking about what service we can provide

to meet these different levels of need help us to plan better and provide more timely and effective services.

On the first level we have the provision of services to all families universal supports and this can include information on parenting. In the next levels we have supports and service for families who may be experiencing some difficulties or who are at risk. On the third level we have supports for families who we know are having difficulties at a particular phase in the lifecourse and this might include child protection issues. Here we can provide supervised parenting to actively support these families. At the fourth level the child and the family agency are acting as parents' themselves where a child has been taken into care. However, parents' of children in statutory care will still be supported to participate in contact with their child and to build a good quality relationship.

#### 4. Action plan

Delivery of parenting support strategy will be through four main goals as follows:

- a. Parenting support will be an important part of the work of the child and family agency and parenting supports and services will be included in all plans for children families in all areas.
- b. We use the best evidence we have about what works for parents' and families and we are thinking about and delivering supports and services.
- c. Parenting supports and services will be available in all areas, at all stages of the lifecourse and at all levels of need.



- d. Parents' using the supports and services will experience them as being friendly and accessible.

## 5. Vocabulary

In this research the researcher would explain the definition of Vocabulary.

The learner had to understand the definition of Vocabulary first. It was difficult to make one definition of Vocabulary. So the writer tried to take it from some references.

Vocabulary was the "Everest of language". Willins assumed that "without grammar very little can be conveyed, without vocabulary nothing can be conveyed". (by David Crystal, the Cambridge Encyclopedia of the English Language, for this reason, a person who wanted to be able to communicate in a certain language has to master the vocabulary of that language for the first time by Scott Thornbury, how to teach vocabulary,

When some talks about vocabulary, the first thing came in one's mind vocabulary was a group of words on a certain language as a part of teaching-learning a foreign language. The core vocabulary of the first language was learned at home in the great struggle of the child to communicate his needs. He learns words for the person with whom he lived, for the things he needed, for the actions he wants performed or stopped, and he learns function words that enable him to construct the sentences.

Vocabulary as one of the language aspects had to be learned when people learn a language. Good master of vocabulary was important for anyone who learn a language used in listening, speaking, writing, and reading. A learner of the foreign language spoke fluently and accurately. Wrote easily, or understood what he or she read or heard if he or she has enough vocabulary and had a capability of using it correctly. It was obvious that vocabulary is very important in learning a language, especially English, because the English vocabulary was extremely large and it varies as well. Therefore, it is highly essential for English teachers to help their student's master vocabulary.

Longman active study dictionary of English defines of vocabulary as follows:

- a) Words.
- b) All the words you know in a language
- c) The words used in a particular subject or situation.

In Webster vocabulary was defined as follows:

- a) A list or collection of words and phrases usually alphabetically arranged and explained or define; dictionary, glossary, etc.
- b) All the words of a language, or all those used by a particular person, class, etc.
- c) A word regarded as a unit of sounds or letters rather than as a unit of meaning. ( by Longman, Active Study Dictionary of English, New Edition (Harlow: Longman group, 1992).

## 6. Kinds of vocabulary

Vocabulary varied in the four skills of language, listening, writing, reading and speaking. Generally, a student absorbed listening and speaking vocabulary before coming to reading and writing vocabulary. But in real situation, the process may change, especially in a foreign language teaching. Reading vocabulary may become the first stage before processing the speaking and listening vocabulary.

According to Nation Paul (1994) the basis of frequency, vocabulary can be divided in to two kinds; there were high frequency vocabulary and low frequency of vocabulary.

- a) High frequency vocabulary consist of word that are used very often in normal language, use in all four skills and across the full range of situation of use. High frequency vocabulary consist of 2000 word families, which are about 87% of the running words in formal written text and more than 95% of the words in informal spoken texts.
- b) The low frequency of vocabulary on the other hand, covers only small proportion of the running words of the continuous text, it means that low frequency vocabulary is rarely, used in common activity of English language. This group includes well over 100.000 word families.

According to Burton S. H. and J.A Humphries (1992). Moreover, there are two kinds of vocabulary used by people for their communication, that is; general vocabulary and special vocabulary. The general vocabulary is the words used in general, there is not limit of fields or users, general in meaning and use. And the specific vocabulary is used in certain field, job, profession or special science.

From the explanation above, by knowing that every experts in book had difficult for classifying the kinds of vocabulary, because every people had different ways to show and tell their ideas.

#### 7. principles of teaching vocabulary

Because of the importance of vocabulary, it needed a serious attention in learning vocabulary from both learners and teachers. It became a great challenging action for the teacher to teach vocabulary, what kinds of methods they used, what kinds of vocabulary that they gave, or how many vocabularies that they should teach.

According to Norbert Scmitt, (1997). There are some key principles in teaching vocabulary;

- a) Building a large sight of vocabulary.
- b) Integrating new words with previous words.
- c) Providing a number of encounters with a word.
- d) Promoting deep level of processing.
- e) Facilitating imaging.
- f) Making new word “real” by connecting them to the students’ word in some way.
- g) Using variety techniques.
- h) Encouraging independent learning strategies.

According to Wallace in mastering vocabulary the teacher follows the principles in mastering vocabulary that is:

1) Aims

The aims have to be clear of the teacher: how many of the things listed does the teacher expect the learner to be able to achieve vocabulary? what kinds of words?

2) Quantity

The teacher may have to decide on the number of vocabulary items to be learned how many new words in a lesson can the learner learn? if there were too many word, the learner may become confused and discouraged.

3) Need

In any case, one would hope that the choice of vocabulary related to the aims of a course and the objectives of individual lesson. It was also possible for the teacher, in a sense, to put the responsibility or choosing the vocabulary to be taught on the students, in order word, the students are put in a situation where they have to communicate and get the word they needed, as they needed them of using the teacher as an informant.

4) frequent exposure and repetition

It was seldom, however, that people remember a new word simply by hearing at the first time. There had to be a certain amount of repetition until there was evidence that students had learned the target word.

### 5) Meaningful presentation

The learner must have a clear and specific understandings of what it denoted or refers to, i.e. it meant that although meaning involved many other things as well. The word was presented in such a way that its denotation or reference was perfectly clear and ambiguous.

### 6) Situation of presentation

The choice of words can be very varied according to the situation in which were speaking and according to how well we know the person, to whom we were speaking (from informal to formal). So that a student learnt words in the situation in which they were appropriate.

## 8. Seven easy way to improve English vocabulary

### a) Read

The more read especially novels and literary works, but also magazines and newspapers the more words you'll be exposed to. As it read and uncover new words, use a combination of attempting to derive meaning from the context of the sentence as well as from looking up the definition in a dictionary.

### b) Keep a dictionary and thesaurus handy

Use whatever versions prefer. In print, software, or online. When you uncover a new word, look it up in the dictionary to get both its pronunciation and its meaning. Next go to the thesaurus and find similar words and phrases and opposites (synonym and antonym, respectively) and learn the nuances among the words.



c) Use a journal

It's a good idea to keep a running list of the new words you discover so that you can refer back to the list and slowly build it into the everyday vocabulary. Plus, keeping a journal of all new words can provide positive reinforcement for learning even more words specially you can see how many new words already learn.

d) Learn a word a day

Using a word a day calendar or website or developing own list of word to learn is a great technique many people use to learn new words. This approach may too rigid for some, so even if use this method don't feel must learn a new words every day

e) Go back to roots

One of the most powerful tools for learning new words and for deciphering the meaning of other new words is studying latin and Greek roots. Latin and Greek elements (prefixes, roots, and suffixes) are a significant part of the English language and a great tools for learning new words.

f) Play some games

Word games that challenge and help discover new meaning and new words are a great and fun tool in quest for expanding vocabulary. Examples include crossword puzzles, anagrams, word jumble, scrabble, and boggle.

g) Engage in conversation

Simply talking with other people can help learn discover new words.

As with reading, once hear a new word, remember to jot it down so that can study it later and then slowly add the new word to vocabulary.

9. Factors affecting vocabulary learning strategy

A number of research works on VLS have pointed out several factors that constitute a source of variation in learners.

a. Learner individual difference factors

Learner individual difference factors constitute one sort of the variation in the use of vocabulary learning strategies, these factors include belief, attitude, motivation, and language learning experience.

1. Belief

Student belief that knowing a word means the ability to use such words in appropriate context. However, they concentrate too much on isolated short-term retention of form and meaning.

2. Attitude

Attitude does appear to positively correlate with learner VLS use. There are findings that showed positive attitudes tended to employ a large variety of VLS either to discover the meaning of the new words or to consolidate the use of the words.

### 3. Motivation

Study revealed that inherent interest motivation (learners inherent interest in vocabulary learning) positively correlated with student's VLS use.

### 4. Language learning experience

In addition to motivation, language learning experience is considered as a factor that affect VLS use.

### b. Social and situational factors

Social and situational factors are other sources that influence the learner's VLS use. Social and situational variable comprise the field of the study, course type, class level, gender and language learning environment.

#### 1. Field of study

Considerable evidence supports the relationship between learners' field of study and their VLS use.

#### 2. Course type

Course type is considered a key factor affecting learners' VLS use. Course type refers to regular and part time program.

#### 3. Class level

Class level emerges as a clear factor affecting the way the VLS used. For example the level of Hungarian ESL student improved. The number of strategies to practice on regular basis and use word list reconsolidation decreased, strategies like skipping a new word.

#### 4. Gender

Among the situational and social factors gender seems to receive the widest attention from the researcher. However, the results are still inconclusive.

#### 5. Language learning environment

Language learning environment seems to receive less attention from previous researcher according to available research works, this factors can be categorized in to formal and informal language learning environment.

#### c. Learners' learning outcomes

##### 1. Language achievement

The relationship between student language learning achievement and VLS use in supported by some studied.

##### 2. Language proficiency

Attempts have been made to examine the student language proficiency in connection to VLS use.

##### 3. Vocabulary knowledge

Many researcher use vocabulary size as basis for vocabulary knowledge. There is considerable evidence available to support the link between student vocabulary size and VLS.

### C. Theoretical Framework

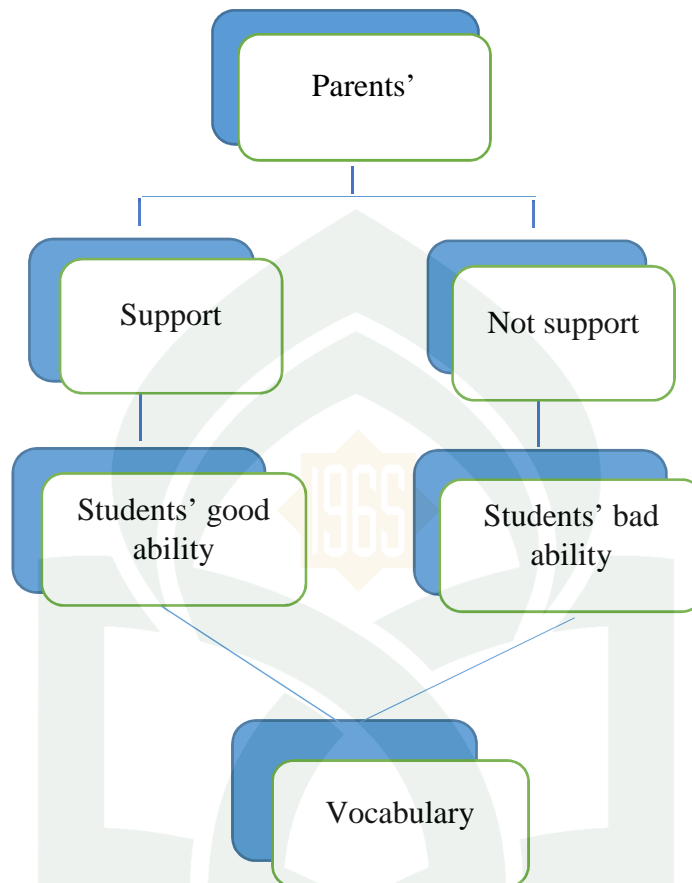


Figure 2.1 Parents' support and the students' ability

Parents support is the most important to increase the students English vocabulary because parents were the first teacher for their children. There are two kinds of parents' support there are parents support their children and parents not support their children. Where the parents that give support for their children is have a good impact to the students' ability, and the parents that not give support for their child is have a bad impact for the students' ability specially in learning English vocabulary.

## **CHAPTER III**

### **RESEARCH METHOD**

#### ***A. Research Design***

This research is quantitative research which uses many numbers in counting, start from collecting data, interpretation of data, and the appearance of the result (Arikunto, 2013: 313). Based on this research, the researcher uses a correlational study design. Correlation is the connection between two things in which one thing changes as the other does (Hornby, 1995: 98). The purpose of correlational study is to determine whether, and to what degree, a relationship exists between two or more variables (Gay, 1981: 99). In this case, correlational research is used to determine whether there is a dynamics of the relationship between parents' support and the students' ability in learning English vocabulary at the second years students of SMAN 3 Bantaeng.

#### ***B. Research Variable***

This research had one independent variable and one dependent variable where parents' support was independent variable and students' ability in English vocabulary was dependent variable.

#### ***C. Research Participant***

##### **1. Population**

Suharsimi Arikunto (2010:102) asserted population is all respondents of the research subject. The term population was used to express the sense of the group that became the origin from which a sample was selected. The population

of this research was all the second year students of SMAN 3 Bantaeng which consisted of 8 classes with a number of 202 students.

**Table 3.1**  
**The Number of Students' of Second Year Students of SMAN 3**  
**Bantaeng Academic Years 2016/2017**

CLASS	MALE	FEMALE	TOTAL
2 Exact 1	5	21	26
2 Exact 2	5	22	27
2 Exact 3	7	21	28
2 Exact 4	7	20	27
2 Social 1	13	12	25
2 Social 2	13	14	27
2 Social 3	13	14	27
2 Social 4	12	13	25
<b>TOTAL</b>	<b>75</b>	<b>137</b>	<b>202</b>

## 2. Sample

Based on Arikunto (2002: 112) statement that if the subject less than 100, it is better to take all of the population, but if the population is more than 100, it is suggested to take 10-15% or 20-25% or more of the population. Because the population is more than 100 students, Referring to the explanation Arikunto, the sample in this study was 21% of the population that as many as 40 people from eight classes.

This research, the researcher uses the technique of disproportionate stratified random sampling. In which members taking samples of the population was randomly with regard to strata that existed in the population.

**Table 3.2**  
**The Number of Students' of Second Year Students of SMAN 3**  
**Bantaeng Academic Years 2016/2017**

CLASS	TOTAL STUDENT	TOTAL SAMPLE
2 Exact 1	26	5
2 Exact 2	27	5
2 Exact 3	28	5
2 Exact 4	27	5
2 Social 1	25	5
2 Social 2	27	5
2 Social 3	27	5
2 Social 4	25	5
<b>TOTAL</b>	<b>202</b>	<b>40</b>

#### ***D. Research Instruments***

There were many kinds of instruments which can apply in conducting a research. The reseracher applied test and questionnaire as the instruments of collecting data.

##### **1. Test**

Test is series of questions or other instruments which are used to measure individual or group's skill, knowledge, intelligence, capability or talent (Arikunto, 2010: 138). The researcher used objective tests to measure the learners' ability to remember facts and figures as well as their comprehension of course materials. Common variations included multiple choice (MCQ), true-false, and matching items. In this research the researcher gave test to the students. Test paper consisted 20 questions which is in multiple choices.



**Table 3.3**  
**Classified of students' vocabulary**

<b>Score</b>	<b>Criteria</b>
90 – 100	Excellent
80 – 89	Very good
70 -79	Good
60 – 69	Fairly good
50 – 59	fairly
40 – 49	Poor
< 40	Very poor

## 2. Questionnaire

Questionnaire was some written questions which were used in obtaining information from the respondents such as report about their personal, or anything which they knew (Arikunto, 2013: 194). The researcher applied the questionnaire in order to know how the students' learning achievement is. The kind of questionnaire was close questionnaire. The close questionnaire was questions which the alternative of answer that researcher gave to students and then the students only chose it.

**Table 3.4**  
**The Level Score of Parents' Support**

<b>No</b>	<b>Score</b>	<b>Interval category</b>
	21-40	Very low
	41-60	Low
	61-80	Medium
	81-100	high

The researcher used Likert's Scale which had three options to answer the questions. The options were strong agree (SA), agree (A), undecided (U), disagree (D), and strong disagree (SD). It was used to know data about the parents' support. The questionnaire in this researcher consisted of 20 statements. 12 items included positive statement and other 8 items were negative statements.

**Table 3.5**  
**Answer Score to Every Questions**

<b>Items</b>	<b>Strong Agree</b>	<b>Agree</b>	<b>Undecided</b>	<b>Disagree</b>	<b>Strong Disagree</b>
Positive statements	5	4	3	2	1
Negative statements	1	2	3	4	5

### ***E. Collecting Data Procedure***

#### **1. Test**

In collecting data from test, the researcher concluded the following procedures:

- a. On September, 01<sup>st</sup> 2017 the researcher came to the school to select the respondents who did the test. In appendix B page 59
- b. The researcher came into the class and gave the paper test to the respondents.
- c. The researcher explained how to answer the paper test. In appendix B page 59
- d. The respondents submitted the paper test.

## 2. Questionnaire

- a. On September, 02<sup>nd</sup> 2017 the researcher gave the questionnaire to the respondents.
- b. The researcher guided the respondents to answer the questionnaire. In appendix A page 56
- c. After answering, the respondents submitted the questionnaire to the researcher.

### **F. Data Analysis Technique**

After collecting data, the researcher analyzed to obtain valid data. There were two techniques of data analysis in this research namely calculating the quantitative data. To analyze the questionnaires, the researcher used the formula as follow:

#### 1. Percentage

Calculate the percentage by using the formula as stated Sudjana in Risda, (2004: 130) as follow:

$$P = \frac{f}{N} \times 100\%$$

Where P : percentage

f : frequency

N : the total of respondent

#### 2. Correlation product moment

##### a. Formula :

$$r_{xy} = \frac{n \sum XY - (\sum X)(\sum Y)}{\sqrt{[n \sum X^2 - (\sum X)^2][n \sum Y^2 - (\sum Y)^2]}}$$

Notation :

X : Score of the test parents support

Y : Score of the students' ability

X : The sum of all the score of the test parents' support

Y : The sum of all the students' ability

n : Total number of subject

$X^2$  : The sum of all the square: square each score and add up all the square of parents' support

$Y^2$  : The sum of all the square: square each score and add up all the square of students' ability

(  $X$  )<sup>2</sup> : The square of sum: add up all the score and square the sum, or total of parents' support

(  $Y$  )<sup>2</sup> : The square of sum: add up all the score and square the sum, or total of students' ability

(Hinkle, D.W., Wiersma, W., & Jurs, S. G. 1988: 108)

- b. The correlation score can also clacifying which falls into five classifications as follow on table III :

**Table 3.6**  
**The Coefficient Correlation Score**

Classification	Interpreting
0,90 to 1,00	Very high correlation
0.70 to 0,90	High correlation
0,50 to 0,70	Moderate correlation
0,30 to 0,50	Low correlation
0,00 to 0,30	Little if any correlation

(Hinkle, D.W., Wiersma, W., & Jurs, S. G. 1988: 108)

## CHAPTER IV

### FINDING AND DISCUSSION

#### **A. Findings**

Findings of this research were the answer of the research problem. The data were presented in quantitative manners. To answer the problem statement the researcher used descriptive statistics.

The findings of this research were taken from the result of the questionnaire. The data were collected from 40 students from 8 classes at the second years students of SMAN 3 Bantaeng. In order to give clear description of the findings, the researcher explains them as follows:

#### **1. The Result of Parents' support at the Second Year Students of SMAN 3 Bantaeng.**

Table of parents' support were shown in the appendix C on page 62 and the result of descriptive statistics were shown in the appendix C on page 62. based on the researcher that has been conducted at the second year students of SMAN 3 Bantaeng with sample about 40 students the researcher gathered data through questionnaire that has been completed by the students, then the students was given a score on each time. Below is table of the results of scale for parents' educational background. The following table is the result of the descriptive statistics data about parents' educational background at the second year students of SMAN 3 Bantaeng. That was the students' analysis data of the questionnaire, there the researcher present on the tables below:

**Table 4.1**  
**Questionnaire**

Item 1. My parent gives me reward if I get a good achievement in vocabulary

Category	Frequency	Percentage (%)
Strong Agree	10	25
Agree	18	45
Undecided	7	17.5
Disagree	5	12.5
Strong Disagree	0	0
<b>Total</b>	<b>40</b>	<b>100.0</b>

The table above, it can be seen that, the category strong agree were 10 (25%) students, agree were 18 (45%) students, undecided 7 (17.5%) students, disagree were 5 (12.5%) students, none students choose strong disagree. The total frequency was 40 students and the total percentage were 100 %.

Item 2. I'll tell my parent if I find out the difficult word in English vocabulary

Category	Frequency	Percentage (%)
Strong Agree	6	15
Agree	5	12.5
Undecided	19	47.5
Disagree	7	17.5
Strong Disagree	3	7.5
<b>Total</b>	<b>40</b>	<b>100.0</b>

The table above, it can be seen that, the category strong agree were 6 (15%) students, agree were 5 (12.5%) students, undecided were 19 (47.5%) students, disagree were 7 (17.5%) students, strong disagree were 3 (7.5%) students. The total frequency was 40 students and the total percentage were 100%.

Item 3. My parent never helps me in learning English vocabulary

Category	Frequency	Percentage (%)
Strong Agree	4	10
Agree	5	12.5
Undecided	19	47.5
Disagree	12	30
Strong Disagree	9	22.5
<b>Total</b>	<b>40</b>	<b>100.0</b>

The table above, it can be seen that, the category strong agree were 4 (10%) students, agree were 5 (12.5%) students, undecided were 19 (47.5%) students, disagree were 12 (30%) students, strong disagree were 9 (22.5%) students. The total frequency were 40 students and the total percentage were 100%.

Item 4. My parent supports me to be diligent in learning English vocabulary

Category	Frequency	Percentage (%)
Strong Agree	9	22.5
Agree	28	70
Undecided	2	5
Disagree	1	2.5
Strong Disagree	0	0
<b>Total</b>	<b>40</b>	<b>100.0</b>

The table above, it can be seen that, the category strong agree were 9 (22.5%) students, agree were 28 (70%), undecided were 2 (5%) students, disagree was 1 (2.5%) students, none students choose strong disagree. The total frequency were 40 students and the total percentage were 100 %.

Item 5. I have never asked my parent to help doing English vocabulary assignment

Category	Frequency	Percentage (%)
Strong Agree	11	27.5
Agree	8	20
Undecided	11	27.5
Disagree	4	10
Strong Disagree	6	15
<b>Total</b>	<b>40</b>	<b>100.0</b>

The table above, it can be seen that, the category strong agree were 11 (27.5%) students, agree were 8 (20%) students, undecided were 11 (27.5%) students, disagree were 4 (10%) students, strong disagree were 6 (15%) students. The total frequency were 40 students and the total percentage were 100 %.

Item 6. My parent think that learning English vocabulary is important

Category	Frequency	Percentage (%)
Strong Agree	20	50
Agree	10	25
Undecided	8	20
Disagree	2	5
Strong Disagree	0	0
<b>Total</b>	<b>40</b>	<b>100.0</b>

The table above, it can be seen that, the category strong agree were 20 (50%) students, agree were 10 (25%) students, undecided were 8 (20%) students, disagree were 2 (5%) students, none students choose strong disagree. The total frequency were 40 students and the total percentage were 100 %.



Item 7. If I have never learnt English vocabulary, my parent did not admonish me.

Category	Frequency	Percentage (%)
Strong Agree	0	0
Agree	8	20
Undecided	16	40
Disagree	6	15
Strong Disagree	10	25
<b>Total</b>	<b>40</b>	<b>100.0</b>

The table above, it can be seen that, none students choose the category strong agree, agree were 8 (20%) students, undecided were 16 (40%) students, disagree were 6 (15%) students, strong disagree were 10 (25%) students. The total frequency were 40 students and the total percentage were 100 %.

Item 8. My parent has to learn if the teacher did not come in the class

Category	Frequency	Percentage (%)
Strong Agree	9	22.5
Agree	20	50
Undecided	5	12.5
Disagree	6	15
Strong Disagree	0	0
<b>Total</b>	<b>40</b>	<b>100.0</b>

The table above, it can be seen that, the category strong agree were 9 (22.5%) students, agree were 20 (50%) students, undecided were 5 (12.5%) students, disagree were 6 (15%) students, none students choose strong disagree. The total frequency were 40 students and the total percentage were 100 %.

Item 9. I am annoyed if learn English vocabulary in my home.

Category	Frequency	Percentage (%)
Strong Agree	0	0
Agree	5	12.5
Undecided	8	20
Disagree	16	40
Strong Disagree	11	27.5
<b>Total</b>	<b>40</b>	<b>100.0</b>

The table above, it can be seen that, none students choose the category strong agree, agree were 5 (12.5%) students, undecided were 8 (20%) students, disagree were 16 (40%) students, strong disagree were 11 (27.5%) students. The total frequency were 40 students and the total percentage were 100 %.

Item 10. My parent supports if I learn English vocabulary in my home

Category	Frequency	Percentage (%)
Strong Agree	20	50
Agree	5	12.5
Undecided	12	30
Disagree	2	5
Strong Disagree	1	2.5
<b>Total</b>	<b>40</b>	<b>100.0</b>

The table above, it can be seen that, the category strong agree were 20 (50%) students, agree were 5 (12.5%) students, undecided were 12 (30%) students, disagree were 2 (5%) students, strong disagree were 1 (2.5%) student. The total frequency were 40 students and the total percentage were 100 %.

Item 11. My parent did not care if I getting a poor grades in English vocabulary.

Category	Frequency	Percentage (%)
Strong Agree	4	10
Agree	3	7.5
Undecided	7	17.5
Disagree	19	47.5
Strong Disagree	10	25
<b>Total</b>	<b>40</b>	<b>100.0</b>

The table above, it can be seen that, the category strong agree were 4 (10%) students, agree were 3 (7.5%) students, undecided were 7 (17.5%) students, disagree were 19 (47.5%) students, strong disagree were 10 (25%) students. The total frequency were 40 students and the total percentage were 100 %.

Item 12. I am given a special time to learn English vocabulary in home.

Category	Frequency	Percentage (%)
Strong Agree	8	20
Agree	10	25
Undecided	15	37.5
Disagree	7	17.5
Strong Disagree	0	0
<b>Total</b>	<b>40</b>	<b>100.0</b>

The table above, it can be seen that, the category strong agree were 8 (20%) students, agree were 10 (25%) students, undecided were 15 (37.5%) students, disagree were 7 (17.5%) students, none students choose strong disagree. The total frequency were 40 students and the total percentage were 100%.

Item 13. My parent have never controlled my English vocabulary.

Category	Frequency	Percentage (%)
Strong Agree	5	12.5
Agree	2	5
Undecided	13	32.5
Disagree	15	37.5
Strong Disagree	5	12.5
<b>Total</b>	<b>40</b>	<b>100.0</b>

The table above, it can be seen that, the category strong agree were 5 (12.5%) students, agree were 2 (5%) students, undecided were 13 (32.5%) students, disagree were 15 (37.5%) students, strong disagree were 5 (12.5%) students. The total frequency were 40 students and the total percentage were 100%.

Item 14. If getting a poor grades in English vocabulary, my parent will reprimand me.

Category	Frequency	Percentage (%)
Strong Agree	9	22.5
Agree	3	7.5
Undecided	11	27.5
Disagree	7	17.5
Strong Disagree	10	25
<b>Total</b>	<b>40</b>	<b>100.0</b>

The table above, it can be seen that, the category strong agree were 9 (22.5%), agree were 3 (7.5%), undecided were 11 (27.5%), disagree were 7

(17.5%), strong disagree were 10 (25%). The total frequency were 40 and the total percentage were 100 %.

Item 15. My parent haven't important role in increase my English vocabulary.

Category	Frequency	Percentage (%)
Strong Agree	4	10
Agree	17	42.5
Undecided	4	10
Disagree	10	25
Strong Disagree	5	12.5
<b>Total</b>	<b>40</b>	<b>100.0</b>

The table above, it can be seen that, the category strong agree were 4 (10%) students, agree were 17 (42.5%) students, undecided were 4 (10%), disagree were 10 (25%) students, strong disagree were 5 (12.5%) students. The total frequency were 40 students and the total percentage were 100 %.

Item 16. My parent gives me a punishment if I am absence in the English vocabulary lesson.

Category	Frequency	Percentage (%)
Strong Agree	7	17.5
Agree	12	30
Undecided	10	25
Disagree	7	17.5
Strong Disagree	4	10
<b>Total</b>	<b>40</b>	<b>100.0</b>

The table above, it can be seen that, the category strong agree were 7 (17.5%) students, agree were 12 (30%) students, undecided were 10 (25.5%) students, disagree were 7 (17.5%) students, strong disagree were 4 (10%) students. The total frequency were 40 students and the total percentage were 100%.

Item 17. My parent educational background didn't influence my English vocabulary ability.

Category	Frequency	Percentage (%)
Strong Agree	11	27.5
Agree	15	37.5
Undecided	8	20
Disagree	5	12.5
Strong Disagree	1	2.5
<b>Total</b>	<b>40</b>	<b>100.0</b>

The table above, it can be seen that, the category strong agree were 11 (27.5%), agree were 15 (37.5%) students, undecided were 8 (20%) students, disagree were 5 (12.5%) students, strong disagree were 1 (2.5%). The total frequency were 40 and the total percentage were 100 %.

Item 18. If I getting a good achievement, my parent give me a reward.

Category	Frequency	Percentage (%)
Strong Agree	7	17.5
Agree	10	25
Undecided	3	7.5
Disagree	20	50
Strong Disagree	0	0
<b>Total</b>	<b>40</b>	<b>100.0</b>

The table above, it can be seen that, the category strong agree were 7 (17.5%) students, agree were 10 (25%) students, undecided were 3 (7.5%) students, disagree were 20 (50%) students, none students choose strong disagree. The total frequency were 40 students and the total percentage were 100 %.

Item 19. I always study English vocabulary at home.

Category	Frequency	Percentage (%)
Strong Agree	2	5
Agree	3	7.5
Undecided	5	12.5
Disagree	12	30
Strong Disagree	18	45
<b>Total</b>	<b>40</b>	<b>100.0</b>

The table above, it can be seen, that the category strong agree were 2 (5%) students, agree were 3 (7.5%) students, undecided were 5 (12.5%) students, disagree were 12 (30%) students, strong disagree were 18(45%) students. The total frequency were 40 students and the total percentage were 100 %.

Item 20. When I was graduate my parent suggest me to get English subject in university.

Category	Frequency	Percentage (%)
Strong Agree	7	17.5
Agree	11	27.5
Undecided	9	22.5
Disagree	3	7.5
Strong Disagree	10	25
<b>Total</b>	<b>40</b>	<b>100.0</b>

The table above, it can be seen that, the category strong agree were 7 (17.5%) students, agree were 11 (27.5%) students, undecided were 9 (22.5%) students, disagree were 3 (7.5%) students, strong disagree were 10 (25%) students. The total frequency were 40 students and the total percentage were 100%.

**Table 4.2**  
**The score of parents' support**

Respondents	Score of questionnaire
1	60
2	54
3	61
4	67
5	71
6	62
7	67
8	64
9	70
10	73
11	64
12	63
13	64



14	63
15	64
16	61
17	58
18	70
19	62
20	70
21	71
22	73
23	69
24	57
25	65
26	67
27	70
28	64
29	68
30	59
31	61
32	62
33	69
34	66
35	68
36	65
37	63
38	61
39	66
40	61
<b>Total score</b>	<b>2599</b>
<b>Max. score</b>	<b>73</b>
<b>Min. score</b>	<b>54</b>
<b>Mean</b>	<b>64.98</b>
<b>Standard deviation</b>	<b>4.526</b>

The table above, it can be seen that, the total score of parents' support was **2599** with the maximum score was **73**, the minimum score was **54**, mean score was **64.98** and standard deviation was **4.526**.

### 1. The Result of Students' Ability in English Vocabulary

To find out the students' ability in English vocabulary, the researcher collected the data which is gotten from the result of vocabulary test. Here the researcher presented the list of the students' vocabulary score as follow:

**Table 4.3**  
**The score of students' vocabulary test**

Respondents	Vocabulary score
1	75
2	60
3	45
4	35
5	35
6	55
7	35
8	30
9	60
10	30
11	30
12	45
13	50
14	30
15	45
16	35
17	55
18	30
19	30
20	60
21	75
22	70
23	70
24	70
25	45
26	70
27	60
28	50
29	70
30	35

31	40
32	35
33	40
34	55
35	65
36	60
37	55
38	70
39	55
40	30
<b>Total score</b>	<b>1990</b>
<b>Max. score</b>	<b>75</b>
<b>Min. score</b>	<b>30</b>
<b>Mean</b>	<b>49.75</b>
<b>Standard deviation</b>	<b>15.147</b>

The table above, it can be seen that, the total score of vocabulary was **1990** with the maximum score was **75**, the minimum score was **30**, the mean score was **49.74** and the standard deviation was **15.147**.

## **2. Analysis on the correlation between parents' educational background and the students' ability in learning English vocabulary**

In this study, to interpret the result of this research, the researcher used statistical method, in which the data was analyzed by using Pearson product moment formula. Variable X was used to represent the score of parents' educational background and variable Y used to represent the score of English vocabulary. Then, the hypothesis will be tasted by using Pearson product moment coefficient correlation.

Before analyzing the data, the researcher presented the description of correlation as below:

**Table 4.4**  
**The correlation between parents' support and students' English vocabulary**

res	X	Y	x	y	x <sup>2</sup>	y <sup>2</sup>	(xy)
Res1	60	75	-5	25	25	625	-125
Res2	54	60	-11	10	121	100	-110
Res3	61	45	-4	-5	16	25	20
Res4	67	35	2	-15	4	225	-30
Res5	71	35	6	-15	36	225	-90
Res6	67	55	5	5	25	25	25
Res7	60	35	-5	-15	25	225	75
Res8	64	30	-1	-20	1	400	20
Res9	70	60	5	10	25	100	50
Res10	73	30	8	-20	64	400	-160
Res11	64	30	-1	-20	1	400	20
Res12	63	45	-2	-5	4	25	10
Res13	64	50	-1	0	1	0	0
Res14	63	30	-2	-20	4	400	40
Res15	64	45	-1	-5	1	25	5
Res16	61	35	-4	-15	16	225	60
Res17	58	55	-7	5	49	25	-35
Res18	70	30	5	-20	25	400	-100
Res19	62	30	-3	-20	9	400	60
Res20	70	60	5	10	25	100	50
Res21	71	75	6	25	36	900	150
Res22	73	70	8	20	64	400	160
Res23	69	70	4	20	16	400	80
Res24	57	70	-8	20	64	400	-160
Res25	65	45	0	5	0	25	0
Res26	67	70	2	20	4	400	40
Res27	70	60	5	10	25	100	50
Res28	64	50	-1	0	1	0	0
Res29	68	70	3	20	9	400	60
Res30	59	35	-6	-15	36	225	90
Res31	61	40	-4	-10	16	100	40
Res32	62	35	-3	-15	9	225	45
Res33	69	40	4	-10	16	100	-40
Res34	66	55	1	5	1	100	5
Res35	68	65	3	15	9	225	45
Res36	65	60	0	10	0	100	0

Res37	63	55	-2	5	4	25	-10
Res38	69	70	4	20	16	400	80
Res39	66	55	1	5	1	5	5
Res40	61	30	-4	-20	16	400	80
$\Sigma$	<b>2599</b>	<b>1990</b>			<b>820</b>	<b>9280</b>	<b>505</b>
	64.97	49.75					
	65	50					

The table above, the correlation between two variables can be calculated by using the Pearson product moment formula below:

$$\begin{aligned}
 r_x &= \frac{n\sum X - (\sum X)(\sum Y)}{\sqrt{[n\sum X^2 - (\sum X)^2][n\sum Y^2 - (\sum Y)^2]}} = \frac{\sum X}{\sqrt{(\sum X^2)(\sum Y^2)}} \\
 &= \frac{550}{\sqrt{(820)(9280)}} \\
 &= \frac{5}{\sqrt{7}} \\
 &= \frac{5}{2.7,5} \\
 &= 0.199
 \end{aligned}$$

The result of the formula above showed that, the correlation ( $r_x$ ) between parents' support and students' English vocabulary was **0.199**.

### **B. Test of Hypothesis**

The researcher has mentioned the hypothesis before from the hypothesis, the researcher has criterion of test hypothesis:

If  $r_0 > r_t$  the alternative hypothesis ( $H_1$ ) is accept and null hypothesis ( $h_0$ ) was rejected. It means there is correlation between parents' support and the students' English vocabulary.

If  $r_o < r_t$  the alternative hypothesis ( $H_1$ ) is rejected and null hypothesis ( $H_0$ ) is accepted. It means there is no correlation between parents' support and the students' English vocabulary. Hypothesis was tested by using  $r$  table of Pearson product moment coefficient as bellow:

**Table 4.5**  
**Table of Pearson product moment**

N	r-table of Pearson product moment	
	Significant level	
	5%	1%
<b>40</b>	<b>0.304</b>	<b>0.393</b>

Based on the table of significance, it can be seen that  $r_t$  at the significance level 5% is **0.304** and  $r_t$  at the significance level 1% is **0.393**. Therefore, it can be said that  $r_x$  that was **0.199** is lower than both  $r_t$  in the level 5% and 1%.

This meant that the correlation between parents' support and the students' English vocabulary is no significance. Thus, the proposed the alternative hypothesis ( $H_1$ ) is rejected and null hypothesis ( $H_0$ ) is accepted. It means there is no correlation between parents' support and the students' English vocabulary.

Considering high or low the significant correlation between the two variables should be consulted to the interpretation table significance level in the table 3.5

### C. Discussion

This section discussed the result of the data analysis. It consisted of parents' support, students' ability in English vocabulary, and the correlation between parents' support and the students' ability in English vocabulary. The analysis was done based on the result of the questionnaire and test.

Based on the result of questionnaires parents' support, it was found the mean score was **64.98** and standard deviation was **4.526**. Then, there were 34 students or 85% have score in category medium, and 6 students or 15 % have score in category low. Thus, it could be concluded that on the all subjects of this research was mostly found in medium category.

Based on the result of vocabulary test, it was found that the level of the students' ability in learning English vocabulary was the mean score **49.75** and standard deviation is **15.147**. Students' got good classification was 8 (20%), students got classification fairly good 6 (15%), students got fairly classification 7 (17.5%), students got poor classification was 6 (15%), and students got very poor classification was 13 (32.5%) but, none students got very good and excellent classification. Thus, it could be concluded that, the score of the students' ability in learning English vocabulary at the second year students of SMAN 3 Bantaeng. Were mostly found in very poor classification with the percentage level was 32.5% because most of students were lack of English vocabulary.

After looking result of questionnaire and vocabulary test, as described by using the Pearson product moment formula. The researcher found that they have no correlation, where  $r_{01}$  is lower than  $r_{tt}$  (**0.199 < 0.304**) and (**0.199 < 0.393**). It meant that there was no correlation between parents' support and the students' ability in learning English vocabulary at the second year students of SMAN 3 Bantaeng. So alternative hypothesis (H1) is rejected and null hypothesis is accepted.

Based on the research findings three researcher stated that parents' support had the influence in the students achievement in the school. According to Hafiz Muhammad Waqas Rafiq (2013) Stated that, parental involvement in school has been linked with academic achievement. Sultana and Rosli (2016) stated that, the extensive literature support that parental involvement has been identified as positively impacting students learning abilities and achievement. Shute (2011) Stated that, Parents appear to have an important opportunity to influence their children's academic achievement though the influence may not be as great as traditionally believed. The result of the third research above were contradiction with this research. But there was also the researcher stated that, therefore parents' support and educational level of parents, did not have significant influence on students' achievement conducted by Fitri Ayu Kusumaningrum (2016). It was similar with this research based on the result there was no correlation between parents' support and the students' ability in learning English vocabulary. On the research findings it proved that parents' support is not only the one affected the students' ability in learning English vocabulary.



## CHAPTER V

### CONCLUSION AND SUGGESTION

#### A. *Conclusions*

Relating to the research findings and discussion in the previous chapter, the conclusions are presented in the following statements:

1. there was no correlation between parents' support and the students' ability in learning English at the second year students of SMAN 3 Bantaeng.
2. Based on the result of parents' support of second year students at SMAN 3 Bantaeng with SPSS 23 mean is **64.98** and standard deviation is **4.526**. Students' ability in learning English vocabulary with SPSS 23 mean was **49.75** and standard deviation is **15.147**. The result of applying the  $r_x$  ( $r_o$ ) distribution shows that, the coefficient correlation was **0.199**. The degree of significance 5 % is **0.304** and the degree significance 1 % is **0.393**. It means  $r_o$  is lower than  $r_t$  (**0.199 < 0.304**) and (**0.199 < 0.393**). So alternative hypothesis (H1) is rejected and null hypothesis is accepted.

The conclusion of this research is there is no significance correlation between parents' support and the students' ability in learning English vocabulary.

### **B. *Suggestions***

Based on the findings conclusion above, it is suggested that in parents' support and students' English vocabulary ability are:

Even through the researcher found that there was no correlation between parents' educational background and the students' ability in learning English vocabulary at the second year students of SMAN 3 Bantaeng, the researcher suggest to the parents to know the students ability especially ability in learning English vocabulary where :

1. Parents is first teacher for their children at home. Parents should support their child to study English vocabulary
2. Parents should facilitated children such us a dictionary because dictionary is very helpful for them to find out the difficult English vocabulary.
3. Parents should increase student motivation and their interest to study English vocabulary because vocabulary is important when we are communicated with other people. Without vocabulary we can't speak fluently.

## BIBLIOGRAPHY

- Alvy, K. T. *Parent training today: A social necessity*. Studio City, CA: Center for the Improvement of Child Caring. 1994.
- Arikunto, S. *Prosedur Penelitian, Suatu Pendekatan. Praktek*. Jakarta: Rineka Cipta. 2002.
- , *Prosedur Penelitian Suatu Pendekatan Praktik (14<sup>th</sup> edition)*. Jakarta: Rineka Cipta. 2010.
- , *Prosedur Penelitian Suatu Pendekatan Praktis (15<sup>th</sup> edition)*. Jakarta: Rineka Cipta 2013
- Burton, S. H. and J.A Humphries. *Mastering English Language*, London: the Micmillian Press, 1992.
- Davis, Kean PE. *The Influence of parent Education and Family income on Child Achievement: The Indirect Role of Parental Expectations and the Home Environment*. Journal of family Psychology. 2005.
- Dembo, M. H., Switzer, M., & Lauritzen, P. An evaluation of group parent education: Behavioral, PET, and Adlerian programs. *Review of Educational Research*. 1985.
- Dornbusch, S. M., Ritter, P. L., Leiderman, P. H., Roberts, D. F., & Fraleigh, M. J. The relation of parenting style to adolescent school performance. *Child Development*. 1987.
- Fatmawati, A. *The Correlation Between The Integrative Motivation and Speaking Accuracy of The Second Grade Students at MA.Madani ALauddin Pao-Pao*. 2016
- Fitri Ayu Kusumaningrum. *Parents Support, Teacher Support, and Intelligence as Predictors of Mathematics Learning Achievement in Class XI of Yogyakarta Senior High Schools*. Mediteranian Journal of Social Sciences MCSER Publishing, Rome-Italy. Vol 7 No 1. 2016.
- Gay, *Educational research: Competencies for Analysis and Application (2<sup>nd</sup> edition)*. Columbus, OH: Charles E. Merrill Publishing Company. 1981.
- Gratz, Jen. *The impact of Parents' Background on their Children's Education* 2016.
- Hinkle, Dkk. *Applied Statistics for the Behavioral Sciences*, 1988.
- Hetherington, E. M., & Martin, B. Family factors and psychopathology in children. In H. C. Quay & J. S. Werry (Eds.), *Psychopathological disorders of children*. New York: John Wiley & Sons. 1986.

Hornby, *Oxford Advanced Learner's Dictionary of Current English*. New York. 1995.

[Http://www.enhance my vocabulary.com/improve-expent-vocabulary.html](http://www.enhance_my_vocabulary.com/improve-expent-vocabulary.html). on 21<sup>st</sup> November 2017.

Kebede. *Factors affecting vocabulary learning strategies : a synthesized study*. Faculty of education Naresuan university. 2012.

Lam, Ching-Man. *Parent Education: Revision and Vision*. Asian journal of counselling, 2003.

Longman. *Active Study Dictionary of English*, New Edition (Harlow: Longman Group, 1992).

Maccoby, E. E., & Martin, J. A. Socialization in the context of the family: Parent-child interaction. In E. M. Hetherington (Ed.), *Handbook of child psychology: Vol. 4. Socialization, personality, and social development*. New York: Wiley. (1983).

Mahoney, G., Kaiser, A., Girolametto, L., MacDonald, J., Robinson, C., Safford, P., & Spiker, D. Parent education in early intervention: A call for a renewed focus. *Topics in Early Childhood Special Education*, 1999.

Mary, finocchiaro. *English as a Second Language from Theory to Practice*, (New York: regents Publishing Company, 1994).

Mashadi, Latif. *a Descriptive Analysis on Students' Ability in using Articles (a, an and the) in eleventh year of MA Al-Bidayah Candi bandungan in the academic year of 2011/2012*. 2013.

Michael J. Wallace. *Teaching Vocabulary*, (London: Briddles. Ltd, 1982).

Misbahudin. *The Correlation Between Students Mastery of Vocabulary and Their Reading Ability* skripsi. Jakarta: Faculty Tarbiyyah And Teachers' Training Syarif Hidayatullah State Islamic University. 2011.

Muhammad, Hafiz Waqas Rafiq. *Parental Involvement and Academic Achievement; a Study on Secondary School Students of Lahore, Pakistan*. International Journal of Humanities and Social Science. Vol 3 No. 8. 2013.

Neuman W Laurence, *Social Research Methods: qualitative and quantitative approaches*. Allyn and Bacon, 2003.

Norbert, Schmitt and Michael Mc Carthey. *Vocabulary in Languagae Teaching*, (New York: Cambridge University Press, 1997).

- Paul, Nation. *New Ways of Teaching Vocabulary*, New York: teaching of English to speak of another language/TESOL Inc, 1994.
- Schott Thornbury. *How to Teach Vocabulary*, (Harlow: Longman Pearson Education Ltd, 2002).
- Shute, Valeria J, Dkk. *A Review of the Relationship between Parental Involvement and Secondary School Students' Academic Achievement*. Educational research international. 2011
- Stahl, Steven A. *Vocabulary Development. The Cognitive Foundations of Learning to Read: A Framework*. Southwest Educational Development Laboratory. (Cambridge: Brookline Books, 1999)
- Sugiono. *Cara Mudah Menyusun Skripsi, Tesis, dan Disertasi*. Alvabeta Bandung, 2013.
- Sultana A. M. and Nuraini Binti Rosli. *Parental Involvement on Students' Learning Abilities and Achievement in the English Subject* international journal of social science and humanity, 2016.
- Teale, William H. and Elizabeth Sulzby. *Background and Young Children's Literacy Development. Emergency literacy: Writing and Reading*. New Jersey: Ablex Publishing Corporation, 1986.
- Wilkins, David A. *Linguistics in Language Teaching*. Cambridge, MA: MIT Press, 1972.

### **APPENDIX A** **QUESTIONNAIRE**

Jawablah pertanyaan ini dengan jujur, dan Berilah tanda checklist (    ) pada jawaban anda.

Keterangan :

SA : Strong Agree (Sangat Setuju)

A : Agree (Setuju)

U : Undecided (Ragu-Ragu)

D : Disagree (Tidak Setuju)

SD : Strong Disagree (Sangat Tidak Setuju)

NO.	STATEMENTS	SA	A	U	D	SD
1.	My parent gives me reward if I get a good achievement in vocabulary (Orangtua tua saya memberikan pujian jika saya mendapatkan prestasi vocabulary bahasa Inggris yang baik)					
2.	I'll tell my parent if I find out the difficult word in English vocabulary (Saya memberitahu orangtua jika saya menemukan vocabulary yang sulit)					
3.	My parent never helps me in learning English vocabulary (Orangtua saya tidak pernah membantu saya dalam belajar vocabulary bahasa Inggris)					
4.	My parent supports me to be diligent in learning English vocabulary Orangtua saya mendorong agar rajin dan giat belajar vocabulary bahasa Inggris					
5.	i have never asked my parent to help doing English vocabulary assignment Saya tidak pernah meminta orangtua saya membantu mengerjakan tugas vocabulary bahasa inggris					
6.	My parent thinks that learning English vocabulary is important (Orangtua saya berfikir bahwa belajar vocabulary bahasa inggris itu penting)					
7.	If I have never learnt English vocabulary, my parent did not admonish me. Jika saya tidak pernah belajar vocabulary bahasa inggris, orangtua tidak menegur saya					

8.	My parent has to learn if the teacher did not come in the class Orangtua saya menyuruh tetap belajar dikelas jika guru yang bersangkutan berhalangan datang					
9.	I am annoyed if learn English vocabulary in my home. Saya merasa terganggu jika belajar vocabulary bahasa Inggris dirumah					
10.	My parent supports if I learn English vocabulary in my home Orangtua saya mendukung jika saya belajar vocabulary bahasa Inggris dirumah					
11.	My parent did not care if I getting a poor grades in English vocabulary. Orangtua saya tidak peduli jika nilai vocabulary bahasa Inggris saya jelek					
12.	I am given a special time to learn English vocabulary in home. Saya diberi waktu khusus untuk belajar vocabulary bahasa Inggris dirumah					
13.	My parent have never controlled my English vocabulary. Orangtua saya tidak pernah mengontrol penguasaan vocabulary bahasa Inggris saya					
14.	If getting a poor grades in English vocabulary, my parent will reprimand me. Jika nilai vocabulary bahasa Inggris saya jelek, orangtua saya memarahi saya					
15.	My parent haven't important role in increase my English vocabulary. Orangtua saya tidak berperan penting dalam meningkatkan penguasaan vocabulary saya.					
16.	My parent gives me a punishment if I am absence in the English vocabulary lesson. Orangtua saya memberi sangsi jika bolos dalam pelajaran vocabulary bahasa Inggris					
17.	My parent educational background didn't influence my English					

	vocabulary ability. Latar belakang pendidikan orangtua saya tidak mempengaruhi kemampuan vocabulary bahasa inggris saya					
18.	If I getting a good achievement, my parent give me a reword. Jika saya mendapatkan nilai vocabulary yang baik, orangtua saya memberikan hadiah					
19.	I always study English vocabulary at my home. Saya selalu belajar vocabulary bahasa inggris di rumah					
20.	When I was graduate my parent suggest me to get English subject in university. Ketika saya lulus orangtua saya menyarankan untuk mengambil jurusan bahasa inggris di universitas.					

Adapted by Al Amin (2011)



**APPENDIXES B**  
**VOCABULARY TEST**

**Choose the correct answer by crossing a, b, c, or d!**

Read the text and answer the question below to 1 - 3

A Kangaroo is an animal found only in Australia. It has a smaller relative, called wallaby, which lives on the Australian Island of Tasmania and in New Guinea.

Kangaroos eat grass and plants. They have short front legs, but very long and strong back legs and a tail. These are used for sitting up and for jumping. Kangaroos have been known to make forward jumps of over eight meters, and leap across fences more than three meters high. They can also run at speeds of over 45 kilometers per hour.

The largest Kangaroos are the great grey kangaroo and the red kangaroo. The adult grows to a length of 1.60 meters and weighs over 90 kilos.

Kangaroos are marsupials. This means that the female kangaroo has an external pouch on the front of the body. A baby Kangaroo is very tiny when it is born, and it crawls at once into this pouch where it spends its first five months of life.

1. According to the text, the kangaroo .....
 

a. Can run faster than a car	c. Can jump over a 3 meters high fence
b. Can walk as soon as it is born	d. Can live in pouch during its life
2. .... are used for sitting up and for jumping .....
 

a. Long tails	c. Body pouch
b. Strong back legs	d. Short front legs
3. We know from the text that kangaroo.....
 

a. Is smaller in size to human new Guinea	c. Can be called Wallaby in
b. Has habitat in Tasmania	d. Has another name called Wallaby
4. Dimas : would you accompany me to the internet?  
 Bonar : .....  
 Dimas : Thanks. I really appreciate it
 

a. I'm disappointed	c. Sure
b. I'm not so sure	d. I don't know

5. Intan : do you have a .....?  
 Shopkeeper : yes, we do. The book rack is right there  
 a. Football shoes c. Red apples  
 b. Percian cat d. Drawing book
6. Arun : what do you think is the effective way to reduce global warming ?  
 Della : ..... planting threes is one of effective ways to reduce global warming.  
 a. I don't know c. In my opinion  
 b. How do you see d. Are you certain that
7. Wendy : I want to paint, too  
 Rina : all right. Use that ..... Over there  
 a. Brush c. Broom  
 b. Pencil d. Spoon

**Read the text and answer the question bellow to 8 – 10**

**Attention please!**

**Due to some technical problems, the show will be delayed for about one hour**

**We apologize for the inconvenience. Thank you.**

8. What is the announcement about?  
 a. The delay of the show c. The rule in the building  
 b. The inconvenience in the place d. The prohibition in the show
9. The following statements are TRUE according to the text, except.....  
 a. There are technical problems dealing with the show  
 b. The show will be delayed for about two hours  
 c. The committee of the show apologizes for the delay  
 d. The announcement can't be heard
10. .... the show will be delayed for  
 a. Stopped c. postponed  
 b. Started d. Don't start
11. The newspaper say " A two – year – old – girl ..... today when struck by bus  
 a. Kicked the bucket c. Was killed  
 b. Was reacted d. Departed

12. Some people ..... disapproval by holding their nose between their thumb and forefinger
- |                 |                |
|-----------------|----------------|
| a. Interrogate  | c. Communicate |
| b. Philosophize | d. investigate |
13. They needed lots of training to operate ..... equipment.
- |                  |         |
|------------------|---------|
| a. Easy          | c. blue |
| b. Sophisticated | d. Wise |
14. The committee ..... choosing as president
- |                  |             |
|------------------|-------------|
| a. Would up      | c. Would up |
| b. Buttoned down | d. Sat in   |
15. .... his fingernail
- |             |              |
|-------------|--------------|
| a. Tailored | c. Remodeled |
| b. Reduced  | d. Manicured |
16. My English...really... since I moved to Australia
- |                 |                 |
|-----------------|-----------------|
| a. had/improve  | c. Is/improving |
| b. has/improved | d. Are/improved |
17. I ...any parties since I lived in this town
- |             |                 |
|-------------|-----------------|
| a. attend   | c. has attended |
| b. attended | d. am attending |
18. My birthday party will be celebrated .... Sunday .. 07.30 p.m.
- |            |            |
|------------|------------|
| a. in – at | c. in – on |
| b. on – at | d. on – in |
19. The gardener ..... the grass every Monday and Thursday
- |          |           |
|----------|-----------|
| a. Cuts  | c. Trains |
| b. Plans | d. Comes  |
20. the teacher duty to ..... students in the school
- |          |         |
|----------|---------|
| a. teach | c. Make |
| b. play  | d. Work |
| c.       |         |

Adapted by Muhammad Ikbal, (2016).

**APPENDIXES C**  
**RESULT OF PARENTS' SUPPORT**

No Res	Items of questionnaire																				Score
	+	+	-	+	-	+	-	+	-	+	-	+	-	+	-	+	-	+	+	+	
	1	2	3	4	5	6	7	8	9	10	11	12	13	14	15	16	17	18	19	20	
1	5	5	1	4	3	4	2	5	1	5	4	3	1	2	1	5	1	5	1	2	60
2	4	3	1	4	1	4	3	5	4	3	1	5	3	1	1	3	1	5	1	1	54
3	4	3	1	4	2	3	3	5	5	5	4	3	3	1	4	2	1	2	1	5	61
4	4	3	1	4	5	3	5	5	1	5	5	3	1	2	1	5	3	2	4	5	67
5	2	4	5	4	5	3	5	3	1	5	4	4	4	5	4	3	3	5	1	1	71
6	4	3	5	4	5	4	5	3	1	5	1	5	3	2	5	5	3	2	1	1	67
7	4	4	1	3	5	4	5	2	1	5	1	2	1	5	5	3	1	2	1	5	60
8	4	3	4	4	1	5	5	2	4	3	4	3	4	5	4	2	3	2	1	1	64
9	4	5	2	4	1	5	3	5	5	3	4	4	3	5	2	3	1	5	1	5	70
10	4	3	4	4	5	2	5	3	2	3	3	5	4	4	2	5	3	2	5	5	73
11	4	3	5	4	2	3	5	5	2	1	4	2	5	5	5	2	3	2	1	1	64
12	4	2	4	5	5	1	3	4	3	5	5	3	1	4	3	1	2	5	1	2	63
13	2	4	2	4	1	2	4	5	3	5	4	3	4	5	5	3	1	5	1	1	64
14	5	3	5	4	3	4	2	3	4	5	4	2	3	2	2	3	4	2	1	2	63
15	5	5	4	3	3	4	2	4	3	3	5	2	4	2	2	3	2	2	5	1	64
16	5	4	2	4	2	5	3	2	2	3	5	3	3	1	2	5	2	2	1	5	61
17	5	4	5	2	1	4	1	2	4	3	1	5	3	5	2	3	1	5	1	1	58
18	2	5	4	5	3	5	3	4	3	2	5	4	4	2	2	3	4	4	1	5	70

[illegible]

		Lowest value	: 54
		High value	: 73
		Mean	: 64.98
		Standard deviation	: 4.526
Low	: 6 (15%)		
Medium	: 34 (85%)		

### Descriptives

Descriptive Statistics					
	N	Minimum	Maximum	Mean	Std. Deviation
parents_educational_background	40	54	73	64,98	4,526
students_vocabulary	40	30	75	49,75	15,147
Valid N (listwise)	40				

## APPENDIX D

### Result of the students' vocabulary test

No	Name	M/F	x	Category
1	Handayani	F	75	Good
2	Sri Devi	F	60	Fairly good
3	Nur Ramdani	F	45	Poor
4	Risman	M	35	Very poor
5	Jusni	F	35	Very poor
6	Waidi Pratama	M	55	Fairly
7	Sri Ayu Ningsih	F	35	Very poor
8	Tina	F	30	Very poor
9	Arifah Sakina	F	60	Fairly good
10	Ayu	F	30	Very poor
11	Reni Susanti	F	30	Very poor
12	Nur Ihwana	F	45	Poor
13	Alimuddin	M	50	Fairly
14	Ardini Citra	F	30	Very poor
15	Hera Wati	F	45	Poor
16	Reski	F	35	Very poor
17	Awal Junaedi	M	55	Fairly
18	Hastina	F	30	Very poor
19	Wiwi Andriani	F	30	Very poor
20	Husnatul. A	F	60	Fairly good
21	Muh. Furkan	M	75	Good
22	Yusril Hamdan	M	70	Good

23	Darman	M	70	Good
24	Renaldi Wijaya	M	70	Good
25	Sri Susanti	F	45	Poor
26	Nita Tilana	F	70	Good
27	Rasti Tri	F	60	Fairly good
28	Syafaat. A	F	50	Fairly
29	Wahdatul. A	F	70	Good
30	Andi Karmita	F	35	Very poor
31	Andi Kirana	F	40	Poor
32	Nurhidayah	F	35	Very poor
33	Rusni	F	40	Poor
34	Iis Andriani	F	55	Fairly
35	Jabal Nur	M	65	Fairly good
36	Nur Haeda	F	60	Fairly good
37	Andi Irsandi	M	55	Fairly
38	Ince tri.A	F	70	Good
39	Yayu Fadila	F	55	Fairly
40	Nursupyani	F	30	Very poor
			1990	

Where

Good : 8 (20%)

Fairly good : 6 (15%)

Fairly : 7 (17.5%)

Poor : 6 (15%)

Very poor : 13(32.5%)



## APPENDIX E

### DOCUMENTATION



They were answering the questionnaire seriously



The researcher was controlling the process of the research



The respondents were doing the paper test seriously



The researcher was explaining to the respondent what doesn't he understand



The researcher was explaining how to do the questionnaire



She was collecting the questionnaire.

## APPENDIX V

### THE DATA ANALYSIS OF PARENT EDUCATIONAL BACKGROUND AND STUDENS ABILITY IN ENGLISH VOCABULARY

res	X	Y	x	y	$x^2$	$y^2$	(xy)
Res1	48	65	3	25	9	625	75
Res2	42	60	-3	20	9	400	-60
Res3	50	45	5	5	25	25	25
Res4	39	35	-6	-5	36	25	30
Res5	42	35	-3	-5	9	25	15
Res6	50	40	5	0	25	0	0
Res7	45	35	0	-5	0	25	0
Res8	39	30	-6	-10	36	100	60
Res9	43	30	-2	-10	4	100	20
Res10	43	25	-2	-15	4	225	30
Res11	46	25	1	-15	1	225	-15
Res12	50	30	5	-10	25	100	-50
Res13	30	25	-15	-15	225	225	225
Res14	43	20	-2	-20	4	400	40
Res15	41	25	-4	-15	16	225	60
Res16	46	25	1	-15	1	225	-15
Res17	43	30	-2	-10	4	100	20
Res18	51	25	6	-15	36	225	-90
Res19	45	20	0	-20	0	400	0
Res20	48	25	3	-15	9	225	-45
Res21	44	75	-1	35	1	1225	-35
Res22	47	65	2	25	4	625	50
Res23	40	70	-5	30	25	900	-150
Res24	43	70	-2	30	4	900	-60
Res25	48	45	3	5	9	25	15
Res26	44	45	-1	5	1	25	-5
Res27	52	60	7	20	49	400	140
Res28	46	50	1	10	1	100	10
Res29	49	70	4	30	16	900	120
Res30	41	35	-4	-5	16	25	20
Res31	46	40	1	0	1	0	0
Res32	45	35	0	-5	0	25	0
Res33	46	40	1	0	1	0	0
Res34	44	40	-1	0	1	0	0
Res35	47	45	2	5	4	25	10
Res36	50	30	5	-10	25	100	-50

<b>Res37</b>	43	25	-2	-15	4	225	30
<b>Res38</b>	45	40	0	0	0	0	0
<b>Res39</b>	43	25	-2	-15	4	225	30
<b>Res40</b>	44	30	-1	-10	1	100	10
<b>Σ</b>	<b>1791</b>	<b>1585</b>			<b>645</b>	<b>9725</b>	<b>460</b>
	44.77	39.62					
	45	40					

Product moments

$$\begin{aligned}
 r_x &= \frac{n\sum X - (\sum X)(\sum Y)}{\sqrt{[n\sum X^2 - (\sum X)^2][n\sum Y^2 - (\sum Y)^2]}} = \frac{\sum X}{\sqrt{(\sum X^2)(\sum Y^2)}} \\
 &= \frac{460}{\sqrt{(645)(9725)}} \\
 &= \frac{4}{\sqrt{6}} \\
 &= \frac{4}{2.5,5} \\
 &= 0.183
 \end{aligned}$$

## CURRICULUM VITAE



The researcher, Jusni, was born on January, 05<sup>th</sup>, 1994 in Bantaeng, South Sulawesi selatan. She is the third child from four sibling, her father name is Abdullah and mother name is Sarigowa. She started her education at the elementary school SD Inp. Ujungkatinting, Bantaeng from 2000-2006. After that she continued her education at the junior high school SMPN 3 Pajukukang, Bantaeng from 2006-2009. Then, she continued at the senior high school SMAN 3 Bantaeng from 2009-2012. Her recent status is as a student of English educational department, Tarbiyah and Teaching Science Faculty at Alauddin State Islamic University of Makassar intake of 2013. She chose this English Educational Department because of her ambition. She wanted to be a teacher. She thought that the teachers were noble people who could transfer their knowledge to other people who needed.

UNIVERSITAS ISLAM NEGERI  
ALAUDDIN  
MAKASSAR