


**“USING MIND MAPPING IN TEACHING GRAMMAR AT  
THE SECOND YEAR STUDENTS OF MTS PONDOK  
PESANTREN PEMBANGUNAN MANAHILIL  
ULUM GUPPI SAMATA TK 1  
KABUPATEN GOWA”**



**A Thesis**

Submitted in Partial Fulfillment of the Requirement for the Degree of  
Sarjana Pendidikan in English Education Department of  
Tarbiyah and Teaching Science Faculty of  
UIN Alauddin Makassar

UNIVERSITAS ISLAM NEGERI

**By:**  
**FITRIA SUKAENI**  
**Reg. Number: 20400113164**

ALAUDDIN  
MAKASSAR

**ENGLISH EDUCATION DEPARTMENT  
TARBIYAH AND TEACHING SCIENCE FACULTY  
ALAUDDIN STATE ISLAMIC UNIVERSITY  
OF MAKASSAR**

**2017**

## PERNYATAAN KEASLIAN SKRIPSI

Mahasiswa (i) yang bertandatangan di bawah ini:

Nama : Fitria Sukaeni  
NIM : 20400113164  
Tempat/Tgl. Lahir : Sailong 12 Maret 1994  
Jurusan : Pendidikan Bahasa Inggris  
Fakultas : Tarbiyah dan Keguruan  
Alamat : Dusun Sailong Desa Sunggumanai Kec Pattallassang  
Judul : "Using Mind Mapping in Teaching Grammar at The Second Year Students of MTs Pondok Pesantren Pembangunan Manahilil Ulum Guppi Samata Tk 1 Kabupaten Gowa"

Menyatakan dengan sesungguhnya dan penuh kesadaran bahwa skripsi ini benar adalah hasil karya sendiri. Jika dikemudian hari terbukti bahwa skripsi ini merupakan duplikat, tiruan, plagiat, atau dibuat oleh orang lain, sebagian atau seluruhnya, maka skripsi dan gelar yang diperoleh karenanya batal demi hukum.

Makassar, September 2017

UNIVERSITAS ISLAM NEGERI

Penyusun,

**ALAUDDIN**  
MAKASSARA



Fitria Sukaeni

NIM. 20400113164

## PERSETUJUAN PEMBIMBING


Pembimbing penulisan skripsi saudara, **Fitria Sukaeni** nim : **20400113164**, Mahasiswa Jurusan Pendidikan Bahasa Inggris pada Fakultas Tarbiyah dan Keguruan UIN Alauddin Makassar, setelah dengan seksama meneliti dan mengoreksi skripsi yang bersangkutan dengan judul *"Using mind mapping in teaching grammar at the second year students of MTs Pondok Pesantren Pembangunan Manahilit Ulum Guppi Samata Tk 1 Kabupaten Gowa"* memandang bahwa skripsi tersebut telah memenuhi syarat-syarat ilmiah dan dapat disetujui untuk diajukan ke sidang munaqasyah.


Demikian persetujuan diberikan untuk proses selanjutnya.

Samata-Gowa 26 Agustus 2017

Pembimbing I

Pembimbing II

  
Dr. H. Wahyuddin Naro, M.Hum.  
NIP. 19671231 199303 1 030

  
Andi Asmawati, S.Pd., M.Pd.  
NUPN. 9920100351

UNIVERSITAS ISLAM NEGERI  
**ALAUDDIN**  
M A K A S S A R



## PENGESAHAN SKRIPSI

Skripsi yang berjudul : "Using mind mapping in teaching grammar at the second year students of MTs Pondok Pesantren Pembangunan Manahillil Ulum Guppi Samata Tk 1 Kabupaten Gowa" yang disusun oleh saudari Fitriya Sukaeni, NIM: 20400113164, Mahasiswi Jurusan Pendidikan Bahasa Inggris pada Fakultas Tarbiyah dan Keguruan UIN Alauddin Makassar, telah diuji dan dipertahankan dalam sidang munaqasyah yang diselenggarakan pada hari Jum'at 24 November 2017 M bertepatan dengan 05 rabiul awal 1439 H dan dinyatakan dapat diterima sebagai saah satu syarat untuk mendapatkan gelar Sarjana Pendidikan (S.Pd.) pada Fakultas Tarbiyah dan Keguruan Program Studi Pendidikan Bahasa Inggris dengan beberapa perbaikan.

Samata - Gowa, 24 November 2017 M  
05 Rabiul awal 1439 H

### DEWAN PENGUJI

(SK Dekan No. 2851 Tertanggal 22 November 2017)

Ketua	: Dr. Kamsinah, M. Pd. I.	(.....)
Sekretaris	: Sitti Nurpahmi, S. Pd. M. Pd.	(.....)
Munaqisy I	: Dr. Hj. Mardiana, M. Hum	(.....)
Munaqisy II	: Dra. Hj. St. Azisah, M. Ed. St., Ph. D	(.....)
Pembimbing I	: Dr. H. Wahyuddin Naro, M. Hum	(.....)
Pembimbing II	: Andi Asmawati, S. Pd. M. Pd	(.....)

Mengetahui:  
Dekan Fakultas Tarbiyah dan Keguruan  
UIN Alauddin Makassar

*Amri*  
Dr. H. Muhammad Amri, Lc., M. Ag.,  
NIP. 19730120 200312 1 001

## ACKNOWLEDGEMENTS



Alhamdulillah Rabbil Alamin, the researcher would like to praise and express the high gratitude to Allah SWT. The almighty God, the lord of the universe who has been giving the blessing, health, power, and inspiration and time to finish writing this thesis. Also shalawat and salam to our prophet Muhammad saw, who has guided the human being from the darkness to the lightness.

During the writing of this thesis, the researcher realized that she received much assistance, guidances, suggestion, and power from many people, and this thesis will not have been finished without their help. Therefore, the researcher would like to express the greatest thanks and appreciation to my beloved parents, **Saollah Mappanganro** and **Sakoyang** who always love, motivate, educate, support, and pray for the researcher and also for those people, they are :

1. **Prof. Dr. H. Musafir Pabbari, M.S.**, as the Rector of UIN Alauddin Makassar.
2. **Dr. H. Muhammad Amri, Lc, M. Ag** as the Dean of Tarbiyah and Teaching Science Faculty of UIN Alauddin Makassar.
3. **Dr. Kamsinah, M. Pd. I.** and **Sitti Nurpahmi, S. Pd., M. Pd.**, as the Head and Secretary of English Education Department of Tarbiyah and Teaching Science Faculty of UIN Alauddin Makassar.
4. **Dr. H. Wahyuddin Naro, M. Hum.** and **Andi Asmawati, S. Pd., M. Pd.** as researcher's consultants for their enthusiasm in encouraging, immense knowledge in guiding, and their patience to teach the researcher.

5. Researcher's best brother and sisters **Hj. Salma Alimuddin, Basyir, Nursidah, Ramlah, Ratna, Nurul Hasanah, Suwandi, Risna Irawati and Muh. Fajar Bahari** for their support, motivation and advice so the researcher can finish this thesis.
6. The researcher would say thanks to the Thai girls, **Jittima Madman, Sainah Chema, Rokeeyah Sangyanai, and Aesoh Lohboesah** for their support and solidarity.
7. The researcher also gives thanks to **PBI 9 and 10** generation at 2013 for their solidarity and enthusiasm to finish this research together.
8. The researcher also gives her deepest appreciation for everybody who failed to be mentioned. Thanks for being a part of researcher's life.

Gowa, 15 November, 2017

Fitria Sukaeni

UNIVERSITAS ISLAM NEGERI  
**ALAUDDIN**  
M A K A S S A R

## LIST OF TABLES

Table		Page
4.1	The rate percentage of score experimental class in pre-test	33
4.2	The rate percentage of score controlled class in pre-test	34
4.3	The rate percentage of score experimental class in post-test	34
4.4	The rate percentage of score controlled class in post-test	35
4.5	The mean score of experimental class and controlled class in post-test	36
4.6	Distribution the value of t-test and t-table in post-test	36



## LIST OF APPENDICES

Table	page
1. Documentation .....	43
2. SILABUS.....	47
3. Lesson Plan .....	58
4. The Result of Students Pre-test In Experimental Class VIII A .....	67
5. The Result of Students post-test In Experimental Class VIII A .....	68
6. The Result of Students Pre-test In Experimental Class VIII B .....	69
7. The Result of Students post-test In Experimental Class VIII B .....	70
8. Score of students pre-test and post-test in Experimental Class VIII A .....	71
9. Score of students pre-test and post-test in Experimental Class VIII B .....	72
10. The Result of Data Analysis .....	73
11. Distribution of T-table .....	77
12. The Research Instrument (Pre-test) .....	79
13. The Research Instrument (Post-test) .....	80



## ABSTRACT

**Name** :Fitria Sukaeni  
**Reg. No.** :20400113164  
**Department** :English Education Departement  
**Faculty** :Tarbiyah and Teaching Science Faculty  
**Title** :”Using Mind Mapping in Teaching Grammar at the Second Year Students of MTs Pondok Pesantren Pembangunan Manahilil Ulum Guppi Samata Tk 1 Kabupaten Gowa”  
**Consultant I** :Dr. H. Wahyuddin Naro, M.Hum.  
**Consultant II** :Andi Asmawati, S.Pd., M Pd.

---

This research discussed about the use of mind mapping in teaching grammar on simple tenses simple present and simple past. The objective is to find out whether the use of mind mapping method in teaching grammar effective to improve the students’ grammar at the second year of MTs Pondok Pesantren Pembangunan Manahilil Ulum Guppi Samata Tk 1 Kabupaten Gowa.

The researcher conducted Quasi experimental design with two group one of the two classes was experimental class and the other became the controlled class. The total number of the population was 32 students. The sampel of the research was selected by using total sampling technique. The instrument of this research was a grammar test that consisted of 20 items.

The research findings indicated that the use of mind mapping in teaching grammar was effective and significant to improve the students grammar ability. It was proved by the students’ achievement from the pre-test the mean score of experimental class in post-test was (54.70) and the standard deviation of experimental class was (14.52), while the mean score of controlled class in post-test was (42.94) and its standard deviation was (16.01). It means that, the mean score of controlled class was lower than mean score of experimental class. The result of data analysis was the t-test value (2.177) was higher than the t-table value (2.042). Based on the result, hypothesis test showed us.  $H_0$  was rejected and  $H_1$  was accepted.

Based on the data above, the researcher concludes that Using Mind Mapping in Teaching Grammar at the Second Year Students of MTs Pondok Pesantren Pembangunan Manahilil Ulum Guppi Samata Tk 1 Kabupaten Gowa is effective to improve the students’ grammar. The strength of mind mapping is Mind maps foster creativity. Everybody may develop a personal style for mind mapping. Mind maps may have different forms and shapes, different colours, symbols or images.

# CHAPTER I

## INTRODUCTION

### A. *Background*

English is one of language in the world that used to express ideas, thoughts, feelings, and to communicate to another people. It becomes important for international relations, people around the world use English as an international language. English became the official language used at international meeting, workshops, and conferences. Some countries use English as the official language like America, Australia, Singapore. And other countries English as a second language such as the State of India and Malaysia.

Grammar, as far as the present review was concerned, refers to written sentence grammar. It includes the study of syntax (word order), clause and phrase structure, and the classification of parts of speech ( noun, verb, predicate, clause, etc.) It can be both descriptive, in that it describes the existing patterns of sentences and also generative or transformative, in that rules can be defined which can generate grammatically acceptable sentences the transformation being from basic rules through to actual sentences (Andrews, 2005).

Based on the preliminary research, the researcher found that the student' problems at MTs Pondok Pesantren Pembangunan Manahilil Ulum Guppi Samata Tk 1 Kabupaten Gowa. Students get difficulty in learning grammar, they did not understand the grammar formulas, and how to use it in the sentences. In grammar, students have to know the class of the words, the function of the words, whether

in simple present tenses and simple past. Another problem is the Students are not interested to study grammar because the teachers used bored method.

There are several methods, techniques, approaches, or games to be applied in teaching grammar. One of them is Mind Mapping used in teaching grammar. The researcher assumes that easy for students study about grammar, and to use it when they find the right condition based on the context they have known. Mind mapping is a simple technique for drawing information in diagrams, instead of writing it in sentences. The diagrams always take the same basic format of a tree, with a single starting point in the middle that branches out, and divides again and again. The tree is made up of words or short sentences connected by lines, The lines that connect the words are part of the meaning. In this case the researcher

***“Using mind mapping in teaching grammar at the second year students of MTs Pondok Pesantren Pembangunan Manahilil Ulum Guppi Samata Tk 1 Kabupaten Gowa”***

#### ***B. Research Problem***

Based on the previous background, the researcher formulated research question as :

Is the use of mind mapping effective to improve students grammar at the second year of MTs Pondok Pesantren Pembangunan Manahilil Ulum Guppi Samata Tk 1 Kabupaten Gowa ?

#### ***C. Research Objective***

Based on the research problem, the researcher aims to find out whether the use of mind mapping method in teaching grammar effective to improve the

students' grammar to the second year students of MTs Pondok Pesantren Pembangunan Manahilil Ulum Guppi Samata Tk 1 Kabupaten Gowa.

#### ***D. Research Significance***

The result of this research is expected to give theoretical and practical contribution in the learning process as described below.

##### **1. Theoretical Significance**

This research giving some useful explanation about what is mind mapping method and how to apply in teaching grammar. The researcher hope that reader will receive a lot of knowledge related to this research. This research is expected to be used as reference for other researcher to conduct a research in English teaching and learning process. Hopefully, the result of this study is useful for students, teachers, and all of the readers.

##### **2. Practical Significance**

###### **a. For students**

This research is expected students interest and enjoy studing by using mind mapping method, and increase their grammar the researcher also expect this method can change the students expectation about English grammar. Students will be interest to study grammar because this method is more fun and full colour, also the students would be more attracted in learning.

###### **b. For teacher**

The researcher hopes this research can give a new method in teaching grammar, the teacher not be stuck only particular teaching method. Use mind mapping could be good alternative or variation in teaching grammar.

**c. For the next researcher**

The researcher intend to bring significance references to next reseacher as a references for further studies on similar topic.

***E. Research Scope***

The researcher focuses on using Mind Mapping in teaching Grammar on simple tenses which are simple present tense and simple past tense to the second year students of MTs Pondok Pesantren Pembangunan Manahilil Ulum Guppi Samata Tk 1 Kabupaten Gowa.

***F. Operational Definition of Terms***

The researcher study about “Using Mind Mapping in teaching Grammar to the second year students of MTs Pondok Pesantren Pembangunan Manahilil Ulum Guppi Samata Tk 1 Kabupaten Gowa” there for to make the understanding of this thesis, the researcher would like to explain some definition of terms :

1. Mind mapping

The special technique of mind mapping, which uses both sides of the brain and has them working together, is of benefit to mathematical thinking, which takes place in both sides of the brain. The left hemisphere is better suited for analytic deduction and arithmetic, the right hemisphere for spatial tasks, e.g. geometry. The constant emphasis in mathematical education on rules and algorithms which are usually sequential may prevent the development of creativity and spatial ability (Pehkonen, 1997).



The method of mind mapping takes into account that the two halves of the human brain are performing different tasks. While the left side is mainly responsible for logic, words, arithmetic, linearity, sequences, analysis, lists, the right side of the brain mainly performs tasks like multidimensionality, imagination, emotion, colour, rhythm, shapes, geometry, synthesis (Brinkmann, 2003).

The structure of a mind map resembles a tree seen from the top from the trunk in the middle, representing the topic of the mind map, the lines for the ideas linked to the topic branch off like tree branches. Thus a mind map is structured similarly to mathematics: "Mathematics is often depicted as a mighty tree with its roots, trunk, branches, and twigs labelled according to certain sub disciplines. It is a tree that grows in time" (Davis & Hersh, 2000).

## 2. Teaching

Teaching is the most immediate process for supporting learning and for enabling learners to acquire expected competencies. What happens within the classroom is of crucial importance for the quality of education. Research also shows that, considering the profile of the teacher alone is not sufficient to determine what is really happening in the classroom, teachers and teaching are two separate, though closely interrelated, issues. Teaching and learning process are not only crucial to education quality and to the effectiveness of learning experiences but also to equity of education quality and of learning. Individuals learn differently, they should be taught differently.

### 3. Grammar

Grammar as far as the present review was concerned, refers to written sentence grammar. It includes the study of syntax (word order), clause and phrase structure, and the classification of parts of speech (noun, verb, predicate, clause, etc.) It can be both descriptive, in that it describes the existing patterns of sentences and also generative or transformative, in that rules can be defined which can generate grammatically acceptable sentences the transformation being from basic rules through to actual sentences (Andrews, 2005).

Grammar teaching involves any instructional technique that draws learners' attention to some specific grammatical form in such a way that it helps them either to understand it metalinguistic and or process it in comprehension and production so that they can internalize it (Ellis, 2006).

When grammarians say that from their point of view all texts are equal, they are thinking of them as specimens. If we are interested in explaining the grammar of English, all these three texts illustrate numerous grammatical features of the language, in meaningful functional contexts, all equally needing to be taken into account. Seen as artefacts, on the other hand, these texts are far from equal (Matthiessen, 2004). Grammar may be roughly defined as the way a language manipulates and combines words in order to form longer units of meaning (Penny, 2007).

## CHAPTER II

### REVIEW OF RELATED LITERATURE

#### A. *Literature Review*

##### 1. Some Previous Related Research Findings

Many studies have been performed by the researcher related to the use of methods, in motivating the students' to learn English Grammar. Some of them are mentioned as follows:

Nurroeni (2013) in her research entitled *keefektifan penggunaan model mind mapping terhadap aktivitas dan hasil belajar IPA SD Negeri Debong Kidul Kota Tegal*. concluded that mind mapping learning model can improve students' learning activity but there were no significant learning outcomes of natural science differences between learning that use mind mapping learning model and conventional model.

Tapantoko (2011) in his research entitle *penggunaan metode mind map (peta pikiran) untuk meningkatkan motivasi belajar siswa dalam pembelajaran matematika siswa kelas VIII SMP Negeri 4 Depok* concluded that the implementation of learning mathematics by using Mind Map to improve students' motivation to learn math, do the steps as learning the following: Learn the concept of the subject matter, determine the main ideas in the group, Make or arrange media mind map using the Student Activity Sheet (LKS), and Presentation of the group in front of the class. Based on the mathematical analysis of students' learning motivation questionnaire, students' motivation observation

mathematics, the average value of the test cycle and interviews no increase students' motivation to learn math mathematics after using Mind Map.

Imaduddin & Utomo (2010) in their reasearch entitle *efektifitas metode mind mapping untuk meningkatkan prestasi belajar fisikapada siswa Kelas VII SMP Muhammadiyah 8 Yogyakarta*. found that, of the paired sample t-test analysis in control group showed that conventional method has insignificant influence on achievement enhancement of physics learning ( $t = -1.941$ ,  $p = 0.070$ ) and the independent sample t-test in both group found that there are significant difference of average (mean) post-testscore between the experimental group and control group ( $t = 2.144$ ,  $p = 0.020$ ). The results demonstrate mind mapping method is very effective in improving the learning achievements of physics.

Ningsih (2011) her research entitle *peningkatan kemampuan menulis narasi dengan metode peta pikiran (mind mapping) pada siswa Kelas V SD Negeri Karangasem III Surakarta*. Based on the research result, it can be concluded that the first there is a quality improvement in studying process of writing narrative after the classroom action research has been done based on mind mapping method. It can be seen through the increasing average in the first cycle of teacher activity about 2.56 with “good” criteria and in the second cycle it became 3.67 with “very good” criteria. The average of students’ activity in the first cycle is 2.67 with “good” criteria and it increased to be 3.75 in the second one with “very good” criteria. The s econd there is an ability improvement in writing narrative after the classroom action research done with mind mapping method.

Those previous studies are used as references for the researcher in comparing between those relevant studies with the study conducted by the researcher this time. This study is the use mind mapping method in teaching grammar. Some differences appeared between this study and previous study, are obviously the subject which need to be taught and the design of research. If they examine mathematic, physics, and natural sciences while this research examine English Grammar. Although there are a lot of differences, those previous studies has a similar in the objectives with this research. The objective from the previous researches and this research is to know the effectiveness of using mind mapping in teaching grammar in classroom toward students' learning outcome.

## **2. Some Pertinent Ideas**

### **A. The definition of mind mapping**

Mind mapping or a mind map is a creative way for each learner to generate ideas, nothing what has been learned, to plan new tasks (Silberman, 1996). Mind mapping is a technique to use the whole brain using visual images and other graphics infrastructure to form an impression. Brains are often given information form images, symbols, sounds, shapes, and feelings. The mind map using visual reminders and sensory is in a pattern of related ideas like a road map that is used for learning, organizing, and planning. This map can generate original ideas and easily trigger memories is much easier than on a traditional recording methods because it activates both sides of the brain, it is also soothing, and creative.



The method of mind mapping takes into account that the two halves of the human brain are performing different tasks. While the left side is mainly responsible for logic, words, arithmetic, linearity, sequences, analysis, lists, the right side of the brain mainly performs tasks like multidimensionality, imagination, emotion, colour, rhythm, shapes, geometry, synthesis (Brinkman, 2003).

Further Mind mapping help learners to overcome difficulties, knowing what was about to be written as well as how to organize ideas, because this technique can help learners find the idea, knowing what to write learners, as well as where to begin. This model is used for students' prior knowledge or to find alternative answers. Mind mapping was developed by Tony Buzan as a way to encourage students to record just by using key words and images. This activity is an attempt to optimize the function of the left brain and right brain, then the application is very helpful to understand the problem quickly because it has been mapped.


Term "mind map" was first popularized by British popular psychology author and television personality Tony Buzan 1974, the use of diagrams that visually "map" information using branching and radial maps traces back centuries. These pictorial methods record knowledge and model systems, and have a long history in learning, brainstorming, memory, visual thinking, and problem solving by educators, engineers, psychologists, and others. Some of the earliest examples of such graphical records were developed by Porphyry of Tyros. The semantic network was developed in the late 1950s as a theory to understand human learning

and developed further by Allan M. Collins and M. Ross Quillian during the early 1960s. Mind maps are similar in radial structure to concept maps, developed by learning experts in the 1970s, but differ in that the former are simplified by focusing around a single central key concept.

Buzan's specific approach, and the introduction of the term "mind map" arose during a 1974 BBC TV series he hosted, called Use Your Head. In this show, and companion book series, Buzan promoted his conception of radial tree, diagramming key words in a colorful, radiant, tree-like structure. Buzan says the idea was inspired by Alfred Korzybski's general semantics as popularized in science fiction novels, such as those of Robert A. Heinlein and A. E. van Vogt. He argues that while "traditional" outlines force readers to scan left to right and top to bottom, readers actually tend to scan the entire page in a non-linear fashion. Buzan's treatment also uses then-popular assumptions about the functions of cerebral hemispheres in order to explain the claimed increased effectiveness of mind mapping over other forms of note making.

Mind maps have many applications in personal, family, educational, and business situations, including notetaking, brainstorming (wherein ideas are inserted into the map radially around the center node, without the implicit prioritization that comes from hierarchy or sequential arrangements, and wherein grouping and organizing is reserved for later stages), summarizing, as a mnemonic technique, or to sort out a complicated idea. Mind maps are also promoted as a way to collaborate in color pen creativity sessions. In addition to these direct use cases, data retrieved from mind maps can be used to enhance

several other applications for instance expert search systems, search engines and search and tag query recommende. To do so, mind maps can be analysed with classic methods of information retrieval to classify a mind map's author or documents that are linked from within the mind map



The structure of a mind map resembles a tree seen from the top (figure 2): from the trunk in the middle, representing the topic of the mind map, the lines for the ideas linked to the topic branch off like tree branches. Thus a mind map is structured similarly to mathematics: "Mathematics is often depicted as a mighty tree with its roots, trunk, branches, and twigs labelled according to certain sub disciplines. It is a tree that grows in time" (Davis & Hersh, 1981, p. 18). Relations between mathematical objects may thus be visualised by mind maps in a

structured way that corresponds to the structure in mathematics (Brinkmann, 2000).

The special technique of mind mapping, which uses both sides of the brain and has them working together, is of benefit to mathematical thinking, which takes place in both sides of the brain. The left hemisphere is better suited for analytic deduction and arithmetic, the right hemisphere for spatial tasks, e.g. geometry. The constant emphasis in mathematical education on rules and algorithms which are usually sequential may prevent the development of creativity and spatial ability (Pehkonen, 1997). Thus "the balance between logic and creativity is very important. If one places too much emphasis on logical deduction, creativity will be reduced. What one wins in logic will be lost in creativity and vice versa" (Pehkonen, 1997; see also Kirckhoff, 1992, p. 2). Accordingly, Davis and Hersh (1981, p. 316) "suggest that in mathematics it would be better for the contributions of the two halves of the brain to cooperate, complement, and enhance each other, rather than for them to conflict and interfere".

Some of the most important uses mind mapping in education, are listed below.

1. Mind maps help to organise information.

The hierarchical structure of a mind map conforms to the general assumption that the cognitive representation of knowledge is hierarchically structured (Tergan, 1986). Mathematical knowledge may thus be organised in a mind map according to this knowledge's mental representation. A clear and

concise overview of the connectedness of mathematical objects around a topic is enabled. Moreover, this is supported by the use of colours and pictures.

In addition, mind mapping supports the natural thinking process, which goes on randomly and in a non-linear way. As mind maps have an open structure, one may just let one's thoughts flow; every produced idea may be integrated in the mind map by relating it to already recorded ideas, and this with virtually no mental effort.

2. Mind maps can be used as a memory aid.

Each mind map has a unique appearance and a strong visual appeal. Thus information may be memorised and recalled faster, the learning process is speeded up and information becomes long living.

3. Mind maps can help to repetition and summary.

At the end of a teaching unit the subject matter of the treated topic can be repeated and structured by composing a mind map; this mind map then serves as a good memorisable summary.

4. A mind map may summarise the ideas of several students.

A mind map may grow as the common task of an entire class: The teacher might write the topic in the middle of the chalkboard and ask the students what main ideas they connect with it. For each idea the teacher draws a main branch of the mind map. Further on, students are asked to tell all other ideas they link to these main ones. Due to the open structure of a mind map, each single contribution can be integrated. The complete mind map should be redrawn by each student in his or her own personal style.



5. Mind maps help meaningfully connect new information with given knowledge.

New information can be integrated into an existing mind map and related to previously learned concepts. Such an activity with students has to be initialised by the teacher, who has the overview of already created mind maps and of how new concepts fit to old topics.

6. New concepts may be introduced by mind maps.

Entrekin (1992) reports that she used mind maps to introduce new concepts in mathematics classes. The new concept is written on the chalkboard or transparency. As the concept evolves in later lessons, the teacher may add additional components and form an extended mind map. This visual representation serves to help students relate unknown concepts to known concepts.

7. Mind maps let cognitive structures of students become visible.

Mind maps drawn by students provide information about the students' knowledge. In broad outline, a learner's knowledge structure gets visible by means of mind maps for both the teacher and the learner.

- a. The student develops an awareness of his or her own knowledge organisation. This process might be enhanced by having the students construct mind maps in small groups. The students have to discuss the concepts to be used and the connections to be drawn.

**b.** Wrong connections in a students' knowledge become visible and can be corrected by the teacher. It is recommended to first ask the student why the (wrong) connection was drawn; the explanation given by the student might bring more insight into the underlying cognitive structure than the simple and reduced representation in the map.

**c.** The students' growth in the understanding of a topic can be checked when asking them to create both a pre- and a post-unit mind map (Hemmerich, 1994). The teacher might see e.g. if supplementary concepts are linked to the topic, in a meaningful way.

8. Mind maps foster creativity.

Everybody may develop a personal style for mind mapping. Mind maps may have different forms and shapes, different colours, symbols or images. Artistic arrangements are not only allowed but desired as advantageous. This leads to a gain in creativity and moreover gives great pleasure. The fostering of creativity has a positive effect on mathematical achievement. It is common experience that in schools where emphasis is placed on creative activities such as working on arts, music or literature.

Concept maps are similar to mind maps. They are hierarchically structured, according to the assumption that the cognitive representation of knowledge is hierarchically structured (Tergan, 1986). A concept map is constructed according to the following rules (Novak & Govin, 1984).

- Use a large sheet of paper for your concept map.
- Position the topic at the head of the map.

- Arrange the other concepts beneath it on several levels, the more inclusive, general, abstract concepts at the top, the more specific, concrete concepts lower down. (It is helpful to transfer first these concepts to small pieces of paper and arrange these on the different hierarchy levels you see. There may be more than one valid way in ranking the concepts, depending on how you interpret the relationships between ideas).
- If possible, arrange the concepts so that ideas go directly under ideas that they are related to. (Often this is not possible because ideas relate to several other concepts).
- Note beneath the last row some examples to the concepts situated here.
- Draw lines from upper concepts to lower concepts that they are related to; do the same for any related concepts that are on the same level. (You may decide to rearrange the concepts during this stage; sometimes two or three reconstructions are needed to show a good representation of the meaning as you understand it).
- On the connecting lines, write words or phrases that explain the relationship of the concepts. (This is the most important and most difficult step! You may continue to rearrange the concepts to make the relationships easier to visualise).
- Sometimes it is useful to apply arrows on linking lines to point out that the relationship expressed by the linking words and concepts is primarily in one direction.
- Beneath the last row, put examples to the concepts situated here and connect the examples with the concepts they belong with.
- Copy the results of the above steps onto a single sheet of paper.

- Draw borders around the concepts. Do not draw borders around the concept.

The methods of mind mapping and concept mapping were not invented as educational tools, but it was found that these methods are useful in a variety of applications in teaching and learning processes. Yet, up to now, mind mapping and concept mapping have been rarely used in mathematics education.

It has to be considered that the method of concept mapping can be used only if one has become familiar with it. Moreover, the time that it takes to construct a concept map has to be allowed for.

In contrast to mind maps, the concepts within a concept map are linked by lines whenever they are related in some way, moreover, every single relationship is described by linking words written on the linking lines. Thus, a concept map provides much more information on a topic than a mind map, but it has not got that open structure allowing any new idea one might associate to the topic to be added easily. In addition, a concept map does not allow the same display of creativity as does a mind map.

### **B. Teaching**

Teaching is the most immediate process for supporting learning and for enabling learners to acquire expected competencies. What happens within the classroom is of crucial importance for the quality of education. Research also shows that considering the profile of the teacher alone is not sufficient to determine what is really happening in the classroom: teachers and teaching are two separate, though closely interrelated, issues. Teaching and learning processes are not only crucial to education quality and to the effectiveness of learning

experiences but also to equity of education quality and of learning. Individuals learn differently. They should be taught differently. For learners to reach their full potentials, teaching methods, approaches and assessment modalities must be well understood by those entrusted with teaching and those making decisions about education.

The learning process is not easily separated into a definite number of steps. Sometimes, learning occurs almost instantaneously, and other times it is acquired only through long, patient study and diligent practice. The teaching process, on the other hand, can be divided into steps. Although there is disagreement as to the number of steps, examination of the various lists of steps in the teaching process reveals that different authors are saying essentially the same thing: the teaching of new material can be reduced to preparation, presentation, application, and review and evaluation. Discussions in this handbook focus on these four basic steps.

### **C. Grammar**

Grammar teaching involves any instructional technique that draws learners' attention to some specific grammatical form in such a way that it helps them either to understand it metalinguistic and or process it in comprehension and production so that they can internalize it (Ellis, 2006).

When grammarians say that from their point of view all texts are equal, they are thinking of them as specimens. If we are interested in explaining the grammar of English, all these three texts illustrate numerous grammatical features of the language, in meaningful functional contexts, all equally needing to be taken



into account. Seen as artefacts, on the other hand, these texts are far from equal (Matthiessen, 2004).

The clause is the central processing unit in the lexico grammar in the specific sense that it is in the clause that meanings of different kinds are mapped into an integrated grammatical structure. For this reason the first half of this book is organized around the principal systems of the clause: theme, mood and transitivity. In Part II we move outward from the clause, to take account of what happens above and below it systems of the clause complex, of groups and phrases, and of group and phrase complexes; and also beyond the clause, along other dimensions so to speak.

The perspective moves away from structure to consideration of grammar as system, enabling us to show the grammar as a meaning-making resource and to describe grammatical categories by reference to what they mean. This perspective is essential if the analysis of grammar is to be an insightful mode of entry to the study of discourse. But first, in the remainder of the present chapter, we will say a little more about compositional structure, including a more detailed sketch of phonology, so that we can take the relevant aspects of it for granted throughout the rest of the book. If we want to take a comprehensive view of English grammar, we must first make an excursion into phonology. This is because there are some grammatical systems that are realized by prosodic means: for example, by the contrast between falling and rising tone. We can divide the phonology into two regions of articulation and prosody. Articulatory features are associated with smaller segments, typically phonemes (vowels and consonants). Prosodic features

are associated with larger segments; they are features of intonation and rhythm. The gateway between the two regions is the syllable.

As a general principle, articulation is 'arbitrary' (conventional), in the sense that there is no systematic relation between sound and meaning. Prosody, on the other hand, is 'natural' it is related systematically to meaning, as one of the resources for carrying contrasts in grammar. In this section we give a sketch of the prosodic region of the phonology from the standpoint of its importance to the grammatical description. For a more comprehensive account (Halliday, 1967).

Grammar, as far as the present review was concerned, refers to written sentence grammar. It includes the study of syntax (word order), clause and phrase structure, and the classification of parts of speech (e.g. noun, verb, predicate, clause, etc.) It can be both descriptive, in that it describes the existing patterns of sentences and also generative or transformative, in that rules can be defined which can generate grammatically acceptable sentences (the transformation being from basic rules through to actual sentences). The grammar of English, all these three texts illustrate numerous grammatical features of the language, in meaningful functional contexts, all equally needing to be taken into account. Seen as artefacts, on the other hand, these texts are far from equal. Grammar may be roughly defined as the way a language manipulates and combines words (or bits of word) in order to form longer units of meaning.

The term "grammar" can also be used to describe the rules that govern the linguistic behaviour of a group of speakers. The term "English grammar", therefore, may have several meanings. It may refer to the whole of English

grammar, that is, to the grammars of all the speakers of the language, in which case, the term encompasses a great deal of variation. Alternatively, it may refer only to what is common to the grammars of all, or of the vast majority of English speakers (such as subject–verb–object word order in simple declarative sentences). Or it may refer to the rules of a particular, relatively well-defined variety of English (such as standard English for a particular region).

A specific description, study or analysis of such rules may also be referred to as a grammar. A reference book describing the grammar of a language is called a "reference grammar" or simply "a grammar". A fully explicit grammar that exhaustively describes the grammatical constructions of a language is called a descriptive grammar. This kind of linguistic description contrasts with linguistic prescription, an attempt to discourage or suppress some grammatical constructions, while promoting others. For example, preposition stranding occurs widely in Germanic languages and has a long history in English. However, objected to it, leading other English speakers to avoid the construction and discourage its use.

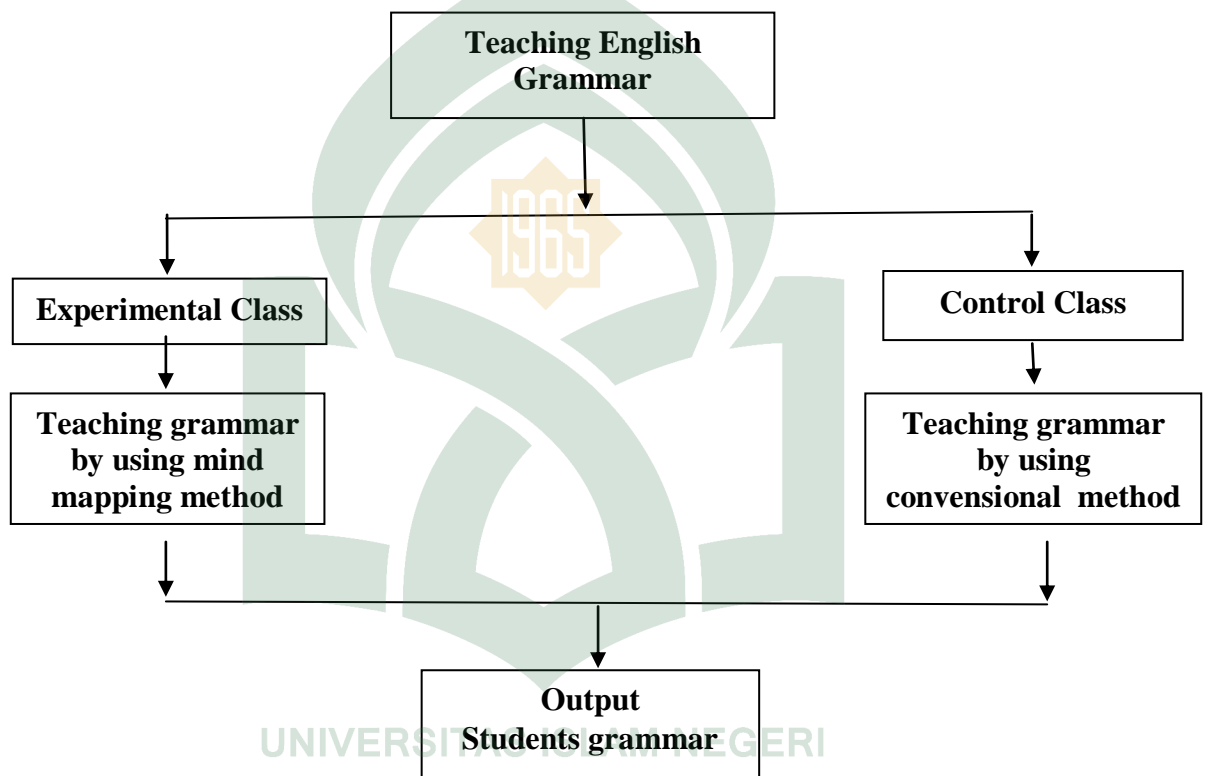
Outside linguistics the term grammar is often used in a rather different sense. In some respects, it may be used more broadly, including rules of spelling and punctuation, which linguists would not typically consider to form part of grammar. In other respects, it may be used more narrowly, to refer to prescriptive grammar only and excluding those aspects of a language's grammar that are not subject to variation or debate. Jeremy Butterfield claimed that, for non-linguists,

"Grammar is often a generic way of referring to any aspect of English that people object to.

While eschewing a return to the descriptive and prescriptive grammar teaching of the 1950s and 1960s, the current orthodoxy focuses clearly on the improvement of sentence structure and uses extensive 'knowledge about language' and increased language awareness as a means to help pupils to write better English. It consists of a detailed programme for using sentence grammar to improve sentence construction, via explicit teaching. As such, it represents a middle ground between traditional grammar teaching on the one hand, and language awareness arising from the use of language in speech and writing on the other. This approach is based on two publications from the Qualifications and Curriculum Authority (QCA) which enshrine recent government thinking in England and Wales, and which underpin teaching approaches in the National Curriculum: *The grammar papers* (QCA, 1998) and *Not whether but how* (QCA, 1999), the latter title revealing a worrying conviction that it is not worth asking the question as to whether grammar should be taught in the curriculum. It is interesting to note that in response to press releases about the two grammar reviews we discuss in the present article, the Department for Education and Skills (DfES) took the line of eclecticism: a wide range of methods and approaches was encouraged. Our concern is that not only is the implementation of the National Literacy Strategy patchy, but the very wide range that is extolled as a virtue by the DfES is actually leading to confusion about the best way forward in improving young people's writing. It is fully acknowledged in the present reviews that

sentence-level grammar is contingent upon the levels of text grammar (above the level of the sentence) and word grammar (below the level of the sentence). Our aim was to focus on sentence level operations in teaching about writing and in learning to write.

**D. Theoretical framework**



**Figure 1. Research Design**

The theoretical framework of this researcher is illustrated as below:

- a) Input : Teaching Grammar refers to input which consists of grammar materials.

- b) Process : Refers to the teaching and learning of grammar by using mind mapping method the process of identifying tenses.
- c) Out put : Students grammar refers to output which means the result of teaching and learning after using mind mapping method.

***E. Hipotesis***

This research, the researcher applied the hypotesis as follow:

- a) HO : the use of mid mapping method is not effective to improve English Grammar.
- b) HI : the use of mind mapping method is effective to improve English Grammar.



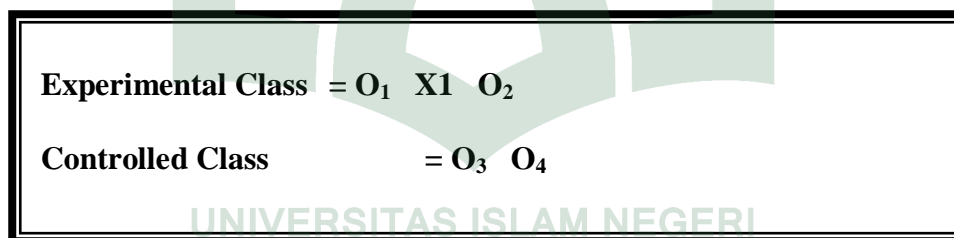
### CHAPTER III

#### RESEARCH METHOD

##### A. *Research design*

The design of this research is Quasi-Experimental Design, it aimed to Find out the effectiveness of mind mapping method to improve students' Grammar on tenses to the second year students of MTs Pondok Pesantren Pembangunan Manahilil Ulum Guppi Samata Tk 1 Kabupaten Gowa. The researcher determine the controlled and experimental class and give them pre-test and post-test. Post-test given after giving treatment and the effectiveness can se been by comparing pre-tes and post-test and gained scores between both of classes.

The disign can be presented as follow:



Note :

- O1 = Pre-test Experimental Class
- O2 = Post-test Experimental Class
- X1 = Treatment of Experimental Class by Using Mind Mapping
- O3 = Pre-test Controlled Class
- O4 = Post-test Controlled Class



**B. Research variable**

This research consists of two variables as follows:

**A. Independent Variable**

The independent variable on this research is using mind mapping strategy.

**B. Dependent Variable**

The dependent variable on this research is the teaching Grammar the second year students of MTs Pondok Pesantren Pembangunan Manahilil Ulum Guppi Samata Tk. I Kabupaten Gowa.

**C. Research setting****1. Place of the research**

The research was conducted at MTs Pondok Pesantren Pembangunan Manahilil Ulum Guppi Samata Tk. I Kabupaten Gowa. Which is located at H.M Yasin Limpo kelurahan Romang Polong Kec. Somba Opu kab. Gowa provinsi Sulawesi Selatan.

**2. Time of the research**

The research was conducted about four months, starting from 09 february-09 may 2017.

**D. Population and sample****1. Population**

The population of this research taken from the second year students of MTs Pondok Pesantren Pembangunan Manahilil Ulum Guppi Samata Tk. I Kabupaten Gowa in 2016/2017 academic year. The total number of population 32

students. They are divide into VIII A, VIII B classes and 16 students for each class.

## 2. Sample

This research used total sampling technique which means all students in population become sample at MTs Pondok Pesantren Pembangunan Manahilil Ulum Guppi Samata Tk. I Kabupaten Gowa. the researcher chose class VIII A as the experimental class and class VIII B as the control class. Each of the classes consist of 16 students, therefore the total number of students 32.

### ***E. Research instrument***

The instruments being used on this research are :

The instrument of the research is test which aim to measure the achievement of students on their grammar ability. The test given through pre-test and post-test. In pre-test, were 20 questions. Either post-test, forms and total of questions are same with pre-test.

### ***F. Data collection prosedure***

the procedure of collecting data the researcher require measure follows:

- a) Briefing :The researcher briefing and introduced the way of researcher that to implemented mind mapping to teaching English grammar.
- b) Pre-test :The researcher giving a students' pre-test to know their grammar ability. In this case, the researcher giving Test both experimental class and control class. The test simple tenses test, present tenses, and ask them to work individually.

- c) Treatment :The second and the third meeting, the researcher started this session by intruding and explain about simple present tense to the students. After that, the researcher gave examples of simple present tense used mind mapping informs of positive, negative and interogative sentences. The fourth meeting, the researcher explain about simple past tense and ask the students to remember irregular verb as their home work. The five and the six meeting the researcher started learning process by asking the students to remain what the simple present tense and past tense.
- d) Post-test : There searcher give the last test as a post-test, After giving the treatment, both experiment and control class giving post-test.

#### **G. Data analysis tehniqye**

The data analyzed by using Quasi-Experimental Design the researcher employs the formula as follow :

1. Students scores of the experimental and controlled group. The score checked both pre-test and post-test.
  - a. Scoring the students correct answer of pre-test and post-test uses this

formula

$$students' Score = \frac{\text{The Number of student's correct answer}}{\text{The total score}} \times 100$$

(Rosmalasari in Sabaruddin, 2013)

2. Classifying the students' scores using the following scale

No.	Classification	Score
1.	Very Good	81-100
2.	Good	61-80
3.	Average	41-60
4.	Poor	21-40
5.	Very Poor	0-20

(Depdikbud in Sabaruddin, 2013)

3. Calculate the mean score both experimental and controlled group using formula as follows:

$$\bar{X} = \frac{\sum x}{N}$$

Where:  $\bar{X}$  = Mean Score  
 $\sum x$  = the sum of all score  
 N = the total number of subjects

( Guy, Mills, & Airasian, 2006:320)

4. Calculate the sum of square both experimental and controlled group using formula as follows:

$$SS = \sum X^2 - \frac{(\sum X)^2}{N}$$

Where: SS = the sum of square  
 N = total number of the subjects

$\sum X^2$  = the sum of all square; each score is squared and all the squares are added up

( Guy, Mills, & Airasian, 2006:322)

5. to find out standard deviation of the students' score in pre-test and post-test by applying formula below :

$$SD = \frac{\sqrt{\sum x^2 - \frac{(\sum x)^2}{N}}}{N-1}$$

SD :standar deviation

$\sum x^2$  :the sum square of all score

$\sum x$  :the sum of all score

N :total number of students

( Guy, Mills, & Airasian, 2006:321)

6. Finally, the researcher computes the hypothesis significant. It is to figure out whether the Ho is accepted or not. For the sake of computation, use t-test formula as follows:

$$t = \frac{\overline{X^1} - \overline{X^2}}{\sqrt{\left(\frac{SS_1 + SS_2}{n_1 + n_2 - 2}\right)\left(\frac{1}{n_1} + \frac{1}{n_2}\right)}}$$

Where:  $\overline{X^1}$  = Mean score of experimental group

$\overline{X^2}$  = Mean score of controlled group

$SS_1$  = Sum of square of experimental group

$SS_2$  = Standard Deviation of controlled group

$n_1$  = Total number of experimental group

$n_2$  = Total number of controlled group

( Guy, Mills, & Airasian, 2006)

## CHAPTER IV

### FINDINGS AND DISCUSSION

#### A. Findings

The findings consist of the rate percentage and frequency of the pre-test and post-test scores, the mean score and standar deviation of the pre-test and post-test, T-test velue and hypothesis testing.

1. The rate percentage and frequency of the pre-test and post-test.

Students' score of pre-test and post-test were clasified into some criteria and the percentage of the students score of pre-test and post-test are presented in the following table.

#### 1. The Classification of Students' Pre-Test in Experimental Class and Controlled Class

**Table 4.1**

**The rate percentage and frequency of score experimental class in Pre-Test**

No.	Classification	Score	Frequency (f)	Percentage (%)
1.	Very Good	81-100	0	0%
2.	Good	61-80	0	0%
3.	Average	41-60	4	25%
4.	Poor	21-40	6	37,5%
5.	Very Poor	0-20	6	37,5%
<b>Total</b>			16	100%

Table 4.1 above shows the rate percentage and frequency of the students experimental class in pre-test, the students got neither very good and good. 4 (25%) students got average score, 6 (37.5%) students got poor score. 6 (37.5%) students get very poor.

**Table 4.2****The rate percentage and frequency of score controlled class in Pre-Test**

No.	Classification	Score	Frequency (f)	Percentage(%)
1.	Very Good	81-100	0	0%
2.	Good	61-80	1	6.25%
3.	Average	41-60	6	37.5%
4.	Poor	21-40	4	25%
5.	Very Poor	0-20	5	31.25%
<b>Total</b>			16	100%

Table 4.2 above showed the rate percentage and frequency of the students controlled class in pre-test, none of the students got very good. 1 ( 6.25%) students got good. 6 (37.5%) student got average score, 4 (25%) students got poor score, 5 (31.25%) students got very poor score.

Based on the table 4.1 and 4.2 above, it can be conclude that, the rate percentage in pre-test of experimental class was higher than the rate percentage in pre-test of controlled. None of students got very good score of experimental class and controlled class.

## 2. The Classification of Students' Post-Test Scores in Experimental Class and Controlled Class

**Table 4.3****The rate percentage of score experimental class in Post-Test**

No.	Classification	Score	Frequency (f)	Percentage (%)
1.	Very Good	81-100	1	6.25%
2.	Good	61-80	5	31.25%
3.	Average	41-60	8	50%



<b>4.</b>	Poor	21-40	2	12.5%
<b>5.</b>	Very Poor	0-20	0	0%
<b>Total</b>			16	100%

Table 4.3 above showed that in post-test, 1 (6.25) students got very good, there were 5 (31.25%) students got good, 8 (50%) students got average score, 2 (12.5%) students got poor score. None of the students got very poor.

**Table 4.4**

**The rate percentage of score controlled class in Post-Test**

<b>No.</b>	<b>Classification</b>	<b>Score</b>	<b>Frequency (f)</b>	<b>Percentage (%)</b>
<b>1.</b>	Very Good	81-100	0	0%
<b>2.</b>	Good	61-80	3	18.75%
<b>3.</b>	Average	41-60	6	37.5%
<b>4.</b>	Poor	21-40	6	37.5%
<b>5.</b>	Very Poor	0-20	1	6.25%
<b>Total</b>			16	100%

Table 4.4 showed the rate percentage and frequency of the students' controlled class in post-test, the students got neither very good.3 (18.75%) Students got good score. 6 (37.5%) students got average score, 6 (37.5%) students got poor score. 1 (6.25%) students got very poor score.

Based on the table 4.3 and 4.4 before, it can be conclude that the rate percentage in post-test of experimental class was higher than the rate percentage in pre-test of controlled.

### 3. The Mean Score and Standard Deviation of Experimental Class and Controlled Class

After calculating the result of the students score, the mean score and standard deviation of both classes be presented the following table:

**Table 4.5**

**The mean score of experimental class and controlled class in post-test**

Class	Mean Score	Standard Deviation
Experimental	54.70	14.52
Controlled	42.94	16.01

The table above shows that, the mean score of experimental class in post-test was (54.70) and the standard deviation of experimental class was (14.52), while the mean score of controlled class in post-test was (42.94) and its standard deviation was (16.01). It means that, the mean score of controlled class was lower than mean score of experimental class.

The significance score between experimental class and controlled class can be known by using t-test. The result of t-test can be seen in table 1.7 as follows:

**Table 4.6**

**Distribution the value of t-test and t-table in post-test**

Variable	t-test value	t-table value
Post-test	2.177	2.042

The table above shows that, t-test value was higher than t-table. The result of the test shows there was significant difference between t-table and t-test ( $2.042 < 2.177$ ), it means that t-table was lower than t-test.

The result of the t-test statistical analysis shows that there was significant different between the experimental class and controlled class with got different

treatment, even though different both of them was not enough high. The statement was proved by the t-test value (2.177) which higher than t-table value (2.042), at the level of significance 0.05 and the degree of freedom  $(N_1 + N_2) - 2 = (16 + 16) - 2 = 30$ . So the null hypothesis ( $H_0$ ) was rejected and alternative hypothesis ( $H_1$ ) was accepted.

#### 4. Test of Hypothesis

The alternative hypothesis would be accepted if the t-test is higher than t-table and the null hypothesis rejected. While, if the t-test is smaller than t-table, the null hypothesis is accepted and rejected the alternative hypothesis.

The result of data analysis was the t-test value (2.177) was higher than the t-table value (2.042). Based on the result, hypothesis test showed as.  $H_0$  was rejected and  $H_1$  was accepted. In other words, the use of mind mapping was effective to enhance the second grade students.

#### B. Discussion

The researcher found the application mind mapping was effective to improve the students' grammar ability. Before the students were treated by applying Mind Mapping in teaching grammar, the result of the students in experimental group of this research shown that the students' grammar ability was still low. It was approved by the result of pre-test. the rate percentage and frequency of the students' experimental class in pre-test, the students' got neither very good and good. four (25%) students got average score, six (37.5%) students got poor score. six (37.5%) students get very poor. Based on the data analysis there were significance improvement of the students' post-test of experimental class

from sixteen students, one (6.25) students got very good, there were five (31.25%) student got good, eight (50%) students got average score, two (12.5%) student got poor score. The data had been showed that in pre-test no one student got very good. It was so different with post-test that some of them got the higher than the value in pre-test.

The findings above were in line with previous research finding. Nurroeni (2013) in her research entitled *Keefektifan Penggunaan Model Mind Mapping Terhadap Aktivitas dan Hasil Belajar Ipa SD Negeri Debong Kidul Kota Tegal*. concluded that mind mapping learning model can improve students' learning activity but there were no significant learning outcomes of natural science differences between learning that use mind mapping learning model and conventional model.

The conclusion of research above related to Imaduddin & Utomo in their reasearch entitle *Efektifitas Metode Mind Mapping Untuk meningkatkan Prestasi Belajar Fisika pada Siswa Kelas VII SMP Muhammadiyah 8 Yogyakarta*. found that, The results demonstrate mind mapping method is very effective improving the learning achievements of physics.

In another research Ningsih (2011) her research entitle peningkatan kemampuan menulis narasi dengan metode peta pikiran (mind mapping) pada Siswa Kelas V SD Negeri Karangasem III Surakarta. Based on the research result, it can be concluded that the first there is a quality improvement in studying process of writing narrative after the classroom action research has been done based on mind mapping method.

This finding related with the theory of Tony Buzan mind mapping as a way to encourage students to record just by using key words and images. This activity is an attempt to optimize the function of the left brain and right brain, then the application is very helpful to understand the problem quickly because it has been mapped.



## CHAPTER V

### CONCLUSION AND SUGGESTION

#### *A. Conclusion*

Based on the findings and discussion of this researcher, it can be conclude that the use of mind mapping method in teaching, especially in teaching garmmar present and past tenses is effective to enrich the grammar of the second year students of MTs Pondok Pesantren Pembangunan Manahilil Ulum Guppi Samata Tk 1 Kabupaten Gowa. It proved by the mean score of experimental class in post-test was (54.70) and the standard deviation of experimental class was (14.52), while the mean score of controlled class in post-test was (42.94) and its standard deviation was (16.01). It means that, the mean score of controlled class was lower than mean score of experimental class.

Some of the most important uses mind mapping in education are a clear and concise overview of the connected of grammar objects around a topic is enabled. Moreover, this is supported by the use of colours and pictures. Mind maps foster creativity. Everybody may develop a personal style for mind mapping. Mind maps may have different forms and shapes, different colours, symbols or images.

#### *B. Suggestions*

Based on the result of data analysis and conclusion above, the researcher suggest that :

1. The English Teacher can use mind mapping in teaching grammar as one alternative.

2. The english teacher should be more creative to choose method in teaching english grammar, specially tenses so the students will be more interested and motivated to study english.





## BIBLIOGRAPHY

- Andrews Richard, "The effect of grammar teaching on writing development"  
British Educational Research Journal, Vol. 32, no. 1, 2006.
- Aqib, Zainal. *Model-model, media, da strategi pembelajaran kontekstual inovatif*.  
Mirama widya press.
- Brinkmann, Astrid *Graphical Knowledge Display – Mind Mapping and Concept Mapping as Efficient Tools in Mathematics Education* Mathematics Education Review, No 16, April, University of Duisburg, Germany 2003.
- Entrekin,. *Mathematical Mind Mapping. The Mathematics Teacher*. Virginia. 199285(6), 444-445.
- Ezmir. *Metodologi Penelitian Pendidikan*. Jakarta: PT. Raja Grafindo Persada, 2008
- Gairns, R., and Redman, S. *Working with Words. A Guide to Teaching and Learning Vocabulary*. Cambridge: Cambridge University press. 1986.
- Halliday, M.A.K. and Matthiessen Christian. *An Introduction to Functional Grammar*. third edition. Matthiessen Christian M.I.M. Distributed in the United States of America by Oxford University Press Inc, 2004.
- Hemmerich, Hal; Wendy Lim & Kanwal Neel.. *Prime Time: Strategies for Life-Long Learning in Mathematics and Science in the Middle and High School Grades*. Portsmouth: Heinemann. 1994
- Muhammad Chomsi Imaduddin & Unggul Haryanto Nur Utomo in they are reasearch in title *Efektifitas Metode Mind Mapping Untuk meningkatkan Prestasi Belajar Fisika pada Siswa Kelas VII SMP Muhammadiyah 8 Yogyakarta* 2010.
- Ningsih *Peningkatan Kemampuan Menulis Narasi Dengan Metode Peta Pikiran (Mind Mapping) Pada Siswa Kelas V Sd Negeri Karangasem III Surakarta* (2011)
- Novak; Govin. 1984. *Learning how to learn*. Cambridge University Press.
- Nurroeni Chusnul *Keefektifan Penggunaan Model Mind Mapping Terhadap Aktivitas dan Hasil Belajar Ipa* Journal of Elementary Education <http://journal.unnes.ac.id/sju/index.php/jee> 29 November 2016.

- Pehkonen, Erkki. *The State-of-Art in Mathematical Creativity*. ZDM Vol. 29, 63-67. 1997.
- Pravitasari, Suryanti galuh *mind mapping sebagai metode pembelajaran yang inovatif* 2009
- Rod, Ellis “*Current Issues in the Teaching of Grammar: An SLA Perspective :Teachers Of English To Speakers Of Other Languages Inc. (TESOL)*”. Vol. 40, no. 1 2006.
- Sabaruddin. *Improving The Second Year Students’ Vocabulary Through Communicative Language Teaching With RealiaAt Madrasah Tsanawiyah Madani Pao-Pao*. Thesis of English Education Department UIN Alauddin Makassar. 2013
- Sani, Ridwan Abdullah. *Inovasi pembelajaran*, bumi aksara. 2011
- Shoimin, Aris. *68 model pembelajaran inovatif dalam kurikulum 2013*. cet. II; Yogyakarta: Ar-ruzz media, 2016
- Sugiyono. *Metode Penelitian Pendidikan. Cet. Ke-20*; Bandung: Alfabeta, 2014
- Suharsimi Arikunto. *Prosedur Penelitian. Cet. Ke-15*; Jakarta: PT Rineka Cipta. 2013
- Suprijono, Agus. *Cooperative learning teori dan aplikasi paikem*. pustaka pelajar. yogyakarta 2014
- Suryanti Galuh Pravitasari in her research entitle *mind mapping sebagai metode pembelajaran yang inovatif* 2009.
- Tapantoko, Agung Aji in him research entitle *Penggunaan metode mind map (peta pikiran) Untuk meningkatkan motivasi belajar siswa Dalam pembelajaran matematika Siswa kelas viii smp negeri 4 depok*. 2011.
- Tergan, Sigmar-Olaf. *Modelle der Wissensrepräsentation als Grundlage qualitativer Wissensdiagnostik. Beiträge zur psychologischen Forschung* 7. Opladen: Westdeutscher Verlag. 2000
- Buzan, Tony & Buzan, Barry. [*Original English Language Version* ]. *Das Mind-Map-Buch. [The Mind Map Book]*. Landsberg am Lech: mvg. 1997.
- Ur, Penny. *Grammar practice activities: a practical guide for teachers*. Cet. 23; Cambridge: Cambridge University Press, 2007.



# APPENDICES

UNIVERSITAS ISLAM NEGERI  
ALAUDDIN  
M A K A S S A R

## Dokumentasi















# SILABUS

## MTs Pondok Pesantren Pembangunan Manahilil Ulum Guppi Samata Tk 1 Kabupaten Gowa

### A. KELAS VIII

Alokasi Waktu: 72 jam pelajaran/minggu

Kompetensi Sikap Spiritual dan Sikap Sosial dicapai melalui pembelajaran tidak langsung (*indirect teaching*) pada pembelajaran Kompetensi Pengetahuan dan Kompetensi Keterampilan melalui keteladanan, pembiasaan, dan budaya sekolah dengan memperhatikan karakteristik mata pelajaran serta kebutuhan dan kondisi peserta didik.

Penumbuhan dan pengembangan Kompetensi Sikap dilakukan sepanjang proses pembelajaran berlangsung dan dapat digunakan sebagai pertimbangan guru dalam mengembangkan karakter peserta didik lebih lanjut.

Pembelajaran untuk kompetensi pengetahuan dan kompetensi keterampilan sebagai berikut ini.

Kompetensi Dasar	Materi Pembelajaran	Kegiatan Pembelajaran
3.1 Menerapkan fungsi sosial, struktur teks, dan unsur kebahasaan teks interaksi interpersonal lisan dan tulis yang melibatkan tindakan meminta perhatian, mengecek pemahaman, menghargai kinerja, meminta dan mengungkapkan pendapat, serta menanggapiinya, sesuai dengan konteks penggunaannya	<ul style="list-style-type: none"> <li>• Fungsi Sosial Menjaga hubungan interpersonal dengan guru dan teman</li> <li>• Struktur Teks               <ul style="list-style-type: none"> <li>- Memulai</li> <li>- Menanggapi (diharapkan/di luar dugaan)</li> </ul> </li> <li>• Unsur Kebahasaan               <ul style="list-style-type: none"> <li>- Ungkapan a.l. <i>Excuse me, Is it clear?, Great, I think so.</i>, dsb.</li> <li>- Ucapan, tekanan kata, intonasi, ejaan, tanda baca, dan tulisan tangan</li> </ul> </li> </ul>	<ul style="list-style-type: none"> <li>- Menyimak, menirukan, dan memperagakan beberapa contoh percakapan, dengan ucapan dan tekanan kata yang benar</li> <li>- Mengidentifikasi ungkapan yang sedang dipelajari</li> <li>- Menanyakan hal-hal yang tidak diketahui atau yang berbeda</li> <li>- Menentukan ungkapan yang tepat secara lisan/tulis dari berbagai situasi lain yang serupa</li> <li>- Membiasakan menerapkan yang sedang dipelajari dalam interaksi dengan guru dan teman secara alami di dalam dan di</li> </ul>
4.1 Menyusun teks interaksi interpersonal lisan dan tulis sangat	<ul style="list-style-type: none"> <li>• Topik Interaksi antara peserta didik dan guru di dalam dan di luar kelas yang</li> </ul>	

Kompetensi Dasar	Materi Pembelajaran	Kegiatan Pembelajaran
<p>pendek dan sederhana yang melibatkan tindakan meminta perhatian, mengecek pemahaman, menghargai kinerja, serta meminta dan mengungkapkan pendapat, dan menanggapi dengan memperhatikan fungsi sosial, struktur teks, dan unsur kebahasaan yang benar dan sesuai konteks</p>	<p>tindakan meminta perhatian, mengecek pemahaman, menghargai kinerja, meminta dan mengungkapkan pendapat yang dapat menumbuhkan perilaku yang termuat di KI</p>	<p>luar kelas</p> <ul style="list-style-type: none"> <li>- Melakukan refleksi tentang proses dan hasil belajar</li> </ul>
<p>3.2 Menerapkan fungsi sosial, struktur teks, dan unsur kebahasaan teks interaksi transaksional lisan dan tulis yang melibatkan tindakan memberi dan meminta informasi terkait kemampuan dan kemauan, melakukan suatu tindakan, sesuai dengan konteks penggunaannya. (Perhatikan unsur kebahasaan <i>can, will</i>)</p> <p>4.2 Menyusun teks interaksi transaksional lisan dan tulis sangat pendek dan sederhana yang melibatkan tindakan memberi dan meminta informasi terkait kemampuan dan kemauan, melakukan suatu tindakan, dengan memperhatikan fungsi sosial, struktur</p>	<ul style="list-style-type: none"> <li>• Fungsi sosial Menjelaskan, membanggakan, berjanji, mengajak, dan sebagainya .</li> <li>• Struktur teks <ul style="list-style-type: none"> <li>- Memulai</li> <li>- Menanggapi (diharapkan/di luar dugaan)</li> </ul> </li> <li>• Unsur kebahasaan <ul style="list-style-type: none"> <li>- Ungkapan kemampuan dan kemauan yang sesuai, dengan modal: <i>can, will</i>.</li> <li>- Nomina singular dan plural dengan atau tanpa <i>a, the, this, those, my, their</i>, dsb.</li> <li>- Ucapan, tekanan kata, intonasi, ejaan, tanda baca, dan tulisan tangan</li> </ul> </li> <li>• Topik Interaksi antara peserta didik di dalam dan di luar kelas yang melibatkan kemampuan dan kemauan melakukan tindakan yang dapat menumbuhkan perilaku</li> </ul>	<ul style="list-style-type: none"> <li>- Menyimak, membaca, dan menirukan, guru membacakan beberapa teks pendek berisi kemampuan dan kemauan, dengan ucapan dan tekanan kata yang benar</li> <li>- Menanyakan hal-hal yang tidak diketahui atau yang berbeda</li> <li>- Menentukan modal yang tepat untuk diisikan ke dalam kalimat-kalimat rumpang</li> <li>- Bertanya jawab dengan teman tentang kemampuan dan kemauan masing-masing untuk melakukan tindakan-tindakan tertentu</li> <li>- Memaparkan hasil temuannya dalam bentuk teks pendek tentang temannya dan mempresentasikan di kelompok lain diikuti tanya jawab</li> <li>- Melakukan refleksi tentang proses dan hasil belajarnya</li> </ul>

Kompetensi Dasar	Materi Pembelajaran	Kegiatan Pembelajaran
teks, dan unsur kebahasaan yang benar dan sesuai konteks	yang termuat di KI	
<p>3.3 Menerapkan fungsi sosial, struktur teks, dan unsur kebahasaan teks interaksi transaksional lisan dan tulis yang melibatkan tindakan memberi dan meminta informasi terkait keharusan, larangan, dan himbauan, sesuai dengan konteks penggunaannya (Perhatikan unsur kebahasaan <i>must, should</i>)</p> <p>4.3 Menyusun teks interaksi transaksional lisan dan tulis sangat pendek dan sederhana yang melibatkan tindakan memberi dan meminta informasi terkait keharusan, larangan, dan himbauan, dengan memperhatikan fungsi sosial, struktur teks, dan unsur kebahasaan yang benar dan sesuai konteks</p>	<ul style="list-style-type: none"> <li>• Fungsi sosial Menyuruh, melarang, dan menghimbau.</li> <li>• Struktur teks <ul style="list-style-type: none"> <li>- Memulai</li> <li>- Menanggapi (diharapkan/di luar dugaan)</li> </ul> </li> <li>• Unsur kebahasaan <ul style="list-style-type: none"> <li>- Ungkapan keharusan, larangan, himbauan dengan modal <i>must, (don't) have to..., should,</i></li> <li>- Nomina singular dan plural dengan atau tanpa <i>a, the, this, those, my, their,</i> dsb.</li> <li>- Ucapan, tekanan kata, intonasi, ejaan, tanda baca, dan tulisan tangan</li> </ul> </li> <li>• Topik Interaksi antara peserta didik dan guru di dalam dan di luar kelas yang melibatkan keharusan, larangan, himbauan yang dapat menumbuhkan perilaku yang termuat di KI</li> </ul>	<ul style="list-style-type: none"> <li>- Menyimak, membaca, dan menirukan, guru membacakan beberapa percakapan, dengan ucapan dan tekanan kata yang benar</li> <li>- Menanyakan hal-hal yang tidak diketahui atau yang berbeda</li> <li>- Menentukan modal yang tepat untuk diisikan ke dalam kalimat-kalimat rumpang</li> <li>- Diberikan beberapa kasus, bertanya jawab dengan teman tentang keharusan, larangan, himbauan melakukan tindakan-tindakan tertentu</li> <li>- Memaparkan hasil temuannya dalam bentuk teks pendek tentang temannya dan mempresentasikan di kelompok lain diikuti tanya jawab</li> <li>- Melakukan refleksi tentang proses dan hasil belajarnya</li> </ul>
3.4 Menerapkan fungsi sosial, struktur teks, dan unsur kebahasaan teks interaksi interpersonal lisan dan tulis yang melibatkan tindakan menyuruh, mengajak, meminta ijin, serta menanggapi,	<ul style="list-style-type: none"> <li>• Fungsi sosial Menjaga hubungan interpersonal dengan guru dan teman.</li> <li>• Struktur teks <ul style="list-style-type: none"> <li>- Memulai</li> <li>- Menanggapi (diharapkan/di luar dugaan)</li> </ul> </li> </ul>	<ul style="list-style-type: none"> <li>- Menyimak, menirukan, dan memperagakan beberapa contoh percakapan, dengan ucapan dan tekanan kata yang benar</li> <li>- Mengidentifikasi ungkapan yang sedang dipelajari</li> <li>- Menanyakan hal-hal yang tidak diketahui</li> </ul>

Kompetensi Dasar	Materi Pembelajaran	Kegiatan Pembelajaran
<p>sesuai dengan konteks penggunaannya</p> <p>4.4 Menyusun teks interaksi interpersonal lisan dan tulis sangat pendek dan sederhana yang melibatkan tindakan menyuruh, mengajak, meminta ijin, dan menanggapi dengan memperhatikan fungsi sosial, struktur teks, dan unsur kebahasaan yang benar dan sesuai konteks</p>	<ul style="list-style-type: none"> <li>• Unsur Kebahasaan               <ul style="list-style-type: none"> <li>- Ungkapan a.1 <i>let's ..., can you ..., would you like ..., may I, please.</i></li> <li>- Nomina singular dan plural dengan atau tanpa <i>a, the, this, those, my, their,</i> dsb.</li> <li>- Ucapan, tekanan kata, intonasi, ejaan, tanda baca, dan tulisan tangan</li> </ul> </li> <li>• Topik               <p>Interaksi antara guru dan peserta didik di dalam dan di luar kelas yang melibatkan tindakan menyuruh, mengajak, meminta ijin yang dapat menumbuhkan perilaku yang termuat di KI</p> </li> </ul>	<p>atau yang berbeda</p> <ul style="list-style-type: none"> <li>- Menentukan ungkapan yang tepat secara lisan/tulis dari berbagai situasi lain yang serupa</li> <li>- Membiasakan menerapkan yang sedang dipelajari dalam interaksi dengan guru dan teman secara alami di dalam dan di luar kelas</li> <li>- Melakukan refleksi tentang proses dan hasil belajar</li> </ul>
<p>3.5 Membandingkan fungsi sosial, struktur teks, dan unsur kebahasaan beberapa teks khusus dalam bentuk <i>greeting card</i>, dengan memberi dan meminta informasi terkait dengan hari-hari spesial, sesuai dengan konteks penggunaannya</p> <p>4.5 Menyusun teks khusus dalam bentuk <i>greeting card</i>, sangat pendek dan sederhana, terkait hari-hari spesial dengan memperhatikan fungsi sosial, struktur teks, dan unsur kebahasaan, secara benar dan sesuai konteks</p>	<ul style="list-style-type: none"> <li>• Fungsi sosial               <p>Menjaga hubungan interpersonal dengan guru dan teman.</p> </li> <li>• Struktur Teks               <p>Teks <i>greeting card</i> dapat mencakup</p> <ul style="list-style-type: none"> <li>- Identifikasi (nama peristiwa, hari istimewa) bersifat khusus</li> <li>- Ungkapan khusus yang relevan</li> <li>- Gambar, hiasan, komposisi warna</li> </ul> </li> <li>• Unsur Kebahasaan               <ul style="list-style-type: none"> <li>- Ungkapan a.l. <i>Congratulations. Well done. Good job.,</i> dll.</li> <li>- Ucapan, tekanan kata, intonasi, ejaan, tanda baca, dan tulisan tangan</li> </ul> </li> <li>• Topik               <p>Peristiwa, peringatan ulang tahun, naik kelas, kejuaraan dsb. yang dapat menumbuhkan</p> </li> </ul>	<ul style="list-style-type: none"> <li>- Mencermati dan menemukan perbedaan dan persamaan dari beberapa <i>greeting card</i> untuk hari spesial tertentu</li> <li>- Mengidentifikasi dan menyebutkan ucapan selamat yang ada dengan ucapan dan tekanan kata yang benar</li> <li>- Mencermati dan menemukan perbedaan dan persamaan dari beberapa <i>greeting card</i> untuk event lain</li> <li>- Mengidentifikasi perbedaan dan persamaan, dan memberikan penilaiannya</li> <li>- Membuat <i>greeting card</i> terkait hari istimewa yang relevan dengan peserta didik saat itu.</li> <li>- Melakukan refleksi tentang proses dan hasil belajarnya</li> </ul>

Kompetensi Dasar	Materi Pembelajaran	Kegiatan Pembelajaran
	perilaku yang termuat di KI	
<p>3.6 Menerapkan fungsi sosial, struktur teks, dan unsur kebahasaan teks interaksi transaksional lisan dan tulis yang melibatkan tindakan memberi dan meminta informasi terkait keberadaan orang, benda, binatang, sesuai dengan konteks penggunaannya. (Perhatikan unsur kebahasaan <i>there is/are</i>)</p> <p>4.6 Menyusun teks interaksi transaksional lisan dan tulis sangat pendek dan sederhana yang melibatkan tindakan memberi dan meminta informasi terkait keberadaan orang, benda, binatang, dengan memperhatikan fungsi sosial, struktur teks, dan unsur kebahasaan yang benar dan sesuai konteks</p>	<ul style="list-style-type: none"> <li>• Fungsi sosial Menyebutkan, mendeskripsikan, membuat inventaris, dan sebagainya.</li> <li>• Struktur teks <ul style="list-style-type: none"> <li>- Memulai</li> <li>- Menanggapi (diharapkan/di luar dugaan)</li> </ul> </li> <li>• Unsur Kebahasaan <ul style="list-style-type: none"> <li>- Ungkapan dengan <i>There is/are</i></li> <li>- Kata jumlah yang tidak tertentu: <i>little, few, some, many, much, a lot (of)</i>.</li> <li>- Frasa kata depan: <i>in, on, under, in front of, below, above</i>, dan lain lain.</li> <li>- Ucapan, tekanan kata, intonasi, ejaan, tanda baca, dan tulisan tangan</li> </ul> </li> <li>• Topik Keberadaan orang, binatang, benda, di kelas, sekolah, rumah, dan sekitarnya yang dapat menumbuhkan perilaku yang termuat di KI</li> </ul>	<ul style="list-style-type: none"> <li>- Menyimak dan menirukan guru menanyakan dan menyebutkan keberadaan orang, benda, binatang di rumah, sekolah, dan sekitarnya, dengan tata bahasa, ucapan dan tekanan kata yang benar</li> <li>- Mencermati beberapa teks pendek tentang situasi suatu tempat dengan menyebutkan keberadaan orang, benda, binatang dan jumlahnya untuk kemudian membaca dengan ucapan dan tekanan kata yang benar</li> <li>- Mengisikan dengan ungkapan jumlah yang tepat pada kalimat-kalimat rumpang</li> <li>- Membuat teks pendek untuk mendeskripsikan rumah masing-masing dan sekitarnya dengan menyebutkan keberaaan orang, benda, binatang dan jumlahnya, dengan ejaan dan tanda baca yang benar</li> <li>- Mempresentasikan di kelompok lain dan bertanya jawab tentang isi teks</li> <li>- Melakukan refleksi tentang proses dan hasil belajarnya</li> </ul>
3.7 Menerapkan fungsi sosial, struktur teks, dan unsur kebahasaan teks interaksi	<ul style="list-style-type: none"> <li>• Fungsi sosial Menjelaskan, mendeskripsikan</li> <li>• Struktur teks</li> </ul>	<ul style="list-style-type: none"> <li>- Menyimak dan menirukan guru membacakan teks-teks pendek dan sederhana tentang kejadian rutin</li> </ul>



Kompetensi Dasar	Materi Pembelajaran	Kegiatan Pembelajaran
<p>transaksional lisan dan tulis yang melibatkan tindakan memberi dan meminta informasi terkait keadaan/ tindakan/kegiatan/ kejadian yang dilakukan/terjadi secara rutin atau merupakan kebenaran umum, sesuai dengan konteks penggunaannya. (Perhatikan unsur kebahasaan simple present tense)</p> <p>4.7 Menyusun teks interaksi transaksional lisan dan tulis sangat pendek dan sederhana yang melibatkan tindakan memberi dan meminta informasi terkait keadaan/ tindakan/ kegiatan/ kejadian yang dilakukan/terjadi secara rutin atau merupakan kebenaran umum, dengan memperhatikan fungsi sosial, struktur teks dan unsur kebahasaan yang benar dan sesuai konteks</p>	<ul style="list-style-type: none"> <li>- Memulai</li> <li>- Menanggapi (diharapkan/di luar dugaan)</li> <li>• Unsur kebahasaan <ul style="list-style-type: none"> <li>- Kalimat deklaratif dan interogatif dalam <i>Simple Present Tense</i>.</li> <li>- Adverbia: <i>always, often, sometimes, never, usually, every</i></li> <li>- Nomina singular dan plural dengan atau tanpa <i>a, the, this, those, my, their</i>, dsb.</li> <li>- Ucapan, tekanan kata, intonasi, ejaan, tanda baca, dan tulisan tangan</li> </ul> </li> <li>• Topik <ul style="list-style-type: none"> <li>Kegiatan/kejadian sehari-hari dan kebenaran umum yang dapat menumbuhkan perilaku yang termuat di KI</li> </ul> </li> </ul>	<p>yang merupakan kebenaran umum yang sangat dikenal peserta didik, dengan ucapan dan tekanan kata yang benar</p> <ul style="list-style-type: none"> <li>- Mengidentifikasi ungkapan-ungkapan yang menunjukkan kejadian rutin dalam teks</li> <li>- Menanyakan tentang kejadian rutin yang serupa dengan yang disebutkan dalam teks pada konteks lain</li> <li>- Bertanya jawab tentang kegiatan rutin yang biasa, sering, kadang-kadang, biasanya, tidak pernah mereka lakukan sebagai anggota keluarga dan remaja sekolah menengah</li> <li>- Mengumpulkan informasi tentang hal-hal yang biasa, sering, kadang-kadang, biasanya dilakukan di keluarganya untuk membuat teks-teks pendek dan sederhana Saling menyimak dan bertanya jawab tentang teks masing-masing dengan teman-temannya</li> <li>- Melakukan refleksi tentang proses dan hasil belajarnya</li> </ul>
<p>3.8 Menerapkan fungsi sosial, struktur teks, dan unsur kebahasaan teks interaksi transaksional lisan dan tulis yang melibatkan tindakan memberi dan meminta informasi</p>	<ul style="list-style-type: none"> <li>• Fungsi sosial <ul style="list-style-type: none"> <li>Menjelaskan, mendeskripsikan</li> </ul> </li> <li>• Struktur teks <ul style="list-style-type: none"> <li>- Memulai</li> <li>- Menanggapi (diharapkan/di luar dugaan)</li> </ul> </li> </ul>	<ul style="list-style-type: none"> <li>- Menyimak dan menirukan guru menyebutkan tindakan, kegiatan yang sedang dilakukan di kelas, sekolah, dan rumah pada saat diucapkan, dengan ucapan dan tekanan kata yang benar</li> </ul>

Kompetensi Dasar	Materi Pembelajaran	Kegiatan Pembelajaran
<p>terkait keadaan/tindakan/kegiatan/kejadian yang sedang dilakukan/berlangsung saat diucapkan, sesuai dengan konteks penggunaannya. (Perhatikan unsur kebahasaan present continuous tense)</p> <p>4.8 Menyusun teks interaksi transaksional lisan dan tulis sangat pendek dan sederhana yang melibatkan tindakan memberi dan meminta informasi terkait keadaan/tindakan/kegiatan/kejadian yang sedang dilakukan/berlangsung saat diucapkan, dengan memperhatikan fungsi sosial, struktur teks, dan unsur kebahasaan yang benar dan sesuai konteks</p>	<ul style="list-style-type: none"> <li>• Unsur kebahasaan               <ul style="list-style-type: none"> <li>- Kalimat deklaratif dan interogatif dalam <i>Present Continuous Tense</i></li> <li>- Adverbia: <i>now</i></li> <li>- Nomina singular dan plural dengan atau tanpa <i>a, the, this, those, my, their</i>, dsb.</li> <li>- Ucapan, tekanan kata, intonasi, ejaan, tanda baca, dan tulisan tangan</li> </ul> </li> <li>• Topik               <ul style="list-style-type: none"> <li>Kegiatan dan kejadian yang sedang berlangsung di rumah, sekolah dan sekitarnya yang dapat menumbuhkan perilaku yang termuat di KI</li> </ul> </li> </ul>	<ul style="list-style-type: none"> <li>- Mengidentifikasi ungkapan-ungkapan yang menunjukkan kejadian yang sedang terjadi</li> <li>- Bertanya jawab untuk mengetahui tindakan, kegiatan yang sedang dilakukan oleh anggota keluarga mereka</li> <li>- Menyebutkan tindakan, kegiatan yang sedang dilakukan yang tampak pada tampilan visual (a.l. gambar, video)</li> <li>- Membuat teks pendek berdasarkan tampilan visual lainnya</li> <li>- Saling menyimak dan bertanya jawab tentang teks masing-masing dengan teman-temannya</li> <li>- Melakukan refleksi tentang proses dan hasil belajarnya</li> </ul>
<p>3.9 Menerapkan fungsi sosial, struktur teks, dan unsur kebahasaan teks interaksi transaksional lisan dan tulis yang melibatkan tindakan memberi dan meminta informasi terkait perbandingan jumlah dan sifat orang, binatang, benda, sesuai dengan konteks penggunaannya (Perhatikan unsur kebahasaan <i>degree of</i></p>	<ul style="list-style-type: none"> <li>• Fungsi sosial               <ul style="list-style-type: none"> <li>Mengidentifikasi, mengenalkan, memuji, mengkritik, mengagumi.</li> </ul> </li> <li>• Struktur teks               <ul style="list-style-type: none"> <li>- Memulai</li> <li>- Menanggapi (diharapkan/di luar dugaan)</li> </ul> </li> <li>• Unsur kebahasaan               <ul style="list-style-type: none"> <li>- Kalimat perbandingan positif, komparatif dan superlatif dengan: <i>as ... as, -er, -est, more ..., the most ...</i></li> <li>- Perbandingan jumlah:</li> </ul> </li> </ul>	<ul style="list-style-type: none"> <li>- Menyimak dan menirukan guru membaca interaksi yang menggambarkan perbandingan jumlah dan sifat orang, benda, binatang, dengan ucapan dan tekanan kata yang benar</li> <li>- Menjawab pertanyaan dengan menggunakan informasi yang terdapat dalam teks, secara lisan.</li> <li>- Mendeskripsikan perbandingan jumlah dan sifat orang, benda, binatang yang tampak</li> </ul>

Kompetensi Dasar	Materi Pembelajaran	Kegiatan Pembelajaran
<p>4.9 Menyusun teks interaksi transaksional lisan dan tulis sangat pendek dan sederhana yang melibatkan tindakan memberi dan meminta informasi terkait perbandingan jumlah dan sifat orang, binatang, benda, dengan memperhatikan fungsi sosial, struktur teks, dan unsur kebahasaan yang benar dan sesuai konteks</p>	<p><i>more, fewer, less</i></p> <ul style="list-style-type: none"> <li>- Nomina singular dan plural dengan atau tanpa <i>a, the, this, those, my, their</i>, dsb.</li> <li>- Ucapan, tekanan kata, intonasi, ejaan, tanda baca, dan tulisan tangan</li> </ul> <ul style="list-style-type: none"> <li>• Topik Perbandingan orang, benda, binatang di kelas, sekolah, rumah, dan sekitarnya yang dapat menumbuhkan perilaku yang termuat di KI</li> </ul>	<p>dalam dua gambar yang berbeda</p> <ul style="list-style-type: none"> <li>- Bertanya jawab untuk membandingkan orang, benda, binatang yang mereka ketahui di rumah, sekolah dan sekitarnya</li> <li>- Membuat beberapa teks pendek dan sederhana membandingkan orang, benda, binatang yang mereka ketahui</li> <li>- Saling menyimak dan bertanya jawab tentang teks masing-masing dengan teman-temannya</li> <li>- Melakukan refleksi tentang proses dan hasil belajarnya</li> </ul>
<p>3.10 Menerapkan fungsi sosial, struktur teks, dan unsur kebahasaan teks interaksi transaksional lisan dan tulis yang melibatkan tindakan memberi dan meminta informasi terkait keadaan/ tindakan/ kegiatan/ kejadian yang dilakukan/terjadi, rutin maupun tidak rutin, atau menjadi kebenaran umum di waktu lampau, sesuai dengan konteks penggunaannya. (Perhatikan unsur kebahasaan simple past tense)</p> <p>4.10 Menyusun teks interaksi transaksional lisan dan tulis sangat pendek dan</p>	<ul style="list-style-type: none"> <li>• Fungsi sosial Melaporkan, menceritakan, menjelaskan kejadian yang dilakukan/terjadi, di waktu lampau.</li> <li>• Struktur teks <ul style="list-style-type: none"> <li>- Memulai</li> <li>- Menanggapi (diharapkan/di luar dugaan)</li> </ul> </li> <li>• Unsur kebahasaan <ul style="list-style-type: none"> <li>- Kalimat deklaratif dan interogatif dalam bentuk <i>Simple Past Tense</i></li> <li>- Nomina singular dan plural dengan atau tanpa <i>a, the, this, those, my, their</i>, dsb.</li> <li>- Ucapan, tekanan kata, intonasi, ejaan, tanda baca, dan tulisan tangan</li> </ul> </li> <li>• Topik Kegiatan, tindakan yang (rutin) terjadi di masa</li> </ul>	<ul style="list-style-type: none"> <li>- Membaca dan mencermati teks-teks pendek dan sederhana tentang beberapa kejadian, kegiatan yang terjadi di masa lampau</li> <li>- Melengkapi kalimat dengan jawaban berupa ungkapan-ungkapan yang diambil teks, dengan ejaan dan tanda baca yang benar</li> <li>- Bertanya jawab tentang kegiatan/peristiwa di waktu lampau yang mereka dan anggota keluarga atau temannya alami</li> <li>- Mengumpulkan informasi tentang beberapa peristiwa atau kegiatan di waktu lampau untuk membuat teks-teks pendek dan sederhana</li> <li>- Saling mempresentasikan, menyimak dan</li> </ul>



Kompetensi Dasar	Materi Pembelajaran	Kegiatan Pembelajaran
<p>sederhana yang melibatkan tindakan memberi dan meminta informasi terkait keadaan/ tindakan/kegiatan/ kejadian yang dilakukan/terjadi, rutin maupun tidak rutin, atau menjadi kebenaran umum di waktu lampau, dengan memperhatikan fungsi sosial, struktur teks, dan unsur kebahasaan yang benar dan sesuai konteks</p>	<p>lalu di sekolah, rumah, dan sekitarnya yang dapat menumbuhkan perilaku yang termuat di KI</p>	<p>bertanya jawab tentang teks masing-masing dengan teman-temannya, secara lisan, dengan ucapan dan tekanan kata yang benar</p> <ul style="list-style-type: none"> <li>- Melakukan refleksi tentang proses dan hasil belajarnya</li> </ul>
<p>3.11 Membandingkan fungsi sosial, struktur teks, dan unsur kebahasaan beberapa teks personal recount lisan dan tulis dengan memberi dan meminta informasi terkait pengalaman pribadi di waktu lampau, pendek dan sederhana, sesuai dengan konteks penggunaannya</p> <p>4.11. Teks recount</p> <p>4.11.1 Menangkap makna secara kontekstual terkait fungsi sosial, struktur teks, dan unsur kebahasaan teks recount lisan dan tulis, sangat pendek dan sederhana, terkait pengalaman pribadi di waktu lampau (<i>personal recount</i>)</p> <p>4.11.2 Menyusun teks recount lisan dan tulis, sangat pendek</p>	<ul style="list-style-type: none"> <li>• Fungsi sosial Melaporkan, mengambil teladan, membanggakan</li> <li>• Struktur teks Dapat mencakup <ul style="list-style-type: none"> <li>- orientasi</li> <li>- urutan kejadian/kegiatan</li> <li>- orientasi ulang</li> </ul> </li> <li>• Unsur kebahasaan <ul style="list-style-type: none"> <li>- Kalimat deklaratif dan interogatif dalam <i>Simple Past tense</i></li> <li>- Adverbia dan frasa preposisional penunjuk waktu: <i>yesterday, last month, an hour ago</i>, dan sebagainya.</li> <li>- Adverbia penghubung waktu: <i>first, then, after that, before, at last, finally</i>, dan sebagainya.</li> <li>- Nomina singular dan plural dengan atau tanpa <i>a, the, this, those, my, their</i>, dsb.</li> <li>- Ucapan, tekanan kata, intonasi, ejaan, tanda baca, dan tulisan tangan</li> </ul> </li> </ul>	<ul style="list-style-type: none"> <li>- Menyimak guru membaca beberapa teks <i>recount</i> tentang pengalaman pribadi seseorang</li> <li>- Bertanya jawab tentang kejadian, kegiatan yang dialami secara kronologis</li> <li>- Menggunakan bagan alir untuk mempelajari alur cerita</li> <li>- Didektekan guru, menuliskan teks-teks pendek tersebut dengan tulisan tangan.</li> <li>- Melengkapi ringkasan pengalaman tsb. dengan kalimat-kalimat yang diambil teks, dengan ejaan dan tanda baca yang benar</li> <li>- Mengumpulkan informasi tentang pengalaman pribadi di waktu lampau untuk membuat teks-teks pendek dan sederhana</li> <li>- Saling mempresentasikan, menyimak dan bertanya jawab tentang</li> </ul>

Kompetensi Dasar	Materi Pembelajaran	Kegiatan Pembelajaran
<p>dan sederhana, terkait pengalaman pribadi di waktu lampau (<i>personal recount</i>), dengan memperhatikan fungsi sosial, struktur teks, dan unsur kebahasaan, secara benar dan sesuai konteks</p>	<ul style="list-style-type: none"> <li>• Topik Peristiwa, pengalaman yang terjadi di sekolah, rumah, dan yang dapat menumbuhkan perilaku yang termuat di KI</li> </ul>	<p>teks masing-masing dengan teman-temannya, secara lisan, dengan ucapan dan tekanan kata yang benar</p> <ul style="list-style-type: none"> <li>- Melakukan refleksi tentang proses dan hasil belajarnya</li> </ul>
<p>3.12 Membandingkan fungsi sosial, struktur teks, dan unsur kebahasaan beberapa teks khusus dalam bentuk pesan singkat dan pengumuman/ pemberitahuan (<i>notice</i>), dengan memberi dan meminta informasi terkait kegiatan sekolah, sesuai dengan konteks penggunaannya</p> <p>4.12. Teks pesan singkat dan pengumuman/ pemberitahuan (<i>notice</i>)</p> <p>4.12.1 Menangkap makna secara kontekstual terkait dengan fungsi sosial, struktur teks, dan unsur kebahasaan pesan singkat dan pengumuman/ pemberitahuan (<i>notice</i>) lisan dan tulis, sangat pendek dan sederhana, terkait kegiatan sekolah</p> <p>4.12.2 Menyusun teks khusus dalam bentuk pesan singkat dan pengumuman/ pemb</p>	<ul style="list-style-type: none"> <li>• Fungsi sosial Memberi informasi tindakan dilaksanakan sesuai yang diharapkan.</li> <li>• Struktur text Dapat mencakup: <ul style="list-style-type: none"> <li>- Judul atau tujuan pengumuman</li> <li>- Informasi rinci yang diumumkan</li> </ul> </li> <li>• Unsur kebahasaan <ul style="list-style-type: none"> <li>- Ungkapan-ungkapan yang lazim digunakan dalam pengumuman yang berbeda-beda</li> <li>- Nomina singular dan plural dengan atau tanpa <i>a, the, this, those, my, their</i>, dsb.</li> <li>- Ucapan, tekanan kata, intonasi, ejaan, tanda baca, dan tulisan tangan</li> </ul> </li> <li>• Topik Kegiatan, kejadian, peristiwa, dan hal penting bagi peserta didik dan guru yang dapat menumbuhkan perilaku yang termuat di KI</li> <li>• Multimedia Layout dan dekorasi yang membuat tampilan teks lebih menarik.</li> </ul>	<ul style="list-style-type: none"> <li>- Membaca dengan suara lantang setiap pengumuman/ pemberitahuan, dengan ucapan dan tekanan kata yang benar</li> <li>- Menyimak untuk menemukan perbedaan dan persamaan dari beberapa pengumuman/ pemberitahuan pendek dan sederhana, dengan menggunakan tabel analisis</li> <li>- Mempelajari contoh dan kemudian mempresentasikan hasil analisis tersebut di atas secara lisan, dengan ucapan dan tekanan kata yang benar</li> <li>- Membuat pengumuman/ pemberitahuan yang lazim dibuat di kelas dan sekolah, untuk kemudian ditempel di dinding kelas</li> <li>- Melakukan refleksi tentang proses dan hasil belajarnya</li> </ul>

Kompetensi Dasar	Materi Pembelajaran	Kegiatan Pembelajaran
<p>eritahuan (notice), sangat pendek dan sederhana, terkait kegiatan sekolah, dengan memperhatikan fungsi sosial, struktur teks, dan unsur kebahasaan, secara benar dan sesuai konteks</p>		
<p>3.13 Menafsirkan fungsi sosial dan unsur kebahasaan dalam lirik lagu terkait kehidupan remaja SMP/MTs</p> <p>4.13 Menangkap makna secara kontekstual terkait dengan fungsi sosial dan unsur kebahasaan lirik lagu terkait kehidupan remaja SMP/MTs</p>	<ul style="list-style-type: none"> <li>• Fungsi sosial Mengembangkan nilai-nilai kehidupan dan karakter yang positif</li> <li>• Unsur kebahasaan <ul style="list-style-type: none"> <li>- Kosakata dan tata bahasa dalam lirik lagu</li> <li>- Ucapan, tekanan kata, intonasi, ejaan, tanda baca, dan tulisan tangan</li> </ul> </li> <li>• Topik Hal-hal yang dapat memberikan keteladanan dan menumbuhkan perilaku yang termuat di KI.</li> </ul>	<ul style="list-style-type: none"> <li>- Membaca, menyimak, dan menirukan lirik lagu secara lisan</li> <li>- Menanyakan hal-hal yang tidak diketahui atau berbeda</li> <li>- Menyebutkan pesan yang terkait dengan bagian-bagian tertentu</li> <li>- Melakukan refleksi tentang proses dan hasil belajarnya</li> </ul>

## RENCANA PELAKSANAAN PEMBELAJARAN (RPP)

**Nama Sekolah** : MTs Guppi Samata  
**Mata Pelajaran** : Bahasa Inggris /Wajib  
**Kelas** : VIII MTs  
**Materi Pokok** : *Present tense* dan *past tenses*  
**Alokasi Waktu** : 2 x 1 JP (80 menit)  
**Kompetensi Inti** :

- KI 1:** Menghayati dan mengamalkan ajaran agama yang dianutnya
- KI 2:** Menghayati dan mengamalkan perilaku jujur, disiplin, tanggungjawab, peduli (gotong royong, kerjasama, toleran, damai), santun, responsif dan pro-aktif dan menunjukkan sikap sebagai bagian dari solusi atas berbagai permasalahan dalam berinteraksi secara efektif dengan lingkungan sosial dan alam serta dalam menempatkan diri sebagai cerminan bangsa dalam pergaulan dunia.
- KI 3:** Memahami, menerapkan, menganalisis pengetahuan faktual, konseptual, prosedural berdasarkan rasa ingin tahunya tentang ilmu pengetahuan, teknologi, seni, budaya, dan humaniora dengan wawasan kemanusiaan, kebangsaan, kenegaraan, dan peradaban terkait penyebab fenomena dan kejadian, serta menerapkan pengetahuan prosedural pada bidang kajian yang spesifik sesuai dengan bakat dan minatnya untuk memecahkan masalah.
- KI 4:** Mengolah, menalar, dan menyaji dalam ranah konkret dan ranah abstrak terkait dengan pengembangan dari yang dipelajarinya di sekolah secara mandiri, dan mampu menggunakan metoda sesuai kaidah keilmuan.

### A. Kompetensi Dasar:

- 1.1 Mensyukuri kesempatan dapat mempelajari bahasa Inggris sebagai bahasa pengantar Komunikasi internasional yang diwujudkan dalam semangat belajar.
- 2.1. Menunjukkan perilaku jujur, disiplin, percaya diri, dan bertanggung jawab dalam melaksanakan Komunikasi transaksional dengan guru dan teman.
- 3.1 Menganalisis fungsi sosial, struktur teks, dan unsur kebahasaan pada ungkapan memuji bersayap serta responnya, sesuai dengan konteks penggunaannya.
- 4.1 Menyusun teks lisan dan tulis untuk mengucapkan dan merespon pujian bersayap, dengan memperhatikan fungsi sosial, struktur teks, dan unsur kebahasaan yang benar dan sesuai konteks.

**B. Indikator :****(Sikap Spiritual)**

1.1.1. Menunjukkan semangat mengikuti pembelajaran

1.1.2. Menunjukkan keseriusan mengikuti pembelajaran

**(Sikap Sosial)**

2.1.1. Menunjukkan perilaku santun dalam berkomunikasi interpersonal dengan guru dan teman

2.1.2. Menunjukkan perilaku peduli dalam berkomunikasi interpersonal dengan guru dan teman

**(Pengetahuan)**

3.1.1. Mengidentifikasi ciri-ciri kalimat *present tense*, (fungsi sosial, struktur teks, dan unsur kebahasaan).

3.1.2. Menyebutkan perbedaan antar *present tenses* dan *past tenses* yang ada dalam bahasa Inggris.

3.1.3. Mengidentifikasi fungsi sosial, struktur teks, dan unsur kebahasaan pada *present tenses*.

**(Penerapan)**

4.1.1. Menyatakan dan menanyakan tindakan/kejadian yang dilakukan/terjadi di waktu lampau yang merujuk waktu terjadinya dengan yang merujuk pada kesudahannya dalam bahasa Inggris selama proses pembelajaran.

**Tujuan Pembelajaran :****(Sikap Spiritual)**

1.1.1 Siswa dapat menunjukkan semangat mengikuti pembelajaran.

1.1.2 Siswa dapat menunjukkan rasa antusias mengikuti pembelajaran.

**(Sikap Sosial)**

2.1.1. Siswa dapat menunjukkan perilaku santun dalam berkomunikasi interpersonal dengan guru dan teman.

2.1.2. Siswa dapat menunjukkan perilaku peduli dalam berkomunikasi interpersonal dengan guru dan teman.

**(Pengetahuan)**

3.1.1. Mengidentifikasi ciri-ciri kalimat *Present tense* dan *past tenses*, (fungsi sosial, struktur teks, dan unsur kebahasaan).

3.1.2. Menyebutkan perbedaan antar berbagai *Present tense* dan *past tenses* yang ada dalam bahasa Inggris

3.1.3. Menyatakan dan menanyakan tindakan/kejadian yang dilakukan/terjadi di waktu sekarang dan waktu lampau yang merujuk waktu terjadinya dalam bahasa Inggris selama proses pembelajaran.

3.1.4. Menuliskan dalam jurnal belajarnya permasalahan dalam menggunakan bahasa Inggris untuk menyatakan dan menanyakan tentang tindakan/kejadian yang dilakukan/terjadi di waktu sekarang dan lampau

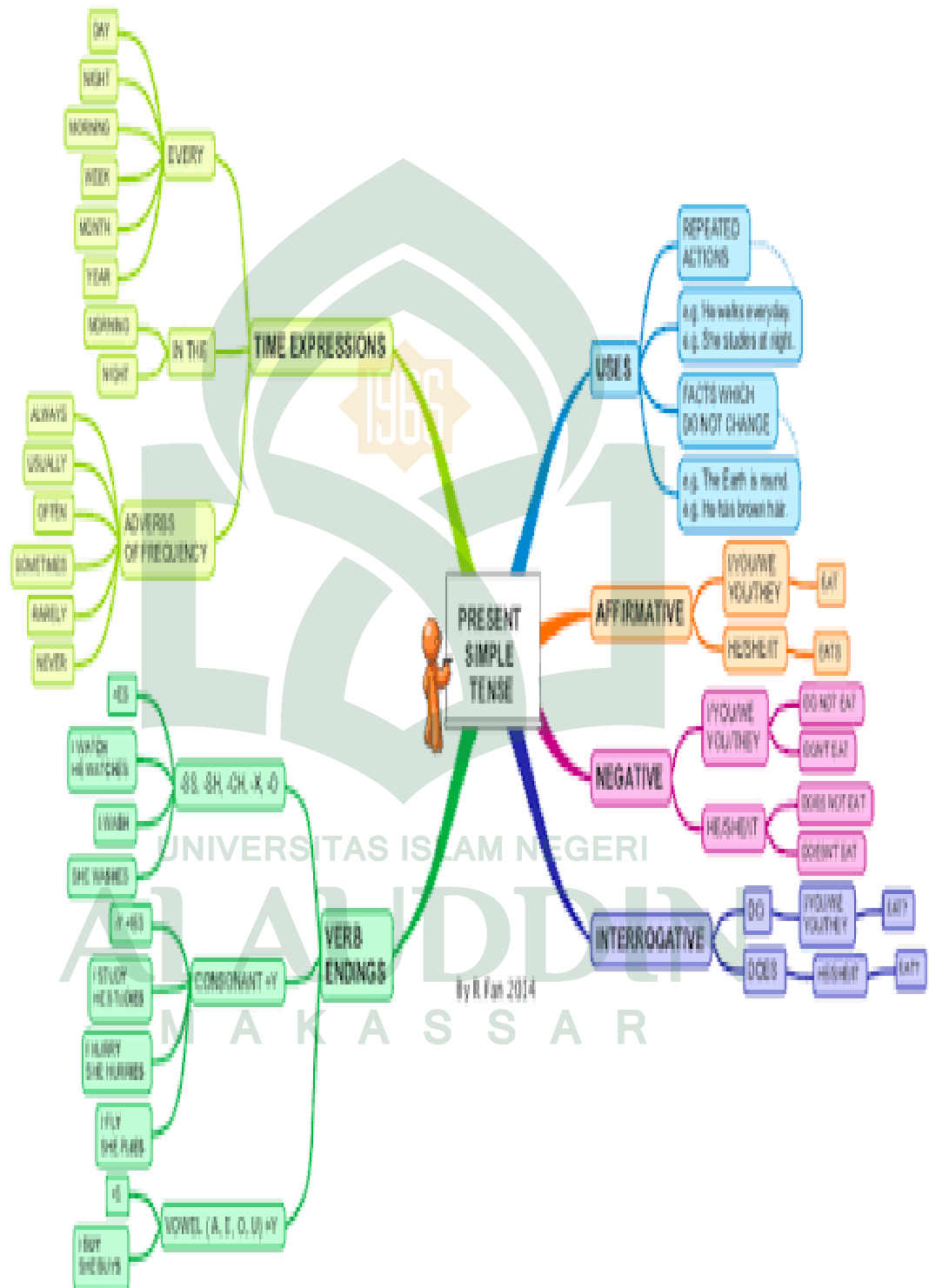
**(Penerapan)**

**4.1.1** Menuliskan dalam jurnal belajarnya permasalahan dalam menggunakan bahasa Inggris untuk menyatakan dan menanyakan tentang tindakan/kejadian yang dilakukan/terjadi di waktu lampau

**C. Materi :**

- Tindakan/kejadian yang dilakukan/terjadi di waktu sekarang dan waktu lampau yang merujuk waktu terjadinya, (*Present tense* dan *past tenses*)
- *Struktur teks*
  - *He works hard everyday*
  - *They cleaned the classroom yesterday*
- *Fungsi sosial* : Menjaga hubungan interpersonal dengan guru, teman dan orang lain.
- *Unsur kebahasaan:*
  - *Present tense* dan *past tenses*
  - Tata bahasa, ucapan, tekanan kata, intonasi, ejaan, tanda baca, tulisan tangan dan cetak yang jelas dan rapi.

**D. Metode :  
Mind Mapping**



**E. Media :**

Kertas, Sticky Note, Papan Tulis, Spidol

**F. Sumber :**

- Buku Bahasa Inggris for second Grade Kurikulum 2013
- Audio CD/
- SUARA GURU

**G. Langkah-langkah Pembelajaran :****1) Pre Teaching**

Guru	Siswa	Waktu
- memberi salam kepada siswa	- Siswa membalas salam guru	10'
- mengajak siswa berdoa	- Siswa berdoa bersama dengan guru	
- mengajak siswa untuk berkenalan dan berinteraksi	- Siswa memperkenalkan dirinya dan merespon interaksi guru	
- mengecek kehadiran siswa	- Siswa menyatakan kehadirannya dengan berkata, "I am here."	
- Menjelaskan tujuan pembelajaran	- Peserta didik menyimak tujuan pembelajaran dan penjelasan tentang manfaat menguasai materi pembelajaran.	

UNIVERSITAS ISLAM NEGERI

ALAUDDIN

M A K A S S A R

**2. while Teaching**

Guru	Siswa	Waktu
<b>a. Mengamati (Observing)</b>		
- mengkondisikan siswa untuk siap mengikuti pelajaran.	- Siswa siap mengikuti pelajaran tentang <i>Present tense</i> dan <i>past tenses</i>	10'
- Memberikan contoh kalimat <i>Simple Present tense</i> dan <i>past tenses</i>	- Peserta didik menirukan contoh-contoh kali	



	- mat kalimat <i>Simple Present tense</i> dan <i>past tenses</i>	
- Meminta siswa mengidentifikasi kalimat <i>Present tense</i> dan <i>past tenses</i>	- Dengan bimbingan dan arahan guru, peserta didik mengidentifikasi ciri-ciri kalimat <i>Present tense</i> dan <i>past tenses</i> (fungsi sosial, struktur teks, dan unsur kebahasaan).	

### b. Mempertanyakan (Questioning)

- meminta siswa untuk menyusun sebuah kalimat	- siswa menyusun sebuah kalimat secara individu.	15'
- meminta siswa untuk mengidentifikasi kalimat.	- siswa mengidentifikasi kalimat <i>Present tense</i> dan <i>past tenses</i>	
- meminta siswa untuk berdiskusi tentang perbedaan kalimat <i>Present tense</i> dan <i>past tenses</i>	- siswa berdiskusi tentang perbedaan kalimat <i>Present tense</i> dan <i>past tenses</i>	
- memberikan kesempatan untuk siswa memberitahukan hasil jawaban mereka	- siswa memberitahukan hasil jawaban mereka	
- memberikan kesempatan untuk siswa bertanya tentang materi yang belum dipahami	- Siswa bertanya tentang kesulitan dalam mempelajari <i>Present tense</i> dan <i>past tenses</i>	

### c. Mengeksplorasi (Exploring)

- Meminta siswa untuk masing-masing membuat contoh <i>Present tense</i> dan <i>past tenses</i>	- Siswa membuat contoh kalimat <i>Present tense</i> dan <i>past tenses</i>	20'
- meminta siswa menuliskan contoh yang mereka dapat di papan tulis	- menuliskan kalimat yang mereka buat	
- meminta siswa untuk menirukan pengucapan	- menirukan pengucapan kalimat	

kalimat.		
<b>d. Mengasosiasi (Associating)</b>		
- memberi siswa penjelasan mengenai fungsinya	- Siswa mendengarkan penjelasan guru	15'
- Meminta siswa untuk menyimpulkan materi	- Siswa menyimpulkan materi <i>Present tense</i> dan <i>past tenses</i>	
- Meminta siswa untuk memasang kata yang telah disusun secara acak	- Siswa memasang kata telah disusun secara acak	
- Meminta siswa untuk mengumpulkan salinan hasil kerjanya di meja guru	- Siswa mengumpulkan salinan hasil kerjanya di meja guru	
<b>e. Mengkomunikasikan (Communicating)</b>		
- memberi masukan baik dari aspek struktur teks, kebahasaan maupun ucapan, tekanan kata dan intonasi	- Siswa mencatat semua masukan guru baik dari aspek struktur teks, kebahasaan maupun ucapan, tekanan kata dan intonasi	

### 3. Post Teaching

Guru	Siswa	Waktu
- memberi panduan menyimpulkan hasil pembelajaran	- Siswa dengan panduan guru menyimpulkan hasil pembelajaran	5'
- memberikan tugas tidak terstruktur kepada siswa secara individu untuk mengirimkan pesan teks ungkapan complimenting kepada guru	- siswa secara individu untuk mengirimkan pesan teks ungkapan complimenting kepada guru	
- meminta siswa menyampaikan pendapat atau perasaan atas pembelajaran yang dilakukan	- Siswa menyampaikan pendapat atau perasaan atas pembelajaran yang dilakukan	
- memberikan penugasan terstruktur individu dengan membaca pelajaran	- Siswa membaca pelajaran berikutnya	

berikutnya		
- menyampaikan rencana kegiatan pertemuan berikutnya	- Siswa mendengarkan penjelasan guru tentang rencana kegiatan pertemuan berikutnya	

#### H. Penilaian :

- 1) Penilaian sikap spiritual dan sosial
  - a. Instrumen penilaian sikap spiritual (lembar pengamatan terlampir)
  - b. Instrumen penilaian sikap sosial (lembar pengamatan terlampir)
- 2) Penilaian pengetahuan dilakukan dengan : Tes Tertulis (soal terlampir)
- 3) Penilaian penerapan dilakukan dengan penilaian rubrik (lembar rubrik terlampir)

Makassar, 24 Februari 2017

UNIVERSITAS ISLAM NEGERI  
**ALAUDDIN**  
 M A K A S S A R

## Lampiran 2 :

### Kisi-kisi soal pengetahuan dan penerapan

No	Kompetensi Inti	Kompetensi Dasar	Kelas/ semester	Materi Pokok	Indikator soal	Nomor soal
1	<p>KI.3 Memahami, menerapkan, menganalisis pengetahuan faktual, konseptual, prosedural berdasarkan rasa ingin tahunya tentang ilmu pengetahuan, teknologi, seni, budaya, dan humaniora dengan wawasan kemanusiaan, kebangsaan, kenegaraan, dan peradaban terkait penyebab fenomena dan kejadian, serta menerapkan pengetahuan prosedural pada bidang kajian yang spesifik</p>	<p>KD.3.2 Mengidentifikasi ciri-ciri kalimat presen tense, (fungsi sosial, struktur teks, dan unsur kebahasaan).</p>	VIII/1	Teks lisan dan tulis untuk menunjukkan pengertian dan perbedaan present dan past tenses.	<ul style="list-style-type: none"> <li>- siswa mengidentifikasi kasi kalimat <i>Present tense</i> dan <i>past tenses</i></li> <li>- siswa menyusun sebuah kalimat secara individu.</li> <li>- siswa berdiskusi tentang perbedaan kalimat <i>Present tense</i> dan <i>past tenses</i></li> <li>-</li> </ul>	<p>1-5 (PG)</p> <p>6-10 (PG)</p>

	sesuai dengan bakat dan minatnya untuk memecahkan masalah.					
2	<p>KI.4 Mengolah, menalar, dan menyaji dalam ranah konkret dan ranah abstrak terkait dengan pengembangan dari yang dipelajarinya di sekolah secara mandiri, dan mampu menggunakan metoda sesuai kaidah keilmuan</p>	<p>KD.4.2 Menyatakan dan menanyakan tindakan /kejadian yang dilakukan terjadi di waktu sekarang dan waktu lampau merujuk pada waktu terjadinya dalam bahasa inggris selama proses pembelajaran.</p>	VIII/1	<p>Teks lisan dan tulis untuk menunjukkan pengertian dan perbedaan present dan past tenses.</p>	<p>Siswa diminta untuk membuat teks dialog yang berisikan kejadian present dan past tenses</p>	11 (uraian)

Name :

Class :

Reg. Number :

**Istrument**

**Choose the best answer below !**

1. Maria and her family ..... in the yard this morning.  
a. were      b. are      c. sitting      d. Sits
2. Some tourist ..... many beautiful places in Bali last year.  
a. visiting      b. visit  
c. visited      d. were visited
3. Were you busy with your job yesterday? You ..... to my party.  
a. don't come      b. aren't come  
c. didn't come      d. didn't came
4. Mrs. Anggie didn't shop in a large supermarket, but she ..... in a small store.  
a. shopping      b. shopped      c. shop      d. didn't shop
5. Jack ..... me on phone this morning.  
a. called      b. calling      c. tell      d. say
6. Jane ..... in the library. She is searching some literatures.  
a. am      b. are      c. is      d. Were
7. I have curly hair but my sister ..... straight hair.  
a. had      b. doesn't have      c. have      d. Has
8. Most of English students always..... English in the class everyday.  
a. speaks      b. speak      c. are speak      d. Spoke
9. My father ..... coffee, but my uncle likes coffee very much.  
a. aren't like      c. don't like  
b. doesn't like      d. isn't like
10. Where ..... the women attend the seminar today ?  
a. do      b. are      c. did      d. Were

**supply the present or past tenses in the following sentences !**

11. Mr. Rahmad (ask) all student to do experiment this morning.
12. Tono (climb) mountain Merbabu two weeks ago.
13. Dona (forget) to do the homework this morning
14. My brother (write) me a letter yesterday.
15. We (go) back to Semarang at 3 o'clock yesterday afternoon.

**Choose the letter of underline word or group of words that is not correct.**

16. She must joined this show to support the other.  
A B C D
17. Yayat drink many vegetables juices every night to his dinner.  
A B C D
18. She want to make friendship with everyone.  
A B C D
19. Harry canceled his vacation everyday because of his business.  
A B C D
20. No one know what actually just has happened today.  
A B C D

Name :  
Class:  
Reg. Number :

**I. Choose the best answer below !**

1. He didn't . . . . . the answer for that question

- a. Knew
- b. Knows
- c. Know
- d. Knowing

2. I . . . . . my Job Training last month.

- a. Finish
- b. Had finish
- c. Finishing
- d. Finished

3. . . . . you sleep early last night?

- a. Do
- b. Did
- c. Does
- d. Don't

4. He usually . . . some books every day.

- a. reads
- b. read
- c. Reading
- d. to read

5. My Brother . . . a great job.

- a. Is doing
- b. Are doing
- c. Are do
- d. is do

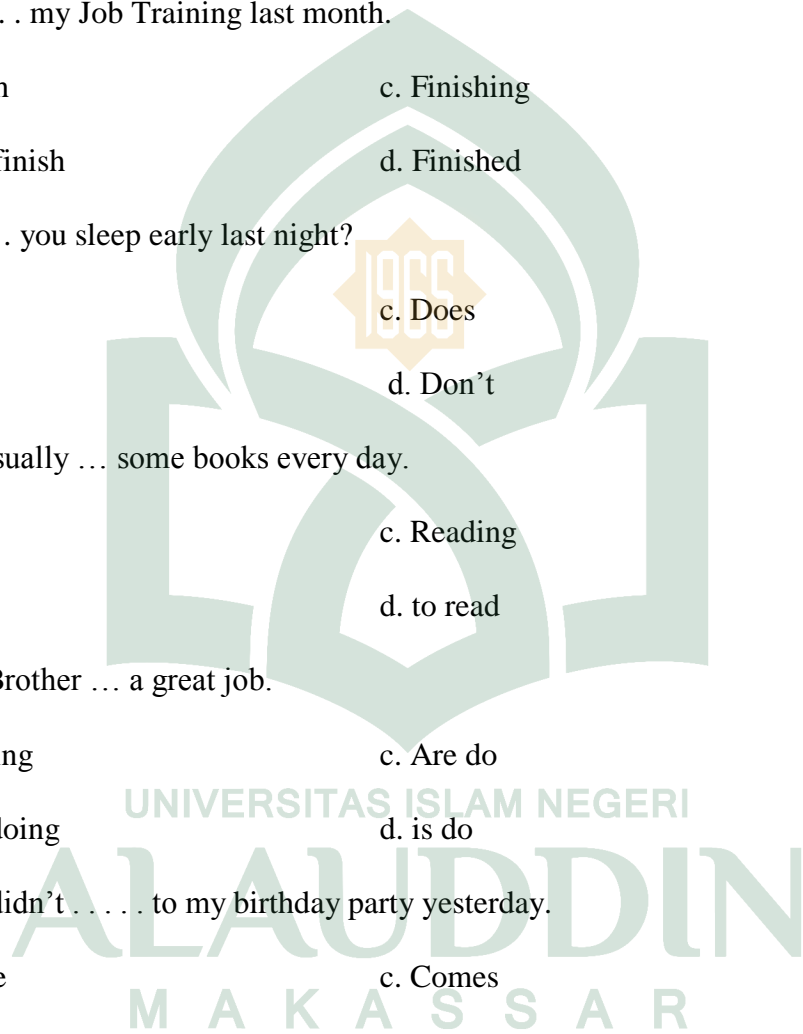
6. She didn't . . . . . to my birthday party yesterday.

- a. Come
- b. Came
- c. Comes
- d. Coming

7. Our English teacher . . . . . sick yesterday.

- a. Is
- b. Were
- c. Was
- d. Are

8. My friend and I . . . . . English at EnglishShop everyday





Name :  
Class:  
Reg. Number :

A. learn    C. Learning

B. learns    d. to learn

9. She \_\_\_\_ happy because he is there.

a. be    c. are

b. is     d. to be

10. Retna \_\_\_\_\_ the problems that she will face soon.

a. don't know    c. doesn't knows

b. don't knows    d. doesn't know

**II. Change the sentences into negative and interrogative!**

11. Grandfather drinks coffee every morning.

(-).....

(?).....

12. The tour guide talks to the tourist.

(-).....

(?).....

13. Mr. Jhon speaks japanese in the meeting.

(-).....

(?).....

14. The boy takes a bath twice a day.

(-).....

(?).....

Name :  
Class:  
Reg. Number :

15. Tiara reads a magazine every morning.

(-). .....

(?). .....

**III. Choose the letter of underline word or group of words that is not correct.**

16. She must joined this show to support the other.

A      B                                      C      D

17. They didn't choose Drake as their leader every month.

A      B                                      C      D

18. She forgets about taking and to give her things because of her activities.

A                      B                      C                      D

19. The student buy some souvenirs on Bali last month.

A                      B                      C                      D

20. Mr. Rahmad ask all student to do experiment this morning.

A      B      C      D

**APPENDIX II. The Result of the Students Pre-Test in Experimental Class**

**VIII A**

No	Nama	Kelas	Penilaian (Benarnya Berapa)			Persentase (%)			Hasil
			Pilihan Ganda	Isian	Essay	Pilihan Ganda (20 %)	Isian (50 %)	Essay (30%)	
1	Alfi Allfiansyah	VIII A	2	4	0	4	40	0	44
2	Bagas	VIII A	2	2	0	4	20	0	24
3	Dandi	VIII A	2	2	0	4	20	0	24
4	Dillah	VIII A	4	1	0	8	10	0	18
5	Fadel Muh Azis	VIII A	2	4	0	4	40	0	44
6	Idul	VIII A	1	0	2	2	0	16	18
7	Indar Wati Birming	VIII A	2	5	0	4	50	0	54
8	Muh Ardiansyah	VIII A	2	0	1	4	0	8	12
9	Muh Iqbal	VIII A	3	0	1	6	0	8	14
10	Muh. Akbar Ardianto	VIII A	3	0	0	6	0	0	6
11	Muh. Resal Nur Islami	VIII A	2	3	0	4	30	0	34
12	Nauval Imron	VIII A	3	1	1	6	10	8	24
13	Nur Andini Syam	VIII A	2	1	0	4	10	0	14
14	Nurul Fauziah	VIII A	4	4	0	8	40	0	48
15	Syafiq Firmansyah Zaenal	VIII A	1	2	1	2	20	8	30
16	Wahyu Try Putra	VIII A	4	2	1	8	20	8	36

M A K A S S A R

**APPENDIX III. The Result of the Students Post-Test in Experimental Class**

**VIII A**

No	Nama	Kelas	Penilaian (Benarnya Berapa)			Persentase (%)			Hasil
			Pilihan Ganda	Isian	Essay	Pilihan Ganda (20 %)	Isian (50 %)	Essay (30%)	
1	Alfi Allfiansyah	VIII A	8	4	2	16	32	16	64
2	Bagas Saputra	VIII A	6	2,4	3	12	19,2	24	55,2
3	Dandi	VIII A	2	3	2	4	24	16	44
4	Dillah	VIII A	8	3	3	16	24	24	64
5	Fadel Muh Azis	VIII A	2	4	2	4	32	16	52
6	Idul	VIII A	5	4	0	10	32	0	42
7	Indar Wati Birming	VIII A	7	5	2	14	40	16	70
8	Muh Ardiansyah	VIII A	3	1	2	6	8	16	30
9	Muh Iqbal	VIII A	3	4	2	6	32	16	54
10	Muh. Akbar Ardianto	VIII A	2	3,8	2	4	30,4	16	50,4
11	Muh. Resal Nur Islami	VIII A	7	4	3	14	32	24	70
12	Nauval Imron	VIII A	3	2,8	0	6	22,4	0	28,4
13	Nur Andini Syam	VIII A	7	3,7	1	14	29,6	8	51,6
14	Nurul Fauziah	VIII A	8	4,5	4	16	36	32	84
15	Syafiq Firmansyah Zaenal	VIII A	7	4	1	14	32	8	54
16	Wahyu Try Putra	VIII A	6	3,2	3	12	25,6	24	61,6

**APPENDIX IV. The Result of the Students Pre-Test in Control Class**

**VIII B**

No	Nama	Kelas	Penilaian (Benarnya Berapa)			Persentase (%)			Hasil
			Pilihan Ganda	Isian	Essay	Pilihan Ganda (20 %)	Isian (50 %)	Essay (30%)	
1	Kamelis Nurdin	VIII B	3	0	1	6	0	6	12
2	Marliana	VIII B	3	1	1	6	10	6	22
3	Muh Ahmad Nur	VIII B	2	5	0	4	50	0	54
4	Muh Rafli	VIII B	1	5	1	2	50	6	58
5	Muh Syukur	VIII B	3	5	1	6	50	6	62
6	Muh Yahya	VIII B	1	1	2	2	10	12	24
7	Nurhayati	VIII B	4	0	1	8	0	6	14
8	Putri Febrian	VIII B	3	1	2	6	10	12	28
9	Sindy	VIII B	2	1	1	4	10	6	20
10	Wandi Triady	VIII B	1	5	0	2	50	0	52
11	Zaki Mubarak	VIII B	0	5	0	0	50	0	50
12	Zabri Nurhaq	VIII B	2	5	0	0	50	0	50
13	Rifki Ausan	VIII B	2	1	1	4	10	6	20
14	Nur Hidayanti	VIII B	1	1	2	2	10	12	24
15	Nur Lola	VIII B	0	5	0	0	50	0	50
16	Dewi Fortuna	VIII B	1	1	1	0	10	6	16

**APPENDIX V. The Result of the Students Post-Test in Control Class**

**VIII B**

No	Nama	Kelas	Penilaian (Benarnya Berapa)			Persentase (%)			Hasil
			Pilihan Ganda	Isian	Essay	Pilihan Ganda (20 %)	Isian (50 %)	Essay (30%)	
1	Kamelia Nurdin	VIII B	4	2	0	8	20	0	28
2	Marliana	VIII B	3	3	1	6	30	6	42
3	Muh.Ahmad Nur	VIII B	2	1,5	0	4	15	0	19
4	Muh Rafli	VIII B	2	5	2	4	50	12	66
5	Muh Syukur	VIII B	4	4,2	1	8	42	6	56
6	Muh Yahya	VIII B	5	2,6	0	0	26	0	26
7	Nur Hayati	VIII B	4	3	1	8	30	6	44
8	Putri Febrian	VIII B	2	4	0	4	40	0	44
9	Sindy	VIII B	3	1,5	0	6	15	0	21
10	Wandi Triadi	VIII B	4	1,3	1	8	13	6	27
11	Zaki Mubarak	VIII B	3	3,9	0	0	39	0	39
12	Shabrina Nurhaq	VIII B	4	5	2	8	50	12	70
13	Rifki Ausan	VIII B	4	3,6	1	8	36	6	50
14	Nur Hidayanti	VIII B	1	3,8	3	0	38	18	56
15	Nur Lola	VIII B	2	3,9	3	4	39	18	61
16	Dewi Fortuna	VIII B	4	3	0	8	30	0	38

**APPENDIX VI**  
**Score of Students' Pre-test and Post-test in Experimental Class**  
**VIII A**

No	Nama	Pre Test		Post Test	
		Score (X)	$X_1^2$	Score (X)	$X_1^2$
1	alfi allfiansyah	44	1936	64	4096
2	bagas	24	576	55,2	3047,04
3	dandi	24	576	44	1936
4	dillah	18	324	64	4096
5	fadel muh azis	44	1936	52	2704
6	idul	18	324	42	1764
7	indar wati birming	54	2916	70	4900
8	muh ardiansyah	12	144	30	900
9	muh iqbal	14	196	54	2916
10	muh. Akbar ardianto	6	36	50,4	2540,16
11	muh. Resal nur islami	34	1156	70	4900
12	nauval imron	24	576	28,4	806,56
13	nur andini syam	14	196	51,6	2662,56
14	nurul fauziah	48	2304	84	7056
15	syafiq firmansyah zaenal	30	900	54	2916
16	wahyu try putra	36	1296	61,6	3794,56
Total		444	15392	875,2	51034,88



**APPENDIX VII**  
**Score of Students' Pre-test and Post-test in Control Class**  
**VIII B**

No	Nama	Pre Test		Post Test	
		Score (X)	$X_2^2$	Score (X)	$X_2^2$
1	kamelis nurdin	12	144	28	784
2	marliana	22	484	42	1764
3	muh ahmad nur	54	2916	19	361
4	muh rafli	58	3364	66	4356
5	muh syukur	62	3844	56	3136
6	muh yahya	24	576	26	676
7	nurhayati	14	196	44	1936
8	putri febrian	28	784	44	1936
9	sindy	20	400	21	441
10	wandi triady	52	2704	27	729
11	zaki mubarok	50	2500	39	1521
12	zabri nurhaq	50	2500	70	4900
13	hasri anggi mustari	20	400	50	2500
14	yayan mula putra ramdan	24	576	56	3136
15	ahmad yani	50	2500	61	3721
16	muh jafar juma ali	16	256	38	1444
Total		556	24144	687	33341

## APPENDIX VIII

### The Mean Score of Experimental and Controlled Class

#### A. Experimental Class

1. Pre-test

$$\bar{X}_1 = \frac{\Sigma X}{N}$$

$$\bar{X}_1 = \frac{444}{16}$$

$$\bar{X}_1 = 27,75$$

2. Post-test

$$\bar{X}_1 = \frac{\Sigma X}{N}$$

$$\bar{X}_1 = \frac{875,2}{16}$$

$$\bar{X}_1 = 54,70$$

#### A. Control Class

1. Pre-test

$$\bar{X}_2 = \frac{\Sigma X}{N}$$

$$\bar{X}_2 = \frac{556}{16}$$

$$\bar{X}_2 = 34,75$$

2. Post-test

$$\bar{X}_2 = \frac{\Sigma X}{N}$$

$$\bar{X}_2 = \frac{687}{16}$$

$$\bar{X}_2 = 42,94$$

UNIVERSITAS ISLAM NEGERI

ALAUDDIN  
M A K A S S A R

## APPENDIX IX

### Standard Deviation of Experimental and Controlled Class

#### A. Experimental Class

$$SD = \frac{\sqrt{\sum x^2 - \frac{(\sum X)^2}{N}}}{N - 1}$$

D = Standard Deviation

$\Sigma$  = Total Row Score

N = Total Number of the Students

##### 1. Pre Test

$$SD = \frac{\sqrt{\sum x^2 - \frac{(\sum X)^2}{N}}}{N - 1}$$

$$= \frac{\sqrt{15.392 - \frac{(444)^2}{16}}}{16 - 1}$$

$$= 14,31$$

##### 2. Post Test

$$SD = \frac{\sqrt{\sum x^2 - \frac{(\sum X)^2}{N}}}{N - 1}$$

$$= \frac{\sqrt{51.034,88 - \frac{(875,2)^2}{16}}}{16 - 1}$$

$$= 14,52$$

#### B. Controlled Class

##### 1. Pre Test

$$SD = \frac{\sqrt{\sum x^2 - \frac{(\sum X)^2}{N}}}{N - 1}$$

$$= \frac{\sqrt{24.144 - \frac{(556)^2}{16}}}{16 - 1}$$

$$= 17,93$$

##### 2. Post Test

$$SD = \frac{\sqrt{\sum x^2 - \frac{(\sum X)^2}{N}}}{N - 1}$$

$$= \frac{\sqrt{33.341 - \frac{(687)^2}{16}}}{16 - 1}$$

$$= 16,01$$

## APPENDIX X

### The Significance Different

#### 1. t- Test

$$\frac{\bar{X}_1 - \bar{X}_2}{\sqrt{\left(\frac{S_1 + S_2}{n_1 + n_2 - 2}\right)\left(\frac{1}{n_1} + \frac{1}{n_2}\right)}}$$

Where :  $S_1 = \sum X_1^2 - \frac{(\sum X_1)^2}{N}$        $S_2 = \sum X_2^2 - \frac{(\sum X_2)^2}{N}$

$$51.034,88 - \frac{(875,2)^2}{16} \quad 33.341 - \frac{(687)^2}{16}$$

$$= 3.161,44 = 3.842,94 \quad a^2 + b^2 = c^2 = c^2$$

$$= \frac{\bar{X}_1 - \bar{X}_2}{\sqrt{\left(\frac{S_1 + S_2}{n_1 + n_2 - 2}\right)\left(\frac{1}{n_1} + \frac{1}{n_2}\right)}}$$

$$= \frac{54,70 - 42,94}{\sqrt{\left[\frac{3161,44 + 3842,94}{16 + 16 - 2}\right]\left[\frac{1}{16} + \frac{1}{16}\right]}}$$

$$= \frac{11,76}{\sqrt{\left[\frac{7004,38}{30}\right]\left[\frac{2}{16}\right]}}$$

$$= \frac{11,76}{\sqrt{(233,48)(0.12)}}$$

$$= \frac{11,76}{\sqrt{29,185}}$$

$$= \frac{11,76}{\sqrt{29,185}}$$

$$= \frac{11,76}{5,402}$$


$$t_{test} = 2,177$$

## 2. t- Table

For level of significance (D) = 0.05

Degree of freedom (df) =  $(N_1 + N_2) - 2 = (16 + 16) - 2 = 30$

t – Table = 2.042



## APPENDIX XI

### Distribution of T-table

Df	Level of Significance for two-tailed test					
	0,5	0,2	0,1	0,05	0,02	0,01
	Level of Significance for one-tailed test					
	0,25	0,1	0	0,025	0,01	0,005
1	1.000	3.078	6.314	12.706	31,821	63.657
2	0.816	1.886	2.920	4.303	6.965	9.926
3	0.765	1.638	2.353	3.183	4.541	5.841
4	0.741	1.533	2.132	2.776	3.747	4.604
5	0.727	1.476	2.015	2.571	3.365	4.032
6	0.718	1.440	1.943	2.447	2.143	3.707
7	0.711	1.451	1.895	2.365	2.998	3.499
8	0.706	1.397	1.860	2.306	2.896	3.355
9	0.703	1.383	1.833	2.262	2.821	3.250
10	0.700	1.372	1.812	2.226	2.764	3.169
11	0.697	1.363	1.769	2.201	2.718	3.106
12	0.695	1.356	1.782	2.179	2.681	3.055
13	0.694	1.350	1.771	2.160	2.650	3.120
14	0.692	1.345	1.761	2.143	2.624	2.977
15	0.691	1.341	1.753	2.331	2.604	2.947
16	0.690	1.337	1.746	2.120	2.583	2.921
17	0.689	1.333	1.740	2.110	2.567	2.898
18	0.688	1.330	1.734	2.101	2.552	2.878
19	0.688	1.328	1.729	2.093	2.539	2.861
20	0.687	1.325	1.725	2.086	2.528	2.845
21	0.686	1.323	1.721	2.080	2.518	2.831
22	0.686	1.321	1.717	2.074	2.505	2.819
23	0.685	1.319	1.714	2.690	2.500	2.807
24	0.685	1.318	1.711	2.640	2.492	2.797
25	0.684	1.316	1.708	2.060	2.485	2.787
26	0.684	1.315	1.706	2.056	2.479	2.779
27	0.684	1.314	1.703	2.052	2.473	2.771
28	0.683	1.313	1.701	2.048	2.467	2.763

29	0.683	1.311	1.699	2.045	2.462	2.756
<b>30</b>	0.683	1.310	1.697	<b>2.042</b>	2.457	2.750
40	0.681	1.303	1.684	2.021	2.423	2.704
60	0.679	1.296	1.671	2.000	2.390	2.660
120	0.677	1.289	1.658	2.890	2.358	2.617



UNIVERSITAS ISLAM NEGERI  
**ALAUDDIN**  
M A K A S S A R



## CURRICULUM VITAE



The researcher Fitria Sukaeni was born on March 12<sup>th</sup> 1995 in Sailong, she has the greatest and best parents, Saollah Mappanganro and Sakoyang she is the last child in family.

The researcher began her study in SDI Sailong, South Sulawesi and graduated in 2007, she continued her study in Pondok Pesantren Pembangunan Guppi Samata Gowa she graduated in 2010, then she continued her study in SMKN 02 Somba Opu graduated in 2013.

In 2013 she continued her study at Alauddin State Islamic University of Makassar. She was majoring in English Education Department in Tarbiyah And Science Faculty.

UNIVERSITAS ISLAM NEGERI  
**ALAUDDIN**  
M A K A S S A R