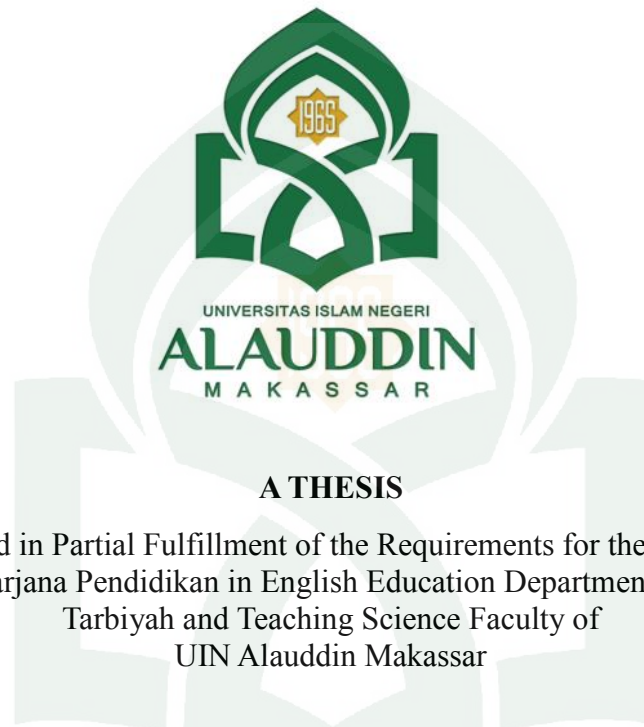


**INCREASING STUDENTS' LEXICAL ITEMS TO PRODUCE  
VOCABULARY THROUGH GRAMMAR TRANSLATION METHOD AT  
SECOND GRADE OF MTs. BORO JENEPONTO REGENCY**



**A THESIS**

Submitted in Partial Fulfillment of the Requirements for the Degree of  
Sarjana Pendidikan in English Education Department of  
Tarbiyah and Teaching Science Faculty of  
UIN Alauddin Makassar

By

**NURDIANA. M**  
Reg. No. 20400113039

UNIVERSITAS ISLAM NEGERI  
**ALAUDDIN**  
MAKASSAR

**ENGLISH EDUCATION DEPARTMENT  
TARBIYAH AND TEACHING SCIENCE FACULTY  
UIN ALAUDDIN MAKASSAR**

**2017**

## PERNYATAAN KEASLIAN SKRIPSI

Mahasiswi yang bertanda tangan di bawah ini:

Nama : Nurdiana. M  
NIM : 20400113039  
Tempat/Tgl. Lahir : Kampung tangnga 05 November 1995  
Jurusan : Pendidikan Bahasa Inggris  
Fakultas : Tarbiyah dan Keguruan  
Alamat : Jl. Talasalapang No. 5a Makassar  
Judul : *Increasing Students' Lexical Items to Produce Vocabulary through Grammar Translation Method at the Second Grade of MTs Boro Jeneponto Regency.*

Menyatakan dengan sesungguhnya dan penuh kesadaran bahwa skripsi ini benar adalah hasil karya sendiri. Jika kemudian hari terbukti bahwa skripsi ini merupakan duplikat, tiruan, plagiat, atau dibuat oleh orang lain, sebagian atau seluruhnya, maka skripsi dan gelar yang diperoleh karenanya batal demi hukum.

Makassar, 2017

Penyusun,



**NURDIANA. M**

**20400113039**

## PENGESAHAN SKRIPSI

Skripsi yang berjudul "Increasing Students' Lexical Items to Produce Vocabulary through Grammar Translation Method at the Second Grade of MTs. Boro Jeneponto Regency.", yang disusun oleh Nurdiana.M, NIM: 20400113039, mahasiswa Jurusan Pendidikan Bahasa Inggris pada Fakultas Tarbiyah dan Keguruan UIN Alauddin Makassar, telah diujikan dan dipertahankan dalam sidang munaqasyah yang diselenggarakan pada hari Senin, tanggal 27 November 2017 yang bertepatan dengan tanggal 8 Rabiul Awal 1439 H dan dinyatakan telah dapat diterima sebagai salah satu syarat untuk memperoleh gelar Sarjana Pendidikan (S.Pd) pada Fakultas Tarbiyah dan Keguruan, Jurusan Pendidikan Bahasa Inggris dengan beberapa perbaikan.

Samata – Gowa, 27 November 2017 M  
8 Rabiul Awal 1439 H

### DEWAN PENGUJI

(SK. Dekan No. 2951 Tertanggal 24 November Tahun 2017)

Ketua : Dr. Muljono Damopolii, M.Ag.

Sekretaris : Dr. Hamka, M.Th.I.

Munaqisy I : Dr. Kamsinah, M.Pd.

Munaqisy II : Dr. Kaharuddin, S.Ip., M.Hum.

Pembimbing I : Dr. H. Wahyuddin Naro, M.Hum.

Pembimbing II: Dahniar, S.Pd., M.Pd.

(.....)

(.....)

(.....)

(.....)

(.....)

(.....)

Diketahui oleh:

Dekan Fakultas Tarbiyah dan Keguruan

(UIN Alauddin Makassar, //

Dr. H. Muhammad Amri, Lc., M.Ag.  
NIP. 19730120 200312 1 001

## PERSETUJUAN PEMBIMBING

Pembimbing penulisan skripsi saudari **NURDIANA. M**, NIM : 20400113039 mahasiswi Jurusan Pendidikan Bahasa Inggris pada Fakultas Tarbiyah dan Keguruan UIN Alauddin Makassar, setelah meneliti dan mengoreksi secara seksama skripsi yang bersangkutan dengan judul ” *Increasing Students' Lexical Items to Produce Vocabulary through Grammar Translation Method at the Second Grade of MTs Boro Jeneponto Regency*” memandang bahwa skripsi tersebut telah memenuhi syarat-syarat ilmiah dan dapat disetujui ke sidang munaqsah.

Makassar, 2017

**Pembimbing I**



**Dr. H. Wahyuddin Naro, M.Hum.**  
NIP. 19671231 199303 1 030

**Pembimbing II**



**Dahniar, S.Pd., M.Pd.**  
NUPN. 9920100353



## ACKNOWLEDGEMENT

### **Bismillahirrahmanirrahim**

*Alhamdulillah Rabbil Alamin*, The researcher would like to praise and express her high gratitude to Allah SWT., who has given the blessing, health, opportunity and inspiration to finish this research. And also, She does not forget to express Salam and Sholawat to the prophet Muhammad saw who has guided Muslims from the darkness to the lightness and brought us from the stupidity to the cleverness era.


The researcher realizes that, this research would not finish without helping and the guidance from the other people, so the research would like to express her deepest thanks to the following person:

1. **Prof. Dr. Musafir Pababbari, M.Si** the Rector of Islamic State University of Alauddin Makassar for his advice during she studied at the university.
2. **Dr. H. Muhammad Amri, Lc., M.Ag.** The Dean of Tarbiyah and Teaching Science Faculty for advice and motivation.
3. **Dr. Kamsinah, M.Pd.I,** and **Sitti Nurpahmi, S.Pd., M.Pd,** The Head and the Secretary of English Department of Tarbiyah and Teaching Science Faculty of Alauddin State Islamic University (UIN) Makassar and all of the staffs.
4. The researcher's consultants, **Dr. H. Wahyuddin Naro, M.Hum.,** and **Dahniar, S.Pd.,MP.d.** who have helped, guided, and supported the researcher during the writing of this thesis.

5. **Rahmawati S.Pd.i**, the headmaster of MTs Boro Jeneponto who has given permission for the researcher to conduct the study there, and the entire teachers, especially for **Nur hasna S.Pd**, the English teachers for all the time, the information about the teaching-learning process of English and also the school administration staff, thanks for the cooperation.
6. The second grade students of MTs Boro Jeneponto **II A** in academic year 2016-2017 who gave their time to participate in her research.
7. Beloved parents, **Maming** and **Haspia** who always love, pray, motivate and support the researcher for all of their life. The greatest persons in researcher's heart ever and also
8. For the researcher best friends, **Andi Alifia Humaira Hamzah, Amria, Nursida, Ria reski Awal, Sahar, Hardianti, Mitasari** and thanks for their help, support, attention, suggestion, in writing this thesis.
9. Her beloved family of English education department group 1 and 2 (**Academic year 2013**) gives her much love and motivation.

UNIVERSITAS ISLAM NEGERI  
**ALAUDDIN**  
M A K A S S A R

Makassar, 2017  
The researcher,

  
**Nurdiana. M**  
**NIM: 20400113039**

## TABLE OF CONTENTS

	<b>Pages</b>
<b>COVER PAGE</b> .....	<b>i</b>
<b>PERNYATAAN KEASLIAN SKRIPSI</b> .....	<b>ii</b>
<b>PERSETUJUAN PEMBIMBING</b> .....	<b>iii</b>
<b>PENGESAHAN SKRIPSI</b> .....	<b>iv</b>
<b>ACKNOWLEDGEMENTS</b> .....	<b>v</b>
<b>TABLE OF CONTENTS</b> .....	<b>vi</b>
<b>LIST OF TABLES</b> .....	<b>vii</b>
<b>LIST OF FIGURES</b> .....	<b>ix</b>
<b>LIST OF APPENDICES</b> .....	<b>x</b>
<b>ABSTRACT</b> .....	<b>xi</b>
<b>CHAPTER I INTRODUCTION</b>	
A. Background .....	1
B. Research Problem.....	5
C. Research Objective.....	5
D. Research Significance .....	5
E. Research Scope .....	6
F. Operational Definition of Term .....	6
<b>CHAPTER II REVIEW OF RELATED LITERATURES</b>	
A. Some Previous Related Studies.....	8
B. Some Pertinent Ideas .....	10
1. Vocabulary .....	10
2. Morphology.....	16
3. Grammar translation method.....	18
<b>CHAPTER III RESEARCH METHOD</b>	
A. Research Method.....	27
B. Research Participant.....	29
C. Research Target .....	29
D. Research Instrument .....	30
E. Data Collecting Procedure .....	31

F. Data Analysis Technique .....	31
<b>CHAPTER IV FINDINGS AND DISCUSSION</b>	
A. Findings.....	33
1. First Cycle .....	37
2. Second Cycle .....	41
B. Discussion .....	44
<b>CHAPTER V CONCLUSIONS AND SUGGESTIONS</b>	
A. Conclusions .....	48
B. Suggestions .....	49
<b>BIBLIOGRAPHY .....</b>	<b>50</b>
<b>APPENDICES</b>	
<b>CURRICULUM VITAE</b>	





## LIST OF TABLES

	Page
Table 3.1 The classification of students' score.....	31
Table 4.1 Frequency distribution and percentage of the test in the pre-test.....	34
Table 4.2 Frequency distribution and percentage of the test in the first cycle.....	37
Table 4.3 Frequency distribution and percentage of the test in the second cycle.....	41
Table 4.4 The percentage of the test from the pre cycle until post cycle.....	42



## LIST OF FIGURE

	Pages
Figure 1 Action Research Cycle.....	28
Figure 2 Diagram of the Whole Test.....	46



## LIST OF APPENDICES

Appendix I	: Research Journal in Classroom Action Research.....	50
Appendix II	: Students Name List.....	51
Appendix III	: Lesson Plan.....	52
Appendix IV	: The results of the pre-test.....	60
Appendix V	: The results of the first cycle.....	61
Appendix VI	: The results of the second cycle.....	62
Appendix VII	: The results of the test, the first cycle until second cycle....	63
Appendix VIII	: Observation Checklist in First Cycle.....	64
Appendix IX	: Observation Checklist in Second Cycle.....	66
Appendix X	: Instrument of the Research in First Cycle.....	68
Appendix XI	: Instrument of the Research in Second Cycle.....	74
Appendix XII	: Answer Key of Evaluation of First Cycle.....	78
Appendix XIII	: Answer Key of Evaluation of Second Cycle.....	80
Appendix XIV	: Documentation.....	82

## ABSTRACT

**Name** : NURDIANA. M  
**Reg. Number** : 20400113039  
**Department/faculty** : English Education/Tarbiyah and Teaching Science  
**Title** : *Increasing Students' Lexical Items to Produce Vocabulary through Grammar Translation Method at the Second Grade of MTs Boro Jeneponto Regency*  
**Consultant I** : Dr. H. Wahyuddin Naro, M.Hum.  
**Consultant II** : Dahniar, S.Pd., M.Pd.

---

The main objective of this study is to find out the implementation of grammar translation method. Therefore, the main problem was how is the implementation of grammar translation method to increase the students' lexical items to produce vocabulary? This research was conducted at the second grade of MTs Boro Jeneponto regency.

The researcher applied classroom action research into four steps. They are: plan (identify the problem), Action (collect the data), observation (analyse and interpret data) and reflection (develop and action) it consists of pre-step, one cycle and second cycles. Each cycle consisted of three meetings and four steps. Those are Planning, Acting, Observation and Reflection. The instrument test was vocabulary test and observation checklist consists of opening, main activity and closing.

Both of the result of the data indicated that, there was a significance difference between students pre-step, first and the second cycle. The students' mean score in pre-step was 54.58. Which is classified is fair. First cycle showed that the students' achievement and performance was low. It could be seen from the students' mean score in the first cycle was 66.5 which is classified is good. The students' mean score in the second cycle was 87.5 which is classified is excellent. Then, the result of the research in the second cycle showed that, the students' achievement and performance have improved.

Based on the result of this study, which showed the students' scores were higher after using grammar translation method they vocabulary mastery. Therefore, the researcher suggested to use grammar translation method to increase the students' lexical items to produce vocabulary.

# CHAPTER I

## INTRODUCTION

This chapter is divided into six main sections, namely background, research statements, research objective, research significance, research scope, and operational definition of terms.

### *A. Background*

English as an international language used as a tool for communication in daily life and in academics, functioned as a first, second, or foreign language. As international language, people are demanded to master English, because most people all over the world communicate each other in English. English is useful for establishing and maintaining the relationship with the people. Furthermore, the people have to be ready to face global competition in understanding and developing the scientific and technological knowledge in this modern era.

In Indonesia, English language has been taught as a compulsory subject from Junior High School up to the university. The students learned four language skills; listening, speaking, reading, and writing. To support the mastery of the four language skills the learners obviously should have well understanding of English sub-skills; they are vocabulary, pronunciation, and grammar as a core of having structured English in communication and comprehension.

Ideally, the students of second grade already studied four language skills and language components for three years from fourth class of elementary school. Accordingly, the learners have enough ability about the four language skills (listening, speaking, reading, and writing) and language components (vocabulary,



pronunciation, and grammar) and they mastered a list of vocabularies as the curriculum recommended.

The fact, the learners of the second grade of MTs Boro Jenepono Regency do not master yet the four language skills and language components. Besides, the students' pronunciation is still far from expectation because the written form is different from its pronunciation. In addition to these cases, the students seldom practice the pronunciation and students numbers of the class is big enough.

Based on the statement above, it made the students difficult mastering English well, especially vocabulary, so the students' vocabulary mastery is unsatisfactory yet. Therefore, their limited vocabulary mastery made them difficult to understand English clearly. This condition causes them difficult to understand some words in a context and they do not have enough yet words to say what they want to say. Most of the students of second grade of MTs Boro Jenepono Regency eventually are not interested in English subject anymore, and English likely becomes something too hard to learn.

Based on Penny Ur, (1996) Vocabulary can be defined, roughly, as the words we teach in the foreign language. However, a new item of vocabulary may be more than a single word: for example, Post Office a Mother-in-law, which are made up of two or three words but express a single idea. There are also multi – word idioms such as call it a day, where the meaning of the phrase cannot be deduced from an analysis of the component words. A useful convention is to cover all such cases by taking about vocabulary „items“ rather than „words“<sup>1</sup>.

In communication, students need vocabulary which can support them to produce and use meaningful sentences because vocabulary is part of sentence. Therefore, vocabulary is very important to be mastered. For this reason the students have to develop their vocabulary and master it in order to be able to communicate each other.

Vocabulary is not only symbol for ideas but also a part of how to improve language skills in the target language. The more vocabulary which students master the more ideas they could have, so they can communicate by using their ideas more effectively. However, students sometimes get difficulties to use or apply the vocabulary. Their difficulties in using vocabulary have been studied can be caused by some reasons. One of the reasons could be in the method which is used by the teacher in presenting the lesson in the classroom. Therefore, the appropriate method in presenting the lesson in the classroom have to be considered.

When the researcher observation on 28st, December 2016 at the second grade of Mts Boro Jenepono Regency, in increase the students vocabulary, the English teacher orders the students to write some new words in a note and then memorize what they have already studied. But the students felt depressed with a lot of vocabulary item assigned to be memorized. This method would make students get bored and forget the new vocabulary easily. They need something fun and easy to access the vocabulary quickly when it is required for use. According to H. Douglas Brown (2000) teaching can be defined as showing or helping someone to learn how to do something, giving instructions, guiding in the study of something, providing with knowledge, causing to know or understand". For this case, using

variety method, for the example grammar translation method in teaching made the subject matter should be more interesting and teaching learning process run effectively and efficient, therefore the purpose of teaching can be achieved.

Moreover, to make English teaching effective and efficient is still difficult. This difficulty depends on previous technique used by English teacher. The technique of teaching vocabulary like substitution drill and memorizing words seem to make the student bored, even it is killing the students interest. The description mentioned before, it is important for teacher who concerns about teaching English, especially vocabulary, to implement a certain technique which can encourage the student motivation and interest in vocabulary mastery through learning process.

Based on the cases described above, the researcher intended using Grammar Translation Method which was conducted of the students of second grade at MTs Boro Jeneponto Regency in learning vocabulary. With grammar translation method, the students can learn vocabulary easier and they can gain their motivation in learning English, because the students practice directly using the vocabulary of the target language in real context. By doing so, the students can develop the storage of the vocabulary in a short time.

Based on the reasons stated above, the researcher hope this method works to increase students' vocabulary, and therefore conducted a research entitled Increasing Students' Vocabulary through Grammar Translation Method at second Grade of Mts Boro Jeneponto Regency.

### ***B. Research Problem***

Based on the background before, the researcher formulates the research problem as follow: How is the implementation of grammar translation method to increase the students' lexical items to produce vocabulary at the second grade of MTs Boro Jeneponto Regency?

### ***C. Research Objective***

The objective of this research is to find out the implementation grammar translation method (GTM) to increase the students' lexical items to produce vocabulary mastery at the second grade of MTs Boro Jeneponto Regency.

### ***D. Research Significance***

#### 1. Theoretical Significance

The result of this research is expect to become an empirical media to support the implementation theories of using Grammar translation method as alternative to increasing students' vocabulary mastery to all people in developing quality of teaching and learning English specially in teaching vocabulary mastery.

#### 2. Practical Significance

##### a. Significance for the students

The result of this research aims to help the students how to master vocabulary. They getting understand about it. They know the importance of vocabulary and, elaborate the meaning.

##### b. The teacher

The result of the research is expect to give information how to teach vocabulary and give some information about the method how to improve the

students' vocabulary mastery in learning process by applying Grammar translation method.

c. The next research

The result of this research give a lot of information to the next researcher as a reference to do further studies on the similar topic.

***E. Research Scope***

The scope of this research focuses on how is the implementation of Grammar translation method in increasing students' lexical items to produce vocabulary and how to master common noun. Then, they were asked to find the meaning and memorizing vocabulary was given through grammar translation method at the second grade students' of MTs Boro Jeneponto Regency.

***F. Operational Defenition of Term***

1. Vocabulary

Vocabulary is a component of language that contains all of information about meaning and using words in a language and also it is sub skill in language that has primary role for all language. According to George D. Spache (1964), Vocabulary is the number variety of words a person hears, recognizes, understands, and uses in his speech and writing..

However, this research vocabulary as a competence to master noun that can be assessed by test, for example by conducting a test that can measure the students' ability in pronouncing, writing and knowing the meaning of the vocabularies students can be said master the vocabularies when they can achieve the KKM standard.



## 2. Grammar translation method

The Definition of Grammar Translation Method is a way of studying a language that approaches the language first through detailed analysis of its grammar rules, followed by application of this knowledge to the task of translating sentences and texts into and out of the target language. According to Jack, C. Richards and Theodore S.Rodgers, (2009) the grammar translation method or classical method emerged when people of the western world wanted to learn “foreign” languages such as Latin and Greek. Its focus was on grammatical rules, the memorization of vocabulary and of various declensions and conjunctions, translation of text and doing writing exercises.

## CHAPTER II

### REVIEW OF RELATED LITERATURE

This chapter, the researcher discuss the literature review of this research. It consists of some previous related studies and some pertinents ideas. For more detail information, the explanations as follow:

#### A. Some Previous Related Studies

Widianto (2011) conducted a research entitled *The Use of Grammar Translation Method to Improve Students' Mastery of Causative Form. (A Case of the Year Eleven Students of SMAN 1 Tunjungan, Blora in the Academic Year of 2010/2011)*. He said that, to used grammar translation method an effective method to improve the students' vocabulary of theYear Eleven Students of SMAN 1 Tunjungan. It was proved by result of this research showed that, using grammar translation method was good. It was proven by the improvement mean difference of pre-test, treatments, and post-test. Therefore, it can be suggested that grammar translation method can be used as the alternative method in teaching grammar, especially causative form.

Resa Dewangga Putra. In his research, he did a survey research. He studied about *the students' mastery of the causative "get and have" of the XII grade students of 26 SMA 7 Semarang in the academic year of 2006/2007*. In collecting the data, he gave a test to the twelfth graders of SMA 7 Semarang. The result showed that two students got an A (very good quality), three students got B (good quality), ten students got C (sufficient quality), five students got D (bad quality), and no one got E. From the result, he concluded that, the twelfth grade students of

SMA 7 Semarang have mastered the causative “get and have” sufficiently. He also found that in mastering “get and have” the students had difficulties in the Causative rules: disordering, putting the major constituent in the appropriate order, making sentences and understanding the meaning of “get and have” as Causative Verbs.

Aeniya Zahra Milla (2011) the title of thesis is *Improving Students' Reading Ability using Grammar Translation Method* (Classroom Action Research at the Class XA Students of MA Salafiyah Cirebon in the 2011/2012 Academic Year). She find out whether or not teaching reading using grammar translation method can improve students' reading ability. It also meant that, Teaching Reading Using Grammar Translation Method was effective to improve students' reading ability.

Based on the explanation above, the researcher concludes that, there are many various method, strategy and techniques that have been used the previous researcher to improve the students' vocabulary mastery. Therefore, for this research, the researcher used grammar translation method to improve the students' vocabulary mastery to know noun consist of vocabulary. Using grammar translation method in teaching vocabulary is not only increasing the students' score. This research, the researcher also solved the students' problem that is feeling bored in learning English. The researcher make the students' interest in learning English, even the students are really enthusiastic in teaching learning process.

## **B. Some Pertinent Ideas**

### **1. Vocabulary**

#### **a. The definition of vocabulary**

This part, some definitions of vocabulary will be presented expert: in Cambridge Dictionary (2000), vocabulary is all the word used by a particular person, or all the words that exist in a particular language or subject. Vocabulary is core component of language proficiency and it provides much of the basis for how learners speak, listen and read, and write.

Fitri (2010), vocabulary is (1) either the content or the function words of language which are learned so thoroughly that they become a part of child's understanding, spelling and later reading and writing; (2) the words having meaning when heard or seen even though not produced by the individual himself.

While according to Aisah (2001:23), stated that, vocabulary is (1) a list of words and sometimes phrases especially one arrange in alphabetical order and defined or translated, lexicon, glossary, (2) all the words of a language (3) all the word used or understood by a particular person, class, profession, (4) the range of expression at person's disposal, especially in arts.

In addition according to Azar (2012), vocabulary is total number of words which build up a language, words known, used by person, list of words used in a book and usually with definition or translation.

Based on some definitions before, the researcher concludes that, vocabulary is a list of word with their own meaning that make up a language to be used by the

people to communicate. Vocabulary is the word that a person knows or uses in a particular language and all the words have meaning function in language.

b. Types of vocabulary

Harmer (1991), Classified vocabulary into types:

1. Active vocabulary which consists of working words is daily used writing and speaking.
2. Passive or recognition vocabulary that is making up a\of the words, one recognizes in the context of reading material but he does not actually used himself.

Mardiana (2010) states that, every person has three types of vocabulary, as follows:

1. Active vocabulary, the words are customarily use in speaking.
2. Reserve vocabulary, the word we know but we rarely use and in the searching for synonyms.
3. Passive vocabulary, the word we recognize rarely, but we are not sure of the meaning never use them in either speech or writing. We just known them because we have seen them before.

Page and Thanan in Mulbar (2002:55) divided vocabulary into three types of vocabulary as follows:

1. Oral vocabulary consist of words actively used in speech. There are the words that come readily to the tongue in conversation. The more often the person utters a word, the more readily it will come to this tongue;



2. Writing vocabulary consists of the words that come readily to one's finger vocabulary;
3. Listening vocabulary is the stock of words to which one respond.

Meaning and which understood in the speaking of others. Harmer in Jawariah, (2005:15) defines that, vocabulary development can be defined as the action or act of building up vocabulary or words that the students have, or it can also be said that vocabulary development is the element of English vocabulary that is being developed. Besides that, in teaching vocabulary the students must have some elements of English vocabulary, such as noun, conjunction, adverb, adjective, pronoun and interjection. He or she can also develop the students' vocabulary through many ways.

Base on the explanation above, according to the researcher words of language is an important element in context and must be consider as the purpose, so words must have a good meaning and the form must suitable with formulation well in context.

c. The kind of vocabulary

In teaching vocabulary, besides knowing the methods, the teacher should know the material. There are many classifications made by the expert in language area about the kinds of vocabulary. According to Mary Finocchiaro, vocabulary is divided into two types:

1. Function word needs to be learned as quickly as feasible (in a logical order and sequence, however)
2. Content words can be learned in small groups around "life" situations.

Furthermore Charles C. Fries (1995) classified the content word into:

1. Word for things represent sets of phenomena that seem to endure with some stability (nouns).
2. Word for actions represents sets of phenomena that seem to change or be in process (verbs).
3. Word for qualities: the content words and the precise meanings shift with various “things” to which the “quality” word is attached as a “modifier” (adjectives and adverbs)

d. Principle of Teaching and Learning Vocabulary

Wallance in Mulbar (2002), the principle of learning and teaching vocabulary as follow:

1. Aims, the aims of teaching vocabulary must be clear enough, so that the difficulties in learning can be avoided.
2. Learning vocabulary, in the mother tongue in target language, in teaching word of the target language, teacher or lecture can be use of the mother tongue as the tool to compare similar and differences of word.
3. Station presentation, presenting in context, the word must be appropriate the student' situation.
4. Presenting context. The word must appear its natural anvionment.
5. Need, guide your students to communicate with the word they need.

Harmer (1991;154-156) the problems vocabulary teaching are how to select what word to teach. General principle in the past to teach more concrete words at lower level and gradually become more abstract.

There are seven principle of teaching and learning vocabulary as follow:

1. Aims

In teaching vocabulary, it has to be know about the aims how many of vocabulary listed that learner to be able to know.

2. Quantity

It is the decided on the number of new words that the students can learn clearly. The actual number of factor varying from class. To class and learner. If there are too many to be taught, the students many become confused discourage frustrated.

3. Need

In the case, the teacher in choosing the vocabulary that is going to be taught will related to be aims of the students' course and objective lessons. In other words the student are put the situation where they to communicate the words they need.

4. Frequent exposure

In the teaching and learning vocabulary, there has to be certain amount of repetition until there is evidence that the students' learn target words.

5. Meaning full presentation

In presenting vocabulary, the teacher has give clear explanation and understanding to the student.

## 6. Situation

In explain or teaching vocabulary, the teacher must know the student' situation and the atmosphere at the class to the whether the students are ready to accept the learn.

## 7. Presenting in concept

It is important for the students know the useful collection that a word. From the beginning, the word must be appear in this natural environment as it were among the word must it normally collocates.

## 8. Some example of teaching vocabulary

Vocabulary teaching is as important as the teaching of structure, and in the following example we will look at a range activities which are designed to teach and practice word and their various use.

According to Harmer (1996:6) there are seven examples of vocabulary teaching, they are.

1. Reality, is one way of presenting word to bring the thing they represent into the classroom.
2. Picture, picture can be explain the meaning of vocabulary items: teacher can be draw things in the board or bring in picture.
3. Explanation. The meaning of vocabulary items can be very difficult, especially at beginner levels. It is word remembering that explaining the meaning of word must include explaining any fact word use which are relevant.

Based on the theory above, the researcher add some theories that discuss about morphology which is an important part of how language works and how word used in sentences.

## **2. Definition of Morphology**

There are number of definition of morphology proposed by many experts. First, O'Grady et al. (2005: 112) affirm that linguists use the term morphology to refer to the part of the grammar that is concerned with words and word formation. It is also in accord with Liebe's (2009: 2) statement, where he defines morphology as the study of word formation, including the ways new words are coined in the language of the world, and the way forms of words are varied depending on how they are used in sentences. Then, Cartairs and McCarthy (2002:16) defined morphology as the study which is concerned with the structure of words and with relationships between words involping the morphemes that compose them. Furthermore, Bauer, (2007:12) states that morphology deals with the internal structure of words – not with their structure in terms of the sounds that make them up, but their structure where from and meaning seem inextricably entwined. In addition, Katamba (1993: 3) defines morphology as the study of the internal sturture of words. Another definition comes from Payne (2006: 336): he defines morphology as the study of the shapes of words, or, more specifically how words are structured out of smaller meaningful pieces in order to express variations in meaning.

Based on the all definitions proposed above, we can see that all experts define morphology as the study of the structure of words. Thus, it can be concluded



English Morphology is one of the fields of English linguistics studying the internal structure of the English words.



### **3. Grammar Translation Method (GTM)**

#### **a. General Concept of Grammar Translation Method**

The Grammar Translation Method is one of the most traditional methods, dating back to the late nineteenth and early twentieth century. It was originally used to teach 'dead language' (and literatures) such as Latin and Greek, and this may account for its heavy bias towards written work to the virtual exclusion of oral production. According to Larsen-Freeman (2000: 11): Grammar translation method is a language teaching method built learners to be able to read literature written in the Target Language, this purpose can be reached by learning about the grammar rules and vocabulary of the Target Language. It is also believed that, studying foreign language provides students with good mental exercise which helps develop the students' mind.

Broughton, et al (1980:39) the traditional view that, the English language consisted of a battery of grammatical rules and a vocabulary book produced a teaching method which selected the major grammar rules with their exceptions and taught them in a certain sequence. According to Bambang Setiyadi (2006:32-33) GTM embraces a wide range of approaches but broadly speaking, teaching target language is seen as a mental discipline even through it is often claimed that the goal of the teaching is to be able to read literature in its original form. With regard to the nature of language and languages learning, GTM has different points of view from modern methods.

## b. Principles of Grammar Translation Method

Principally, the Grammar Translation Method focuses on translating grammatical forms, memorizing vocabulary, learning rules, and studying conjunctions and other parts of speech (including noun). As Bambang Setiyadi (2006:34) explained in his book that, the principles of Grammar Translation Method are: (1) grammar rules are presented and studied explicitly. Grammar is taught deductively and then practiced through translation exercises; (2) the primary skills to be developed are reading and writing; (3) hardly any attention is paid to speaking and listening skill; (4) teacher correction is the only way to make students produce the right forms of the foreign language; (5) the goal of foreign language learning is the ability to understand the texts written in the foreign language; (6) mastering the grammar rules of the foreign language is essential in order for students to understand the written target language; (7) vocabulary is learnt from bilingual words lists; (8) the mother tongue is used as the medium of instruction; and (9) a paramount use of translation exercises is given.

The characteristics mentioned above are not a set of procedures of the Grammar Translation Method. Language teachers may develop their own procedures as long as they are in accordance with the characteristics of the Grammar Translation Method. The following procedure of teaching the target language through the Grammar Translation Method is adapted of teaching the target language through the Grammar Translation Method by Larsen-Freeman (2000: 15-17): (1) the class reads a text written in the target language; (2)

students translate the passage from the target language to their mother tongue; (3) the teachers asks students in their native language if they have any questions, students ask questions and the teacher answers the questions in their native language; (4) students write out the answers to reading comprehension questions; (5) students translate new words from the target language to their mother tongue; (6) students are given a grammar rule and based on the example then apply the rule by using the new words; (7) students memorize vocabulary; (8) the teacher asks students to state the grammar rule; (9) students memorize the rules; (10) errors are corrected by providing the right answers.

#### c. Benefits of the Grammar Translation Method

Grammar Translation Method is a method which is purpose is that, the learners of the target language are able to read and write the written literature of the target language. Teaching the students by using this method offers advantages for the teacher and the learners. World's most thoroughly researched approach in second language acquisition. Here are the benefits of teaching English by using the Grammar Translation Method according to (Bambang Setiyadi 2006: 43-44).

(1) successful with children and adult learning any language; and (2) students' mastery of English grammar.

#### d. Procedures of Grammar Translation Method

Even though many new method nowadays, Grammar Translation Method remains a standard methodology for teaching English for some teachers. Prator and Murcia cited in Brown, (2001: 18) list the major characteristics of the Grammar Translation Method, as follows: (1) classes are taught in the mother

tongue, which little active use of the target language; (2) much vocabulary is taught in the form of lists of isolated words; (3) long elaborate explanations of the intricacies of grammar are given; (4) grammar provides the rules for putting words together, and instruction often focuses on the form and inflection of words; (5) reading of difficulties classical texts s begun early; (6) little attention is paid to the content of texts, which are treated as exercises in grammatical analysis; (7) often the only drills are exercises in translating disconnected sentences from the target language into the mother tongue; (8) little or no attention is given to pronunciation.

e. Approach and Design of the Grammar Translation Method

1. Approach

Bambang Setiyadi (2006:32-33) Explains the assumptions of Grammar Translation Method are:

a) Theory of Language

Through Grammar Translation Method language is believed to consist of written words and of words which exist in isolation; they are individual words which can be translated one by one into their foreign equivalents and then assessed according to grammatical rules into sentences in the foreign language. Vocabulary in the target language is learned through direct translation from the mother tongue. Reading in the target language are translated directly and then discussed in the native language.

### b) Theory of Teaching

In language teaching what should be taught is not the language itself but the faculty of logical thought and provided valuable mental discipline. This is often criticized because IQ of average school children is not high enough to cope with his method. Through this method teaching the target language relies very much on cognitive ability.

### c) Theory of Learning

Learning a foreign language needs feeling secure and this condition may take place whenever language learners know how to say in the target language. This assumption may suggest that grammar teaching is needed in order that learners know how words are arranged to express their ideas. In a situation where English is learned as a foreign language students often do not feel secure when they are not sure whether what they express is right or not. So, the communication won't happen meaningful without learning grammar.

## 2. Design

Every teaching methods and techniques has their own characteristics. They have different objectives, syllabus, types of teaching learning activities, learner role, teacher role, and the role of the student's native language. The elaborations of the Grammar Translation Method as follows:

### a) The objectives

Bambang Setiyadi (2006:33) Explains the general objectives of the Grammar Translation Method are learners be able to read literature that is written in the target language. This purpose can be reached by learning about the grammar rules



and vocabulary of the target language. It is also believed that studying a foreign language provides students with good mental exercise which helps develop students' minds.

b) The Syllabus

According to Reily (cited in Bambang, (2006: 16) the choice of a syllabus is a major decision. The syllabus used in Grammar Translation Method teaching learning language is a structural syllabus. The content of the teaching is a collection of the forms and structures of the language being taught. Here, grammar is taught deductively and then practiced through translation exercises. Vocabulary is learnt from bilingual words lists, in this case English and Indonesian language.

c) Types of Learning and Teaching Activities

(Bambang Setiyadi (2006: 34). Defines that, in this technique, teachers make the students learn the grammar rules deductively by translating the target language into the students' native language. Here, students are also need to learn about the target language vocabulary.

d) Learner Roles

The role of the students in this Grammar Translation Method is that they do as the teacher's says, so they can learn what their teacher knows.

e) Teacher Roles

The teacher is authority in the classroom. She/he asks the students to translate the target language into their native language and asks the students in their native

language if they have any questions, students ask questions and the teacher answers the questions in their native language.

f) The Role of the students' native language

The meaning of the target language is made clear by translating it into the students' native language. The language that is used in class is mostly the students' native language.

f. Techniques in Grammar Translation Method

The major technique in this research is the use of the native language in teaching grammar and vocabulary of the target language. Diane Larsen Freeman (2000: 19-20) provides some common/typical techniques closely associated with the Grammar Translation Method.

1) Translation of a Literary Passage

Students translate a reading passage from the target language into their native language. The reading passage then provides the focus for several classes: vocabulary and grammatical structures in the passage are studied in subsequent lessons. The passage may be expected from some words from the target language literature, or a teacher may write a passage carefully designed to include particular grammar rules and vocabulary. The translation may be written or spoken or both. Students should not translate idioms and like literally, but rather in a way shows that they understand the meaning.

2) Reading Comprehension Questions

Often the questions are sequence so that, the first group of questions asks for information contained within the reading passage. Students answer questions

in the target language based on their understanding of the reading passage. In order to answer the second group of questions the students have to make inferences based on their understanding of the passage. The third group of questions requires students to relate the passage to their own experiences.

### 3) Antonyms/Synonyms

Students are given one set of words and are asked to find antonyms in the reading passage. Or students might be asked to define a set of words based on their understanding of them as they occur in the reading passage.

### 4) Cognates

Students are taught to recognize cognates by learning the spelling or sound patterns that correspond between the languages. Students are also asked to memorize words that look like cognates but have meaning in the target language that are different from those in the native language.

### 5) Deductive Application of Rule

Grammar rules are presented with example. Exceptions to each rule are also noted. Once students understand a rule, they are asked to apply it to some different examples.

### 6) Fill-in-the-blanks

Students are given a series of sentences with words missing. They fill in the blanks with new vocabulary items or with items of a particular grammar types, such as causative verb or verbs with different tenses.

#### 7) Memorization

Students are given lists of target language vocabulary words and their native language equivalents and are asked to memorize them. Students are also required to memorize grammatical rules and grammatical paradigms such as causative verbs.

#### 8) Use Words in Sentences

In order to show, that the students understand the meaning and the use of a new vocabulary item, Students create sentences to illustrate they know the meaning and use of new words.

#### 9) Composition

The teacher asks the students to write about a topic using the target language. The topic is based upon aspect of the reading passage of the lesson.

## CHAPTER III

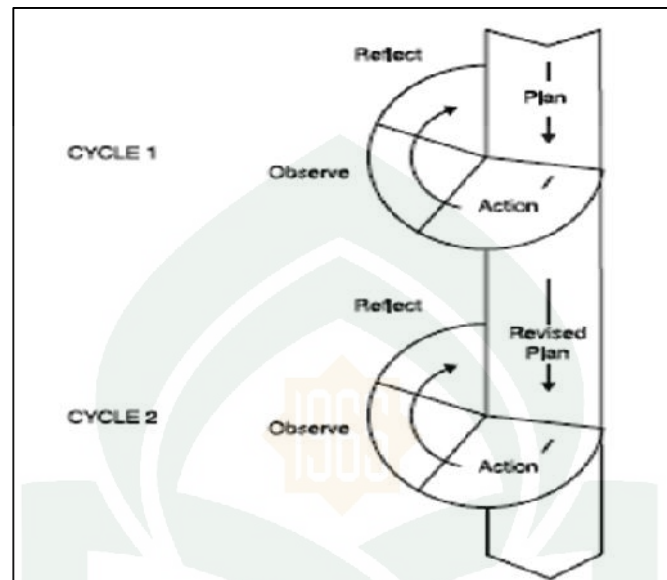
### RESEARCH METHOD

This research the research used Classroom Action Research (CAR). Classroom action research was the way that researcher used to improve the students on vocabulary through grammar translation method.

#### *A. Research Method*

Classroom action research was the way that researcher used to improve the students' vocabulary through grammar translation method. It means that, classroom action research has quality with do specific action so it can repair and increase the learning practices in classroom with more professional. So, the researcher used Kemmis and Taggart model of Classroom Action Research. Kemmis and Taggart described the model or the procedures of Classroom Action Research into four steps. They are; (1) plan (identify the problem), (2) action (collect the data), (3) observation (analyze and interpret data) and evaluation (4) reflection (develop an action). The relations among them was called a cycle. It meant that a cycle consist of plan, action, observation, evaluation, and reflection.

Cyclical action research can be drawn as follows:



**Figure 1. Kemmis and Taggart model**

Based on the model before, there are four stages in Kemmis and Taggart model. They are; plan, action, observation and reflection. The relation among them is called cycle. The activities can be stated as follows:

1. Plan

This step, the researcher prepared the classroom instructional strategy as prepares what the students have to do in the action step based on the problems faced by students toward the vocabulary. In this case, the researcher was prepared the instrument of research to get valid data, such as lesson plans, materials, observation sheet, first test, second test as evaluation test, and present list in order to know students' activeness in joining teaching learning process.



## 2. Action

This step, the researcher conducted activities according to schedule that was arranged in planning stage.

## 3. Observation

This step, the researcher observed the learning process of grammar translation method. The purpose of this activity is to evaluate the results, collect the data and monitor the teaching learning process. The score of observation as follows.

## 4. Reflection

This step, the researcher assessed the students' vocabulary result after whole activity had finished. After analyzed the weaknesses, the researcher looked for the problems causing the weakness. However, if there is a problem it moves to the next cycle regarding re-planning, re-acting, and re-observing. Also, in this step, the researcher had to think what the researcher had to do at the next step.

### ***B. Research Participant***

The subject of this research were students' of MTs Boro Jenepono Regency, the total number of students were 20. The researcher only used one class as the subject of study because vocabulary were taught at second grade students therefore the researcher chose the class VIII A.

### ***C. Research Target***

To achieve the successfulness indicator of students' score which there were minimal 75% of the students got the KKM standard score of MTs Boro Jenepono

regency. MTs Boro Jeneponto Regency point 75 as a KKM standard score. Therefore, the students give good response of grammar translation method.

#### ***D. Research Instrument***

##### **1. Test**

The researcher give task to the students in each last meeting of cycle. The first cycle, the researcher gives the student a text that contains 25 numbers. 15 arrange to a good sentence and 10 numbers a multiple choice. Then, the second cycle the researcher give task 25 numbers. But, the second cycle the researcher adds task into three parts. The first task contains 5 numbers of translate Indonesia into English, 10 numbers arrange sentence and 10 numbers a multiple choice to know whether or not there were students' improvement in leaning vocabulary in using noun through Grammar Translation Method.

##### **2. Observation Checklist**

The observation consists of list of the students' activities that have to observe during the learning process. There are three activity opening, main activity, and closing. It used to identify whether the Grammar Translation Method can increase the students' vocabulary or not. The observation was used to collect all of activities during the teaching and learning process. How the researcher carry out the materials and how the researcher arrange the classroom as well as and also what the students' response. It also used to appraise the students' motivation during the teaching and learning process, to see their difficulties, their problems, and their understanding to the materials which had given to them.

### ***E. Data Collection Procedure***

In collecting data, the researcher to conduct two cycles. The test consists of pre-step. In this classroom action research, the English teacher was teach vocabulary through grammar translation method. The cycle consists of;

#### 1. Pre-step

In the first meeting, before the researcher taught the vocabulary trough grammar translation method, the researcher gave pre-step to know students' prior knowledge in the classroom.

#### 2. The first cycle

In the last meeting of cycle 1 the researcher was given the second test to know students' improvement, the score is not reached the research target the researcher was continue to cycle 2 until reached the research target.

#### 3. The second cycle

In the last meeting of cycle 2 the researcher was give the third test to know students' imrovement from cycle 1, the score is not reached the research target the researcher was continue to cycle 3 until reached the research target.

### ***F. Data Analysis Technique***

After collecting the data, the researcher analyzed them to get valid data. Two techniques were used in analyzing the data. They are:

#### 1. Quantitative Data

The quantitative data were obtained from the result of the test (achievement data) that was carried out at the end of the cycles. In terms of the achievement data.

The quantitative data was be analyzed as follows:

- a) Calculating the rate percentage of the students' scores:

$$P = \frac{F}{N} \times 100 \%$$

Where:

P : Percentage

F : Frequency

N : The total number of the students

(Sudijono, 2014)

- b) The mean score of the students' achievement:

$$\bar{X} = \frac{\sum X}{N}$$

Where:

$\bar{X}$  = Mean Score

$\sum X$  = The sum of all score

N = The number of subject (students)

(Sudijono, 2014)

- c) Assessing the students' past tense mastery scores by using the rubric below.

**Table 3.1**  
**The Classification of Students' score**

No	Classification	Score
1.	Excellent	81-100
2.	Good	61-80
3.	Fair	41-60
4.	Less	21-40
5.	Poor	0-20

(Arikunto, 2006)

## 2. Qualitative Data

The qualitative data was taken from description checklist being applied during the treatment in each cycle. Qualitative data is the data which in sentence forms that involve the information about learning activities, creativities, understanding, enthusiastic and interaction.

Students correct answer

$$\text{Score} = \frac{\text{Students correct answer}}{\text{Total Number of items}} \times 100$$

(Arikunto, 2006)

## CHAPTER IV

### FINDINGS AND DISCUSSION

This chapter described the findings and the discussion. The result of the data analysis was presented in findings and further explanation was presented in discussion.

#### A. Findings

In the finding section, show all the data which were collected in all cycles. In the discussion section, analyzed and discussed all the data from the findings section. This research was conducted by using a classroom action research. The research consist of cycle I and cycle II. Before conducting this action research, a pre-Test (preliminary research) was given. The objective of pre-test was to know the students' ability in vocabulary. This activity was done on Friday 10<sup>th</sup> 2017 from 7.30-8.50 am. In this test, the teacher was used conventional method in teaching vocabulary this is done to know students' basic score of vocabulary when taught by using non-grammar translation method.

This activity, the teacher was doing teaching and learning process as usual, the teacher learning process began with explaining about the kind of vocabulary. But not all the students paid attention to the teacher. There were only some students active to ask questions to the teacher during the teaching learning process. After that, the teacher gave pre-test to got students basic score using method that usually applied by the teacher. There were 20 students who followed the test.



The teacher asks students to answer the question by translating a sentence into English. But, not all students' understand then they don't answer the all questions. The time allotment were 20-25 minutes for them to do the test. The pre-test result would be compared to the students' test results after gave first cycle and the second cycle to know the improvement of the students' ability in vocabulary. The purpose of the test was to measure the skill of the students in vocabulary specially noun and to know basic score of vocabulary when taught by using conventional method.

Based on the observation in this activity, most of the students had difficulties to do it. It can be seen from their faced which appeared nervous and from their activities. After doing the test, the teacher asks them to difficult for them as long as to do the test. The students said that, almost of how to difference noun and verb they do not understand before. Then the students' confused what the teacher said because the teacher used full English in the class. So, they were difficult to answer. This condition was not interesting for class. The teacher and researcher decided to use another method to make students interested and enjoyed the class in order to improve students' vocabulary through grammar translation method.

From the pre-test, the researcher presents the percentage of the students' vocabulary as drawn below:

**Table 4.1**  
**Frequency distribution and percentage of the test in the pre-test**

NO.	Classification	Score	Frequency	Percentage (%)
1.	Excellent	81-100	1	0,05%
2.	Good	61-80	4	0.2%
3.	Fair	41-60	8	0.4%
4.	Less	21-40	7	0.35%
5.	Poor	0-20	-	0%
			20	100%

The table 4.1 there was 1 (0.05%) student got excellent mark. There were 4 (0.2%) of 20 students got good mark, 8 (0.4%) students got fair mark, and 7 (0.35%) students got less mark. The computation of the average score was follow:

$$\frac{1050}{20} = 52.5$$

The calculation result shows that, the average of students' test result of preliminary cycle was 52.5. The highest score was 4 and the lowest score was 8. The result above, the mean score of students in comprehend of vocabulary was low. The result of the average score was 52.5. (See Appendix IV: 60) This score was still low from the minimum standard score (KKM). After giving the test, the researcher intended to use grammar translation method to the next activity to make students interest and enjoy the learning process.

## 1. First Cycle

### a. Plan

This test, the researcher was as a teacher prepared the teaching learning design, such as: arranging lesson plan based on the teaching material such as opened the class by greeting and gave explanation about vocabulary contain nouns, test, attendance list, observation checklist and camera.

### b. Action

Actions consist of three meetings; in the first and the second meeting using grammar translation method and learning approach in teaching and learning process. In the third meeting the students were given achievement test.

#### 1) *The first meeting*

The first meeting focused on improving students' understanding on vocabulary. This meeting was conducted on March, 14<sup>th</sup>2017 from 8.50-10.30 am. This activity, the researcher became a teacher and the researcher was accompanied by the observer or collaborator.

The first meeting were focused on understanding the kind of vocabulary. Tests in teaching and learning process were:

- a) The researcher opened the class by greeting and then checking students' attendance.
- b) The researcher gave explanation about vocabulary, started by introduces the grammar translation method, definition, the function of vocabulary, how to used it.
- c) The researcher presented some examples of vocabulary.

### *2) The second meeting*

The second meeting was conducted on March, 17<sup>th</sup>2017 from 7.30-8.50 am. The action in the second meeting was focused on vocabulary. In addition, the researcher also gave some clarifications for the action which was not understood by the students in the first meeting yet.

The researcher made the students more understood about what vocabulary was. The researcher gave time to the students for asking to the teacher what they did not understand yet about the explanation of vocabulary which has been explained in the first meeting.

The second meeting, the researcher gave explanation more detailed about vocabulary, the teacher prepared. The teacher organized the students into the seat position that suitable with the students list to make easy for researcher in observation. Then, the teacher asked students to complete test from the text. The teacher provided 25 minutes to students to do the test. Each student did it individually and they did not open the book or another.

### *3) Third meeting*

The Third meeting was conducted on March 21<sup>th</sup>2017 from 8.50-10.30 am. The third meeting was conducted on understanding and comprehends vocabulary. The researcher reviewed the previous lesson and asked the students about the lesson which has not understood yet. Then, the researcher gave explanation to the students based on their questions. After that, the researcher gave the students test to measure the students' understanding on vocabulary through grammar translation method.

Based on the first cycle, the researcher presents the size of vocabulary the depth of vocabulary to the students' lexical items to produce vocabulary as shown below:

**Table 4.2**  
**Frequency distribution and percentage of the test in the first cycle**

NO.	Classification	Score	Frequency	Percentage (%)
1.	Excellent	81-100	4	0.2%
2.	Good	61-80	9	0.45%
3.	Fair	41-60	3	0.15%
4.	Less	21-40	3	0.15%
5.	Poor	0-20	1	0.05%
			20	100%

The table 4.2, it could be seen that 4 (0.2%) students got excellent mark, 9 (0.45%) of 20 students got good mark, 3 (0.15%) students got fair mark, 3 (0.15%) students got less mark and 1 (0.05%) of 20 student got poor mark. After that, the researcher calculated the mean using the same formula with previous research. The computation of the average score was follow:

$$\frac{1330}{20} = 66.5$$

The researcher's analysis shows that, the average of students' test result of the first cycle was 66.5. The highest score was 9 and the lowest score was 3. It was from 52.5 to be 66.5. (See Appendix V: 61) Researcher concluded that, students' understanding on vocabulary improved. But, it was not complete of KKM standard score

c. Observation

The researcher and the observer observed the first and the second meetings. They observed learning process in order to know the learning process in its relation to the improvement of the students' achievement in vocabulary through grammar translation method. The observer wrote the success and the problem (anything that has to be improved by the teacher) of the teacher in teaching.

The aspects of the observation were teaching preparation, teaching presentation, teaching method, and teaching attitude. All of them focused on the teacher's behavior in learning process. The researcher and observer used observation checklist to observe all of the aspects. The result of the observation was analyzed to find the weaknesses both the teacher and the students in teaching process.

Based on the result of the observation checklist, the observer found some weakness in the first and the second meeting of the first cycle. In the first meeting, the observer found some weaknesses of the teacher, e.g. 1) the teacher did not prepare learning media well. 2) The researcher did not conclude the lesson at the end of the class. 3) The researcher could combine language in the class.

#### d. Reflection

Based on the data of the test, there were still some weaknesses of students in vocabulary. Some students difficult to understanding vocabulary through grammar translation method because they did not focus to listened the material. However, the students' vocabulary mastery on the grammar translation method in the first cycle has improved.



In other side, teacher in teaching learning process was not maximal. Most of the students did not ask question about the explanation and instruction if they do not understanding. The students' participation in asking question and the students' participation in suggesting ideas and following the lesson were still bad.

According to the observer, some students were interacted, and they participated well in the learning process. However, some other students were not giving their best attention in learning process. They sometimes interact with their classmate or did other activity during the learning process. It could affect the focus of the students which made the students' understanding on vocabulary though grammar translation method can improve. Therefore, the researcher needed to solve the students problems and made the students more active in participating. That why , the teacher conducted grammar translation method in the second cycle to complete the KKM standard score..

## **2. Second Cycle**

### **a. Plan**

Basically, planning in the first cycle and the second cycle has same Tests. The second cycle was conducted for three meetings which were conducted on March, 24<sup>th</sup> 2017 from 7.30-8.50 am. This cycle, the researcher focused on the enhancement of the students' understanding on vocabulary through grammar translation method.

Besides that, this cycle there was an emphasis on the stabilization of the weaknesses in the first cycle. The stabilization of the action that would be

improved focused on the preparation of the learning media by the researcher and the involvement of the students in learning process.

b. Action

The action of this cycle was mostly the same as the first cycle, but the researcher focused on the betterment of the teacher weaknesses in teaching in the first cycle.

*1) First meeting*

The first meeting in the second cycle was conducted on March, 24<sup>th</sup>2017 from 7.30-08.50 am. The procedures were given below:

- a) The researcher gave handout to the students
- b) The researcher gave explanation about

*2) Second meeting*

The second meeting was conducted on March, 28<sup>th</sup>2017 from 8.50-10.30 am. The action in the second meeting was the same as the action in the first meeting but it was challenge then before. This meeting, the students were given an understanding more about vocabulary through grammar translation method.

*3) Third meeting*

The third meeting conducted on March, 31<sup>th</sup> 2017 from 07.30.-08.50 am. The researcher just reviews the lesson to the students and clarified the lacking in the first cycle. The students also were given a competence test to measure the students' improvements and achievement of vocabulary in this meeting.

Based on the second cycle, the researcher presents the percentage of the students' understanding on vocabulary as drawn below:

**Table 4.3**  
**Frequency distribution and percentage of the test in the second cycle**

NO.	Classification	Score	Frequency	Percentage (%)
1.	Excellent	81-100	15	87.5%
2.	Good	61-80	4	12.5%
3.	Fair	41-60	1	0%
4.	Less	21-40	-	0%
5.	Poor	0-20	-	0%
			20	100%

The table 4.3, it could be seen that, 15 (87.5%) students got excellent mark, and 4 (12.5 %) students got good mark. The computation of the average score was follow:

$$\frac{1703}{20} = 85.15$$

Based on the researcher's analysis, it shows that, the average of students' test result of second cycle was 85.15 with the highest score was 100 and the lowest score was 80. (See Appendix VI: 62) There were improvements from one cycle to the second cycle. The result of this cycle was also considered as implementation. The researcher concluded that, the students' understanding on vocabulary were solved enough through the use of grammar translation method.

Therefore, the improvement of result test score from the cycle I to cycle II can be seen as follow:

**Table 4.4**  
**Frequency and percentage of the test from the first cycle until second cycle**

NO.	Classification	Score	F	Percentage (%)		
				Cycle 1	Cycle 2	
1.	Excellent	81-100	4	0.2%	51	87.5%
2.	Good	61-80	9	0.45%	4	12.5%
3.	Fair	41-60	3	0.15%	1	0%
4.	Less	21-40	3	0.15%	-	0%
5.	Poor	0-20	5	0.05%	-	0%
Total			20	100%	20	100%

The table 4.5, the use of grammar translation method in teaching vocabulary can improve students' vocabulary. So, this classroom action research of the use grammar translation method to improve students' vocabulary mastery at MTs Boro Jenepono regency was success. It can be seen based on the first cycle until second cycle shows any improvement. It showed that, the above of achievement indicator of this research which had to fulfill by the students were not achieved yet at the first cycle. On the first cycle the percentage of the students' achievement was 0.2% students got excellent, 0.45% students got good, 0.15% students got fair, 0.15% students got less, and 0.05% students got poor. On the second cycle the percentage of the students' achievement was 87.5%students get excellent, and 12.5% students get good. (See Appendix VII: 63)

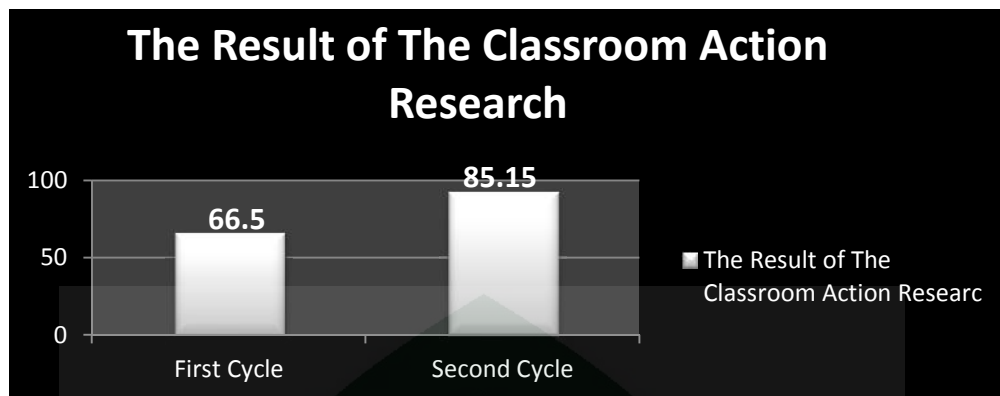
## **B. Discussion**

In grammar, the teacher need to be creative enough to make students cannot feel bored in teaching and learning process. So, there most of students think that grammar isn't difficult subject. Using grammar translation method in vocabulary learning in the class is a suitable method for active class. This method can apply

in teaching and learning process. Beside students is given some exercise many times and students also have change to respond or correct other friend.

During observation (First meeting), the researcher was introduced the method in teaching vocabulary, gave overview vocabulary and how to practice this method. After that, the researcher gave the test then the researcher asked the students to complete it using vocabulary. Then, the teacher to help students more easy to understood the vocabulary. But there were some students who sit in the backside of the class did not pay attention with explanation the researcher's instruction and they tried to talk each other by her friend, look bored and feel sleepy. To solve the problem, the researcher gave more attention to the students and sometimes the researcher walk to behind of class.

After the researcher implemented Grammar translation method in teaching vocabulary, the researcher got the data. There were significant improvements from the students' understanding on vocabulary. Students were being enthusiastic in teaching and learning process by using grammar translation method. Most of students were active in respond to students or teacher questions and then, the researcher got the result of the classroom action research as followed:



**Figure 2 Diagram of the Whole Test**

The figure 2, the researcher concludes that was an improvement on students' achievement in vocabulary after taught using grammar translation method. Based on the first cycle showed that students' achievement was 66.5 it means that still low ability in some students, because the standardized from KKM was 75. In second cycle showed that, there was increasing students' achievement up to 85.15. It means that, there was improvement in every cycle after using grammar translation method.

There were many factors that influenced the result of study. One of the factors was teaching aid or media. When a teacher employed an appropriate teaching aid or media that is suitable with the method, the students enjoyed the lesson. Based on the test result that had been done, it can be described that using grammar translation method as a teaching media in the process of learning English at the second grade of MTs Boro Jeneponto Regency could improve students' vocabulary. Actually, the use of appropriate teaching media made students easy to understand material that is delivered by the teacher. Learning used game was effective to encourage students' ability. It can stimulate students to be active.

Grammar translation method was not only appropriate to teach vocabulary but also it was appropriate for teaching grammar. Grammar translation method is one way of encouraging students' creativity to create a sentence. Thus, in fact grammar translation method was good medium to improve students' vocabulary.

The assumes of this research that, the application of using grammar translation method was really helpful to improve students' vocabulary because there was a significant improvement after the cycle was conducted and also the students have great enthusiasm in learning process. It was indicated by the result observation checklist.

To conclude this research, it was shown that all data found and discussed in this chapter refer to the research target. It means that, using grammar translation method was success to improve the students' vocabulary of the second grade of MTs Boro Jeneponto Regency.



## CHAPTER V

### CONCLUSION AND SUGGESTION

This chapter consists of two sections. The first section deals with the conclusion and the second one deals with suggestion.

#### **A. Conclusion**

The research conclusion is presented according to the data which have been analyzed in the previous chapter. From all data analysis of the using grammar translation method to improve students' vocabulary at MTs Boro Jenepono Regency, the researcher concluded that:

1. The data showed that the students' understanding vocabulary increased from 54.58 in pre-step, 66.5 in the first cycle to be 85.15 In the second cycle.
2. The students' responses in improving students' vocabulary through grammar translation method are very good. All of the students gave positive response during the learning and teaching in the class.

## **B. Suggestion**

Based on the conclusion above, the researcher proposes the following suggestion:

1. For the teacher, the researcher suggests to creatively find some interesting method which can motivate students in learning and effective to teach English.
2. The researcher also suggest to the English teacher to try to use grammar translation method with the other method in teaching English especially in vocabulary.
3. The researcher hopes that other next researchers can use this research as a reference to conduct their research on the same field. It is really possible that there are other effective methods to teach English Grammar.

### Bibliography

- Afiah D. S. S, *Improving Students' Reading Ability using Grammar Translation Method Classroom Action Research at the Class XA Students of MA Salafiyah Cirebon in the 2011/2012 Academic Year*. Surakarta, 2013
- Arikunto, Suharsimi. *Prosedur Penelitian Suatu Pendekatan Praktek*. Jakarta: Reineka Cipta 2006
- Aisah. *Improving the Second Year of Students' Vocabulary through Imuiy Based Learning Teaching Technique at Madrasah Tsanawiyah Muallimin Muhammadiyah Makassar*. Thesis, Makassar: Tarbiyah and Teaching Science Faculty UIN Alauddin. 2011
- Bauer, L. *English Word-Formation*. New York: Endinburgh University Press. 1993
- Brown, H. Douglas, "*Principles of Language Learning and Teaching*" San Francis State University, .2000
- Broughton, G. et al. *Teaching English as a Foreign Language*. Second Edition. USA and Canada: Routledge, 1980
- Bauer, L. *English Word-Formation*. New York: Endinburgh University Press. 1983
- Cambridge University. *Cambridge Dictionary of American English*. Cambridge: Cambridge University Press, 2000
- Celce-Murcia, and Diane Larsen L, F. *The grammar: an ESL/EFL Teacher's Guide*. Newburry: Heinle & Heinle Publishers. 1983
- Jawariah. *Building up Vocabulary Mastery of the Second Year students' of MTS Pesantren An Nahdlah through Translating Test*. Thesis UIN Alauddin Makassar. 2005
- Katamba, F. *Morphology*. New York. St. Martin's Press. 1993
- Larsen-Freeman, D. *Techniques and principles in Language Teaching*, Second Edition. London: Oxford University Press, 2000
- Lieber, R. *Introducing Morphology*. New York: Cambridge University Press. 2009

- Mardiana. *Teaching English by using and movement to improve the students' vocabulary at Aisyiyah Parang Layang Kindegarten Makassar*. Thesis English Department Language 45 Makassar. 2010
- Mulbar, Agusman *Teaching Vocabulary through Poem to the Second Year Students' of SMU Negeri II Makassar*. Faculty of Teacher Training and Education. Makassar Muhammadiyah University. 2002
- O'Grady, W., & Guzman, V. Morphology: The analysis of Word Structure. In O'Grady, W., Archibald, J., & Katamba, F. *Contemporary Linguistics: An Introduction: (2<sup>nd</sup> ed)*. Harlow: Person Education Limited. 2011
- Finocchiaro, Mary, *English as a Second Language from Theory to Practice, (New Jersey: Englewood Cliffs, inc.*1989
- Fries, Harles Charles., *Teaching and Learning as A Foreign Language, Ann Arbor, the University of Michigan Press.*1995
- Fitri, *Improving the Students Vocabulary Achievement through Make A Match Method (A Classroom Action Research in Class VII B of SMP Muhammadiyah 5 Makassar*. Thesis of PBI Makassar Muhammadiyah University, 2010
- Gay. L, R. Education Researcher: *Competencies for analysis and application*, Clurles E. Marril Publishing Company, Columbus. Prentice Hall, 2006
- George D. Spache, *Reading in The Elementary School*, New York: Allvn & Bacon, inc.,1964
- Harmer, Jeremy. *The Practice of English Language Teaching*. London: Longman Group Uk. Limited. 1991
- Lieber, R. *Introducing Morphology*. New York: Cambridge University Press. 2009
- Azar, A. S. The Effect of Games on EFL Learners' Vocabulary Learning Strategies. *International Journal of Basic And Applied Science*. 01 (02) 252-256 (October 2, 2012). Retrieved from [http://www.insikapub.com/Vol-01/No-02/11IJBAS%281%29\(%282%29.pdf](http://www.insikapub.com/Vol-01/No-02/11IJBAS%281%29(%282%29.pdf), 2012
- Putra, Resa. D. A Study of the *Mastery of the Causative Get and Have Among the XII Grade Students of the SMU 7 Semarang in the Academic Year of 2006-2007*. Thesis Sarjana Pendidikan Universitas Semarang, 2009

- Penny Ur, *A course in Language Teaching Practice and Theory*, Cambridge University Press, .1996
- Payne, T. E. *Exploring Language Structure: A Students' Guide*. New York : Cambridge University Press. 2006
- Richards, Jack C and Theodore S. Rodgers, *Approaches and Methods in Language Teaching*. Cet. XV; United States of America: Cambridge University Press, 2009
- Setiyadi, B. *Teaching English as a Foreign Language*. Yogyakarta: Graha Ilmu. 2006
- Sudjiono, Prof. Drs. Anas. *Pengantar Statistik Pendidikan*. Cet.25: Jakarta: PT Raja Grafindo Persada. 2014
- Widianto. *The use of Grammar Translation Method to Improve Students' Mastery of Causative Form*. A case of the year eleven students' of SMA 1 Tanjungan, Blora in academic year of. 2011
- Zahra Milla. Aeniya. a study of the *Teaching Reading Using Grammar Translation Method* at the second grade of SMPN 4 Kotabaru Kabupaten Karawang, STKIP Siliwangi Bandung, 2011

**A**

**P**

**P**

**E**

**N**

**D**

**I**

**X**

UNIVERSITAS ISLAM NEGERI

**ALA UDDIN**

M A K A S S A R

**E**

**S**

## APPENDIX I

### RESEARCH JOURNAL IN CLASSROOM ACTION RESEARCH

Teacher : Nurhasna S.Pd

Researcher : Nurdiana. M

Class : VIII A MTs Boro Jenepono Regency

No.	Activities	Date
1.	Give research letter and proposal to school	8 March 2017
2.	Pre-Test	10 March 2017
3.	Cycle 1	14 March 2017
4.	Cycle 2	24 March 2017
6.	Ask research letter from school	14 April 2017
7.		
8.		
9.		
10		



**APPENDIX II**  
**STUDENTS NAME LIST**

<b>No.</b>	<b>Name</b>	<b>Students Code</b>
1.	NURFITRAH QAULI	A-1
2.	AHMAD SAIFULLAH	A-2
3.	AYU ANDIRA	A-3
4.	RIFQI	A-4
5.	WINDA SRI AWALIYAH	A-5
6.	AMINA MILLAH	A-6
7.	MIRTA	A-7
8.	WANDA AULIA PUTRI JABBAR	A-8
9.	SUCI MADANI	A-9
10.	HENDRI AWAN SAPUTRA	A-10
11.	REKA AFIQ	A-11
12.	A.RATU ANNISA TRI PUTRI	A-12
13.	KARISMA	A-13
14.	RAHMAWATI NURUL	A-14
15.	SELFI	A-15
16.	NURJANNA HIKMAH	A-16
17.	AGUNG	A-17
18.	SITTI NURHALISA	A-18
19.	YULISA AMANDA	A-19
20.	M. SAFWAN ZAKY	A-20

M A K A S S A R

**Appendix III**  
**RENCANA PELAKSANAAN PEMBELAJARAN**  
**(RPP)**

**I. IDENTITAS**

**Satuan pendidikan : Mts. Boro**

**Mata Pelajaran : Bahasa Inggris**

**Kelas/ Semester : VIII/ 2**

**Pertemuan 1**

**II. STANDAR KOMPETENSI**

Mengungkapkan makna dalam percakapan transaksional dan interpersonal lisan pendek sederhana untuk berinteraksi dengan lingkungan sekitar.

**III. KOMPETENSI DASAR**

Mengungkapkan makna yang terdapat dalam percakapan transaksional (to get things done) dan interpersonal (besosialisasi) pendek sederhana dengan menggunakan ragam bahasa lisan secara akurat.

**IV. INDIKATOR**

- a. Siswa mampu mengetahui arti kosakata dengan tepat
- b. Siswa mampu memahami kosakata yang dipelajari
- c. Siswa mampu menggunakan kosakata yang dipelajari

**V. MATERI POKOK/ URAIAN MATERI POKOK**

**Cari arti kosakata dibawah ini!**

Vocabulary	Arti
Window	
Wall	
Paper	
Back	
Door	
Chair	
Friend	
Lamp	
Parent	
Seat	

## VI. METODE DAN STRATEGI PEMBELAJARAN

GTM method

## VII. LANGKA – LANGKA KEGIATAN

- Kegiatan pendahuluan
  - a. Greeting
  - b. Tanya jawab berbagai hal terkait kondisi siswa
  - c. Absensi
  - d. Memberi motivasi siswa
  - e. Penjelasan tentang topic yang akan dibahas
- **Kegiatan inti**
  - a. Guru memberikan kosakata yang akan dipelajari, kemudian meminta siswa untuk mencatatnya
  - b. Guru guru meminta siswa untuk membaca kosakata yang diberikan
  - c. Guru meminta siswa untuk mencari arti kosakata dalam kamus dan menerjemahkannya
  - d. Guru meminta siswa untuk menghafal kosakata yang telah diberikan.
- **Kegiatan penutup**
  - a. Menyimpulkan materi pembelajaran
  - b. Guru memeriksa catatan siswa
  - c. Menanyakan kesulitan siswa selama KBM
  - d. Guru memberikan motivasi akhir
  - e. Guru memberi salam

## VIII. SUMBER PEMBELAJARAN

Benda di sekitar lingkungan, marker dan whiteboard.

**Pertemuan ke 2**

**Tema : Family life**

**Aspek / Skill : Vocabulary**

### I. STANDAR KOMPETENSI

Mengungkapkan makna dalam teks tertulis fungsional dan essay pendek sederhana berbentuk recount dan narrative untuk berinteraksi dengan lingkungan sekitar.

### II. KOMPETENSI DASAR

Mengungkapkan makna dan langkah retorika dalam essay pendek sederhana dengan menggunakan ragam bahasa tulis secara akurat, lancar, dan berterima untuk berinteraksi dengan lingkungan sekitar berbentuk recount dan narrative.

### III. INDIKATOR

Siswa mampu:

- a. Mengetahui arti kosakata dengan tepat
- b. Memahami kosakata yang dipelajari
- c. Menggunakan kosakata yang dipelajari.
- d. Membuat kalimat sederhana sesuai dengan kosakata yang telah diberikan

### IV. TUJUAN PEMBELAJARAN

Pada akhir pembelajaran siswa dapat:

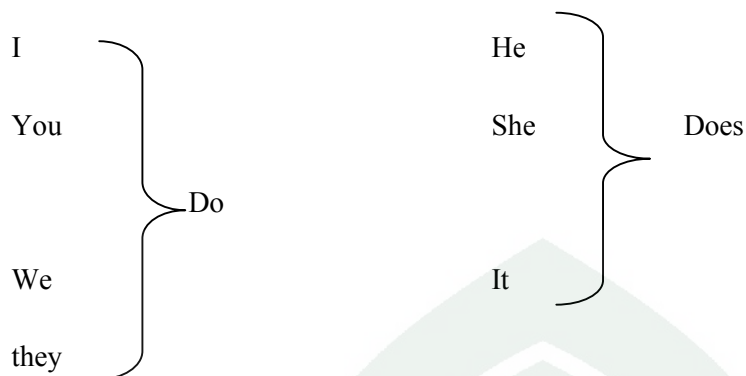
- a. Mengetahui arti kosakata dengan tepat
- b. Memahami kosakata yang dipelajari
- c. Menggunakan kosakata yang dipelajari.
- d. Membuat kalimat sederhana sesuai dengan kosakata yang telah

diberikan

### V. MATERI POKOK DAN URAIAN MATERI POKOK

**Vocabulary verbs:**

Sweep = menyapu, Listen=mendengar, Open=membuka, Do=melakukan,  
Close=menutup, Wash=mencuci, Watch=nonton, Have=mempunyai,  
Read=membaca, and Brush=menyikat.



### Study Sentences:

1. Wina ..... the floor
2. Rio ..... the music
3. The students ..... the book
4. My little brother ..... the homework
5. The student ..... the door
6. My mother ..... the clothes
7. Riri ..... the television
8. I ..... breakfast this morning
9. Kiki's father ..... a newspaper
10. Koko ..... the teeth

Brush  
Have  
Close  
Open  
Read  
Watch  
Do  
Sweep  
Wash

### VI. SUMBER BELAJAR

b. Marker and White board

### VII. METODE PEMBELAJARAN / TEKNIK

Pendekatan : GTM method

Metode : Individual work

### VIII. LANGKAH-LANGKAH KEGIATAN

#### ➤ Kegiatan Pendahuluan

- a. Greeting (memberi salam dan tegur sapa)
- b. Tanya jawab berbagai hal terkait kondisi siswa
- c. Mengabsen siswa
- d. Memberi motivasi kepada siswa
- e. Penjelasan tentang topic yang akan dibahas

#### ➤ Kegiatan Inti

- a. Guru memberikan kosakata yang akan dipelajari, kemudian meminta siswa untuk menuliskannya.
- b. Guru meminta siswa untuk membaca kosakata yang diberikan.
- c. Guru meminta siswa untuk mencari arti kosakata dalam kamus dan menerjemahkannya.
- d. Guru meminta siswa untuk menghafalkan kosakata yang telah dipelajari
- e. Guru memberikan soal kepada murid tentang materi yang telah dipelajari, kemudian meminta siswa menerjemahkannya.

➤ **Kegiatan Penutup**

- a. Menyimpulkan materi pembelajaran
- b. Menanyakan kesulitan siswa selama KBM
- c. Guru memberikan catatan akhir.
- d. Guru memberikan salam.

## **IX. SUMBER PEMBELAJARAN**

Text book, Marker and White board

Petemuan ke 3

**Tema : At School**

### **I. STANDAR KOMPETENSI**

Mengungkapkan makna dalam percakapan transaksional dan interpersonal lisan pendek sederhana untuk berinteraksi dengan lingkungan sekitar.

### **II. KOMPETENSI DASAR**

Mengungkapkan makna yang terdapat dalam percakapan transaksional (to get things done) dan interpersonal (besosialisasi) pendek sederhana dengan menggunakan ragam bahasa lisan secara akurat.

### **III. INDIKATOR**

- a. Siswa mampu mengetahui arti kosakata dengan tepat
- b. Siswa mampu memahami kosakata yang dipelajari
- c. Siswa mampu menggunakan kosakata yang dipelajari dalam bentuk kalimat negatif

### **IV. MATERI POKOK/ URAIAN MATERI POKOK**

Subject	To be	Vocabulary	
L	Do not (don't )	Open	The door!
You		Sit	Down!

We		Close	The door!
They		Enter	In the class!
He	Does not (doesn't)	Park	Here !
She		Turn	Right!
It		Turn	Left!

## V. METODE DAN STRATEGI PEMBELAJARAN

GTM

## VI. LANGKA – LANGKA KEGIATAN

### ➤ Kegiatan pendahuluan

- a. Greeting
- b. Tanya jawab berbagai hal terkait kondisi siswa
- c. Absensi
- d. Memberi motivasi siswa

### ➤ Kegiatan inti

- a. Guru memberikan kosakata kepada siswa, kemudian meminta siswa Mencatatnya
- b. Guru meminta siswa mencari arti kosakata dalam kamus, kemudian menghafalkannya
- c. Guru menjelaskan kepada siswa tentang penggunaan do not (don't) dan does not (doesn't) dalam suatu kalimat
- d. Guru meminta siswa membuat kalimat negative terkait materi yang di ajarkan

### ➤ Kegiatan penutup

- a. Menyimpulkan materi pembelajaran
- b. Guru memberikan pertanyaan sesuai materi yang diajarkan
- c. Menanyakan kesulitan siswa selama KBM
- d. Guru memberikan motivasi akhir
- e. Guru member salam

## VII. SUMBER PEMBELAJARAN

Marker and White board

petemuan ke-4

Materi pelajaran

**Tema : At school**

### I. STANDAR KOMPETENSI

Mengungkapkan makna dalam teks tertulis fungsional dan esei pendek sederhana berbentuk recount dan narrative untuk berinteraksi dengan lingkungan sekitar.



## II. KOMPETENSI DASAR

Mengungkapkan makna dan langkah retorika dalam esei pendek sederhana dengan menggunakan ragam bahasa tulis secara akurat, lancer, dan berterima untuk berinteraksi dengan lingkungan sekitar.

## III. INDIKATOR

- a. Siswa mampu mengetahui arti kosakata dalam kalimat dengan tepat
- b. Siswa mampu memahami kosakata dalam kalimat yang dipelajari
- c. Siswa mampu menggunakan kosakata yang dipelajari dalam bentuk kalimat

## IV. MATERI POKOK/ URAIAN MATERI POKOK

*Terjemahkan kalimat–kalimat dibawah ini kedalam bahasa Indonesia!*

1. Mitha closes the door, because it's very hot today
2. My sister turns off the television
3. The teacher asks to the students to open the book on page 34
4. The teacher wants me to clean the blackboard
5. The teacher asks Doni to sit on the chair
6. My friend wants to give me the book
7. My father wants me to read the book
8. My mother wants me to brush my teeth before sleeping
9. My mother wants me stop play game
10. The teacher wants to the students do exercise

## V. METODE DAN STRATEGI PEMBELAJARAN

GTM

## VI. LANGKA – LANGKA KEGIATAN

### ➤ Kegiatan pendahuluan

- a. Greeting
- b. Tanya jawab berbagai hal terkait kondisi siswa
- c. Absensi
- d. Memberi motivasi siswa
- e. Penjelasan tentang topic yang akan dibahas

### ➤ Kegiatan inti

- a. Guru meminta siswa mengulangi beberapa kosakata beserta artinya yang pernah di hafalkan
- b. Guru memberikan penjelasan tentang cara membuat kalimat

- c. Guru memberikan beberapa contoh kalimat dan meminta siswa untuk mengamati serta mendiskusikan maksud atau arti dari kalimat kepada teman sekelompok
- d. Guru memberi soal kepada siswa terkait materi yang telah dipelajari

➤ **Kegiatan penutup**

- a. Menyimpulkan materi pembelajaran
- b. Guru memberikan pertanyaan sesuai materi yang diajarkan
- c. Menanyakan kesulitan siswa selama KBM
- d. Guru memberikan motivasi akhir
- e. Guru member salam

**VI. SUMBER PEMBELAJARAN**

Marker, Whiteboard

**VII. PEDOMAN PENILAIAN**

1. Tiap nomor diberi nilai 20
2. Jumlah nilai maksimal  $25 \times 5 = 100$

Nilai Maksimal = 100

Teacher

Nurhasna S.Pd

**APPENDIX IV**  
**The results of the pre-test**

<b>No.</b>	<b>Students' Code</b>	<b>Score</b>
1.	A-1	40
2.	A-2	30
3.	A-3	40
4.	A-4	30
5.	A-5	50
6.	A-6	80
7.	A-7	80
8.	A-8	40
9.	A-9	50
10.	A-10	80
11.	A-11	70
12.	A-12	50
13.	A-13	60
14.	A-14	50
15.	A-15	60
16.	A-16	50
17.	A-17	50
18.	A-18	30
19.	A-19	30
20.	A-20	90
<b>Sum</b>	20	1050
<b>Mean</b>		<b>52.5</b>

**APPENDIX V**  
**The results of the first cycle**

<b>No.</b>	<b>Students' Code</b>	<b>Score</b>
1.	A-1	60
2.	A-2	75
3.	A-3	70
4.	A-4	50
5.	A-5	85
6.	A-6	80
7.	A-7	70
8.	A-8	80
9.	A-9	80
10.	A-10	90
11.	A-11	90
12.	A-12	40
13.	A-13	40
14.	A-14	70
15.	A-15	60
16.	A-16	80
17.	A-17	60
18.	A-18	20
19.	A-19	40
20.	A-20	90
<b>Sum</b>	<b>20</b>	<b>1330</b>
	<b>Mean</b>	<b>66.5</b>

**APPENDIX VI**  
**The results of the second cycle**

<b>No.</b>	<b>Students' Code</b>	<b>Score</b>
1.	A-1	95
2.	A-2	90
3.	A-3	80
4.	A-4	80
5.	A-5	92
6.	A-6	90
7.	A-7	90
8.	A-8	90
9.	A-9	85
10.	A-10	88
11.	A-11	84
12.	A-12	85
13.	A-13	92
14.	A-14	80
15.	A-15	80
16.	A-16	90
17.	A-17	90
18.	A-18	80
19.	A-19	90
20.	A-20	100
<b>Sum</b>	<b>20</b>	<b>1703</b>
	<b>MEAN</b>	<b>85.15</b>

**APPENDIX VII**

The results of the test from the first cycle until second cycle

No.	Students' Code	Cycle 1	Cycle 2
1.	A-1	60	95
2.	A-2	75	90
3.	A-3	70	80
4.	A-4	50	80
5.	A-5	85	92
6.	A-6	80	90
7.	A-7	70	90
8.	A-8	80	90
9.	A-9	80	85
10.	A-10	90	88
11.	A-11	90	84
12.	A-12	40	85
13.	A-13	40	92
14.	A-14	70	80
15.	A-15	60	80
16.	A-16	80	90
17.	A-17	60	90
18.	A-18	20	80
19.	A-19	40	90
20.	A-20	90	100
<b>Sum</b>		1330	1703
<b>Average mean</b>		66.5	85.15
<b>Low Score</b>		40	80
<b>High Score</b>		90	100

**APPENDIX VIII**  
**OBSERVATION CHECKLIST**  
**FIRST CYCLE**

NO.	Activity	Indicator	Option		Description
			Yes	No	
1.	Opening	Teacher begins the learning process by greeting then ask to the students for praying together and check the students presence list.	✓		
		Teacher is asking about last material.	✓		
		Teacher tells the aim of the subject that will be reached.	✓		
		Teacher tell the material scope and description of activities according to lesson plan.	✓		
2.	Main activity	Students listen to the teacher's explaining about subject that they learn.		✓	
		Students ask for the question about something that they don't know according to the material.		✓	



		Teacher answer the question from the students.	✓		
		Teacher gives the exercise to do by students.	✓		
		Teacher invites the students to collect their answer.		✓	
		Teacher gives feedback to the students.			
3.	Closing	Teacher and students together to make a resume for the material they have done.	✓		
		Teachers ask questions to students to help them do reflection on learning activities they have done.	✓		
		Teacher gives task to students about the material that they have done.	✓		
		Teacher explains the learning activity about the material in next meeting.		✓	

**APPENDIX IX**  
**OBSERVATION CHECKLIST**  
**SECOND CYCLE**

NO.	Activity	Indicator	Option		Description
			Yes	No	
1.	Opening	Teacher begins the learning process by greeting then ask to the students for praying together and check the students presence list.	✓		
		Teacher is asking about last material.	✓		
		Teacher tells the aim of the subject that will be reached.	✓		
		Teacher tell the material scope and description of activities according to lesson plan.	✓		
2.	Main activity	Students listen to the teacher's explaining about subject that they learn.	✓		
		Students ask for the question about something that they don't know according to the material.	✓		

		Teacher answer the question from the students.	✓		
		Teacher gives the exercise to do by students.	✓		
		Teacher invites the students to collect their answer.	✓		
		Teacher gives feedback to the students.			
3.	Closing	Teacher and students together to make a resume for the material they have done.	✓		
		Teachers ask questions to students to help them do reflection on learning activities they have done.	✓		
		Teacher gives task to students about the material that they have done.	✓		
		Teacher explains the learning activity about the material in next meeting.	✓		

**APPENDIX X**  
**Research Instrument**

**Vocabulary test**

**Research instrument**



*Increasing Students' Lexical Items to Produce Vocabulary through Grammar Translation Method at the Second Grade of MTs Boro*

<b>Name</b> : <b>Class</b> : <b>Id Number</b> :	<u><b>Score</b></u>
---	---------------------

**Direction:**

1. This research instrument (Test/Observation) is administered in order to find out students' vocabulary at the second grade of Mts Boro to application of grammar translation method to improve the students' vocabulary.
2. This test vocabulary will not take any effect on your grading point at any courses you are taking in the semester.
3. Please answer this test vocabulary carefully and independently.
4. This test will be administered for around 20 to 25 minutes.
5. During the test, you are not allowed to use reading test.

***Taks I***

**Arrange into a good sentence, number 11-15!**

1. Tulislah nama warna kesukaanmu di atas papan tulis!  
 Blackboard - write – your -favorite- color – on – the – name
2. Tono pergi ke kantor.  
 The - to – office – Tono – go.
3. Budi membersihkan kursi.  
 Clean – Budi – chair – the

4. Mirta suka buku ini.;

Like – this – she – book

5. Pintu itu rusak.

The – is – door – broke

6. intan di dalam ruang kelas.

intan – the – classroom – in

7. Lisa menulis sepucuk surat.

Write – Lisa – letter – a

8. ada sebuah mistar di atas meja.

Is – a – there – ruler – table – on- the.

9. Sinta adalah siswa yang rajin

A – is – Sinta – student – diligent.

10. Linda meletakkan buku di atas lemari.

Put – Linda – the – on – book – cupboard.

11. Rani mengerjakan tugas rumah

Do- rani- homework

12. Ali membersihkan meja.

Table- Ali- clean

13. dinding itu kotor

That- wall- dirty-is

14. guru yang cantik

Teacher beautiful

15. gadis cantik

Girl- beautiful

**Taks II**

**Choose the correct answer meaning of the underline word by crossing**

**(X) a, b, c, and e!**

16. Write your name on the blackboard, please!

What is the meaning the underline word above?

- |                |               |
|----------------|---------------|
| a. Papan tulis | c. papan nama |
| b. Dinding     | d. lantai     |

17. I like to use hat

What the meaning the underline above?

- |           |              |
|-----------|--------------|
| a. Gelang | c. Topi      |
| b. Dasi   | d. Kaos kaki |

18. Color an O'clock is black?

What the meaning the underline above?

- |                |               |
|----------------|---------------|
| a. Jam dinding | c. Pensil     |
| b. Penghapus   | d. Jam tangan |

19. The new teacher ask to Iksan, “where the library in this school?”

What the meaning the underline above?

- |           |                 |
|-----------|-----------------|
| a. Kelas  | c. Perpustakaan |
| b. Lemari | d. Kamar        |

20. The colors of Indonesian flag are red and white

What the meaning the underline above?

- |            |            |
|------------|------------|
| a. Lambang | c. Warna   |
| b. Hukum   | d. Bendera |

21. Dira watering grass.

What the meaning the underline above?

- |          |           |
|----------|-----------|
| a. Pohon | c. Tanah  |
| b. Bunga | d. Rumput |

22. Lisa and Budi help Dewi to clean the floor.

What the meaning the underline above?

- |           |                |
|-----------|----------------|
| a. Lantai | c. Meja        |
| b. Kleas  | d. Papan tulis |

23. Dewi always help her mother to sell fried food in the cafeteria.

What the meaning the underline above?

- a. Di kelas
- b. Di ruang guru
- c. Di toilet
- d. Di kantin

24. Rudi Fell of the bike and injured his leg. Budi saw immediately took first aid kid.

What the meaning the underline above?

- a. Pertolongan pertama pada kecelakaan
- b. Stethoscope
- c. Jarum suntik
- d. Obat bius

25. Tuti is diligent. Tuti always get ranked in the school.

What the meaning the underline above?

- a. Malas
- b. Rajin
- c. Pandai
- d. Cantik



**APPENDIX XI**  
**Research Instrument**

**Vocabulary test**

**Research instrument**



*Increasing Students' Lexical Items to Produce Vocabulary through Grammar Translation Method at the Second Grade of MTs Boro*

<b>Name</b> : <b>Class</b> : <b>Id Number</b> :	<u><b>Score</b></u>
---	---------------------

**Direction:**

1. This research instrument (Test/Observation) is administered in order to find out students' vocabulary at the second grade of Mts Boro to application of grammar translation method to improve the students' vocabulary.
2. This test vocabulary will not take any effect on your grading point at any courses you are taking in the semester.
3. Please answer this test vocabulary carefully and independently.
4. This test will be administered for around 20 to 25 minutes.
5. During the test, you are not allowed to use reading test.

***Taks I***

**Translate into English the Sentence Below!**

1. Buka pintu itu!
2. Dian pergi kesekolah
3. Ali membuka jendela
4. Dewi siswa yang rajin
5. Toni seorang siswa.

**Task II****Arrange into a good sentence, number 11-15!**

6. Tulislah nama temanmu di atas papan tulis!  
Blackboard - write – your friend– on – the – name
7. Tono pergi ke kantor.  
The - to – office – Tono – go.
8. Budi membersihkan kursi.  
Clean – Budi – chair – the
9. Mirta suka buku ini.;  
Like – this – she – book
10. Pintu itu rusak.  
The – is – door – broke
11. Sinar di dalam ruang kelas.  
Jenson – the – classroom – in
12. Lisa menulis sepucuk surat.  
Write – Lisa – letter – a
13. Ada sebuah mistar di atas meja.  
Is – a – there – ruler – table – on.
14. Sinta adalah siswa yang rajin  
A – is – Sinta – student – diligent.
15. Linda meletakkan buku di atas meja.  
Put – Linda – the – on – book – table.

**Taks III**

**Choose the correct answer meaning of the underline word by crossing**

**(X) a, b, c, and e!**

16. Write your name on the blackboard, please!

What is the meaning the underline word above?

- |                |               |
|----------------|---------------|
| a. Papan tulis | c. papan nama |
| b. Dinding     | d. lantai     |

17. I like to use hat

What the meaning the underline above?

- |           |              |
|-----------|--------------|
| a. Gelang | c. Topi      |
| b. Dasi   | d. Kaos kaki |

18. Color an O'clock is black?

What the meaning the underline above?

- |                 |               |
|-----------------|---------------|
| Ca. Jam dinding | c. Pensil     |
| b. Penghapus    | d. Jam tangan |

19. The new teacher ask to Iksan, “where the library in this school?”

What the meaning the underline above?

- |           |                 |
|-----------|-----------------|
| a. Kelas  | c. Perpustakaan |
| b. Lemari | d. Kamar        |

20. The colors of Indonesian flag are red and white

What the meaning the underline above?

- |            |            |
|------------|------------|
| a. Lambang | c. Warna   |
| b. Hukum   | d. Bendera |

21. Dira watering grass.

What the meaning the underline above?

- |          |           |
|----------|-----------|
| a. Pohon | c. Tanah  |
| b. Bunga | d. Rumput |

22. Lisa and Budi help Dewi to clean the floor.

What the meaning the underline above?

- |           |                |
|-----------|----------------|
| a. Lantai | c. Meja        |
| b. Kleas  | d. Papan tulis |

23. Dewi always help her mother to sell fried food in the cafeteria.

What the meaning the underline above?

- a. Di kelas
- b. Di ruang guru
- c. Di toilet
- d. Di kantin

24. Rudi Fell of the bike and injured his leg. Budi saw immediately took first aid kid.

What the meaning the underline above?

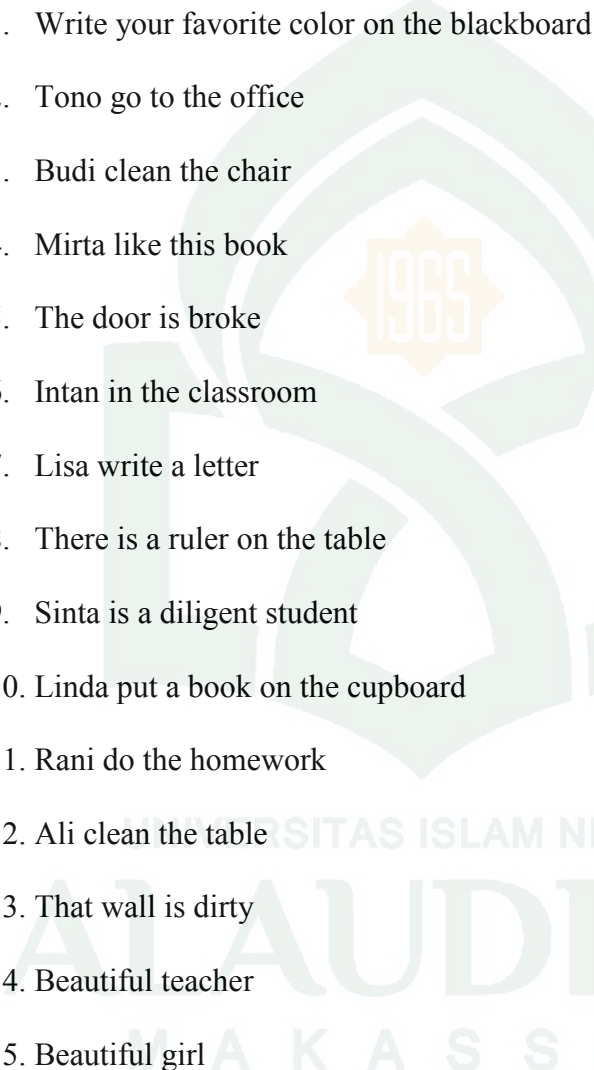
- a. Pertolongan pertama pada kecelakaan
- b. Stethoscope
- c. Jarum suntik
- d. Obat bius

25. Tuti is diligent. Tuti always get ranked in the school.

What the meaning the underline above?

- a. Malas
- b. Rajin
- c. Pandai
- d. Cantik

**APPENDIX XII****ANSWER KEY****EVALUATION OF SECOND CYCLE***Task 1*

1. Write your favorite color on the blackboard
  2. Tono go to the office
  3. Budi clean the chair
  4. Mirta like this book
  5. The door is broke
  6. Intan in the classroom
  7. Lisa write a letter
  8. There is a ruler on the table
  9. Sinta is a diligent student
  10. Linda put a book on the cupboard
  11. Rani do the homework
  12. Ali clean the table
  13. That wall is dirty
  14. Beautiful teacher
  15. Beautiful girl
- 
- A large, light green watermark of the Universitas Islam Negeri Alauddin Makassar logo is centered on the page. The logo features a stylized green archway with a yellow star in the center containing the year '1965'. Below the archway, the text 'UNIVERSITAS ISLAM NEGERI ALAUDDIN MAKASSAR' is written in a light green, sans-serif font.

*Task II*

16. A

17. C

18. A

19. C

20. D

21. D

22. A

23. D

24. A

25. B



**APPENDIX XIII****ANSWER KEY****EVALUATION OF SECOND CYCLE****Task I**

1. Open the door!
2. Dian go to school
3. Ali open the window
4. Dewi is diligent student
5. Toni is a student

**Task II**

6. Write your name on the blackboard.
7. Tono go to cafeteria
8. Budi clean the floor
9. Linda like this book
10. The window is broke
11. Jenson in the classroom
12. Dian write a letter
13. There is a book on the table
14. Sitti is a diligent student
15. Linda put a pen on the table



**Task III**

16. A

17. D

18. A

19. C

20. D

21. B

22. A

23. D

24. A

25. B



### APPENDIX XIV

#### Documentation of Research in MTs Boro Jeneponto Regency





## CURICULUM VITAE



The writer, **Nurdiana. M** was born on November 05, 1995 in Jeneponto. She is the daughter of Maming and Haspia. She has three sisters and one brother, Syaripuddin, Hasmawati, Sumarni and Mariani Ulfa.

The writer began her study in SDN 72 Kambutta toa Jeneponto, South Sulawesi and graduated in 2007. She continued her study in MTs Boro Jeneponto. She graduated in 2010. Then she continued her study in MA Al-Furqan Jenetallas Jeneponto graduated in 2013.

In 2013, she continued her study at State Islamic University of Alauddin Makassar. She was majoring in English Education Department in Tarbiyah and Teaching Science Faculty. During studied at the university, the writer active in some organizations they are New Generation Club, English Devotee Community.

UNIVERSITAS ISLAM NEGERI  
ALAUDDIN  
M A K A S S A R