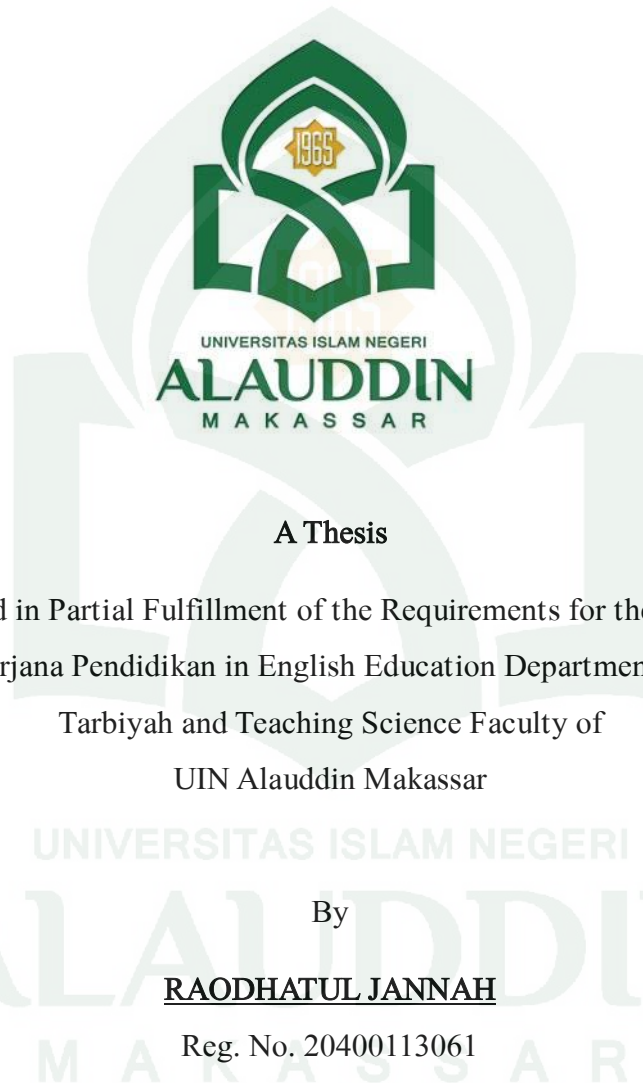


**DEVELOPING INVITATION AND GREETING CARD
MATERIALS DEALING WITH 2013 CURRICULUM OF THE
EIGHTH GRADE AT SMPN 2 SUNGGUMINASA, GOWA**



A Thesis

Submitted in Partial Fulfillment of the Requirements for the Degree of
Sarjana Pendidikan in English Education Department of
Tarbiyah and Teaching Science Faculty of
UIN Alauddin Makassar

By

RAODHATUL JANNAH

Reg. No. 20400113061

**ENGLISH EDUCATION DEPARTMENT
TARBIYAH AND TEACHING SCIENCE FACULTY
UIN ALAUDDIN MAKASSAR**

2017

PERNYATAAN KEASLIAN SKRIPSI

Mahasiswa (i) yang bertandatangan di bawah ini:

Nama : Raodhatul Jannah
NIM : 20400113061
Tempat/Tgl. Lahir : Bantaeng, 12 Juli 1996
Jurusan : Pendidikan Bahasa Inggris
Fakultas : Tarbiyah dan Keguruan
Alamat : Jl. Karaeng sero, komp. Harmoni Pao-Pao
Judul : Developing Invitations and Greeting Cards Materials
Dealing With 2013 Curriculum Of The Eighth Grade on
SMPN 2 Sungguminasa, Gowa.

Menyatakan dengan sesungguhnya dan penuh kesadaran bahwa skripsi ini benar adalah hasil karya sendiri. Jika dikemudian hari terbukti bahwa skripsi ini merupakan duplikat, tiruan, plagiat, atau dibuat oleh orang lain, sebagian atau seluruhnya, maka skripsi dan gelar yang diperoleh karenanya batal demi hukum.

Makassar, 17 November 2017

Penyusun,

UNIVERSITAS ISLAM NEGERI
ALAUDDIN
MAKASSAR



Raodhatul Jannah
NIM. 20400113061


PERSETUJUAN PEMBIMBING


Pembimbing penulisan skripsi saudari **Raodhatul Jannah**, NIM: 20400113061 mahasiswi Jurusan Pendidikan Bahasa Inggris pada Fakultas Tarbiyah dan Keguruan UIN Alauddin Makassar, setelah meneliti dan mengoreksi secara seksama skripsi yang bersangkutan dengan judul " Developing Invitations and Greeting Cards Materials Dealing With 2013Curriculum Of The Eight Grade on SMPN 2 Sungguminasa, Gowa" memandang bahwa skripsi tersebut telah memenuhi syarat-syarat ilmiah dan dapat disetujui ke sidang munaqasah.

Makassar, 24 Juli 2017

Pembimbing I

Pembimbing II


Dr. Hj. Djuwairiah Ahmad, M.Pd., M.TESOL
NIP.19700619 199403 2 001


Nur Altyah Nur, S.Pd., M.Pd
NUPN. 9920100351

PENGESAHAN SKRIPSI

Skripsi yang berjudul, “**Developing Invitation and Greeting Card Materials Dealing with 2013 Curriculum of The Eight Grade at SMPN 2 Sungguminasa, Gowa**”, yang disusun oleh **Raodhatul Jannah, NIM: 20400113061**, mahasiswa Jurusan Pendidikan Bahasa Inggris pada Fakultas Tarbiyah dan Keguruan UIN Alauddin Makassar, telah diujikan dan dipertahankan dalam sidang munaqasyah yang diselenggarakan pada hari Kamis, Tanggal **17 November 2017** bertepatan pada Tanggal **28 Safar 1439 H**, dinyatakan telah dapat diterima sebagai salah satu syarat untuk memperoleh gelar Sarjana Pendidikan (S.Pd) pada Fakultas Tarbiyah dan Keguruan, Jurusan Pendidikan Bahasa Inggris dengan beberapa perbaikan.

Samata-Gowa, 17 November 2017
28 Safar 1439 H.

DEWAN PENGUJI (SK.Dekan No.2649 Tertanggal 17 November 2017)

Ketua : Dr. Kamsinah, M.Pd.I. 

Sekretaris : Sitti Nurpahmi, S.Pd., M.Pd 

Munaqisy I : Dra. Hj. St. Azizah, M. Ed. St., Ph. D 

Munaqisy II : Dr. H. Abd. Muis Said, M.Ed.TESOL 

Pembimbing I : Dr. Hj. Djuwairiah Ahmad, M.Pd., M. TESOL. 


Pembimbing II: Nur Aliyah Nur, S.Pd.I., M.Pd. 

Mengetahui :
Dekan Fakultas Tarbiyah dan Keguruan
UIN Alauddin Makassar //




Dr. H. Muhammad Amri, Lc., M.Ag.
NIP. 19730120 200312 1 001

ACKNOWLEDGMENTS



Alhamdulillah *RabbilAlamin*, the writer would like to praise and express her high gratitude to Allah SWT, who has given the blessing, health, opportunity and inspiration to finish this writing thesis. And also, she does not forget to express Salam and Sholawat to the prophet Muhammad SAW who has guided moslems from the darkness to the lightness and brought us from the stupidity to the cleverness era.

The writer realizes that this thesis would not finish without help and the guidance from other people, so the writer would like to express her deepest thanks to the following people:

1. Writer's beloved parents, **Haeruddin** and **Nurhayati** who always love, pray, motivate and support the writer for all of their life. The greatest persons in writer's heart ever.
2. **Prof. Dr. Musafir Pababbari, M.Si.** the Rector of Alauddin State Islamic University of Alauddin Makassar for his advice during she studied at the university.
3. **Dr. H. Muhammad Amri, Lc., M.Ag.** The Dean of Tarbiyah and Teaching Science Faculty for advice and motivation.
4. **Dr. Kamsinah, M.Pd.I., and Sitti Nurpahmi, S.Pd., M.Pd.,** The Head and the Secretary of English Department of Tarbiyah and Teaching Science Faculty of Alauddin State Islamic University (UIN) Makassar and all of the staffs.
5. The writer's consultants, **Dr. Hj. Djuwairiah Ahmad, M.Pd., M.TESOL,** and **Nur Aliyah Nur, S.Pd., M.Pd.** who have helped, guided, and supported the researcher during the writing of this thesis.
6. All of the lecturers of Tarbiyah and Teaching Science Faculty of Alauddin State Islamic University of Makassar for their guidance during her study.
7. The Headmaster of SMP 2 Sungguminasa, Gowa, thank you for your good respond to this research.

8. The English Teacher of Eight Grade SMP 2 Sungguminasa, **Musdalifah, S.Pd.**, who accepted and helped the writer in the school.
9. The Eight Grade (8.5) students SMPN 2 Sungguminasa, Gowa who already supported the writer on her research. Thank you for your cooperation.
10. The researcher's team in this project, **Husni Mubarak, Rezki Amaliah, Fadilla Syam, Asyrah, Nur Ilmiah Ridwan, Hawariah, and Bella Aldama** for their supported and assistance during the accomplishing of this thesis.
11. The writer's classmates in English Education Department, PBI 3 and 4 in Academic Year 2013.
12. All of the people around the writer's life who could not be mentioned one by one by the writer that have given a big inspiration, motivation, spirit and do'a to her. May all our/the efforts are blessed by Allah SWT. *Aamiin*

Makassar, 17 November 2017
The Writer




Raodhatul Jannah
NIM: 20400113061

UNIVERSITAS ISLAM NEGERI
ALAUDDIN
M A K A S S A R

LIST OF CONTENTS

	Pages
COVER PAGE	i
PERNYATAAN KEASLIAN SKRIPSI	ii
PERSETUJUAN PEMBIMBING	iii
PENGESAHAN SKRIPSI	iv
ACKNOWLEDGEMENT	v
TABLE OF CONTENTS	vii
LIST OF FIGURE AND TABLES	ix
LIST OF APPENDIX	x
ABSTRACT	xi
CHAPTER I INTRODUCTION	1-6
A. Background	1
B. Research Problem	3
C. Research Objectives	4
D. Research Significance	4
E. Research Scope and Delimitation	5
F. Operational Definition of Term	6
CHAPTER II REVIEW OF RELATED LITERATURES	7-12
A. Previous Related Research Findings	7
B. Some Pertinent Ideas	9
C. Theoretical Framework	10
CHAPTER III RESEARCH METHOD	13-18
A. Research Method	13
B. Development Model	14
C. Research Subject	16
D. Types of Data	16
E. Research Instruments	16
F. Data Collecting Procedures	17
G. Try Out	17
H. Data Analyzing Technique	18
CHAPTER IV FINDINGS AND DISCUSSION	19-35
A. Findings	19

B. Discussion	32
CHAPTER V CONCLUSIONS AND SUGGESTIONS	36-37
A. Conclusions	36
B. Suggestions	37
BIBLIOGRAPHY	38-39
APPENDIXES	40-93
CURRICULUM VITAE	



LIST OF FIGURES AND TABLES

	Page
FIGURE 1. Theoretical Framework	12
FIGURE 2. The ADDIE's Model.....	14
TABLE 1 Result of Questionnaire.....	20



LIST OF APPENDIXES

APPENDIX 1. Questionnaire	47
APPENDIX 2. Teaching Material Design (Blue Print)	51
APPENDIX 3. 1 Result of Questionnaire Part A.....	53
APPENDIX 3. 2 Result of Questionnaire Part B.....	54
APPENDIX 3. 3 Result of Questionnaire Part C.....	54
APPENDIX 4. Result of Rubric for Expert and Teacher Judgment.....	55
APPENDIX 5. Rubric for Students.....	58
APPENDIX 6 Syllabus.....	64
APPENDIX 7. Product	88
APPENDIX 8. Documentation	106



ABSTRACT

Thesis Title : **Developing Invitation and Greeting Card Materials Dealing with 2013 Curriculum of The Eighth Grade at SMPN 2 Sungguminasa, Gowa**
Year : **2017**
Researcher : **Raodhatul Jannah**
Consultant I : **Dr. Hj. Djuwairiyah Ahmad, M.Pd., M. TESOL.**
Consultant II : **Nur Aliyah Nur, S. Pd. I., M. Pd.**

This research aimed to develop an English material focusing on invitation and greeting card material based on 2013 curriculum of the Eight Grade Student at SMPN 2 Sungguminasa, Gowa. Based on the preliminary study on Mei 2016, the writer found that both the teacher and the students did not have appropriate and understand the materials. In addition, teacher on implementing the 2013 curriculum was unpreparedness and the students faced difficulties in learning English since they didn't have many sources except the students' book that provided by the government.

This study utilised Research and development (R&D), ADDIE Model (Analysis, Design, Development, Implementation, and Evaluation). This research started with the analysis the result of questionnaire which had been distributed to the students, then design English material based on syllabus and students need of the materials, it continued with the development of the materials, the product is going to be implemented in the real learning and teaching and the last is evaluation, one expert is involved to check the quality of the product.

In this research, teacher and expert were involved in order to validate the product. There are two aspects that they validated of the product: Organization of the Materials and Content of English material. Overall, this research presented the product which content of lesson relevant with students need and curriculum.

In addition, the product was expected to be able to help both the teachers and students in learning English especially about invitation and greeting card material.

CHAPTER I

INTRODUCTION

This chapter deal with background of the study, research focused, research objectives, research significant, research scope, and operational definition of terms.

A. Background

Education is very important for humans' life. Education is an effort that is done consciously to change human behavior. It gives values that will help and guide humans in enduring their life. We may not imagine of what are differences between humans' life in past time (darkness) and this time without education.

Education in Indonesia has developed time in time. This is due to following and adapting to the change of age and technological and advancement. The process of education at school cannot be a part from the output of education itself. One of educational substances which have the important role to determine the graduation quality is curriculum. Curriculum is a basis of teaching learning processes. Hence, every teaching-learning process has to follow the curriculum.

Curriculum is the most significant element which contributes to improving learners' ability and potency. Accordingly, curriculum that emphasizes competency is very crucial and needed. Such curriculum should become an instrument which guides learners to become: *First*, qualified human beings who are able to face the challenge of time proactively.

Second, educated human beings who are faithful, have piety toward the Lord, and have good morals, knowledgeable, creative, and self-directed. *Third*, democratic and responsible citizens. The implementation of competency-based curriculum is one of the strategies of national education building as stated by the Undang-undang Sisdiknas no 20 tahun 2003. In order to renew the 2004 curriculum, school-based curriculum (school-based curriculum) was then introduced in 2006 with a policy that each educational unit to design their own learning material in accordance with the real conditions of the educational unit. However not all the educational units had the same readiness so that the

curriculum was not implemented simultaneously. As an option, educational unit was ready can take advantage of prior learning materials while preparing the updated learning materials. The curriculum adhered to the contextual based learning (Contextual Teaching-Learning) which provided an opportunity for learners to construct knowledge for themselves according to what they experienced in everyday life. The material presented was in accordance with the real-life context of learners who participated. It allowed teachers to carry it. However there were still some problems, among others, the density of the curriculum content that contained a variety of materials with the difficulty level that exceeded the level of development of the age of learners, learning was still centered on the teacher and the curriculum had not been fully emphasis on competencies included attitudes domain skills and knowledge (Training Guidelines 2013 Curriculum).

Since July 2013, the education system in Indonesia established a new curriculum named the 2013 curriculum. The curriculum was developed in 2013 based on a competence as an instrument for directing students to be; (1) qualified people who were able and proactive answer the challenges of the times; (2) educated man whose faith and piety, creative, independent, and (3) citizens who were democratic and responsible (Kemendikbud, 2014). Besides that, the 2013 curriculum was begun by setting the competency standards based on forwardness of learners, national education goals and need. In addition, the competencies were set and determined the curriculum consisting of a basic framework curriculum and structure. In this case, the teachers were not given authority to arrange the syllabus but it was managed by the national level. Therefore, the teachers were given more opportunity to develop the lesson plan without having to be burdened with many syllabus tasks which took time and required a lot of technical mastery that was very hard for the teachers. Nowadays, at the moment there were some schools that had implemented the 2013 curriculum learning such as SMPN 2 Sungguminasa Gowa.

Based on the results of interviewing one of the English teachers at SMPN 2 Sungguminasa Gowa there were 4 problems in implementing the 2013

curriculum. *First*, the 2013 curriculum did not fit all schools for instance; inadequate school assistance and different intakes of students such as, school in city is different from school in countryside. *Second*, the syllabus have a national principles so that the teachers do not have the authority to make their mark. *Third*, the lack of teachers' competence toward the implementation of the 2013 curriculum, They do not have many specialized trainings dealing with it. *Fourth*, both student and teacher book are not fully helpful in teaching process. It is based on some reasons for instance, exercise is less varied and there is no specific skill rising in the learning materials. As a result, teacher needs a stuff that can literally be a proper weapon in teaching.

After identifying some of the factors above, the writer thinks that teachers should have a variety of reference not just course book provided by the government but also require additional resources such as modules to make students more active in the learning process.

Therefore, designing English teaching materials in the form of coursebook is the preeminent approach to conquer the irrelevant components on English teaching materials on the 2013 curriculum. Furthermore, the writer will develop English teaching materials according to the instructional materials and the lesson plans pass on the basic competences in the syllabus for the Eight grade students of SMPN 2 Sungguminasa, Gowa. In this case, the writer develops English teaching materials based on 3.4, 4.4, and 4.5 competence which describes the material gave an invitation and greeting card. Hence, the writer formulates on study entitled **“Developing Invitation and Greeting Card Materials Dealing with 2013 Curriculum of The Eight Grade at SMPN 2 Sungguminasa, Gowa”** for completing the teacher recent coursebook toward students' need.

B. Research Problem

Based on the background described previously, arises problem statements as follows, “How to produce a compatible instructional material based on 2013 curriculum for the eighth grade students of SMPN 2 Sungguminasa, Gowa?”

By covering two subtopics:

1. What are the students' needs dealing with the existence of invitation and greeting card materials based on 2013 curriculum for the eighth grade students of junior high school?
2. How is the development of the instructional materials for invitation and greeting card materials based on 2013 curriculum?

C. Research Objective

Based on the research problem stated previously, the research objective as follows, "to produce a compatible instructional material based on 2013 curriculum for the eighth grade students of SMPN 2 Sungguminasa, Gowa?" by covering the subtopics below:

1. To identify the students' needs dealing with the existence of invitation and greeting card materials based on 2013 curriculum for the eighth grade at SMPN 2 Sungguminasa, Gowa.
2. To develop the instructional materials for invitation and greeting card materials based on 2013 curriculum for the eighth grade at SMPN 2 Sungguminasa, Gowa.

D. Research Significances

The result of this research will be useful to enrich the reader and the writer's knowledge about how to design a proper instructional materials based on student's need. Furthermore, the writer also hopes that this research can be used as a reference for other writer especially for under graduated students who are interested in doing further study about the related.

1. Theoretical significance

This theory supposed to develop English materials in the 3.4, 4.4, and 4.5 competences dealt with the invitation and greeting card materials for Eighth Grade at SMPN 2 Sungguminasa, Gowa.

2. Practical significances

a. Significance for the writer

By this research, it can be the best experience and knowledge regarding the broad scope of education and the writer's knowledge about how to design a

proper instructional materials especially concerning the development of English teaching materials based on the 2013 curriculum.

b. Significance for the students

By this research, the writer surely to expects that all the students can understand the English materials easily about the invitation and greeting card based on the 2013 curriculum.

c. Significance for the teachers

By this investigation, the writer really expects that it can be used by the teacher to teach based on the students' need and this sample or product will allow teachers to deliver teaching materials.

d. Significance for the school

In this research, the writer hoped that this study can serve as a reference in accordance with the needs of the school. In addition, these products can be used as teaching material in the Eighth grade of Junior High School as his original desires.

E. Research Scope

This research conducted in the level of junior high school. The research focuses on developing of English teaching materials according to 3.4, 4.4, and 4.5 basic competences on the syllabus of the 2013 curriculum for the Eighth Grade students in SMPN 2 Sungguminasa Gowa about invitation and greeting card materials.

The content of 3.4 basic competence is about applying a social function, the structure of the text, and text linguistic elements of oral and written interpersonal interactions involving an order, invite, ask for permission, as well as respond to it, according to the context of its use.

The content of 4.4 and 4.5 basic competence about specific text in the form of greeting cards, the giving and receiving information relating to special days that relate to the social function, text structure, and language text elements in appropriate context.

This research used ADDIE model. It is the contraction of Analysis, Design, Development, Implementation and evaluation. All steps of ADDIE was implemented and begun by collecting students' need and then validate the

product. Therefore, in the evaluation phase, the writer applied formative evaluation only. However, it was conducted in simple form for some consideration i.e., time and funds.

F. Operational Definition of Terms

The title of this research is “*Developing invitation and Greeting Card Materials Dealing with 2013 Curriculum of The Eight Grade at SMPN 2 Sungguminasa, Gowa*”, to easily understand this topic, the writer will explain the definitions related to the title of research. They are:

1. Developing

Developing refers to create, design, idea, or improve an object, or add some materials for the previous product by using some systems. Developing means re-designing material for teaching invitation materials which according to students' needs.

2. Invitation and greeting card materials

The writer will develop invitation and greeting card materials about interpersonal oral and writing involving an order, invite, ask for permission, as well as respond to it, and compare the specific text in the form of greeting cards, the giving and receiving of information relating to special days dealing with 2013 curriculum for the Eight Grade students. Invitation is one of the subjects of English on the course book of 2013 curriculum, this materials means that how the students to invite someone to attend a celebration and compare the specific text in the form of greeting cards based on 3.4, 4.4, and 4.5 competence, it is designed by writer in accordance with the needs of students and as a reference for teaching materials that used by the teacher in the learning process.

3. The 2013 curriculum

The 2013 Curriculum is a curriculum developed to improve the previous curriculum, KTSP 2006 or School-Based Curriculum 2006. The curriculum aims to develop and balance both hard skills and soft skills of students, so that this curriculum emphasizes cognitive, affective and psychomotor in learning process.

CHAPTER II

REVIEW OF RELATED LITERATURE

This part centers around the study of some previous research findings on the related topics to the invitation and greeting card materials, some pertinent ideas and the formulation of conceptual framework.

A. Some Previous Research Findings

Mangana (2016) on her research “*Developing Personal Introduction and Thing List Materials Dealing with 2013 Curriculum of the Seventh Grade in MTsN Balang-Balang.*” Concluded that her product can be the supplementary materials were designed on the basis of the demand of the syllabus of the one year of the seventh grade can be used at any schools which have the same standard. Then, her reasons why she did it because she known that as far as now many students do not have interest to study. Hence, she designs a new course book from the old book to build up the students’ motivation in learning.

Anggraningtyas and Ruslan (2014) “*Developing Supplementary Speaking Materials for the Seventh Grade*” stated that R&D study aimed to develop teaching materials in the form of supplementary speaking materials. The students gave their opinions about their developed materials. Most of them liked the materials very much. They believed that the product could help them vary the speaking activities in class, reduce their boredom and widen their knowledge. It means that the developed materials, “supplementary speaking materials” was good and beneficial.

Kristianasari and Suharmanto (2013) on their research “*Supplementary Reading Materials for International-Standard Junior High Schools Grade Seven*” concluded that their product as the supplementary materials were designed on the basis of the demand of the syllabus of the first semester of the seventh grade can be used at any schools which have the same standard as International-Standard School. In addition, the final product of their study is satisfying and possesses the four

criteria. The first is that the supplementary reading materials cover short functional texts. The second criterion is that the supplementary reading materials imply communicative purpose. The next one is that the supplementary reading materials vary in terms of topics which are science, technology, and academic life. The last criterion is that the supplementary reading materials enable learners to work independently.

Sukirman (2012) on his research "*Developing English Morphology Course Material for undergraduate students*" stated that most students are not interest and motivated to learn English Morphology as one of the most difficult courses and after identifying the problems and analyzing the factor. He design and develop English Morphology book as perfect as possible to build up students' motivation and stimulate them to be autonomous learners.

Tegeh and Kirna (2013) reveal that the purpose of the study determines into measure the development of teaching materials for educational research method by using ADDIE model and the results of trials of teaching materials of research method for education development. The model used is the development of ADDIE Model (analyze, design, development, implementation, evaluation) because the research is the development of research.

Based on research findings above, the writer conclude that teaching invitation and greeting card materials is a great need and media to give encouragement to students in learning, because the topics and module that are used in the learning process has been developed to make students more attractive independent study. Besides the development of these materials is also to help students understand easily and the teacher may claim sources in teaching English to increase the students' ability especially to improve the students speaking and writing skills in the implementation training handbook of 2013 curriculum competence was stated that lesson plan developed for the students learning principle actively through four activities. They are; 1) observing included seeing, reading, listening and heeding; 2) questioning included oral and written; 3) analyzing included connecting, determining, building

the concept; and, 4) communicating included oral, written, picture, chart, table, presentation, and so on. Moreover, it makes the students to learn easily about invitation and specific text in the form of greeting cards.

B. Some Pertinent Ideas

1. Concept of materials development

Some experts defined Materials Development. Such as Yaumi (2012: 181) said that developing material is instruction or not only as learner but also the deliverer who stand every day in front of the class. Richard (2001: 2) states language curriculum development refers to the field of applied linguistic. It describes an interrelate set of processes that focuses on designing, revising, implementing, and evaluating language. Then, they can develop the materials by adapting them in order to improve or to make them more suitable to learners' needs. Adaptation can be carried out by reducing, adding, omitting, modifying, and supplementing learning materials

2. Concept of materials

The writer defines that the 3.4, 4.4, and 4.5 competence on the 2013 curriculum syllabus at the first semester of Eighth grade students. It is about invitation and specific text in the form of greeting cards. The students' handbook consists of unit 5 dealt with 3.3 and 3.4 competences based on the syllabus of 2013 curriculum.

3. Concept of 2013 curriculum

2013 curriculum is new curriculum which is developed to increase formerly curriculum was really popular is KTSP 2006. In this curriculum have three important aspects will have to know for teacher and student, those are cognitive, affective, and psicomotoric.

In Modul Pelatihan Implementasi Kurikulum (2014: 4), the 2013 Curriculum is the development of curriculum with basic competence from the previous curriculum in KBK 2004 and KTSP 2006 which has attitude, knowledge, and skill. There are four competences for the 2013 Curriculum;

- 1) Kompetensi inti-1 (KI-1) for religious competence
- 2) Kompetensi inti-2 (KI-2) for social competence
- 3) Kompetensi inti-3 (KI-3) for cognitive competence
- 4) Kompetensi inti-4 (KI-4) for skill competence

C. Theoretical Framework

The study is purposed at developing instructional materials for basic competence 3.4, 4.4 and 4.5 for the eighth grade students at SMPN 2 Sungguminasa. Based on the 2013 Curriculum, teachers as educators should be able to implement the 2013 Curriculum in teaching and learning processes.

They have to be productive, creative, innovative in teaching, and be able to develop students' competence. It is stated that one of the aims is to make the teacher be able to vary the learning and teaching activity in the class so that the students feel happy in learning English. The teacher wants their students can get knowledge, easily understanding of material, so one way to achieved is developing materials with ADDIE (Analysis, Design, Development, Implementation, and Evaluation) model. The reason why choose it as the model in this study because saves more time and money than the other ones while they are easy to fix. There are some instruments that the researcher used in every phase to measure the rate of quality of the developed materials.

Firstly, the writer came to the school and interview the English teachers at SMPN 2 Sungguminasa Gowa. The interviewing about the teacher hand book and teacher experience when teach the students by using the teacher's handbook based on 2013 Curriculum. After that, the writer analysed the result of interview and the teacher's handbook while analyses the syllabus also. In addition, the writer made questionnaire and distribute it to the students and analyses the result of questionnaire. Hence, in analysis step, there are four things were analysed by the writer. They are the result of interview, questionnaire, syllabus, and also teacher's handbook which is given by the government. The result of analysis step a need analysis and basic to the next step.

Secondly, designing the outlook of materials is by making a blue print. This step consisted on some steps for finishing this phase. *First*, list what activities which can be assisted the students to learn the materials. *Second*, choose the best way which is appropriate with the students' need and consider some scientific approach and learning methods in the 2013 curriculum to support learning objectives and materials. Based on the result of analysis step while look for as much as sources which can support the designing materials.

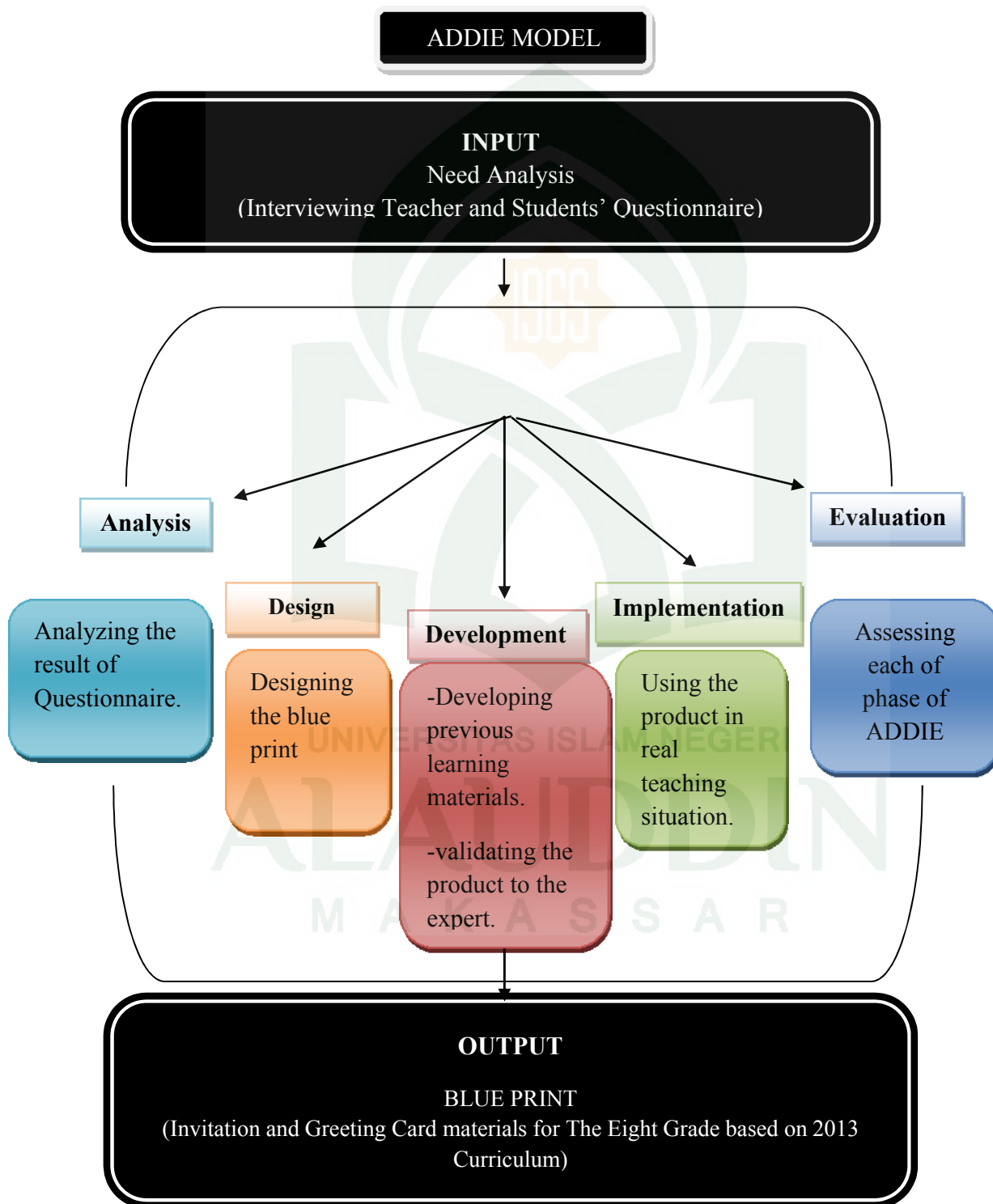
Thirdly, in development step the writer did some steps for finishing this phase. *First*, the research choose the best way which is appropriate with the students' need and the writer may consider some scientific approach and learning methods in the 2013 curriculum to support learning objectives and materials. The writer develops the previous materials on the syllabus and produces the materials innovatively about invitation and greeting card materials with curriculum 2013 objectives of the course. *Second*, the writer organizes the English materials systematically. After that, the writer validates the product to the experts to make sure whether the product is appropriate to the learners' needs as well as the goals and objectivities of the course or not.

Fourthly, the implementation step the writer implied the product to the students in real teaching situations by applying trying-out the product. And these phases also aim to know whether the product has fulfilled the objectives of course or not.

Fifth, evaluation from collection the data. The data is gathered from the expert judgment rubric, teachers and students comment about the product to make the product be better and can use in real teaching situation.

. The theoretical framework of the study is summarized in a visual illustration below.

Figure 1: Theoretical Framework



CHAPTER III

METHOD OF THE RESEARCH

This chapter discusses research and development method of this study. It includes research method, development model, research subject, types of data, research instrument, data collecting procedure, try-out of product, and data analyzing technique.

A. Research Method

The research design used by writer in this research is Research and Development (R&D). R&D is a name of one research design involving the classroom problems, studying recent theories of educational product to experts, and field testing the product (Latif, 2012).

Actually, Research and Development (R&D) has many models, which can be applied by researcher such as Sugiyono model, Addie model, Brog and Gall model, Dick and Carey model, Kemp model, and many others.

Based on many models stated formerly, the writer applied ADDIE model. It develop by Florida State University to explain “the processes involved in the formulation of instructional System Development (ISD) program for military inter service training that adequately train individuals to do a particular job and which can also be applied to any inter service curriculum development activity “. The model originally contained several steps under its five original steps (Analyses, Design, Development, Implementation and Development). The idea was to complete each step before moving to the next. Over the years, practitioners revised the steps, and eventually the model became more dynamic and interactive than the original hierarchical version. By the mid-1990s, the version familiar today appeared.

Finally, the writer applied ADDIE model because the model is very useful having stages clearly defined which makes implementation of instructions effectively. It strives to strive to save time and money by catching problems while they are still easy to fix. It also provided simple procedures to design and development materials.

The writer adopts ADDIE model in this research. ADDIE is an acronym of Analysis, Design, Development, Implementation, and Evaluation.

B. Development Models

The researcher adopts ADDIE model in this research. ADDIE is an acronym of Analysis, Design, Development, Implementation, and Evaluation.

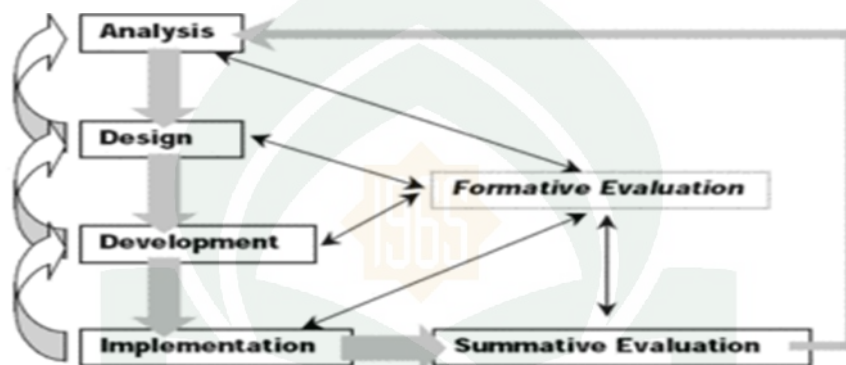


Figure 2. *The ADDIE Model, Diagram by: Steven J. McGriff*

In choosing this model, the writer considers that ADDIE model will be developed systematically which fits with the basic theoretic of the learning design. This model will be also arranged by the programmed activities regularly in solving the problem of the learning dealt with the designed learning based on the students' need. Romiszowski (1996) cited in Tegeh and Kirna (2013) views that on the developing and designing the material level, systematic is a system of aspect procedural approach which it has been formed in the methodology practices to design and develop the texts, audiovisual materials, and computer learning materials.

The procedures in developing deal with ADDIE model which provide five phases;

1. Analysis

In analysis phase, the writer analyzed the teacher's handbook and make questionnaire and it was distributed to the students to know what the

students' needs. The writer also identifies the goals and objectives of the course based on the syllabus of the 2013 curriculum at that school. Finally, the writer considered time line and budget needed in this research. This phase is the most particular phase in ADDIE model because it is the basic for other phases of this model.

2. Design

In this phase, the writer designed English materials dealing with 3.3, 3.4, and 5.5 competences at 2013 curriculum while considering the goals and objectives of the learning process. First, the writer designed blueprint or materials frame work of the organization materials, learning materials, contents and assessment. Second, the writer identified as much as sources to guide the writer for designing English material which is relevant with invitation and greeting card covered in the 3.3, 3.4, and 4.5 competences

3. Development

In this phase, there are some steps for finishing this phase. *First*, the writer listed what activities which can assist the students to learn the materials. Second, the research chose the best way which is appropriate with the students' need and the writer may consider some scientific approach and learning methods in the 2013 curriculum to support learning objectives and materials. *Third*, the writer developed the previous materials on the syllabus and produces the materials innovatively about invitation and greeting card materials with curriculum 2013 objectives of the course. Then, the writer organized the English materials systematically. After that, the writer validate the product to the experts to make sure whether the product is appropriate to the learners' needs as well as the goals and objectivities of the course or not. Last, the final product was ready to be implemented in trying out.

4. Implementation

This phase deals with trying-out the product. It is going to be implemented in the real learning and teaching by the writer. This phase also aims to know whether the product has fulfilled the objectives of course or not.

5. Evaluation

This phase is designed to measure the rate of quality of the materials as being implemented. It measured the appropriateness of the developing materials. In this evaluation, one expert is involved to check the quality of the product.

There are two types of evaluation. They are formative and Summative evaluation. Formative evaluation is going during and between phases. It deals with the evaluation during the process of the materials development, whereas summative evaluation deals with the final evaluation of developed materials. It occurs after the final of materials were implemented in trying-out the product (Sukirman: 2013). The data are gathered through questionnaires, rubric for experts' judgment, worksheet, and validation technique.

C. *Research Subject*

The students of the school which still implements the 2013 curriculum in the 2016/2017 academic year. According to that reason, the writer chooses the students group of a classroom which from of the eighth grade students in SMPN 2 Sungguminasa Gowa.

D. *Types of Data*

Type of data that were used qualitative data . Qualitative data were gathered form the result of questionnaire and worksheet. The qualitative data obtain the data by getting the understading or underlying reasons, opinions and motivations. It is also used to get more informations into issues of interest and explore nuances related to the problem.

E. *Research Instrument*

This research uses two kinds of instruments. They were questionnaire and rubric. (1) The questionnaire is a set of questions prepared to obtain the necessary information from respondents, the questions should be constructed to be as clear, simple, specific, relevant for the study's research aims as possible. The writer used the questionnaire (see Appendix 1) as the guidance to the development of the product that students' need. It consisted of learning materials, organization materials, and contents that they need. (2) rubric adapted from Ghobrani (2011:

517-518) and Wodyatmoko (2011) as cited in Miftahul Khair (2015) and Ridwan Limpo (2016) was used to evaluate or validate the product. It consists of seventeen (17) criteria to be evaluated in term of *cover design, letter, typing, spacing, layout, organization of materials, instructional objectives, topics, examples, exercises, activities, instruction, coverage of materials, language, summary, and glossary*. In addition, the rubric used to evaluate or validate the product that include rubric for expert's comment, suggestion, and revision. Furthermore, students and teacher's comment became our revision for the product.

F. Data Collection Procedure

Data collection procedure being obtained on this research is qualitative. The qualitative data was gathered from the questionnaire and rubric as written in the reseach instrument above.

The procedure of the data collecting was achieved by these ways; *Firstly*, made a questionnaire about students' needs then disseminate it to the students. *Secondly*, analyze the result of the questionnaire. It was analyzed qualitatively. *Thirdly*, input the validation, comments, suggestions, and revision of the experts which will be gathered from rubric.

G. Try Out

In this step, the writer collected the data based on the teacher and expert comment about the product before and after the product is implemented and also from the students' response in learning materials by using the product.

1. Try – Out Subject

The subject of this research is the Eight grade students in SMPN 2 Sungguminasa, Gowa.

2. Try – Out Design

In this case, the product was tried-out to the target subjects in the real learning and teaching situation. It is useful to know the appropriateness of the product. Furthermore, the expert and writer worked together to evaluate the quality of result of field try-out.

H. Data Analysis Technique

In this research, the writer analyzed the data qualitatively. The data obtained from the result of the questionnaire, expert and teacher comments and also the result of try-out product.

In line with the data of this research, there was a kind of technique in analysis obtained data; qualitative. Depending on the basic philosophical approach of the qualitative researcher, many methods exist for analysis data. Miles and Huberman in Thomas (1994: 10) stated that qualitative data analysis consists of three concurrent flows of activity: data reduction, data display, and conclusion drawing/verification.

In data reduction phase, the writer referred to select, focus, simplify, abstract, and transform data that appear in comments, notes, suggestions, rubrics, and questionnaires to short descriptions. Then, she determined relevance of strings of the data before by making codes. Thomas (2006) stated that the goal of data reduction was to get the bigger picture from the data. While coding helps break down the data into smaller parts, data reduction was the process of abstracting back out from the particular to the conceptual.

In the second phase, data display, the writer organized the compressed information in the previous phase and assembling it in ways that help her drawing conclusions. It be an extended piece of text or a diagram, chart, or matrix that provides a new way of arranging and thinking about the more textually embedded data. Silverman in Thomas (2000) stated that data displays, whether in word or diagrammatic form, allow the analyst to extrapolate from the data enough to begin to discern systematic patterns and interrelationships. At the display stage, additional, higher order categories or themes may emerge from the data that go beyond those first discovered during the initial process of data reduction.

The last phase, conclusion drawing/verification, the writer tried to represent and describe what she sees in the data (meanings, observations). The writer referred back to the data displays and raw data as descriptions or causal statements were made. In addition, Thomas (2006) concluded this phase relied very heavily on logical evaluation and systematic description.

CHAPTER IV

FINDINGS AND DISCUSSION

This chapter consists of two sections, namely findings and discussion. This section shows all the data analysis which collected during the research and explained every component that was developed in this research. The research focuses of this study are also answered in this section.

A. Findings

The result of this research finished based on the research focuses integrated with ADDIE model. Also, this section presented some result in formulating, designing, and developing English materials invitation and greeting card. In order word, formulating the systematic organization were gained from the result of need analysis, designing the systematic English teaching were obtained from the result of design blueprint, and developing the systematic content of English materials were gathered from the result of product which had been implemented on the field in order to be evaluated by the expert to test the effectiveness of the product to fit students' need. All of the result was discussed on the following.

1. The result of needs analysis (analyzing phase)

a. The result of content analysis of materials based on basic competencies

The result of content analysis based on the materials in the syllabus of 2013 Curriculum covering the 3.4, 4.4 and 4.5 basic competencies were expected to the students to have both oral and written capability of invitation and greeting card materials appropriate with student's need. First, the core topic have been designed into several subtopics which appropriate with 4 meeting learnings. Second, every meeting has a core skill that was integrated one another in flows of skill that were arranged sistematically. Likewise, learning activities dealt with scientific approach included of observing, questioning, collecting information, associating, and communicating. Third, the developed learning instruction referring to the type of activities is consisted of individual, pair, and group activitiy, the amount of activities, and text structure. These materials are

developed systematically in order to provide suitable materials for the eighth grade students of SMPN 2 Sungguminasa, Gowa.

b. The result of need analysis of developing learning materials based on the student's questionnaires

The questionnaires consisted of three parts. The first was systematic organization of integrated English materials. The second was systematic English teaching which was appropriate with the learning activities and the third was systematic content of English materials covered the syllabus of the 2013 curriculum. After distributing the questionnaires, in systematic organization of integrated English materials part, the findings were concluded in this part into a table as shown below;

Table 3.1 *Result of questionnaire*

<i>Part</i>	<i>Focus</i>	<i>Conclusion</i>
<i>A</i>	<i>Systematic Organization</i>	all students wanted to be given the pre study-orientation before studying. They wanted directly listen to the teacher's explanation. The students were like if the materials were given in drawing content and more like if the book was designed with real-pictures as they saw in the daily life.
<i>B</i>	<i>Systematic English Teaching</i>	if the materials talk about invitation and greeting card, they would like to mention about birthday's invitation and greeting card. However, when they were asked to make a task, they would like to express it by write in their own book.
<i>C</i>	<i>Systematic content of English material</i>	Students were liked a learning model with discussion. They also liked to do the project with a group, and when they were asked to present a learning materials they would like to present it with their partner, however students wanted the teacher to combine the teaching process with "games activity", and it was also found some obstacles that students faced when they were learnt invitation and greeting card materials 1) Students did not have many related vocabularies, 2) Students were difficult to memorize a dialogue and vocabulary, 3) Students were difficult to translate the lesson into the source language, and 4) Students were difficult to concentrate during

		the learning process.
--	--	-----------------------

The questionnaires consisted of four parts (*see appendix 3*). The first part was students' information. The second part was systematic organization of integrated English materials. The third part was systematic content materials covered by the syllabus of 2013 curriculum. The last part was systematic English teaching which was appropriate with the learning activities.

The data shows the systematic organization of integrated English materials part that there were 201 students in a class and 192 of 201 students choose YES for given the pre-teaching activity before studying and 9 of 201 students choose NO. They were ice breaking, warming up, pray, inspiration story, small games, and all of it. Therefore, this research formulated the pre-teaching activities for implementing in the class and students might choose 3 (three) of them as favorite activity before studying. Then, this research got the result that 23 of 201 students choose ice breaking, 20 of 201 choose warming up, 10 of 201 students choose pray, 59 of 201 students choose motivation and inspiration story, 36 of 201 students choose small games, and 53 of 201 choose all of it.

Next, it was found in data that 102 of 201 students preferred to listen the teacher's instruction, 32 students choose practice the instruction directly, then there were 67 students choose reading the instruction in the book. Then, 73 of 201 students choose text form, 75 of 201 students

choose picture form, 29 of 201 students choose dialog form, and 24 of 201 students choose presentation as the learning material form. In designing book, the students preferred picture book. It was proved that 79 of 201 students choose it, 101 of 201 students choose colorful, and 21 students choose black and white in designing book. Last, this research found that 101 of 201 students choose real picture as the model design of book whereas 17 of 201 students choose caricature, and 83 of 201 students choose cartoon (**see appendix 4 part “A”**).

The result of systematic content materials covered by the syllabus of 2013 curriculum had been obtained in this research. The data showed that 85 of 201 students choose receiving a theory, 50 of 201 students choose playing games, 36 of 201 students choose watching, and 30 of 201 students choose all of it. That means the way do you like to giving and asking requirements, prohibiting, and appealing is receiving a theory.

Next, the most way do you want to express material about giving and asking requirements, prohibiting, and appealing is writing in exercise book. It was proved that 96 of 201 students choose it, 24 of 201 students choose express in front of friend by itself, 71 of 201 students choose express with friend in a partner, and 10 of 201 students choose small drama in a group. Then, 12 of 201 students choose prohibiting in a house, 44 of 201 students choose school area, 44 of 201 students choose class, and 101 of 201 students choose all of it as the most prohibiting that you want. In make a conversation about requirements and appealing, the

students preferred conversation written in book. It was proved that 87 of 201 students choose it, 65 of 201 students choose conversation from teacher, 25 of 201 students choose real picture, and 24 of 201 students choose glossary (**see appendix 4 part “B”**)

The result of systematic English teaching which was appropriate with the learning activities part had been obtained by this research. The data showed that 86 of 201 students choose discussion as the most learn model do you like , 24 of 201 students choose study individually, 34 of 201 students choose learn with pair, and 57 of 201 students choose learn project group. Next, 169 of 201 students preferred to conduct a project with group as the most project do you want, 24 of 201 students choose project with pair, and 8 of 201 students choose project individually.

Then, in doing project in class, students preferred to do with group. It was proved that 119 of 201 students choose it, 29 of 201 students do individually, and 53 of 201 students choose do with peer group. Last, 189 of 201 students choose YA as the most combination teaching with game activities, and only 9 of 201 students choose NO.

And also it was found some obstacles that students faced when they were learnt English; 1) Students did not have many vocabularies, 2) Students were difficult to arrange the words, 3) Students were difficult to translate the lesson into the source language, 4) Students were difficult to concentrate during the learning process, 5) Students were difficult to

present the material in English, and 6) Students were difficult to make sentence (see appendix 4 part “C”).

c. The result of need analysis of Expert judgment suggestion

The questionnaire that used to analyze the students' needs were originally designed. At the first time, it was designed by deciding the components that would be put on the questionnaire until it done with three parts. The first part consisted of six questions related to the organization of materials, the point of the questions was to know the target of the materials systematic. Furthermore, in the second part that consisted of four questions related to the content of materials. These questions were pointed to know the learning systematic that the students' need in order to achieve the target in designing the materials that applicable for the students. Then, in the third part that consisted of five questions, the point of these questions was to know the target that wanted to achieve in systematic of learning materials.

Moreover, this questionnaire was not directly distributed to the students. It was proposed to the expert to correct and to give suggestions according to the questionnaire made. Then, the expert was suggested to delete and change some components of the answer choice of each question and resulting the final questionnaires that distributed to the students. Therefore, the results of this questionnaire was accepted and validated by the expert since it was relevant and applicable for the students.

2. The design of the content materials (designing phase)

In this phase, a design of blue print made (see appendix 2). The blue print filled with six components. The components were the topic of each meeting, content of materials, primary skill, the flow of skills, scientific approaches that consist of five approaches (observing, questioning, collecting information, associating, and communicating), and the last was learning instructions that consist of three part (type of activity, amount of the activity in meeting, and text structure used).

The blueprint then used to develop a module covering 3.4, 4.4, and 4.5 competencies based on the syllabus of 2013 Curriculum. The module divided by 3 content materials in 4 meetings.

In the module there are some activities which related with the materials like the students make an invitation, greeting card, and conversation by pair and group. **(See Appendix 8)**

1) Content Materials

The topic covering 3.4, 4.4 and 4.5 basic competencies based on the syllabus of 2013 Curriculum leads 4 meetings from 3 contents as stated previously. The first and second meetings provide some examples of invitations and greeting cards, with the aim of students to distinguish the text structure as well as linguistic elements. The third meetings tell about the meaning contained in the invitations and greeting cards. The forth meetings tell about create an invitations and greeting cards.

2) Primary Skill and the Flow of Skills

As mentioned before that there are six components in the blue print design and it has already been written the topics and the content materials for each

meeting. The other components are primary skill. Primary skill is the main skill that taught in a meeting. Therefore, the flow of skills is the skill flows that appear during the learning process when the materials taught. As known, there are four skills in English. They are reading, writing, listening, and speaking.

In the first meeting, the learning process was started with reading skill and finished with speaking as the core skill and the middle of the process there was reading and writing skill that in line with the content about how to ask and say ability. Differently, the core skill in the second meeting was listening skill in opening learning process, in the middle was speaking and writing skill and finished with speaking again as the core skill. In the third meeting, although there was an activity to listen the conversation for listening skill, identify the text for reading skill, make a conversation for writing skill, and present the conversation for speaking skill as the core skill. In the fourth meeting, there were 3 flows of skills such as listening, writing, and speaking. It was a meeting where speaking as the core skill.

3) Scientific Approaches

Scientific approaches leded five elements based on 2013 Curriculum. They were observing, questioning, collecting information, associating, and communicating that as the elements of the materials. These elements were convinced to make the materials systematic.

In the first meeting, there are 2 phases. They are observing and communicating phase. In the observing phase, students read and listen to conversations about the invitation, then distinguish between the first and the

second conversation by paying attention to good and correct pronunciation. In addition to reading the conversation, students also read while observing 2 examples of invitations that have been provided and distinguish the two types of invitations. In the questioning phase, the students discuss about the differences in terms of social functions, text structure and linguistic elements between the first and second invitation (activity 2).

In the second meeting it consists of collecting information, associating, and communicating phases. In the collecting information phase, the students read the invitations and greeting cards and give the comment. In associating phase, the students check their partner's work (from activity 2) that they have made and write down on the paper. In communicating phase, the students presented their partner's answer in front of class that they have checked!

The third meeting, there are 5 phase. The first is observing. In this phase, the teacher provided invitations and students answer questions that have been provided. Then, the students determine the characteristics that exist in the invitation. Students also fill the blank box with words that have been provided in accordance with the picture. The second is questioning. In this phase, Students answer the questions related to greeting cards, and the students read the dialogues and act with their partner. The third is collecting information. In this phase, the students arrange the random sentences into a good conversation. The fourth is associating. In this phase, the students make greeting cards about education and achievement and discuss the following about invitation. And the last phase is communicating. In this phase the students present the dialogue with their partner

in front of the class and recount the results of the discussions that they have made in front of the class.

The fourth meeting, there are 5 phase also, in the observing phase, the students read two instances of the invitation below, Then decide which of the formal and informal invitation. In the questioning, the students make an invitation in accordance with the picture. Ask their friends about the invitation which they have created and write down on the paper, make greeting cards according to the invitations that they have created. In the collecting information phase, the students read the conversation and create greeting cards according to the discussion in the conversation. Furthermore, write as many as 10 vocabularies contained in the above conversation. Then translated into Indonesian language and write the invitation card. Decorate it with pictures. Then they make greeting card about the traditional performance. In the associating phase, the students Work in pairs. Swap the invitation card (from activity 6) that they have made. Then check their partner's work. In communicating phase, the students display their answer in front of class that they have made (in activity 7).

4) Learning Instruction

Learning instruction shows four parts. They are pre-study, type of activity, amount of activity, text structure, and glossary. Pre-study is something that teacher provides to students in order to make them motivated and ready for studying. Type of activity is the type of the project or assignment given. It can be self-activity, pair activity, group, etc. As stated previously, in the first until fourth meeting, the project is group or pair work.

Furthermore, amount activity is the total of the activity given in a meeting. The first meeting consists of 7 activities. The second meeting has 4 activities. The third meeting includes 12 activities and the fourth meeting which involves 9 activities.

In addition, the learning instructions stated previously are designed based on the syllabus of 2013 Curriculum especially in the text structure and activity. Thus, the students' need analysis is also been a resources in designing the product especially in type of activity and the appearance of the product.

3. The result of implementation (implementing phase)

In the implementation phase, there are several indicators that this research focus on. It is concerned by the teacher's observation during implementing the writer's product. It is to examine if the writer's product is suitable with the students or still need to be improved. The teacher declared that the writer taught the product systematically. First, the writer linked the previous lesson with the current lesson. Second, the writer explained about the advantage of learning the current lesson. Third, the students were shown what achievement that they will accomplish for learning the lesson.

Also, the writer linked the lesson with the learning instruction and its core material. She added that the students were given some contextual material which is good to reach the instructional material easily. Last, the students sometimes were trigger to ask some questions.

SMPN 2 Sungguminasa, Gowa is placed on Sungguminasa street. This school has implemented the Indonesia's new coming curriculum which is well

known as 2013 curriculum. After conducting the advance observation, then several considerations were raising up related to the on going research. Next, the writer opted for entering grade eight of SMPN 2 Sungguminasa, Gowa as the chosen sample in this research. Taking six classes from sixteen classes of the eighth grade in this school would be possible.

On 5th May 2017, distributing questionnaire to the students became the next agenda to notice students' need analysis as the chosen sample. It was to identify what they need as students to enhance their performance in studying. From that questionnaire, several items were obtained as follows:

Students prefer learning formations before get in to the core lesson. In this case, students opted for having motivation story before studying. Also, listen to the teacher's explanation directly is opted by the student than practicing the lesson directly or reading the instruction from the book. Next, when asking about kinds of learning material that student prefer, they opted for text material along with its picture. After that, students prefer real picture design to put in the coursebook than cartoon or caricature.

In learning process the interaction between teacher and students were going well. The teacher gave stimulation to them and they responded it correctly. In the beginning, the teacher asked the students about their previous lesson then linked it with the current lesson. They seemed enthusiastic in learning process. Specifically, some of the students were excited on giving some questions and had a good responds when given some feedback. In the end of this session, students were asked to give some matters about the current lesson then try to conclude it.

Next, they were given some questions to notice their knowledge about their product.

4. The result of evaluation (evaluating phase)

Evaluating the questionnaire became the matters on this phase. It was obtained from expert's suggestion and command about the questionnaire that would be distributed to the students. The questionnaire consists of three parts. The first was systematic organization of integrated English materials. The second was systematic English teaching which was appropriate with the learning activities. The third was systematic content of English materials covered the syllabus of the 2013 curriculum.

The experts suggested that in constructing the questions, it was required to see deeply about what they should acquire in studying. However, in systematic organization of integrated English materials, it is allowed to follow what the students need. It is about the organization layout of the product. In putting learning model, it has to suitable with the core materials that is taught.

Constructing the learning process and learning materials becomes the next step in this phase. There are several points to be underlined. They are the topic including basic competences, content material including sub topics, core skill as follows, listening, speaking, reading, and writing. Those skills must be clear/ brief in each meeting which is followed by the flow skills.

Next, the core of blue print that was made is the learning approach portrayed systematically with the scientific approach. They are observation, questioning, collecting information, associating, and communicating. Each of

the phases was presented briefly for instance, activities and material that would be taught.

Also, in blue print is also described about learning instruction consisting (1) type of activity portraying about learning formation, the suitability between learning formations and learning materials. The learning formations include learning in group, pair, and individual. Furthermore, the amount of activities, text structure and glossary also discussed in blue print.

Evaluating the development phase includes the content materials that would be applied in the product. It must be related to the suitability of the contents of the book with the basic competencies. It consists of the activities along with its brief instruction, the examples, and the glossary.

Also, the result of questionnaire that was given to the students becomes the basic element to develop the layout. How to construct the layout was bargained by the students' need. As it is believed that students will be motivated if the organization of the material based on what they need. The process of the development must be suit with the time and learning methods.

B. Discussion

The 2013 curriculum is a new curriculum which implemented in Indonesia. Many teachers still do not understand well about this curriculum because they do not have many specialized trainings dealing with it. As a consequence, the learning process is not running too well. Furthermore, it is needed a supporting material which can help the students to understand the lessons.

The government has published a student book, but it is still not enough. The students need more. According to our observation and interview with learners and teachers about the new coming curriculum, the 2013 curriculum said that the book published by government still need to be improved. The book has essentially been good but the students need some addition activities and assignments which consist of skills in the learning materials. So, it will entirely cooperative in teaching process.

There have been many books that appropriate for the students based on their grade and suitable with the 2013 curriculum but for the book that has covered the students' needs are literally limited and the way to provide the materials does not support their motivation to study. So, it cannot systematically enrich their skills in English. Hence, that was the primary reason on conducting this research. Developing new version of students' book truly got the researcher's attention. Last, paying attention to what students' need becomes the very primary things to focus on to this research.

The first, the result of the first research question is that to know the students' need on learning, it needs three materials. Those are to identify the organization materials, the content materials, and the learning materials. In the organization materials, all students wish for the pre study-orientations before studying. They wanted directly listen to the teacher's explanation. The students more choose if the materials were given in picture content and prefer cartoon and real picture design models they notice in the daily life. When it comes to the content materials, it consisted of two implies, i.e., the students opted for being

provided a dialog that occur in their environment or had a dialog with their folk. They would like to be afforded a cartoon and real picture in design when learning requirements, prohibiting and appealing. Then, the students like accept the theory in learning giving and asking requirements, prohibiting, and appealing material. Students likely do with couple to express materials. Next, written book was be better do by students than conversation from teacher, real picture and glossary. Last, in learning material, students imply that the students prefer a learning model with discussion. They also have a preference to do the project with a group, and when they are asked to present a learning material they would like to present it with their group. However, students want the teacher to combine the teaching process with “games activity”. Also, it is found that some obstacles faced by students when they learn giving and asking requirements, prohibiting, and appealing; 1) Students do not have many words related vocabularies, 2) Students are difficult to memorize a dialogue and vocabulary, 3) Students are difficult to translate the lesson into the source language, and 4) It is difficult for students to concentrate during the learning process.

The second, the result of the second reserch question is that creating a new module developed reference for the eighth grade students in junior high school in learning English material. The product can be used as other references in learning English for many considerations for instance, it was developed by first identifying students' need which became the foundation on developing the product, it is very colorful who make the students' interest to build their attention and motivation on studying it, the material was developed in simplicity. It refers to the way the

materials provided for students. It is easy to use and with clear instruction. The newly developed product by the researcher is well qualified and can be used as a tool for learning due to it has been revised several times and tried out to the real teaching. Also, this product has been validated by experts which is being the primary aspect for creating a product.

This research is in line to Alvira Veronica Mangana textbook because the results of the end this research is a module which can be used at any schools or course that have the same standard. Whereas this product was designed to make students interest in learning English.



CHAPTER V

CONCLUSIONS AND SUGGESTIONS

This chapter discusses the final judgment of the developed product based on findings and discussion and this chapter deal with conclusion and suggestion for some people related to this research.

A. Conclusions

Based on the result of the data analysis, research findings, and discussion in the previous chapter, this research concluded that:

1. The result of the first research question is that to know the students' need on learning. All students wish for the pre study-orientations before studying. They wanted directly listen to the teacher's explanation. The students were more choose if the materials were given in picture content and prefer real picture and cartoon design models and colourful. The students like accept the theory in learning giving and asking requirements, prohibiting, and appealing material. Students likely do with couple to express materials. Next, written book was be better do by students than conversation from teacher, real picture and glossary. Last, in learning material, students imply that the students prefer a learning model with discussion. They also have a preference to do the project with a group, and when they are asked to present a learning material they would like to present it with their group. However, students want the teacher to combine the teaching process with "games activity".
2. The result of the second reserch question is that creating a new module developed for the eighth grade students in junior high school in learning English material. The product can be used as other references in learning English for many considerations for instance, it was developed by first identifying students' need which became the foundation on developing the product, it is very colorful who make the students' interest to build their attention and motivation on studying it, the material was developed in simplicity. It refers to the way the materials provided for students. It is

easy to use and with clear instruction. The newly developed product by the researcher is well qualified and can be used as a tool for learning due to it has been revised several times and tried out to the real teaching.

B. Suggestion

This part refers to the suggestion for utilizing the product and dissemination of the product. They were discussed on the following.

1. Utilization

This product is developed for Eighth grade student. It can be used in English Language Teaching Department. Therefore this product can be used as a additional references.

2. Dissemination

Many ways can be done to disseminate this product. First, internet on of the best alternative to disseminate it. It can be uploaded either for commercial or free, and then we share its link to our community, friends, and groups that using social media. Second, publishing a commercial purpose can be the best way to disseminate it, because the publisher will work hard to sell it as much as possible. And the last is calling seminar or workshop can also be a way to disseminate it. It means that it was promoted to the public who attend to the seminar.

Bibliography

- Alwasilah, A. C. (2001). *Language, Culture, and Education: A portrait of contemporary Indonesia*. Bandung, Indonesia: CV. Andira.
- Brian, Tomlinson. *Materials Development in Language Teaching*. United Kingdom: Cambridge University Press. 2011.
- Dardjowidjojo, s. (2000). *English Teaching In Indonesia*. *EA Journal*, 18 (1), 22-30.
- Gusrayani, D. (2013). *Teaching English for Young Learners: Sebuah Telaah Konsep Belajar Bahasa Inggris Kepada Anak-Anak*. Sumedang: UPI Kampus .Sumedang
- Kemendikbud. 2014. “*Modul Pelatihan Implementasi Kurikulum 2013*”. Jakarta: Badan Pengembangan Sumber Daya Manusia dan Kebudayaan dan Penjamin Mutu Pendidikan Kementrian dan Kebudayaan.
- Kristianasari, Ratih., and Suharmanto. “*Supplementary Reading Materials for International-Standard Junior High Schools Grade Seven.*” Malang: State University of Malang. 2013.
- Latief, Muhammad Adnan. “*Research Methods on Language Learning (An Introduction).*” Malang: UM Press. 2014.
- Mangana, Alvira Veronica. “*Developing Personal Introduction and Thing List Materials Dealing with 2013 Curriculum of the Seventh Grade in MTsN Balang-Balang.*”Makassar:2016.
- McKay, S. L. (2003). *EIL Curriculum Development*. *RELC journal*, 34 (31). 31-47.
- Mubarak Ali Nur Khair Miftahul. 2015. “*Developing English Learning Materials For Young Learners Based On Need Analysis At MTSN Model Makassar*”, *Thesus*.Makassar: the Degree of Sarjana Pendidikan (S.Pd.) of English Education Department Tarbiyah and Teaching Science Faculty Alauddin State Islamic University of Makassar.
- Miles, MB. & Huberman, AM. (1994). *Qualitative Data Analysis (2nd edition)*. Thousand Oaks, CA: Sage Publications.
- Richards. 2001. “*Curriculum Development in Language Teaching*”. New York: Cambridge University Press.

Rubric adapted from Ghobrani (2011:517 - 518) and Wodyatmoko (2011) as cited in Sukirman (2013).

Sugiyono. 2010. "*Metode Penelitian Pendidikan: Pendekatan Kuantitatif, Kualitatif, and R&D*". Bandung: Alfabeta. Cetakanke- 11.

Sukirman.2013. "*Developing English Word formation materials for undergraduate students at State Islamic University Alauddin Makassar*", Thesis.Malang: the Degree of Master of English Language Teaching at State University of Malang.

Sukirman. "*Developing English Morphology Course Material for undergraduate students*".Makassar: Alauddin University Press. 2013.

Tegeh and Kirna. 2013. "*Pengembangan Bahan Ajar Metode Penelitian Pendidikan dengan ADDIE Model*". [e-journal]. 3. Available in: <http://ejournal.undiksha.ac.id/index.php/IKA/article/view/1145/1008>.

Thomas, David R. 2006. "*A General Inductive Approach for Analyzing Qualitative Evaluation Data*". New Zealand: University of Aucklay.

Undang-undang Nomor 20 Tahun 2003. *Sistem Pendidikan Nasional*. Pasal 35, ayat (1).

Yochanna, 2006. *Choosing a course book*, in [http://www .etni .org.il /etnirag/issue4/ miri yochanna.htm](http://www.etni.org.il/etnirag/issue4/miri_yochanna.htm). Accessed on 14 January 2017.

Yaumi, Muhammad. "*Desain Pembelajaran Efektif*." Makassar: Alauddin University Press. 2012

Yaumi, Muhammad., and Syahid. "*English in Real Situation*." Jakarta: Kencana. 2013.

APPENDIX 1

(Questionnaire for Students)

Identitas Responden

Nama :

Jenis Kelamin:

Usia :

Kelas :

Asal Sekolah :

A. Target yang ingin dicapai pada sistematik penyajian/ *Organization materials*

Berikan tanda centang (✓) pada setiap pilihan Anda Jawablah dengan jujur dan sesuai keinginan Anda.

1. Apakah Anda suka apabila guru memberikan formasi belajar sebelum jam pelajaran dimulai?
 - Ya
 - Tidak
2. Formasi belajar apa yang paling Anda sukai?
 - Ice breaking
 - Warming up
 - Cukup dengan Berdoa
 - Cerita Motivasi/Inspirasi
 - Small Games
 - Semuanya.
3. Pada saat jam pelajaran akan dimulai, perlakuan apa yang Anda sukai?
 - Langsung mendengarkan penjelasan guru
 - Langsung praktek saja
 - Memilih membaca instruksi di buku
4. Bentuk materi pelajaran apa yang Anda sukai?

- Teks
 - Bergambar
 - Dialog
 - Presentasi
5. Desain buku seperti apa yang paling anda minati?
- Bergambar
 - Berwarna
 - Hitam putih
6. Model desain seperti apa yang Anda minati?
- Karikatur
 - Kartun
 - Gambar nyata dalam kehidupan.

B. Target yang ingin dicapai pada sistematika Isi pelajaran/ *Content materials*

1. Dengan cara apakah yang lebih Anda sukai dalam mempelajari invitation dan Greeting card?
 - Dengan cara menerima teori
 - Dengan cara bermain Games
 - Dengan cara menonton
 - Semuanya
2. Jika materi invitation dan greeting card, maka undangan apa yang ingin anda buat?
 - Ulang tahun
 - Makan malam
 - Belajar bersama
 - Semua yang berkaitan dengan yang disebut diatas
3. Jika materi pembelajaran adalah invitation dan greeting card, maka anda akan mengajak atau mengundang siapa?
 - Teman-teman
 - Keluarga

- Guru
- Semua

C. Target yang ingin dicapai pada sistematika pembelajaran/ *Learning materials*

1. Model belajarapa yang Anda sukai?
 - Individu
 - Berpasangan
 - Project group
 - Diskusi
2. Apabila Anda di tugaskan mengerjakan proyek dalam kelas, manakah yang anda pilih?
 - Proyek secara Individu
 - Proyek secara Berpasangan
 - Proyek secara Berkelompok
3. Apabila Anda ditugaskan mempresentasikan materi pelajaran yang terkait, manakah yang anda pilih?
 - Presentasi secara individu
 - Presentasi secara berpasangan
 - Presentasi secara berkelompok
4. Apakah Anda suka jika pengajaran di kombinasikan dengan *game activities*?
 - YA
 - TIDAK

5. Tulislah kesulitan apa saja yang terkadang Anda dapatkan pada saat pembelajaran materi invitation dan greeting card!

.....

.....

.....

.....

.....

.....


.....

.....

.....

.....

.....



APPENDIX 3 (BLUE PRINT)

Meeting	Topic	Content of Materials	Core Skill	Flow of Skills	Scientific Approaches					Learning Instruction			
					Observing	Questioning	Collecting Information	Associating	Communicating	Type of Activity	Amount of Activity	Text Structure	Glosari
1 st	KD 3.6, 4.6	there is and there are	Writing	Speaking Reading	Student look and follow the teacher reads the text about "My Classroom"	-Asking about using there is/ there are base on the picture . - Students fill the blank of sentence.	-the students read the information about using there is/there are in the information box -Students fill the blank of sentence based on the information box	-In pair students make a simple dialogue	In pair, practice their dialogue in front of the class	Individual, presenting pair	6	-There are a lot of..... -how much money -we didn't plant many flowers	Noun
2 nd		neutral quantifiers	Reading	Writing	-Student look the dialogue and identify the quantifiers. -Students follow the teacher reads the dialogue.	Asking about the dialogue and the differences between much and many base on the pictures.	-the students read the information about using quantifier in the information box. - Students fill the blank of sentence based on the information box -In pair, students fill the blank of	-	-	Pair Individual	6	How much money do you want? I go to the library a lot.	

							sentences. -Pairs submit their works to the teacher					How many eggs do we need ?	
3 th		Writing	Speaking	-	-	-	-pairs, students write things around the school and describe them by using much and many. -In pair, students create a dialogue about advertisement by using much and many.	-Show their work in front of the class.	Pair, Presenting	3			
4 th	preposition	Writing	Speaking	- Students identify the picture about using preposition. - Students listen the teacher explanations about it.	Asking about content of the picture	Make a simple sentences by using preposition	In small group, students create a map about their town	Two delegations of each group practice their map in front of class	Small group, Presenting	5			

RESULT OF QUESTIONNAIRE

3.1 Result of questionnaire part A

Part	Number	Question	Answer	Conclusion	Recommendation
A	1	Do you like if the teacher gives you the learning formation before the class started?	1. Yes =194 2. No = 7	Yes, they do.	Before learn, there will be a learning formation
	2	What kind of opening formation do you like most?	1. Ice Breaking =43 2. Warming Up =53 3. Pray only =78 4. Motivation story =105 5. Small Games =80 6. All stated above = 40	They liked all of opening formations.	Motivation story will be one of opening learning formation before the class is started.
	3	When the class starts, what kind of act do you like?	1. Listen to the teacher's explanation directly =155 2. Directly to practice =11 3. Reading the instruction from the book=32	They chose to listen to the teacher's explanation directly.	The students will listen the explanation from the teacher
	4	What kind of learning material that you like?	1. Text =15 2. Drawing =73 3. Dialogue =32 4. Presentation =24	They liked if the materials served with the drawing content.	The learning material will be served with drawing content
	5	What kind of book design that you wish for?	1. Drawing =99 2. With colors =79 3. Black and white =21	The students like if the book is designed with drawing.	The book will be designed with many colors and pictures
	6	What kind of design model that you wish for?	1. Caricature=17 2. Cartoon =85 3. Real picture = 101	There are nineteen students in total of twenty two like the design model with "Real Picture".	There will be real picture for the design model.

3.2 Result of questionnaire part B

Part	Number	Question	Answer	Conclusion
B	1	What way do you prefer in learning invitation and greeting card?	1. Receiving theory =8 2. Playing games = 14 3. Watching = 4 4. All stated above = 11	The students wanted to learning by playing games
	2	If the material is about invitations and greeting card what invites you want to create?	1. birthday =16 2. dinner =1 3. studying together=9 4. All stated above =9	The students wanted to create a birthday

3	If the material is about invitations and greeting card, who will want to invite	1. friends =9 2. family=1 3. teacher =5 4. All stated above = 26	The students wanted to mention all stated above
4	If the material is about invitations and greeting card what invites you want to mention?	5. valentine =1 6. mother's day = 15 7. birthday = 7 8. All stated above = 13	The students wanted to learning by All stated above

3.3 Result of questionnaire part C

Part	Number	Question	Answer	Conclusion
C	1	What kind of learning model do you like?	1. Individual =24 2. Pair =25 3. Project group =57 4. Discussion= 86	The students like if the learning model is Discussion.
	2	If you are asked to do a project in the class, what kind of model project do you choose?	1. Individual project=6 2. Pair project =24 3. Group project =169	The student chose the Group project.
	3	If you are asked to present a related learning material, what kind of presentation model do you choose?	1. Individual presentation =3 2. Pair presentation =53 3. Group presentation =119	The students liked to present the material in Group and in Pair.
	4	Do you like a teaching that combined with game activities?	1. Yes=189 2. No=9	The students like if the teaching combined with game activities.
	5	What difficulties that you face in learning English (Personal Introduction and Thing List Materials)?	1. The students did not have many related vocabularies 2. The students were difficult to memorize the new vocabulary. 3. The students were difficult to translate the materials in source language. 4. The students were difficult to concentrate during the learning and teaching process.	

APPENDIX 4

RUBRIC FOR THE STUDENTS IN TRY OUT

No.	Aspek	Kriteria	Iya	Sebagian	Tidak
1.	Disain Sampul	Sampul menarik bagi peserta didik			
2.	Huruf	Penggunaan huruf jelas			
		Penggunaan huruf sesuai			
		Penggunaan huruf konsisten			
3.	Organisasi Materi	Organisasi materi menarik			
		Organisasi materi dalam bentuk unit yang sesuai			
		Materi terorganisasi dalam perintah tugas yang logis			
4.	Tujuan Intruksional	Tujuan instruksional jelas			
		Tujuan instruksional mencerminkan topik			
5..	Topik	Topik sesuai dengan silabus			
		Topik relevan dengan kebutuhan dan minat peserta didik			
		Topik dikeembangkan			

		dengan menarik			
6.	Contoh	Contoh yang jelas			
		Contoh dapat dimengerti			
		Contoh membantu peserta didik untuk memahami materi			
7.	Latihan	Latihan ini jelas			
		Latihan ini dapat dimengerti			
		Latihan ini memperkuat apa yang peserta didik sudah pelajari			
		Latihan ini adalah tantangan bagi peserta didik			
8	Cakupan Materi	Cakupan materi sejalan dengan silabus			
		Cakupan materi relevan dengan tujuan			
		Cakupan materi sesuai dengan tujuan			
		Cakupan materi meliputi			

		kedua titik teoretis dan praktis dari pengembangan materi Adjective dan Verb sesuai dengan Kurikulum 2013			
		Cakupan materi sesuai dengan Kurikulum , kebutuhan siswa , dan minat			
9	Bahasa	Bahasa yang digunakan sesuai dengan kemampuan bahasa Inggris siswa			
		Bahasa jelas			
		Bahasa dapat dimengerti			
10	Kesimpulan	Ringkasan ini terorganisir dengan baik			
		Ringkasan sesuai dengan materi			

APPENDIX 5

EXPERTS JUDGMENT RUBRIC

	Aspects	Criteria	Yes	Partly	No
1.	Cover Design	The cover is attractive to the learners			
2.	Letter	The use of letter is clear			
		The use of letter is appropriate			
		The use of letter is consistent			
		The use of letter is readable			
3.	Typing	The typing is clear			
		The typing is neat			
		The typing is regular			
4.	Spacing	The spacing is appropriate			
		The spacing is consistent			
5.	Layout	The layout is clear for learners			
		The layout is attractive to the learners			
6.	Organization of Materials	The materials are organized attractively			
		The organization of material in the			

		form of units is appropriate			
		The materials are organized in logically ordered tasks			
7.	Instructional objectives	The instructional objectives are clear			
		The instructional objectives are understandable			
		The instructional objectives ordered appropriately			
		The instructional objectives reflect to the topic			
8.	Topic	The topic are appropriate with the syllabus			
		The topic are relevant with the learners' need and interest			
		The topic are develop attractively			
9.	Example	The example are clear			
		The example are understandable			
		The example are too easy			
		The example are too difficult			
		The example help learners to			

		understand the material			
10.	Exercise	The exercise are clear			
		The exercise are understandable			
		The exercise is rational			
		The exercise are too easy			
		The exercise are too difficult			
		The exercise reinforce what learner have already learned			
		The exercise present a progression from simple to more complex			
		The exercise are varied in format			
		The exercise match with the topic being discussed			
		The exercise are challenge learners			
11.	Activities	The activities are attractive			
		The activities are motivated learners			
		The activities are varied in format			
12	Instruction	The instructions are clear and appropriate			
		The instructions are			

		understandable			
		The instructions can be done by the learners.			
13	Coverage of materials	The coverage of the materials is in line with the syllabus of the course			
		The coverage of the materials relevant to the goals of the course			
		The coverage of the materials matches the objectives of the course			
		The coverage of the materials covers both theoretical and practical points of view of developing personal introduction and thing list materials dealing with Curriculum 2013			
		The coverage of the materials is appropriate with the Curriculum, students' need, and interest			
14	Content of the materials	The content of the materials is clear			

		The content of the materials is appropriate			
		The content of the materials is understandable			
		The content of the materials matches with the goals of the course			
		The content of the materials is matches the objectives of the course			
		The content of the materials is matches with the Curriculum 2013, students' needs, and interests			
		The content of the materials are well-designed			
		The content of the materials is up-to-date			
15	Language	The language used is appropriate with students' English proficiency			
		The language is clear			
		The language is understandable			

16	Summary	The summary is clear			
		The summary is understandable			
		The summary is well-organized			
		The summary is appropriate with the materials			
17	Glossary	The glossary is clear			
		The glossary is understandable			
		The glossary is well-organized			
		The glossary is appropriate with the materials			

A. Comments

.....

.....

.....

B. Suggestions

.....

.....

.....

Adapted from Ghobrani (2011:517-518) as cited in Miftahul Khair (2015) and Ridwan Limpo (2016).

SILABUS SMP/MTs

Mata Pelajaran : Bahasa Inggris

Kelas : VIII

Kompetensi Inti :

KI 1: Menghargaidan menghayati ajaran agama yang dianutnya.

KI 2: Menghargai dan menghayati perilaku jujur, disiplin, tanggungjawab, peduli (toleransi, gotong royong), santun, percaya diri, dalam berinteraksi secara efektif dengan lingkungan sosial dan alam dalam jangkauan pergaulan dan keberadaannya

KI 3: Memahami dan menerapkan pengetahuan (faktual, konseptual, dan prosedural) berdasarkan rasa ingin tahunya tentang ilmu pengetahuan, teknologi, seni, budaya terkait fenomena dan kejadian tampak mata.

KI 4: Mengolah, menyaji, dan menalar dalam ranah konkret (menggunakan, mengurai, merangkai, memodifikasi, dan membuat) dan ranah abstrak (menulis, membaca, menghitung, menggambar, dan mengarang) sesuai dengan yang dipelajari di sekolah dan sumber lain yang sama dalam sudut pandang/teori.

Kompetensi Dasar	Materi Pokok/Materi Pembelajaran	Kegiatan Pembelajaran	Penilaian	Alokasi Waktu	Sumber Belajar
1.1. Mensyukuri kesempatan dapat mempelajari bahasa Inggris sebagai bahasa pengantar komunikasi Internasional yang diwujudkan dalam semangat belajar					
2.1. Menunjukkan perilaku santun dan peduli dalam melaksanakan					

Kompetensi Dasar	Materi Pokok/Materi Pembelajaran	Kegiatan Pembelajaran	Penilaian	Alokasi Waktu	Sumber Belajar
<p>komunikasi interpersonal dengan guru dan teman.</p> <p>2.2. Menunjukkan perilaku aku jujur, disiplin, percaya diri, dan bertanggung jawab dalam melaksanakan komunikasi transaksional dengan guru dan teman.</p> <p>2.3. Menunjukkan perilaku tanggung jawab, peduli, kerjasama, dan cinta damai, dalam melaksanakan komunikasi fungsional.</p>					
<p>3.1 Menerapkan struktur teks dan unsur kebahasaan untuk melaksanakan fungsi sosial dari ungkapan meminta perhatian, mengecek pemahaman, menghargai kinerja</p>	<p>Teks lisan dan tulis untuk (a) meminta perhatian, (b) mengecek pemahaman, (c) menghargai kinerja yang baik, dan (d) meminta/mengungkapkan pendapat serta responnya</p> <p><u>Masing-masing diajarkan secara terpisah</u></p> <p>Fungsi sosial</p>	<p><u>Masing-masing menggunakan prosedur yang sama</u></p> <p>Mengamati</p> <ul style="list-style-type: none"> Siswa terbiasa atau sering mendengar dan menyaksikan guru dan warga sekolah lain (a) meminta perhatian, (b) mengecek pemahaman, (c) menghargai kinerja yang baik, dan (d) meminta/mengungkapkan pendapat serta meresponnya, 	<p>KRITERIA PENILAIAN</p> <ul style="list-style-type: none"> Tingkat ketercapaian fungsi sosial (a) meminta perhatian, (b) mengecek pemahaman, (c) menghargai kinerja yang baik, dan (d) meminta/mengungkapkan pendapat, serta responnya. 	<p>8 JP</p>	<ul style="list-style-type: none"> Buku Teks wajib Keteladanan ucapan dan tindakan guru menggunakan setiap tindakan komunikasi interpersonal/transaksional dengan benar

Kompetensi Dasar	Materi Pokok/Materi Pembelajaran	Kegiatan Pembelajaran	Penilaian	Alokasi Waktu	Sumber Belajar
<p>yang baik, dan meminta dan mengungkapkan pendapat, serta responnya, sesuai dengan konteks penggunaannya.</p> <p>4.1 Menyusun teks lisan sederhana untuk mengucapkan dan merespon ungkapan meminta perhatian, mengecek pemahaman, dan menghargai kinerja yang baik, serta meminta dan mengungkapkan pendapat dengan memperhatikan fungsi sosial, struktur teks, dan unsur kebahasaan yang benar dan sesuai konteks</p>	<p>Menjaga hubungan interpersonal dengan guru dan teman</p> <p>Struktur teks</p> <p>(ungkapan hafalan, tidak perlu dijelaskan tata bahasanya)</p> <p>a. <i>Excuse me. Attention, please. Yes, please. Alright., dan semacamnya</i></p> <p>b. <i>She's kind, isn't she? Yes, she is. Understood? Is it clear? Yes, Sir., dan semacamnya.</i></p> <p>c. <i>That's great. It's beautiful. Excellent! Thanks you., dan semacamnya.</i></p> <p>d. <i>What do you think? Rudi did it well, didn't he? Is that how you say it? Yes, I think so. I don't think so. No., dan semacamnya.</i></p> <p>Unsur kebahasaan</p> <p>(1) Kosakata: kata sifat sederhana</p> <p>(2) Tata bahasa: kata rujukan <i>it, they, these, those, that, this.</i></p>	<p>dalam bahasa Inggris, bahasa Indonesia, dan bahasa lain, dengan unsur kebahasaan yang dipilih untuk mendekatkan hubungan interpersonal dengan siswa (keteladanan).</p> <ul style="list-style-type: none"> Siswa dituntut untuk mencontoh keteladanan tersebut dengan (a) meminta perhatian, (b) mengecek pemahaman, (c) menghargai kinerja yang baik, dan (d) meminta/mengungkapkan pendapat serta meresponnya, dalam bahasa Inggris dan bahasa lainnya. <p>Menanya</p> <p>Dengan bimbingan dan arahan guru, siswa menanyakan dan mempertanyakan antara lain tentang perbedaan antara ungkapan (a) meminta perhatian, (b) mengecek pemahaman, (c) menghargai kinerja yang baik, dan (d) meminta/mengungkapkan pendapat, serta responnya, dalam bahasa Inggris dengan yang ada dalam bahasa Indonesia, kemungkinan menggunakan ungkapan lain, akibat jika tidak melakukan, dsb.</p> <p>Mengumpulkan Informasi</p> <ul style="list-style-type: none"> Siswa mendengarkan dan menyaksikan banyak contoh 	<ul style="list-style-type: none"> Tingkat kelengkapan dan keruntutan struktur teks (a) meminta perhatian, (b) mengecek pemahaman, (c) menghargai kinerja yang baik, dan (d) meminta/mengungkapkan pendapat, serta responnya. Tingkat ketepatan unsur kebahasaan: tata bahasa, kosa kata, ucapan, tekanan kata, intonasi, ejaan, tanda baca, tulisan tangan. Sikap santun, peduli, dan percaya diri yang menyertai (a) meminta perhatian, (b) mengecek pemahaman, (c) menghargai kinerja yang baik, dan (d) meminta/mengungkapkan pendapat, serta responnya. 		<p>dan akurat</p> <ul style="list-style-type: none"> Contoh peragaan dalam bentuk rekaman CD/VCD/ DVD/kaset Contoh interaksi tertulis Contoh teks tertulis Sumber dari internet, seperti: <ul style="list-style-type: none"> www.dailyenglish.com http://americanenglish.state.gov/files/ae/resources/files http://learnenglish.britishcouncil.org/en/

Kompetensi Dasar	Materi Pokok/Materi Pembelajaran	Kegiatan Pembelajaran	Penilaian	Alokasi Waktu	Sumber Belajar
	<p>(3) Penggunaan nominal singular dan plural secara tepat, dengan atau tanpa <i>a, the, this, those, my, their</i>, dsb secara tepat dalam frasa nominal</p> <p>(4) Ucapan, tekanan kata, intonasi</p> <p>(5) Ejaan dan tanda baca</p> <p>(6) Tulisan tangan</p> <p>Topik</p> <p>Berbagai hal terkait dengan interaksi antara guru dan siswa selama proses pembelajaran, di dalam maupun di luar kelas, dengan memberikan keteladanan tentang perilaku jujur, disiplin, percaya diri, dan bertanggung jawab.</p>	<p>interaksi (a) meminta perhatian, (b) mengecek pemahaman, (c) menghargai kinerja yang baik, dan (d) meminta/mengungkapkan pendapat serta responnya dalam bahasa Inggris dari film, kaset, buku teks, dsb.</p> <ul style="list-style-type: none"> Siswa menirukan contoh-contoh interaksi (a) meminta perhatian, (b) mengecek pemahaman, (c) menghargai kinerja yang baik, dan (d) meminta/mengungkapkan pendapat, serta responnya dalam bahasa Inggris dengan ucapan, tekanan kata, intonasi, dan sikap yang benar. Dengan bimbingan dan arahan guru, siswa mengidentifikasi ciri-ciri (fungsi sosial, struktur teks, dan unsur kebahasaan) interaksi (a) meminta perhatian, (b) mengecek pemahaman, (c) menghargai kinerja yang baik, dan (d) meminta/mengungkapkan pendapat, serta responnya. Secara kolaboratif, siswa berusaha menggunakan bahasa Inggris untuk (a) meminta perhatian, (b) mengecek pemahaman, (c) menghargai kinerja yang baik, dan (d) meminta/mengungkapkan pendapat, serta responnya dalam konteks pembelajaran, simulasi, <i>role-play</i>, dan kegiatan lain yang 	<p>CARA PENILAIAN:</p> <p>Kinerja (praktik)</p> <p>Simulasi dan/atau bermain peran (<i>role play</i>) dalam melakukan (a) meminta perhatian, (b) mengecek pemahaman, (c) menghargai kinerja yang baik, dan (d) meminta/mengungkapkan pendapat, serta responnya.</p> <p>Observasi:</p> <p>(penilaian yang bertujuan untuk memberikan balikan secara lebih cepat)</p> <ul style="list-style-type: none"> Observasi terhadap tindakan siswa menggunakan bahasa Inggris untuk (a) meminta perhatian, (b) mengecek pemahaman, (c) menghargai kinerja yang baik, dan (d) meminta/mengungkapkan pendapat, dan responnya, ketika muncul kesempatan di dalam dan di luar 		

Kompetensi Dasar	Materi Pokok/Materi Pembelajaran	Kegiatan Pembelajaran	Penilaian	Alokasi Waktu	Sumber Belajar
		<p>terstruktur.</p> <p>Mengasosiasi</p> <ul style="list-style-type: none"> Siswa membandingkan ungkapan (a) meminta perhatian, (b) mengecek pemahaman, (c) menghargai kinerja yang baik, dan (d) meminta/mengungkapkan pendapat, serta responnyayang telah dikumpulkan dari berbagai sumber tersebut di atas. Siswa membandingkan ungkapan (a) meminta perhatian, (b) mengecek pemahaman, (c) menghargai kinerja yang baik, dan (d) meminta/mengungkapkan pendapat, serta responnyayang telah dipelajari tersebut di atas dengan yang ada di sumber-sumber lain, atau dengan yang digunakan dalam bahasa lain. Siswa memperoleh balikan (<i>feedback</i>) dari guru dan teman tentang fungsi sosial dan unsur kebahasaan yang digunakan. <p>Mengkomunikasikan</p> <ul style="list-style-type: none"> Siswa menggunakan bahasa Inggris setiap kali muncul kesempatan (a) meminta perhatian, (b) mengecek pemahaman, (c) menghargai kinerja yang baik, dan (d) meminta/mengungkapkan 	<p>kelas.</p> <ul style="list-style-type: none"> Observasi terhadap kesungguhan siswa dalam proses pembelajaran di setiap tahapan. Observasi terhadap kesantunan dan kepedulian dalam melaksanakan komunikasi di dalam dan di luar kelas. <p>Penilaian diri:</p> <p>Pernyataan siswa secara tertulis dalam jurnal belajar sederhana bahasa Indonesia tentang pengalaman belajar berinteraksi dengan (a) meminta perhatian, (b) mengecek pemahaman, (c) menghargai kinerja yang baik, dan (d) meminta/mengungkap kan pendapat, termasuk kemudahan dan kesulitannya.</p>		

Kompetensi Dasar	Materi Pokok/Materi Pembelajaran	Kegiatan Pembelajaran	Penilaian	Alokasi Waktu	Sumber Belajar
		<p>pendapat, serta responnya, di dalam dan di luar kelas, dengan unsur kebahasaan yang dapat mendekatkan hubungan interpersonal.</p> <ul style="list-style-type: none"> • Siswaberupaya berbicara secara lancar dengan ucapan, tekanan kata, intonasi yang benar dan menulis dengan ejaan dan tanda baca yang benar, serta tulisan yang jelas dan rapi. • Siswa membicarakan permasalahan yang dialami dalam menggunakan bahasa Inggris untuk (a) meminta perhatian, (b) mengecek pemahaman, (c) menghargai kinerja yang baik, dan (d) meminta/mengungkapkan pendapat, serta responnyadan menuliskannya dalam jurnal belajar sederhana dalam bahasa Indonesia. 			
<p>3.2 Menerapkan struktur teks dan unsur kebahasaan untuk melaksanakan fungsi sosial menyatakan dan menanyakan tentang kemampuan dan kemauan melakukan suatu</p>	<p>Teks lisan dan tulis untuk menyatakan dan menanyakan tentang (a) kemampuan dan (b) kemauan melakukan suatu tindakan</p> <p><u>Masing-masing diajarkan secara terpisah</u></p> <p>Fungsi sosial</p>	<p><u>Masing-masing menggunakan prosedur yang sama</u></p> <p>Mengamati</p> <ul style="list-style-type: none"> • Siswa terbiasa atau sering mendengar dan menyaksikan guru dan warga sekolah lain menyatakan dan menanyakan tentang (a) kemampuan dan (b) kemauan melakukan suatu tindakanserta responnya, dalam 	<p>KRITERIA PENILAIAN</p> <ul style="list-style-type: none"> • Tingkat ketercapaian fungsi sosial menyebutkan dan menanyakan tentang (a) kemampuan dan (b) kemauan melakukan suatu tindakanserta responnya. 	<p>8 JP</p>	<ul style="list-style-type: none"> • Buku Teks wajib • Keteladanan ucapan dan tindakan guru menggunakan setiap tindakan komunikasi interpersonal/transaksional

Kompetensi Dasar	Materi Pokok/Materi Pembelajaran	Kegiatan Pembelajaran	Penilaian	Alokasi Waktu	Sumber Belajar
<p>tindakan, sesuai dengan konteks penggunaannya</p> <p>4.2 Menyusun teks lisan dan tulis untuk menyatakan dan menanyakan tentang kemampuan dan kemauan melakukan suatu tindakan, dengan memperhatikan fungsi sosial, struktur teks, dan unsur kebahasaan yang benar dan sesuai konteks</p>	<p>Menunjukkan sikap personal tentang kemampuan dan kemauan diri sendiri dan orang lain untuk melakukan suatu tindakan.</p> <p>Struktur teks</p> <p>a. <i>Can you play the guitar? Yes, I can. I'm sorry I can't answer the question. My uncle can run very fast.</i>, dan semacamnya.</p> <p>b. <i>I promise I will come to your birthday party. Yes, sure, she will return the book soon. She will not take the train.</i>, dan semacamnya</p> <p>Unsur kebahasaan</p> <p>(1) Kata kerja bantu modal: <i>can, will</i>.</p> <p>(2) Kosa kata terkait kegiatan dan tindakan sehari-hari di lingkungan rumah, kelas, sekolah, dan masyarakat.</p> <p>(3) Penggunaan nominal singular dan plural secara tepat, dengan atau tanpa <i>a, the, this</i>,</p>	<p>bahasa Inggris.</p> <ul style="list-style-type: none"> Siswa dituntut untuk mencontoh kebiasaan tersebut dengan menyebutkan dan menanyakan tentang (a) kemampuan dan (b) kemauan melakukan suatu tindakan serta responnya, dalam bahasa Inggris. <p>Menanya</p> <p>Dengan bimbingan dan arahan guru, siswa menanyakan dan mempertanyakan antara lain tentang perbedaan antara cara menyebutkan dan menanyakan tentang (a) kemampuan dan (b) kemauan melakukan suatu tindakan serta responnya, dalam bahasa Inggris dengan yang ada dalam bahasa Indonesia, kemungkinan menggunakan ungkapan lain, akibat jika tidak melakukan, dsb.</p> <p>Mengumpulkan Informasi</p> <ul style="list-style-type: none"> Siswa mendengarkan dan menyaksikan banyak contoh interaksi dengan menyebutkan dan menanyakan tentang (a) kemampuan dan (b) kemauan melakukan suatu tindakan serta responnya dalam bahasa Inggris dari film, kaset, buku teks, dsb. Siswa menirukan contoh-contoh 	<ul style="list-style-type: none"> Tingkat kelengkapan dan keruntutan dalam menyebutkan dan menanyakan tentang (a) kemampuan dan (b) kemauan melakukan suatu tindakan serta responnya. Tingkat ketepatan unsur kebahasaan: tata bahasa, kosa kata, ucapan, tekanan kata, intonasi, ejaan, tanda baca, tulisan tangan. Sikap tanggung jawab, kerjasama, peduli, dan percaya diri yang menyertai tindakan menyebutkan dan menanyakan tentang (a) kemampuan dan (b) kemauan melakukan suatu tindakan serta responnya. <p>CARA PENILAIAN:</p>		<p>dengan benar dan akurat</p> <ul style="list-style-type: none"> Contoh peragaan dalam bentuk rekaman CD/VCD/ DVD/kaset Contoh interaksi tertulis Contoh teks tertulis Sumber dari internet, seperti: <ul style="list-style-type: none"> www.dailyenglish.com http://americanenglish.state.gov/files/ae/resources/files http://learnenglish.britishcouncil.org/en/

Kompetensi Dasar	Materi Pokok/Materi Pembelajaran	Kegiatan Pembelajaran	Penilaian	Alokasi Waktu	Sumber Belajar
	<p><i>those, my, their</i>, dsb secara tepat dalam frasa nominal</p> <p>(4) Ucapan, tekanan kata, intonasi,</p> <p>(5) Ejaan dan tanda baca</p> <p>(6) Tulisan tangan</p> <p>Topik</p> <p>Berbagai kegiatan dan tindakan yang penting dan relevan dengan kehidupan siswa, dengan memberikan keteladanan tentang perilaku jujur, disiplin, percaya diri, dan bertanggung jawab.</p>	<p>interaksi dengan menyebutkan dan menanyakan tentang (a) kemampuan dan (b) kemauan melakukan suatu tindakanserta responnya dalam bahasa Inggris dengan ucapan, tekanan kata, intonasi, dan sikap yang benar.</p> <ul style="list-style-type: none"> Dengan bimbingan dan arahan guru, siswa mengidentifikasi ciri-ciri (fungsi sosial, struktur teks, dan unsur kebahasaan) interaksi menyebutkan dan menanyakan tentang (a) kemampuan dan (b) kemauan melakukan suatu tindakanserta responnya. Secara kolaboratif, siswa berusaha menggunakan bahasa Inggris untuk menyebutkan dan menanyakan tentang (a) kemampuan dan (b) kemauan melakukan suatu tindakanserta responnya dalam konteks pembelajaran, simulasi, <i>role-play</i>, dan kegiatan lain yang terstruktur. <p>Mengasosiasi</p> <ul style="list-style-type: none"> Siswa membandingkan ungkapan menyebutkan dan menanyakan tentang (a) kemampuan dan (b) kemauan melakukan suatu tindakanserta responnya yang telah dikumpulkan dari berbagai 	<p>Kinerja (praktik)</p> <p>Simulasi dan/atau bermain peran (<i>role play</i>) dalam bentuk interaksi dengan menyebutkan dan menanyakan tentang (a) kemampuan dan (b) kemauan melakukan suatu tindakanserta responnya.</p> <p>Observasi: (penilaian yang bertujuan untuk memberikan balikan secara lebih cepat)</p> <ul style="list-style-type: none"> Observasi terhadap tindakan siswa menggunakan bahasa Inggris untuk menyebutkan dan menanyakan tentang (a) kemampuan dan (b) kemauan melakukan suatu tindakanserta responnya, ketika muncul kesempatan, di dalam dan di luar kelas. Observasi terhadap kesungguhan, tanggung jawab, dan kerja sama siswa 		

Kompetensi Dasar	Materi Pokok/Materi Pembelajaran	Kegiatan Pembelajaran	Penilaian	Alokasi Waktu	Sumber Belajar
		<p>sumber tersebut di atas.</p> <ul style="list-style-type: none"> Siswa membandingkan ungkapan menyebutkan dan menanyakan tentang (a) kemampuan dan (b) kemauan melakukan suatu tindakanserta responnya yang telah dipelajari tersebut di atas dengan yang ada di sumber-sumber lain, atau dengan yang digunakan dalam bahasa lain. Siswa memperoleh balikan (<i>feedback</i>) dari guru dan teman tentang fungsi sosial dan unsur kebahasaan yang digunakan. <p>Mengkomunikasikan</p> <ul style="list-style-type: none"> Siswa menggunakan bahasa Inggris setiap kali muncul kesempatan untuk menyebutkan dan menanyakan tentang (a) kemampuan dan (b) kemauan melakukan suatu tindakanserta responnya, di dalam dan di luar kelas. Siswaberupaya berbicara secara lancar dengan ucapan, tekanan kata, intonasi yang benar dan menulis dengan ejaan dan tanda baca yang benar, serta tulisan yang jelas dan rapi. Siswa membicarakan permasalahan yang dialami dalam menggunakan bahasa Inggris 	<p>dalam proses pembelajaran di setiap tahapan.</p> <ul style="list-style-type: none"> Observasi terhadap kepedulian dan kepercayaan diri dalam melaksanakan komunikasi, di dalam dan di luar kelas. <p>Penilaian diri:</p> <p>Pernyataan siswa secara tertulis dalam jurnal belajar sederhana berbahasa Indonesia tentang pengalaman belajar menyebutkan dan menanyakan tentang (a) kemampuan dan (b) kemauan melakukan suatu tindakanserta responnya, termasuk kemudahan dan kesulitannya.</p> <p>Tes tertulis</p> <p>Membaca dan menulis teks yang menuntut pemahaman dan kemampuan menghasilkan teks yang di dalamnya termasuk tindakan menyebutkan</p>		

Kompetensi Dasar	Materi Pokok/Materi Pembelajaran	Kegiatan Pembelajaran	Penilaian	Alokasi Waktu	Sumber Belajar
		<p>untuk menyebutkan dan menanyakan tentang (a) kemampuan dan (b) kemauan melakukan suatu tindakan serta responnya dan menuliskannya dalam jurnal belajar sederhana dalam bahasa Indonesia.</p>	<p>dan menanyakan tentang (a) kemampuan dan (b) kemauan melakukan suatu tindakan serta responnya.</p>		
<p>3.3 Menerapkan struktur teks dan unsur kebahasaan untuk melaksanakan fungsi sosial dari ungkapan memberi instruksi, mengajak, melarang, minta ijin, serta cara responnya, sesuai dengan konteks penggunaannya</p> <p>4.3 Menyusun teks lisan dan tulis sederhana untuk menyatakan, menanyakan, dan merespon ungkapan memberi instruksi, mengajak, melarang, dan minta ijin, dengan memperhatikan fungsi sosial,</p>	<p>Teks lisan dan tulis untuk (a) memberi instruksi, (b) mengajak, (c) melarang, (d) minta ijin, serta responnya</p> <p><u>Masing-masing diajarkan secara terpisah</u></p> <p>Fungsi sosial</p> <p>Menjaga hubungan interpersonal dengan guru dan teman.</p> <p>Struktur teks</p> <p>(ungkapan hafalan, tidak perlu dijelaskan tata bahasanya)</p> <p>a. <i>Come in, please! Thank you. Put the book on the table, please. Yes, sure., dan semacamnya</i></p> <p>b. <i>Let's go! Okay. Come with me! Sorry, I'm busy., dan semacamnya.</i></p>	<p><u>Masing-masing menggunakan prosedur yang sama</u></p> <p>Mengamati</p> <ul style="list-style-type: none"> Siswa terbiasa atau sering mendengar dan menyaksikan guru dan warga sekolah lain (a) memberi instruksi, (b) mengajak, (c) melarang, (d) minta ijin serta meresponnya, dalam bahasa Inggris, dengan unsur kebahasaan yang dapat mendekatkan hubungan interpersonal. Siswa dituntut untuk mencontoh kebiasaan tersebut dengan (a) memberi instruksi, (b) mengajak, (c) melarang, (d) minta ijin serta meresponnya, dalam bahasa Inggris. <p>Menanya</p> <p>Dengan bimbingan dan arahan guru, siswa menanyakan dan mempertanyakan antara lain tentang perbedaan antara ungkapan (a)</p>	<p>KRITERIA PENILAIAN</p> <ul style="list-style-type: none"> Tingkat ketercapaian fungsi sosial (a) memberi instruksi, (b) mengajak, (c) melarang, (d) minta ijin, serta responnya. Tingkat kelengkapan dan keruntutan struktur teks (a) memberi instruksi, (b) mengajak, (c) melarang, (d) minta ijin, serta responnya. Tingkat ketepatan unsur kebahasaan: tata bahasa, kosa kata, ucapan, tekanan kata, intonasi, ejaan, tanda baca, tulisan tangan. Sikap santun, peduli, dan percaya 	<p>8 JP</p>	<ul style="list-style-type: none"> Buku Teks wajib Keteladanan ucapan dan tindakan guru menggunakan setiap tindakan komunikasi interpersonal/transaksional dengan benar dan akurat Contoh peragaan dalam bentuk rekaman CD/VCD/ DVD/kaset Contoh interaksi tertulis Contoh teks tertulis

Kompetensi Dasar	Materi Pokok/Materi Pembelajaran	Kegiatan Pembelajaran	Penilaian	Alokasi Waktu	Sumber Belajar
<p>struktur teks, dan unsur kebahasaan yang benar dan sesuai konteks.</p>	<p>c. <i>Don't be late again! Sure, I won't. Don't open it, ok? OK.</i>, dan semacamnya.</p> <p>d. <i>May I use your pen, please? Sure, here you are. May I wash my hands? Certainly.</i>, dan semacamnya.</p> <p>Unsur kebahasaan</p> <p>(1) Kosakata: <i>please, okay, certainly, sure, sorry, Let's.</i></p> <p>(2) Tata bahasa: Kalimat imperatif positif, kalimat imperatif negatif, kata kerja bantu modal <i>may</i>.</p> <p>(3) Penggunaan nominal singular dan plural secara tepat, dengan atau tanpa <i>a, the, this, those, my, their</i>, dsb secara tepat dalam frasa nominal</p> <p>(4) Ucapan, tekanan kata, intonasi</p> <p>(5) Ejaan dan tanda baca</p> <p>(6) Tulisan tangan</p> <p>Topik</p> <p>Berbagai hal terkait dengan interaksi antara guru dan siswa selama proses pembelajaran, di</p>	<p>memberi instruksi, (b) mengajak, (c) melarang, (d) minta izin, serta responnya, dalam bahasa Inggris dengan yang ada dalam bahasa Indonesia, kemungkinan menggunakan ungkapan lain, akibat jika tidak melakukan, dsb.</p> <p>Mengumpulkan Informasi</p> <ul style="list-style-type: none"> Siswa mendengarkan dan menyaksikan banyak contoh interaksi (a) memberi instruksi, (b) mengajak, (c) melarang, (d) minta izin serta responnya dalam bahasa Inggris dari film, kaset, buku teks, dsb. Siswa menirukan contoh-contoh interaksi (a) memberi instruksi, (b) mengajak, (c) melarang, (d) minta izin, serta responnya dalam bahasa Inggris dengan ucapan, tekanan kata, intonasi, dan sikap yang benar. Dengan bimbingan dan arahan guru, siswa mengidentifikasi ciri-ciri (fungsi sosial, struktur teks, dan unsur kebahasaan) interaksi (a) memberi instruksi, (b) mengajak, (c) melarang, (d) minta izin, serta responnya. Secara kolaboratif, siswa berusaha menggunakan bahasa Inggris untuk (a) memberi instruksi, (b) mengajak, (c) melarang, (d) minta 	<p>diri yang menyertai (a) memberi instruksi, (b) mengajak, (c) melarang, (d) minta izin, serta responnya.</p> <p>CARA PENILAIAN:</p> <p>Kinerja (praktik)</p> <p>Simulasi dan/atau bermain peran (<i>role play</i>) dalam melakukan (a) memberi instruksi, (b) mengajak, (c) melarang, (d) minta izin, serta responnya.</p> <p>Observasi:</p> <p>(penilaian yang bertujuan untuk memberikan balikan secara lebih cepat)</p> <ul style="list-style-type: none"> Observasi terhadap tindakan siswa menggunakan bahasa Inggris untuk (a) memberi instruksi, (b) mengajak, (c) melarang, (d) minta izin, ketika muncul kesempatan di 		<ul style="list-style-type: none"> Sumber dari internet, seperti: <ul style="list-style-type: none"> www.dailyenglish.com http://americanenglish.state.gov/files/ae/resources/files http://learnenglish.britishcouncil.org/en/

Kompetensi Dasar	Materi Pokok/Materi Pembelajaran	Kegiatan Pembelajaran	Penilaian	Alokasi Waktu	Sumber Belajar
	<p>dalam maupun di luar kelas, dengan memberikan keteladanan tentang perilaku jujur, disiplin, percaya diri, dan bertanggung jawab.</p>	<p>ijin, serta responnyadalam konteks pembelajaran, simulasi, <i>role-play</i>, dan kegiatan lain yang terstruktur.</p> <p>Mengasosiasi</p> <ul style="list-style-type: none"> • Siswa membandingkan ungkapan (a) memberi instruksi, (b) mengajak, (c) melarang, (d) minta ijin, serta responnyayang telah dikumpulkan dari berbagai sumber tersebut di atas. • Siswa membandingkan ungkapan (a) memberi instruksi, (b) mengajak, (c) melarang, (d) minta ijin, serta responnyayang telah dipelajari tersebut di atas dengan yang ada di sumber-sumber lain, atau dengan yang digunakan dalam bahasa lain. • Siswa memperoleh balikan (<i>feedback</i>) dari guru dan teman tentang fungsi sosial dan unsur kebahasaan yang digunakan. <p>Mengkomunikasikan</p> <ul style="list-style-type: none"> • Siswa menggunakan bahasa Inggris setiap kali muncul kesempatan (a) memberi instruksi, (b) mengajak, (c) melarang, (d) minta ijin, serta responnya, di dalam dan di luar kelas, dengan unsur kebahasaan yang dapat mendekatkan hubungan 	<p>dalam dan di luar kelas.</p> <ul style="list-style-type: none"> • Observasi terhadap kesungguhan siswa dalam proses pembelajaran di setiap tahapan. • Observasi terhadap kesantunan dan kepedulian dalam melaksanakan komunikasi di dalam dan di luar kelas. <p>Penilaian diri:</p> <p>Pernyataan siswa secara tertulis dalam jurnal belajar sederhana bahasa Indonesia tentang pengalaman belajar berinteraksi dengan (a) memberi instruksi, (b) mengajak, (c) melarang, (d) minta ijin, termasuk kemudahan dan kesulitannya.</p>		

Kompetensi Dasar	Materi Pokok/Materi Pembelajaran	Kegiatan Pembelajaran	Penilaian	Alokasi Waktu	Sumber Belajar
		<p>interpersonal.</p> <ul style="list-style-type: none"> Siswaberupaya berbicara secara lancar dengan ucapan, tekanan kata, intonasi yang benar dan menulis dengan ejaan dan tanda baca yang benar, serta tulisan yang jelas dan rapi. Siswa membicarakan permasalahan yang dialami dalam menggunakan bahasa Inggris untuk (a) memberi instruksi, (b) mengajak, (c) melarang, (d) minta ijin, serta responnyadan menuliskannya dalam jurnal belajar sederhana dalam bahasa Indonesia. 			
<p>3.4 Menerapkan struktur teks dan unsur kebahasaan untuk melaksanakan fungsi sosial dari teks undangan pribadi dan ucapan selamat (<i>greeting card</i>), sesuai dengan konteks penggunaannya</p> <p>4.4 Menangkap makna undangan pribadi dan ucapan selamat (<i>greeting card</i>), sangat</p>	<p>Teks tulis (a) undangan pribadi dan (b) ucapan selamat (<i>greeting card</i>)sangat pendek dan sederhana</p> <p><u>Masing-masing diajarkan secara terpisah</u></p> <p>Fungsi sosial Menjaga hubungan interpersonal dengan guru dan teman</p> <p>Struktur text a. Menyebutkan tujuan dari (a) undangan</p>	<p><u>Masing-masing menggunakan prosedur yang sama</u></p> <p>Mengamati</p> <ul style="list-style-type: none"> Siswa mencari (a) undangan pribadi dan (b) ucapan selamat (<i>greeting card</i>), termasuk yang menggunakan bahasa Indonesia. Siswa mengumpulkan gambar dan foto (a) undangan pribadi dan (b) ucapan selamat (<i>greeting card</i>) dari berbagai sumber termasuk internet, buku teks, dsb. Siswa memberikan komentar dan pandangannya tentang fungsi (a) undangan pribadi dan (b) ucapan 	<p>KRITERIA PENILAIAN</p> <ul style="list-style-type: none"> Tingkat ketercapaian fungsi sosial (a) undangan pribadi dan (b) ucapan selamat (<i>greeting card</i>) Tingkat kelengkapan dan keruntutan (a) undangan pribadi dan (b) ucapan selamat (<i>greeting card</i>). Tingkat ketepatan unsur kebahasaan: tata bahasa, kosa 	8 JP	<ul style="list-style-type: none"> Buku Teks wajib Keteladanan ucapan dan tindakan guru menggunakan setiap tindakan komunikasi interpersonal/transaksional dengan benar dan akurat Contoh teks dari sumber otentik

Kompetensi Dasar	Materi Pokok/Materi Pembelajaran	Kegiatan Pembelajaran	Penilaian	Alokasi Waktu	Sumber Belajar
<p>pendek dan sederhana.</p> <p>4.5 Menyusun teks tulis undangan pribadi dan ucapan selamat (<i>greeting card</i>), sangat pendek dan sederhana, dengan memperhatikan fungsi sosial, struktur teks, dan unsur kebahasaan yang benar dan sesuai konteks.</p>	<p>pribadi dan (b) ucapan selamat (<i>greeting card</i>).</p> <p>b. Menyebutkan informasi rinci dari (a) undangan pribadi dan (b) ucapan selamat (<i>greeting card</i>).</p> <p>Unsur kebahasaan</p> <p>(1) Kata dan tata bahasa yang lazim digunakan dalam undangan dan ucapan selamat dari sumber-sumber otentik.</p> <p>(2) Penggunaan nominal singular dan plural secara tepat, dengan atau tanpa <i>a, the, this, those, my, their</i>, dsb secara tepat dalam frasa nominal</p> <p>(3) Ucapan, tekanan kata, intonasi</p> <p>(4) Ejaan dan tanda baca</p> <p>(5) Tulisan tangan</p> <p>Topik</p> <p>Berbagai kegiatan, acara, dan hari penting siswa dan guru, dengan memberikan keteladanan tentang perilaku santun, peduli, cinta damai, dan</p>	<p>selamat (<i>greeting card</i>), ketepatan unsur kebahasaannya, format, tampilan, dsb.</p> <p>Menanya</p> <p>Dengan bimbingan dan arahan guru, siswa menanyakan dan mempertanyakan antara lain tentang perbedaan dalam hal fungsi sosial, struktur teks, dan unsur kebahasaan, antara (a) undangan pribadi dan (b) ucapan selamat (<i>greeting card</i>) dalam bahasa Inggris dengan yang ada dalam bahasa Indonesia, kemungkinan menggunakan ungkapan lain, akibat jika tidak ada, dsb.</p> <p>Mengumpulkan Informasi</p> <ul style="list-style-type: none"> Siswa membaca rujukan dari berbagai sumber, termasuk buku teks, untuk mengetahui fungsi sosial, struktur teks, dan unsur kebahasaan dari (a) undangan pribadi dan (b) ucapan selamat (<i>greeting card</i>). Siswa membaca secara lebih cermat semua (a) undangan pribadi dan (b) ucapan selamat (<i>greeting card</i>) yang telah terkumpul dalam bentuk gambar dan foto tersebut di atas, untuk memberikan komentar dan pandangannya tentang fungsi sosial, struktur teks, dan unsur 	<p>kata, ucapan, tekanan kata, intonasi, ejaan, tanda baca, tulisan tangan.</p> <ul style="list-style-type: none"> Sikap tanggung jawab, kerjasama, peduli, dan percaya diri yang menyertai tindakan memahami dan membuat (a) undangan pribadi dan (b) ucapan selamat (<i>greeting card</i>). <p>CARA PENILAIAN:</p> <p>Kinerja (praktik)</p> <p>Tugas menganalisis dan membuat (a) undangan pribadi dan (b) ucapan selamat (<i>greeting card</i>) untuk fungsi nyata.</p> <p>Observasi:</p> <p>(penilaian yang bertujuan untuk memberikan balikan secara lebih cepat)</p> <ul style="list-style-type: none"> Observasi terhadap tindakan siswa 		<ul style="list-style-type: none"> Sumber dari internet, seperti: <ul style="list-style-type: none"> www.dailyenglish.com http://americanenglish.state.gov/files/ae/resources_files http://learnenglish.britishcouncil.org/en/ https://www.google.com/

Kompetensi Dasar	Materi Pokok/Materi Pembelajaran	Kegiatan Pembelajaran	Penilaian	Alokasi Waktu	Sumber Belajar
	<p>kerjasama.</p> <p>Multimedia:</p> <p>Layout dan dekorasi yang membuat tampilan teks lebih menarik.</p>	<p>kebahasaannya.</p> <ul style="list-style-type: none"> • Secara kolaboratif siswa meniru contoh-contoh yang ada untuk membuat (a) undangan pribadi dan (b) ucapan selamat (<i>greeting card</i>) untuk fungsi nyata di lingkungan kelas, sekolah, rumah, dan sekitarnya. <p>Mengasosiasi</p> <ul style="list-style-type: none"> • Siswa membandingkan fungsi sosial, struktur teks, dan unsur kebahasaan dari berbagai (a) undangan pribadi dan (b) ucapan selamat (<i>greeting card</i>) yang telah dikumpulkan dari berbagai sumber tersebut di atas. • Siswa membandingkan fungsi sosial, struktur teks, dan unsur kebahasaan dari berbagai (a) undangan pribadi dan (b) ucapan selamat (<i>greeting card</i>) yang telah dipelajari tersebut di atas dengan yang ada di sumber-sumber lain, atau dengan yang digunakan dalam bahasa lain. • Siswa memperoleh balikan (<i>feedback</i>) dari guru dan teman tentang fungsi sosial dan unsur kebahasaan yang digunakan. <p>Mengkomunikasikan</p> <ul style="list-style-type: none"> • Siswa membuat lebih banyak (a) 	<p>memahami dan menghasilkan (a) undangan pribadi dan (b) ucapan selamat (<i>greeting card</i>) sesuai fungsi sosialnya, di dalam dan di luar kelas.</p> <ul style="list-style-type: none"> • Observasi terhadap kesungguhan, tanggung jawab, dan kerja sama siswa dalam proses pembelajaran di setiap tahapan. • Observasi terhadap kepedulian dan kepercayaan diri dalam melaksanakan komunikasi, di dalam dan di luar kelas. <p>Penilaian diri:</p> <p>Pernyataan siswa secara tertulis dalam jurnal belajar sederhana berbahasa Indonesia tentang pengalaman belajar memahami dan membuat (a) undangan pribadi dan (b) ucapan selamat (<i>greeting card</i>), termasuk kemudahan</p>		

Kompetensi Dasar	Materi Pokok/Materi Pembelajaran	Kegiatan Pembelajaran	Penilaian	Alokasi Waktu	Sumber Belajar
		<p>undangan pribadi dan (b) ucapan selamat (<i>greeting card</i>) dalam bahasa Inggris untuk fungsi sosial nyata di kelas, sekolah, dan rumah.</p> <ul style="list-style-type: none"> • Siswaberupaya berbicara secara lancar dengan ucapan, tekanan kata, intonasi yang benar dan menulis dengan ejaan dan tanda baca yang benar, serta tulisan yang jelas dan rapi. • Siswa membicarakan permasalahan yang dialami dalam membuat (a) undangan pribadi dan (b) ucapan selamat (<i>greeting card</i>) dan menuliskannya dalam jurnal belajar sederhana dalam bahasa Indonesia. 	<p>dan kesulitannya.</p> <p>Portofolio</p> <ul style="list-style-type: none"> • Kumpulan karya berbagai (a) undangan pribadi dan (b) ucapan selamat (<i>greeting card</i>) yang telah dibuat. • Kumpulan hasil analisis tentang beberapa berbagai (a) undangan pribadi dan (b) ucapan selamat (<i>greeting card</i>). 		
<p>3.5 Menerapkan struktur teks dan unsur kebahasaan untuk melaksanakan fungsi sosial menyatakan dan menanyakan keberadaan orang, benda, binatang dalam jumlah yang tidak tertentu, sesuai dengan konteks penggunaannya</p> <p>4.6 Menyusun teks</p>	<p>Teks lisan dan tulis untuk menyatakan dan menanyakan keberadaan orang, benda, binatang dalam jumlah yang tidak tertentu</p> <p>Fungsi sosial</p> <p>Menjelaskan, membanggakan, memuji, mengaguni, mengkritik, dsb.</p> <p>Struktur teks</p> <p><i>There are only a few</i></p>	<p>Mengamati</p> <ul style="list-style-type: none"> • Siswa terbiasa atau sering mendengar dan menyaksikan guru dan warga sekolah lain menyebutkan dan menanyakan tentang keberadaan orang, benda dan binatang dalam jumlah yang tidak tertentu, dalam bahasa Inggris, dengan unsur kebahasaan yang sesuai dengan fungsi sosialnya. • Siswa dituntut untuk mencontoh kebiasaan tersebut dengan menyebutkan dan menanyakan tentang keberadaan orang, benda 	<p>KRITERIA PENILAIAN</p> <ul style="list-style-type: none"> • Tingkat ketercapaian fungsi sosial menyebutkan dan menanyakan tentang keberadaan orang, benda dan binatang dalam jumlah yang tidak. • Tingkat kelengkapan dan keruntutan dalam menyebutkan dan menanyakan tentang keberadaan 	8 JP	<ul style="list-style-type: none"> • Buku Teks wajib • Keteladanan ucapan dan tindakan guru menggunakan setiap tindakan komunikasi interpersonal/transaksional dengan benar dan akurat • Contoh peragaan

Kompetensi Dasar	Materi Pokok/Materi Pembelajaran	Kegiatan Pembelajaran	Penilaian	Alokasi Waktu	Sumber Belajar
<p>lisan dan tulis untuk menyatakan dan menanyakan tentang keberadaan orang, benda, binatang dalam jumlah yang tidak tertentu, dengan memperhatikan fungsi sosial, struktur teks, dan unsur kebahasaan yang benar dan sesuai konteks</p>	<p><i>students left in school. Where are the others?; How many chairs are there in this classroom? A lot.; There is not much water in the dry season. So we have to save water.; It's said that there very few monkeys in the zoo, and some are very thin., dan sebagainya.</i></p> <p>Unsur kebahasaan</p> <p>(1) Ungkapan dengan <i>There ...</i></p> <p>(2) Kosakata: kata benda, kata jumlah yang tidak tertentu: <i>little, few, some, many, much, a lot (of).</i></p> <p>(3) Kata kerja, dan kata sifat yang terkait dengan orang, binatang, benda di kelas, sekolah, rumah, dan sekitarnya</p> <p>(4) Penggunaan nominal singular dan plural secara tepat, dengan atau tanpa <i>a, the, this, those, my, their,</i> dsb secara tepat dalam frasa nominal</p> <p>(5) Ucapan, tekanan kata,</p>	<p>dan binatang dalam jumlah yang tidak tertentu, dalam bahasa Inggris, dengan unsur kebahasaan yang sesuai dengan fungsi sosialnya.</p> <p>Menanya</p> <p>Dengan bimbingan dan arahan guru, siswa menanyakan dan mempertanyakan antara lain tentang perbedaan antara cara menyebutkan dan menanyakan tentang keberadaan orang, benda dan binatang dalam jumlah yang tidak tertentu, dalam bahasa Inggris dengan yang ada dalam bahasa Indonesia, kemungkinan menggunakan ungkapan lain, akibat jika tidak melakukan, dsb.</p> <p>Mengumpulkan Informasi</p> <ul style="list-style-type: none"> Siswa mendengarkan dan menyaksikan banyak contoh interaksi dengan menyebutkan dan menanyakan tentang keberadaan orang, benda dan binatang dalam jumlah yang tidak tertentu dalam bahasa Inggris dari film, kaset, buku teks, dsb. Siswa menirukan contoh-contoh interaksi dengan menyebutkan dan menanyakan tentang keberadaan orang, benda dan binatang dalam jumlah yang tidak tertentu dalam bahasa Inggris 	<p>orang, benda dan binatang dalam jumlah yang tidak tertentu.</p> <ul style="list-style-type: none"> Tingkat ketepatan unsur kebahasaan: tata bahasa, kosa kata, ucapan, tekanan kata, intonasi, ejaan, tanda baca, tulisan tangan. Sikap tanggung jawab, kerjasama, peduli, dan percaya diri yang menyertai tindakan menyebutkan dan menanyakan tentang keberadaan orang, benda dan binatang dalam jumlah yang tidak tertentu. <p>CARA PENILAIAN:</p> <p>Kinerja (praktik)</p> <p>Simulasi dan/atau bermain peran (<i>role play</i>) dalam bentuk interaksi dengan menyebutkan dan menanyakan tentang</p>		<p>dalam bentuk rekaman CD/VCD/DVD/kaset</p> <ul style="list-style-type: none"> Contoh interaksi tertulis Contoh teks tertulis Sumber dari internet, seperti: <ul style="list-style-type: none"> www.dailyenglish.com http://americanenglish.state.gov/files/ae/resource_files http://learnenglish.britishcouncil.org/en/

Invitation and Greeting Card

Meeting 1

Listening

Observing



Activity 1: Look and follow the teacher read the conversation below

Illustration of two people talking on mobile phones. The person on the left is a woman, and the person on the right is a man. They are both holding mobile phones to their ears. The background is a light green with a faint watermark of a mosque and the text 'UNIVERSITAS ISLAM NEGERI ALAUDDIN MAKASSAR'.

Speech bubbles contain the following text:

- Top left: Hello, this is Andi, may I speak to Delon?
- Top right: This is Delon speaking
- Bottom left: Oh, hi Delon. I wonder if you did like to come to my house tonight. We're having a great party.
- Bottom right: I don't I can. I'm doing my homework. I'm afraid I couldn't finish my homework. I hope you enjoy your party.

READING

Activity 2 : Look the underline sentences in part of text below



Oh, hi Delon. I wonder if you did like to come to my house tonight. We're having a great party.

Take a look with the invitation sentences below!

Would you like to come.....?
We would be pleased if you could.....?
I would very happy.....?
Would you care to.....?
Might you want to go along with us.....?

UNIVERSITAS ISLAM NEGERI
ALAUDDIN
M A K A S S A R

Reading

Questioning



Activity 3 : Perhatikan contoh kalimat menyetujui dan menolak ajakan di bawah ini

Menyetujui	Menolak
That's very kind of you	sorry, I think I can't
With the greatest pleasure	Unfortunately, I can't....
Sure, I am coming	Thank you for asking me, but....
We'd like very glad to.....	I'm very sorry, I don't think I can go
That is a smart thought	I am horribly sad

YOU SHOULD KNOW

The expressions are often used when the invitation is INFORMAL

Inviting	Accepting an Invitation	Declining an Invitation
<ul style="list-style-type: none"> Why don't you come to Like to come to Come and Shall we come to You must come to 	<ul style="list-style-type: none"> I would/will That would be very nice. OK! I'd like to love to come. All right (then). 	<ul style="list-style-type: none"> Sorry, I can't. I'd love to, but I don't think I can. I wish I could, but

The expressions are often used when the invitation is FORMAL

Inviting	Accepting an Invitation	Declining an Invitation
<ul style="list-style-type: none"> Would you like to I'd very much like you to We should be pleased/delighted if you could Would you care to You will ... won't you? 	<ul style="list-style-type: none"> That's very kind of you. We'd very much like to What a delightful idea. With the greatest pleasure. Thank you very much for inviting me. 	<ul style="list-style-type: none"> I'm very sorry, I don't think I can. I'd like to, but I'm afraid I've already promised Thank you for asking me, but Unfortunately, I can't

Reading

Collecting Information



Activity 4 : Perhatikan contoh undangan di bawah ini

To: Beni → Invitee

YOU'RE INVITED! → Occasion

Please come to my 14TH birthday party which will be held on: → Day and date

Saturday → Time

November 8th 2013 → Time

3 - 5 p.m → Time

Mentari Residence → place

Jl. Serma Muchtar No. 97 → place

R.S.V.P, please contact (0261) 2200 102 → Body

Love, Lina → Inviter

Writing

Activity 5 : Tentukan general structure dari undangan dibawah ini

Example:

To Valeria

I hope you could come to my result seminar in my collage at C room to give me support on Wednesday, August 28th 2016. At 09.00 a.m.

Ranisa

General structure :

Invitee : Valeria
Occasion : Result of seminar
Day and date : Wednesday, August 28, 2016
Time : 09.00 a.m
Place : C room
Inviter : Ranisa

To : Reindra

I hope for your coming in my ceremonial new house next week. Do not forget to share this information to our friends. This moment will be held on Friday, February 28th 2016 at 07.30 p.m until 09.30 p.m. Do not miss it. I will wait for your coming. Thanks in advance.

Bryan

To : Maryam

I will wait for you in my home to come to watch movie in Cinema, on Saturday, June 15th 2016, 07.00 p.m. -09.00 p.m.

Rania

To: Danisha

I will be glad if you could come to my birthday party, we will have dinner together with our classmate on November 22nd 2016 at 07.00 p.m. until 10.p.m.

Delisha

To : Almira

I need your coming at the celebration of my seventeenth birthday.

Please come on: Sunday, October 28th, 2016

At 8 p.m. At My House

Your smile at my birthday party will be the best birthday present for me.

Anissa



To: Members of English Debate

I would like to invite you to join with English debate. It will be held next month in Gandaria School on July 10th 2015. This event will be start at 09.00 a.m. until 17.00 p.m. Do not miss it!

Marlyn

Writing

Activity 6: Look at the invitation below, and answer the question!



Practice question!

1. Who is invited to the party?
2. How old is Elvira Agnes Sophia?
3. Who celebrate the birthday?
4. When will the party begin?
5. Where will the party begin?

Better Much Action than Much Said

MEETING 2

Writing



Associating

Activity 1: Make the conversation about invitation and make it pair

Example:

Indri : Hi, Anya. Have you seen The Conjuring movie?
 Yani : Hi, Indra. I have not seen that movie. Why?
 Indri : Would you like to see The Conjuring movie with me tonight?
 Yani : Unfortunately. I can't because I am scared horror movie.
 Indri : Okay if you are scared horror movie. Shall we come to fireworks party in the downtown?
 Yani : When it happen?
 Indri : Tonight, dear. How?
 Yani : Really?
 Indri : Yeah, if you can.
 Yani : With pleasure, Ndra. I like fireworks very much.
 Indri : Okay, I will pick you up at 8 pm.
 Yani : Thank you, Ndra.



Speaking

Communicating



Activity 2: Practice the dialogue that you have made in front of the class

UNIVERSITAS ISLAM NEGERI

ALAUDDIN

Keep Dreaming As High As You Can

Until You Reach That Dream

Meeting

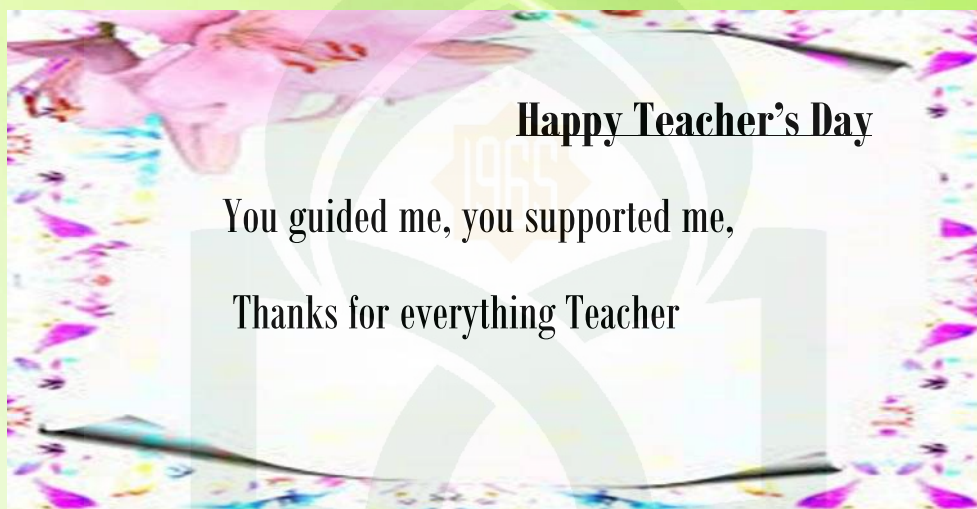
3

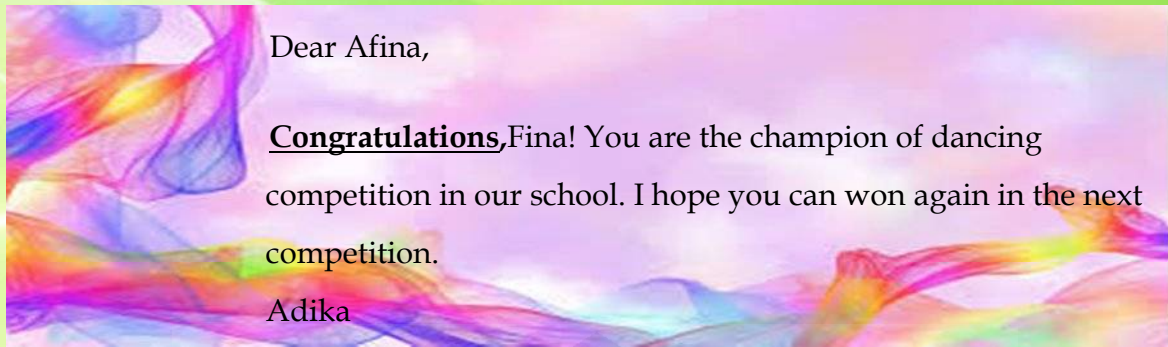
Reading

Observing

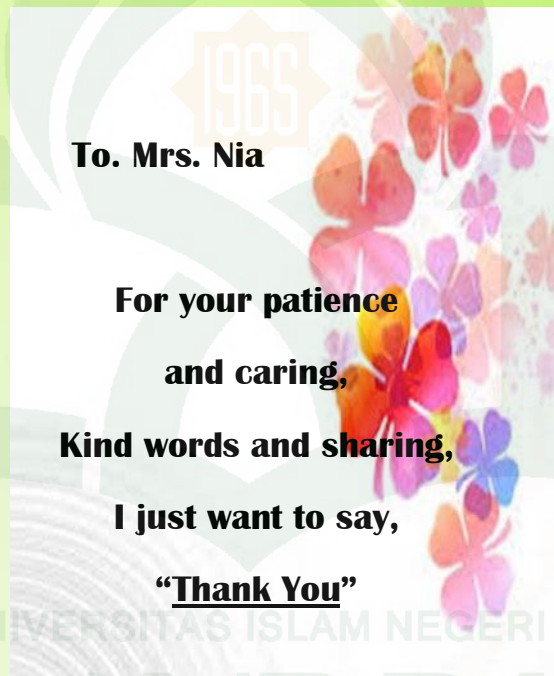


Activity 1: Read the greeting cards below





Activity 2: Today is 25 November. Alim know that today is the national Teacher's Day. He wants to send a card for his teacher. Here is the card.



YOU SHOULD KNOW

An **invitation card** is used to invite someone to attend an event, such as wedding ceremony, informal dinner, birthday party, etc.

A good invitation provides information that answer question **who, when, what, where**, and (occasionally) **how**.

A **greeting card** is a card that you send to someone on their special occasion or holiday.

Writing

Questioning



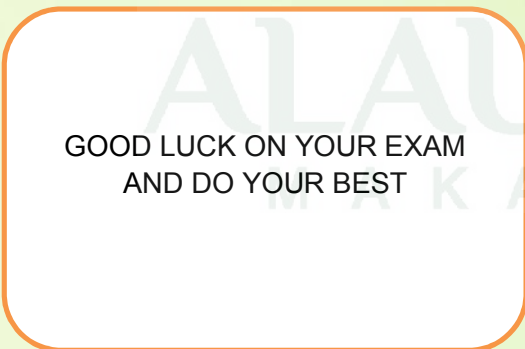
Activity 3: Fill in the blank box in accordance with the picture below



.....



.....



.....

.....



.....

.....



Achievement	Mother's day
Teacher's day	New Year
Graduation	Ied Mubarak
Birthday	A sick person
Encouragement	Valentine

Collecting information



Activity 4:

The receiver ← Dear Fachri

When your name is called as the best student
 Please step forward for high five! → Why send the card
 You are the best. Congratulation → Your Greeting

Uncle Farhan → the sender

Writing

Activity 5: Work in pairs. Look at the cards, and then answer the question!



1. Who sent the card?
2. Why do the senders send the card?



Dear Toni,

Let me congratulate you on your success as the best English news reader this 2014.

I hope you always perform the best in the next competition.

Sindi



3. Why does Sindi write the card?
4. What has been achieved by Toni?

UNIVERSITAS ISLAM NEGERI
ALAUDDIN
M A K A S S A R

Activity 6: Arrange the jumbled words to make good sentences!

Example:

Do – I – can – that – you – believe

Answer: I believe you can do that

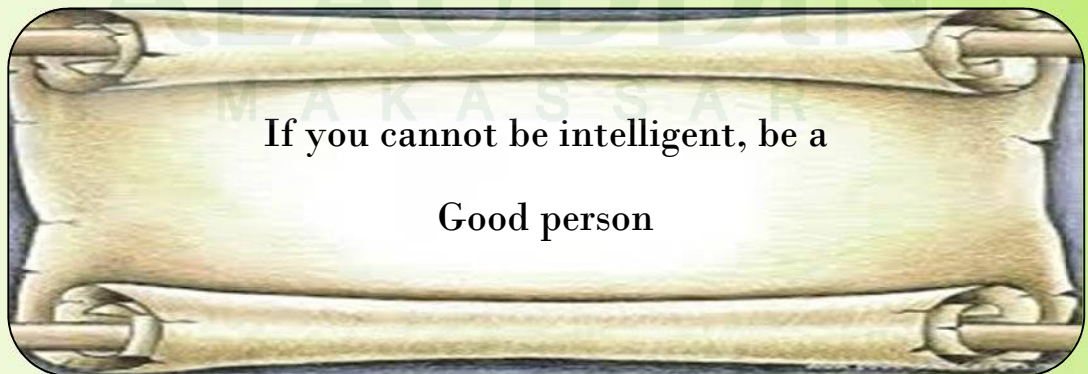
1. Your – on – winner – as – success – congratulation – the – of – the – writing - the

2. Teacher – great – us – you – thank – a – for – being – for

3. You – happy – I – For – am

4. Proud – we – of – are – you

5. Your – being – on – as – congratulation – being – as – collected – the – ambassador
of – Green Movement



Meeting 4

Writing



Associating

Activity 1: Create a greeting card. Choose one of the following situations. Write it on a piece of paper and decorate it with pictures!

- Mother's day
- One of your friends is sick
- Teacher's day
- Your friend won a competition
- One of your friends has moved to a new house

Activity 2: A friend from abroad is visiting you. You want to invite him/her to watch a traditional performance of your city. Write your invitation card. Decorate it with pictures. Then you make greeting card about the traditional performance!



Speaking

Communicating



Activity 3: Practice your invitation and greeting card that you have made



UNIVERSITAS ISLAM NEGERI

ALAUDDIN

The three great essentials to achieve anything worthwhile are

First, hard work: second, stick-to-itiveness: third, common sense

Thomas A. Edison

APPENDIX 7

DOCUMENTATION

IMPLEMENTATION PRODUCT AT THE CLASS ROOM



UNIVERSITAS ISLAM NEGERI
ALAUDDIN
M A K A S S A R

DISTRIBUTED STUDENT QUESTIONNAIRE



CURRICULUM VITAE



Raodhatul Jannah, the writer, was born on July 12st 1996 in Bantaeng, South Sulawesi. She has two brothers and one sister. She is the third child of Haeruddin and Nurhayati.

In 2001, she started her education SD 46 Kadang Kunyi and graduated in 2007. She continued her study in MTs Muhammadiyah Bantaeng and graduated in 2010. In the same year, she continued her study in the same institution for her Senior High School, MA. Muhammadiyah Bantaeng and graduated in 2013.

In following years, she continued her study at State Islamic University (UIN) Alauddin Makassar 2013-2017. Besides a student at the University, she also active in extra organization such as HMJ English Education Department and HIMABIM (Himpunan Mahasiswa Bidikmisi) UIN Alauddin Makassar .

UNIVERSITAS ISLAM NEGERI
ALAUDDIN
M A K A S S A R