


**TEACHING GRAMMAR BY USING TEAM GAMES
TOURNAMENT AT THE SECOND GRADE
STUDENTS OF SMPN 5 AJANGALE**



A Thesis

**Submitted in Partial Fulfillment of the Requirements for the Degree of
Sarjana Pendidikan (S.Pd) of English Education Department
Tarbiyah and Teaching Science Faculty
Alauddin State Islamic University
of Makassar**

By:
ERWIN
Reg. Number: 20400113139

**ENGLISH EDUCATION DEPARTMENT
TARBIYAH AND TEACHING SCIENCE FACULTY
ALAUDDIN STATE ISLAMIC UNIVERSITY OF MAKASSAR
2017**

PERNYATAAN KEASLIAN SKRIPSI

Mahasiswa yang bertanda tangan di bawah ini:

Nama : **Erwin**
NIM : 20400113139
Tempat/Tgl.Lahir : Maccedde, 12 Maret 1995
Jur/ Prodi/ Konsentrasi : Pendidikan Bahasa Inggris
Fakultas/ Program : Tarbiyah and Keguruan/ S1
Alamat : Jl. Abdul kadir Daeng Suro, Perumahan Panoramah
Indah Block A3
Judul : *Teaching Grammar by Using Team Games
Tournament at the Second Grade Students of SMPN 5
Ajangale.*

Menyatakan dengan sesungguhnya dan penuh kesadaran bahwa skripsi ini adalah hasil karya sendiri. Jika di kemudian hari terbukti bahwa ia merupakan duplikat, tiruan, plagiat, atau buatan orang lain, sebagian atau seluruhnya, maka skripsi yang di peroleh karenanya batal demi hukum.

ALA UDDIN
M A K A S S A R

Makassar, 2017

Penyusun,

Erwin
NIM: 20400113139

PERSETUJUAN PEMBIMBING

Pembimbing penulisan skripsi saudara **Erwin**, NIM: **20400113139**, mahasiswa Jurusan Pendidikan Bahasa Inggris pada Fakultas Tarbiyah dan Keguruan UIN Alauddin Makassar, setelah dengan seksama meneliti dan mengoreksi skripsi yang bersangkutan dengan judul **“Teaching Grammar by Using Team Games Tournament at the Second Grade Students of SMPN 5 Ajangale”**, memandang bahwa skripsi tersebut telah memenuhi syarat-syarat ilmiah dan dapat disetujui untuk diajukan ke sidang munaqasyah.

Demikian persetujuan ini diberikan untuk dipergunakan dan diproses selanjutnya.

Samata, September 2017

Pembimbing I

Pembimbing II

UNIVERSITAS ISLAM NEGERI
ALAUDDIN
M A K A S S A R

Dr. Kamsinah, M.Pd.I
NIP:19680328 199603 2 002

Nur Aliyah Nur, S.Pd.I.,M.Pd.
NUPN: 9920100172

PENGESAHAN SKRIPSI

Skripsi yang berjudul, "*Teaching Grammar by Using Team Games Tournament at the Second Grade Students of SMPN 5 Ajangale*" yang disusun oleh saudara Erwin, NIM: 20400113139, mahasiswa Jurusan Pendidikan Bahasa Inggris pada Fakultas Tarbiyah dan Keguruan UIN Alauddin Makassar, telah diuji dan dipertahankan dalam sidang munaqasyah yang diselenggarakan pada hari Selasa, tanggal 28 November 2017 M yang bertepatan dengan tanggal 09 Rabi'ul-Awal 1439 H dan dinyatakan telah dapat diterima sebagai salah satu syarat untuk memperoleh gelar Sarjana Pendidikan (S.Pd) pada Fakultas Tarbiyah dan Keguruan, Jurusan Pendidikan Bahasa Inggris dengan beberapa perbaikan.

Samata – Gowa, 28 November 2017 M
09 Rabi'ul-Awal 1439 H

DEWAN PENGUJI

(SK. Dekan No. 2948 Tertanggal 24 November 2017)

Ketua : Dr. Muljono Damopolii, M.Ag.

Sekretaris : Dr. Hamka, M.Th.I.

Munaqisy I : Sitti Nurpahmi, S.Pd., M.Pd

Munaqisy II : Dr. M. Rusdi, T., M.Ag.

Pembimbing I : Dr. Kamsinah, M.Pd.I.

Pembimbing II: Nur Aliyah Nur, S.Pd.I., M.Pd.



Diketahui oleh:

Dekan Fakultas Tarbiyah dan Keguruan
UIN Alauddin Makassar, //



Dr. H. Muhammad Amri, Lc., M.Ag. /
NIP. 19730120 200312 1 001

ACKNOWLEDGEMENT



Alhamdulillah Robbil 'Alamin. The researcher praises his highest gratitude to the almighty Allah swt, who has given His blessing, mercy, health, and inspiration to complete this thesis. Salam and Shalawat are due to the highly chosen Prophet Muhammad saw, His families and followers until the end of the world.

The researcher realizes that this thesis could never be completed without any supports from numbers of people. Therefore, the researcher would like to express his deepest appreciation, thanks, and honor to those people who have involved in completing this thesis, for the valuable contribution suggestion, advice, supporting, guidance, sacrifice, and prayer. Therefore, the researcher would like to address his acknowledgements to:

1. The researcher's beloved parents **Bacottang** and **Munira** who always give attention to their children, and their strong motivation both material and spiritual until the researcher is able to complete this thesis.
2. **Prof. Dr. H. Musafir Pababbari, M.Si.**, as the Rector of Alauddin State Islamic University of Makassar.
3. **Dr. H. Muhammad Amri, Lc., M.Ag.**, the Dean of Tarbiyah and Teaching Science Faculty of UIN Makassar.
4. **Dr. Kamsinah, M.Pd.I. and Sitti Nurpahmi, S. Pd., M. Pd.** as the Head and Secretary of English Education Department of Tarbiyah and Teaching Science Faculty of UIN Makassar.

5. **Dr. Kamsinah, M.Pd.I.** as the first consultant and **Nur Aliyah Nur, S.Pd.I.,M.Pd.** as the second consultant who have given their really valuable time and patience, support, assistance, advices and guided the researcher during writing his thesis.
6. The most profound thanks delivered to all the lectures of English Education Department and all the staffs of Tarbiyah and Teaching Sciences faculty at Alauddin State Islamic University of Makassar for their multitude of lesson, lending a hand, support and guidance during the researcher's studies.
7. Big thanks to the researcher's big family, **Gellung, Hannating, Lina, Miming, Erik Setiawan, Tini** who always give their motivation and material so the researcher is able to finish this thesis.
8. The headmaster and the English teacher of SMPN 5 Ajangale, who allow the researcher to conduct the research and give their time, guidance, and advice during the process of this research and also the biggest thanks to all students from the second grade of SPMN 5 Ajangale in academic year 2016-2017 who gave their time so willingly to participate in this research.
9. The researcher's beloved friends' at Panorama , **kasmin, Nurfaidah Lestari, Irham Fandi, Idris Afandi, Hasni Il Kasmi, and Alvin, Ahmad Jalil, Agus** for their patient, prayers, motivation and smile.
10. The researcher's friends from many organizations such as KEPMI Bone Komisariat UIN, NGC, PMII, HMJ-PBI, CEC Makassar, Celebes course, IKASMAPAT, Macca private, DEMA-FTK, IELTS Republic and the Alumni of Training ESQ who teach and to motivate him during daily activities.

11. Special thanks to researcher's beloved classmates in PBI 7/8 and all my friends in PBI 2013 who could not be mentioned here. Thanks for sincere friendship and assistance during the writing of this thesis.
12. Greater thanks to researcher's friends From Ma'rang Squad **Nurfaidah Lestari, Marni Binti Making, Syamsul Rizal**, who always motivate him to finish this thesis soon.
13. Thanks to all people around the researcher's life whom could not be mentioned their name one by one by researcher who have given a big inspiration, motivation, prayers for the researcher.
14. The researcher realizes that the writing of this thesis is far from perfect. Remaining errors is the researcher's own; therefore, constructive criticisms and suggestions will be highly appreciated. May all our/the efforts are blessed by Allah SWT. Aamiin Ya Rabbal Alamin.

Makassar, 2017

The researcher,

UNIVERSITAS ISLAM NEGERI
ALAUDDIN
M A K A S S A R
Erwin
NIM: 201400113139

LIST OF CONTENTS

	Page
TITLE PAGE	i
PERNYATAAN KEASLIAN SKRIPSI.....	ii
PERSETUJUAN PEMBIMBING.....	iii
PENGESAHAN SKRIPSI.....	iv
ACKNOWLEDGMENTS	v
LIST OF CONTENTS	viii
LIST OF FIGURES	x
LIST OF TABLES	xi
LIST OF APPENDICES.....	xii
ABSTRACT	xiii
 CHAPTER I. INTRODUCTION	
A. Background	1
B. Problem Statement	4
C. Objective of Research	4
D. Research Significance	5
E. Research Scope	6
 CHAPTER II. REVIEW OF RELATED LITERATURE	
A. Operational Definition of Terms	7
B. Review of Related Literature.....	8
1. Preview of Related Research Findings	8
2. Some Pertinent Ideas	10
a. The definition of simple past tense.....	10
b. The forms of simple past tense	11
c. The uses of simple past tense	14
d. The definitions of Team Games Tournament.....	15
e. The phases of Team Games Tournament.....	17

C. Theoretical Framework.....	19
D. Hypothesis	20
CHAPTER III RESEARCH METHODOLOGY	
A. Research Method	21
B. Research Variables	22
C. Population and Sample	22
D. Research Instruments	23
E. Data Collecting Procedure	23
F. Data Analysis Technique.....	25
CHAPTER IV FINDINGS AND DISCUSSIONS	
A. Findings	29
B. Discussions	35
CHAPTER V CONCLUSIONS AND SUGGESTIONS	
A. Conclusions	41
B. Suggestions	42
BIBLIOGRAPHY	
APPENDICES	
CURRUCULUM VITAE	

LIST OF FIGURES

Figure 2.1	Theoretical Framework.....	19
-------------------	----------------------------	----



LIST OF TABLES

Table 2.1	An Alphabetical List of Irregular Verbs.....	12
Table 2.2	Table to Count the Score Each Team.....	18
Table 4.1	The Rate Percentage of Score Experimental Class in Pre-Test...	29
Table 4.2	The Rate Percentage of Score Experimental Class in Post-Test.	30
Table 4.3	The Rate Percentage of Score Control Class in Pre-Test.....	31
Table 4.4	The Rate Percentage of Score Control Class in Post-Test.....	32
Table 4.5	The Mean Score and Standard Deviation of Experimental Class and Control Class in Post-Test.....	33
Table 4.6	The Significance Score of Experimental and Control Class.....	34



LIST OF APPENDIXES

Appendix A	: The result of the students pre-test and post-test in experimental and control class.....	44
Appendix B	: T-table	48
Appendix C	: The mean score of experimental class and control class.....	54
Appendix D	: Standard deviation of experimental class and control class....	55
Appendix E	: The significance different.....	57
Appendix F	: Lesson Plans.....	58
Appendix G	: Research Instrument.....	84
Appendix H	: Documentation.....	94



ABSTRACT

Title : **Teaching Grammar by Using Team Games
Tournament at the Second Grade Students of SMPN 5
Ajangale**
Researcher : **Erwin**
NIM : **20400113139**
Consultant I : **Dr. Kamsinah, M.Pd.I.**
Consultant II : **Nur Aliyah Nur, S.Pd.I, M.Pd.**

This research aimed at finding out the effectiveness of teaching grammar by using Team Games Tournament at the second grade students of SMPN 5 Ajangale. The research questions of this research are: “is using Team Games Tournament effective in teaching grammar at the second grade students of SMPN 5 Ajangale?” and to what extent is using Team Games Tournament effective in teaching grammar at the second grade students of SMPN 5 Ajangale? The objectives of this research are: to find out whether Using Team Games Tournament is effective in teaching grammar at the second grade students of SMPN 5 Ajangale and to find out the extent to which Using Team Games Tournament is effective in teaching grammar at the second grade students of SMPN 5 Ajangale.

The researcher applied quasi-experimental design with non-equivalent control group design. The population of this research was the second grade students of SMPN 5 Ajangale which consisted of 40 students. The sample of this research was taken by using purposive sampling technique which consisted of 40 students with 20 students in experimental class and 20 students in control class. There were two research variables: Independent variable and dependent variable. The independent variable of this research is Team Games Tournament and dependent variable of this research is teaching Grammar.

The data were taken through pre-test and post-test. The result of the data indicated that there were significant differences between students' post-test in experimental class and control class. The mean score of post-test (65) in experimental class was higher than the mean score of post-test (32) in control class. The gained score of experimental class was also higher than in control class. The standard deviation of post-test (16.46) in experimental class was higher than the standard deviation of post-test in control class (14.08). From t-test, the researcher found that the value of t-test (3.04) was greater than t-table (2.024) at the level of significance (α) = 0.05 with degree of freedom (df) = $(N_1 + N_2) - 2 = (20 + 20) - 2 = 38$.

Based on the findings and discussions of this research, the researcher was able to conclude that using Team Games Tournament is effective in teaching simple past tense at the second grade students of SMPN 5 Ajangale. Therefore, Team Games Tournament is recommended to apply in teaching simple past tense at the second grade students of Junior High School.

CHAPTER 1

INTRODUCTION

This chapter presents the introduction which consists of five parts which are; background, problem statements, objectives, significances, and research scope.

A. *Background*

Nowadays, English language becomes the most important language in the world not only in the English spoken language country but also for all countries. Here, there are four skills that must be mastered in English. They are language skills such as speaking, listening, writing, and reading. Therefore, language also has four components which are; spelling, pronunciation, vocabulary, and grammar. Grammar is not skill but it is also important component to be mastered if people want to master those four skills especially for good writing. If people just knew the word, it will be not enough to make their English better. People also must know how good sentence must be arranged.

Ahkam (2013:1) states that learning grammar is not easy for students, most of students find difficulties in learning grammar. Grammar is central to the teaching and learning of language that also becomes one of the more difficult aspects of language to teach as well as to learn well. This case indicated that there were still many students that have not mastered yet about basic of grammar so that they needed to get new way to learn it because without mastering grammar it was difficult to have a good writing.

Muhktar (2013: 3) grammar is important because it is the language that make it possible for us to talk about language. Grammar names the types of words and words group that make up sentences not only in English but also in any language. As we know that grammar is very useful both written and spoken, it is impossible to have an excellent writing if you did not master grammar specially writing skill how can you write such as Article, journal and Essay well if you were not good in grammar, it was impossible.

Teaching grammar is a big challenge for teacher because many students either Junior High School students or Senior High School students were afraid of learning about grammar itself. Furthermore, some of them were not interested in learning grammar. The researcher had got enough experience about the background of the student in learning grammar when the researcher conducted observation to some schools of Bone Regency South Sulawesi. Other problem come from the size of the class. As the reality shows that in indonesia, most of classes were set up of big number of students. It was a little bit difficult for teachers to handle all the students in the class, the students were also quite difficult to give question and receive individual attention in big class.

The next factor was the method of teaching which the teachers apply in the classroom. Methods of teaching are important role during teaching and learning process in the classroom. Mastering some methods were duty for the teachers in order to handle the teaching and learning process to be more effective. (Campbell and Rutherford, 2000: 164) states that Cooperative Learning is more effective to increase learning and improve students' achievement. By using Cooperative

learning, the students will be more active and creative in developing their Grammar. Moreover, the teachers did not need to explain all materials of lesson every meeting because teachers only became as a fasilitator in Cooperative Learning.

There were some techniques in Cooperative learning, such as Students' Team Achievment Divition (STAD), Team Accelerated Instruction (TAI), Cooperative Integrated Reading and Compotition (CIRC), Team Games Tournament (TGT). And so forth. Teaching Grammar to the students in hetergenous and different character, culture, fashion and ability, the researcher chose Team Games Tournament (TGT) as the technique in teaching Grammar. Team Games Tournament was chosen because it has unique thing inside it and allows the students to be more creative in team work, this technique is a tournament that has a concept for reviewing the material which would be helpful in learning Grammar.

Teams Games Tournament is designed by Robert Slavin for reviewing and mastering the learning material. Basically, the implementation was similiar to STAD. But, TGT has tournament whereas STAD does not have. (Rusman, 2011: 116-117) states that TGT organize the classroom into five members for each team from all level of achievment, different sex or different race. (Taniredja, 2011: 224) describes that each group contains of 4 to 6 members, which is set cooperatively.

Team Games Tournament is as one of the cooperative learning technique requires student center. The role of teacher in learning process was just a fasilitator, not as main source of knowledge. Based on explanation above, the

researcher was interested in applying Team Games Tournament as one of a technique of cooperative learning method that could help the students to learn grammar easily and effectively. So that's why the researcher would like to conduct research by using Team Games Tournament in teaching grammar at the second grade students of SMPN 5 Ajangale to examine the effectiveness of TGT in teaching grammar.

Related to the explanations above, the researcher decided to carry out a research entitled “*Teaching Grammar by using Teams Games Tournament (TGT) at the second Grade Students of SMPN 5 Ajangale*”.

B. Research Problems

The researcher formulated two research questions of this research as follow:

1. Is using Team Games Tournament effective in teaching grammar at the second grade students of SMPN 5 Ajangale?
2. To what extent is using Team Games Tournament effective in teaching grammar at the second grade students of SMPN 5 Ajangale?

C. Research Objectives

Based on the research questions above, the aims of this experimental class research was provided into two research objectives:

1. To find out whether Using Team Games Tournament is effective in teaching grammar at the second grade students of SMPN 5 Ajangale.
2. To find out the extent to which Using Team Games Tournament is effective in teaching grammar at the second grade students of SMPN 5 Ajangale.

D. Research Significances

This research talked about a quasi-experimental research of Team Games Tournament (TGT) technique for teaching Grammar especially about Simple Past Tense. Hopefully, it would be useful for both theoretically and practically in English language teaching and learning.

1. Theoretical significance

Some previous researchers had already proved that cooperative learning in general was excellent to be applied in English class to improve the students' achievement in grammar specially about Simple Past Tense and to stimulate their attention to be active in doing a task in the classroom. Thus, the researcher would try to utilize one of the cooperative learning techniquenamed (TGT) Team Games Tournament in order to prove that TGT is effective in teaching Simple past Tense at the second grade students of SMPN 5 Ajangale.

2. Practical Significance

a. Significances for the students

It motivated the students to learn in order to understand about the basic of Grammar as soon as possible.

b. Significances for the teachers

It motivated the teachers in finding a good technique in teaching grammar by using (TGT) Team Games Tournament. It would give new knowledge for teacher in transferring their material in learning process.

c. Significances for the readers

It gave a new reference for the readers. Moreover, it would be a previous research to the readers who wanted to conduct research in the next time and they would get new experiences and knowledge.

d. significances for the researcher

It motivated himself in doing some researches as the contribution in developing English teaching. As a researcher and an English teacher, the researcher was supposed to conduct some activities or researches that could make the development in educational field especially in teaching English.

E. *Research Scope*

In this research, the researcher intended to know whether using Team Games Tournament was effective in teaching grammar at the second grade students of SMPN 5 Ajangale. The researcher focused on teaching about Simple Past Tense because the results of the observation indicated that many students still have not mastered yet about Simple Past Tense. This research took place at SMPN 5 Ajangale. The researcher chose the second grade students of SMPN 5 Ajangale.

CHAPTER II

REVIEW OF RELATED LITERATURE

This chapter presents the literature review which deals with the operational definition of terms, previous related research findings, pertinent ideas, theoretical framework and hypothesis.

A. *Operational Definition of Term*

The title of this research was “*Teaching Grammar by Using Team Games Tournament at the Second Grade Students of SMPN 5 Ajangale*” In understanding the topic of this research easily; the researcher would like to put the operational definition of terms.

1. Grammar is the whole system and structure of a language or of languages in general, usually taken as consisting of syntax and morphology (including inflections) and sometimes also phonology and semantics.
2. Team Games Tournament (TGT)

Team games tournament is a kind of cooperative learning method that grouping some activities, such as presentation, teams, games, tournaments, and team recognition.

TGT consists of three key terms, first is team. Team means group of people who are playing on the same side of the game, group of people who will work together with another person of the group. They are in the same side together and collaborate to get the highest score and win the game.

The second term is game, Game is form of play or sport with rules; sports, especially athletics competitions; single part of match; children’s activity when

they play with toys; activity of business; secret play or tricks; willing to do something risk.

For the last term is tournament. Tournament was series of game or contest. In the tournament, the group work member has a role to finish or complete it. They had their own responsibility to complete the challenge of the games.

B. Review of Realted Literature

1. Review of Related research findings

In this research, there were some reviews of related research finding from previous researcher, they are:

The first finding came from Sdayu (2014: 56), he studied about “*The Effectiveness of using Teams Games Tournament (TGT) in Teaching Reading of Narrative Text (A Quasi-Experimental Research Study at SMPN Pakuhaji)in The Academic Year of 2014*”. From the conclusion indicates that basen on the findings of this research, it can be concluded that Team Games Tournament technique is effective to use in teaching narrative text. It can be seen from the gain score of the experimental class which was Taught by using Team Games Tournament technique is higher (9.0) then gain score of controlled class (5.13). the previous research above indicates that TGT technique of cooperative learning is very excellent, and good to use in teaching for students of Junior High School.

The second finding came from wajid (2012: 100) he studied “*Improving Students’ Reading Comprehension through (Team Games Tournament) (A Class Room Action Research at The Second Grade Students of SMP Negeri 15 Surakartai in the Academic Year 2010/2011)* he stated that based on the result of

A Classroom Action Research that using Team Games Tournament can improve the students' reading comprehension and class situation. The improvement of students' reading comprehension can be seen from the result of the mean scores of pre-test, post-test 1 and post test 2. The mean scores are 5.3 6.2 and 6.7. meanwhile, the class situation also increases during the implementation of TGT in reading class. The indicators are: (1) the students were active in answering teachers' question; (2) the students paid attention to the teacher's explanation; (3) the students were active in discussing the material; (4) the students felt enjoyable during teaching learning process. It showed that TGT is a good technique of cooperative learning that is able to apply in teaching and learning process.

The third finding came from Izza, (2010:75) he studied *"Improving Students' Understanding on Simple Present Tense by Using Teams Games Tournament (TGT) (A classroom action research with (8th A) grade students of SMP Islam Al-Khoiriyah Pematang in the Academic Year of 2010/2011"*. By using Team Games Tournament an increase in the students' achievement had happened after they got some treatments; it was proven by the comparison between the result of the pre-cycle test and the third cycle in which the third cycle result was higher (85.5) than pre-cycle test (55.25) and it was about 30.25. The use of TGT could increase the students' understanding on simple present tense. The increase in students' achievement would also be determined by a learning situation and the strategy used to teach them, it should be appropriate with the level of the learners. For example, the use of Team Games Tournament had been actually proven in this study that it was completely able to create such a learning

situation which was not going to take the students into serious. In fact, the learners did not only play the game, but they also learned something from it.

As the conclusion, the researcher found some findings which related to Team Games Tournament technique in teaching materials but they were not really similar to researcher's title. The findings above indicated that TGT was an excellent method which was able to help students to understand the material easily. While the other finding focused on teaching such as reading narrative text, reading comprehension and simple present tense, the researcher attempted a new material here. The researcher focused on using Team Games Tournament in teaching grammar especially simple past tense at the second grade students of SMPN 5 Ajangale.

2. Some pertinent idea

a. The definition of simple past

(Swam, 2005: 73) said that in general simple past tense is the 'normal' one for talking about the past. It means that when talking about simple past prefers to events and moments that have happened. According to Harun (2012: 10) A past tense indicates that occurred in the past and which does not extend into the present. The simple past tense also known as the past simple or preterit of regular verbs is marked by the ending *-d*, *-ed*, or *-t*. irregular verbs have a variety of endings. The simple past is not accompanied by.

The simple past tense is to talk about activities or situations that began or ended in the past (Azar, 1999: 27). Generally, the simple past tense refers to events, habitual activities, and states in the past. For examples; *I bought some*

books at the traditional market yesterday. In the ‘sequence of tenses’ rule in reported speech, it restates the present tense of the original utterance: ‘He likes a milk’ as reported that she said he liked chocolate.”

The past simple can also be used as habitual sense to refer a series of past event that occurred on a regular basis (Azar, 1999: 27). Often, when used this way, the verb is accompanied by an adverbial that underscores the regularity of the situation described: the habitual meaning which is expressed here is the past simple can also be expressed with an alternative grammatical pattern. It involves a special habitual form, used to, plus an infinitive verb. (Alwi, 2006) deems that past tense includes any action or state of being that we could find between the dawn of time and a second split before the present.

(Frank, 1972: 73). States that the past tense indicates definite time terminating in the past, whether a one word given or not. It is the required tense in statements about person who are now dead (Shakespeare lived in England), unless the statement has some relevance to the present (Shakespeare is the greatest playwright produced in England).

b. The Forms of Simple Past Tense

1) Affirmative statement

- a) In order to make an affirmative statement, the verbs other than be use following formula:

Subject + Verb 2 + Object

(Verb 2 can be regular and irregular verb)

For example:

(1) He walked to hotel 2 hours ago.

(2) Idris phoned his uncle yesterday.

Besides using regular verb, simple past tense also uses irregular verb. The use of irregular verb is also same to regular verb. Here are the examples of irregular which are used in simple past tense.

Table 2.1 An Alphabetical List of irregular verbs

Infinitive	Past Form	Past Participle
Choose	Chose	Chosen
Come	Came	Come
Do	Did	Done
Eat	Ate	Eaten
Fall	Fell	Fallen
Get	Got	Gotten
Have	Had	Had

(Azar, 1999: 22-23)

From the table above, Simple Past Tense uses the second column (Past Form).

For example:

(1) I **did** my homework a week ago.

(2) I **ate** a banana 5 hours ago.

b) The verb **be**

To make an affirmative statement using the verb **be (was, were)**, this affirmative statement is also known as non-verbal statement, and the formula is:

Subject + Was/ Were + Complement

Here are the examples

(1) Arman **was** hungry this morning.

(2) Anto and akhyar **were** absent two days ago.

1) Negative statement

- a) In order to make negative statement for the verb other than **be** whether using regular or irregular verbs, the formula is:

Subject + did not + infinitive (verb 1) + object

Examples:

(1) My father did not (didn't) teach me English yesterday.

(2) Syamsul did not (didn't) finish his homework a week ago.

- b) To make negative statement by using part of **be**, the formula is:

Subject + Was/ Were + Not + Complement

Examples:

(1) I **was not (wasn't)** happy because I got a poor score of my exams.

(2) They **were not silent (wasn't)** this morning because they were hungry.

2) Interrogative

- a) To make Interrogative affirmative statement of regular and irregular verb, the formula is:

Did + subject + infinitive (verb 1) + object?

Here are the examples:

(1) **Did** you **lose** your book?

(2) **Did** you **eat** lunch?

b) To make Interrogative negative of regular and irregular verb, the formula is:

Did + not + subject + infinitive (verb 1) + object?

For examples:

(1) **Did not** you **study** last night?

(2) **Did not** you **drive** to school yesterday?

c) To make Interrogative affirmative statement of **verb be or (was/were)**, the formula is:

Was/were + subject + complement

For examples:

(1) **Were** you sick yesterday?

(2) **Was** your book on the table 2 days ago?

d) In order to make Interrogative negative of **verb be or (was not/were not)**, the formula is:

Was/were + not + subject + complement

For examples:

(1) **Wasn't** he a police 5 years ago?

(2) **Weren't** we sad a month ago?

c. The Use of Simple Past Tense

1) The simple past uses for an action in the past.

For examples:

- (a) I **bought** this coat yesterday.
- (b) I **saw** the film three weeks ago.
- (c) The war **ended** in 1945.

The time of the action (yesterday, three weeks ago) is over

2) The simple past can also refer to a series of actions in the past.

- (a) I often **visited** this place as a child.
- (b) He **went** to the job Centre several times

3) The simple past also uses for states.

- (a) The party last week **was** great.
- (b) The Romans **had** a huge empire
- (c) I **believed** in fairies when I **was** little.

(Eastwood, 2008: 29)

d. Definition of Team Games Tournament

TGT cooperative learning was the product of modification from tutorial learning where there a discussion in the cooperative group work and naming discussion model “think pair share” which was developed by Frank Lyman and Spencer Kagan. TGT is composed of 5 components, they are: class presentataion, teams, games, tournaments, and team recognition (Slavin, 2008:25). TGT used academic games, quiz, incensement score system where the students as a team representative with other members of team in learning process (Slavin, 2008:165). TGT is divided into three parts, they are: teams, game, and tournament. Here, TGT combined three parts in provide the materials and take the score. It was used

to create a group with the students and the leader as a representative of group who helped their members of group to understand the materials that was provided.

The description and components of TGT as follows:

1) Class Presentation

First, the material was presented in the class directly and it was headed by the teacher. Class presentation was focused on the unit of TGT. Thereby the students attended seriously because they know that it will help them to answer the quiz and the questions are given (Slavin, 2008:144).

2) Teams

Team is consisted of four until five students who represented entire of class division in the academic work, sex, race, and ethnic. Main purpose of the team is to ensure that all of the team members learn well especially to prepare the members to be able to finish the quiz well. (Slavin, 2008:144).

3) Games

Game is composed of questions that the content is relevant and it is designed to examine the students' knowledge that is acquired from the class presentation and team work implementation (Slavin, 2008: 166). The game was played by the leaders of team and they represented their own team.

4) Tournaments

Tournament is a structure where is the game is going on. It was usually applied in the end of week or unit after the teacher gave the class presentation and teams have been done the group assignment on the sheet of the task. (Slavin, 2008:166).

5) Team Recognition

Main concept of team recognition was to count individual's and team's progression and gave a certificate or another type of recognition (Slavin, 2008:159). For example, the third position got good team, the second one got very good team and the first position got a predicate as super team.

e. Phase of Team games tournament

When TGT was applied in the class as a method in learning process, some things that had to be concerned are:

1) Preparation

Learning material, the teacher should prepare the material of study that would be presented in the class. The materials could found in the text book or the teacher designed the material by themselves. The teacher also should prepare the card number for each student in the class. Preparation of TGT method is as follows:

- a) Place the students into team. Each team consists of 4-6 students who had different characteristic, such as in achievement, race, or ethnic. The students had to learn how to coordinate with their group work and not be a student who differentiated their friends.
- b) Place the students to the first tournament table. Make copies of tournament table placement sheet. On that sheet, write down the list of students based on their work. The student who has high achievement of each team was placed in the first table; the second high achievement was placed in the second table, and so forth until the last one of team.

2) How to begin Team Games Tournament

The teacher began by giving the materials for the students. After giving the materials by class presentation, announced to the students about the team division and asked the students to arrange the table to make team table.

3) Activity schedule

TGT is composed of regular cycle from the learning activity, as follows: a) Teaching, extend the information of material. It needed 1-2 class periods. b) Team work, the students finished the activity-sheet in their team to master the material. c) Tournament, the students played an academic game in the homogeny ability with the tournament table. d) Team recognition, team score was counted based on the tournament score of each team member, and the team got the recognition if they succeeded to pass the criteria that have been agreed together.

4) Giving score

Check points of the tournament on the game score sheet. Move them into embrace from their own team. Counted up all of the scores from each team and divide them by the members of team.

Tabel 2.2 This is the Example of Table to Count the Score Each Team:

Players' name	Team	Game 1	Game 2	Total score	Tournament point

C. Theoretical Framework

The researcher focused on Simple past tense by implementation of Teams Games Tournament. However, there were two classes which were divided into experimental class and control class. The conceptual framework of this research is as follows:

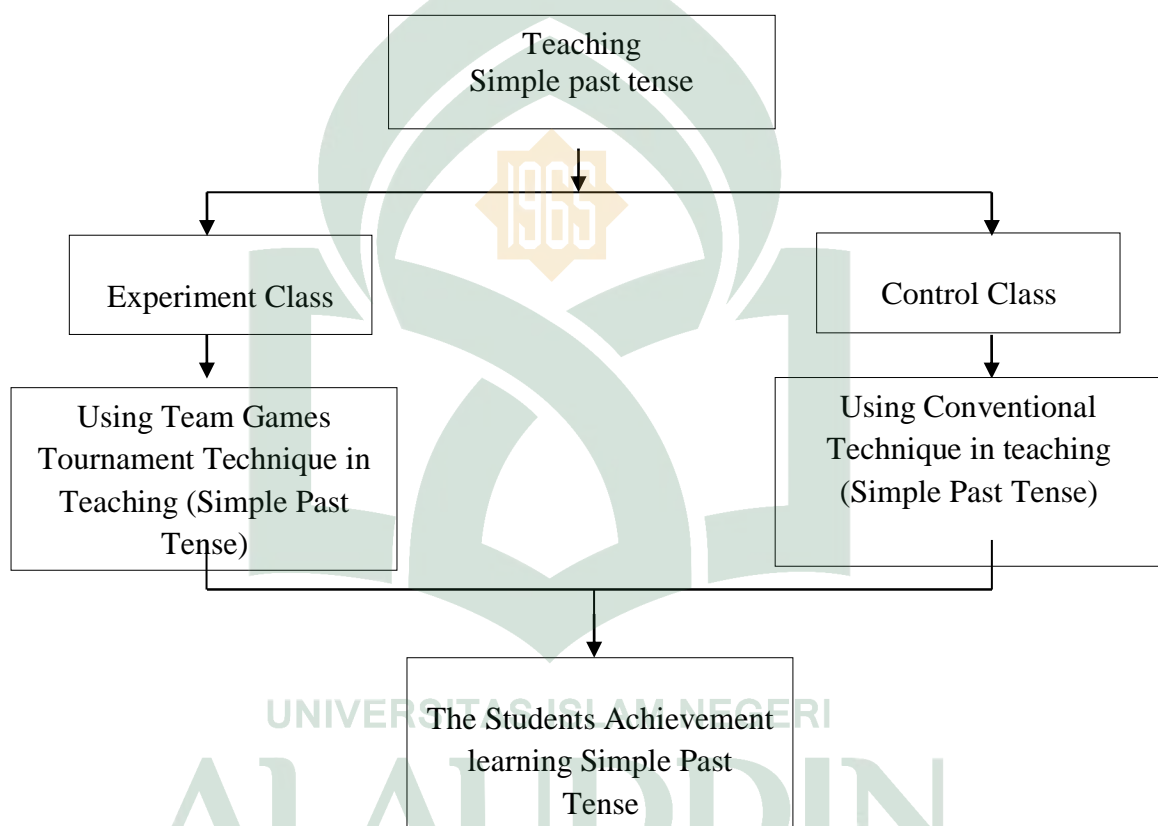


Figure 2.1 Theoretical Framework

Based on framework before, the researcher taught simple past tense in two classes. First was experimental class and the second was control class. In experimental class, the researcher used Team Games Tournament in teaching material which related to Simple Past Tense. It was quite different from control class; the researcher used conventional Technique in teaching simple past tense.

D. Hypothesis

The hypothesis of the research was formulated as follows:

1. H_1 : Using Team Games Tournament is effective in teaching Grammar at the second grade students of SMPN 5 Ajangale.
2. H_0 : Using Team Games Tournament is not effective in teaching Grammar at the second grade students of SMPN 5 Ajangale.



CHAPTER III

RESEARCH METHODOLOGY

A. *Research Method*

1. Research Design

The researcher used quasi experimental research to design the effectiveness of the implementation of Teams Games Tournament in teaching Grammar at the second grade students of SMPN 5 Ajangale. Quasi Experimental Research is defined as (Nunan, 1991:105) This kind of experimental research is chosen because in fact, in the real life there is no variable or situation that really have similarities or homogenous.

The quasi experimental research design applied in this research was Non-equivalent in which the researcher chose experiment and control class accurately through non-random sampling technique, because of the limitation of researcher's understand about the similarities between the two groups. In this experimental design, the researcher evaluated the experimental class and control class before and after giving a treatment. Meanwhile, control class was given treatment by using conventional Method. Finally, the researcher compared the influence of the treatment toward an experimental class. The research designed in this research can be seen as follows:

E	O ₁	X	O ₂
C	O ₃		O ₄

Explanation:

E : Experimental class

C : Control class

O₁ : Pre-test (in experimental class)

O₃ : Pre-test (in control class)

X : Treatment that will be given for experimental class by Teams Games Tournament

O₂ : Post-test (in experimental class)

O₄ : Post-test (in controlled class)

(Sugiyono, 2015:116)

2. Research Variable

According to F. N. Kerlinger in Arikunto variable is a concept as well as men in the concept of sex and conviction in the concept of consciousness. This research consists of two variables, the first is Teams Games Tournament (TGT) as independent variable and the second is teaching Grammar as dependent variable.

B. *Population and Sample*

1. Population

Population is all members of the research subject (Arikunto, 2006: 130).

Population is all individuals from whom the data are collected. The population of this research was taken from the second grade students of SMPN 5 Ajangale in the academic year 2017/2018. These students were divided into 2 classes from VIII.A, and VIII.B. The total numbers of population are 40 students.

2. Sample

Sample is a part of representative populations which is investigated (Arikunto, 2006: 131). In this research, the researcher took two classes from the second grade students of SMPN 5 Ajangale in the academic 2017-2018. The researcher used VIII.B as an experimental class and VIII.A as a control class. There were 20 students of VIII.A and VIII.B consists of 20 students.

C. Research Instrument

The instrument that was used in this research is grammar. The researcher focused on using TGT in teaching grammar especially simple past tense at the second grade students of SMPN 5 Ajangale. The test consisted of pre-test and post-test. The students were given pre-test before the treatment. Pre-test used to find out the students' prior knowledge and it was given to the students at the first meeting before giving the treatment. Post-test was used to measure whether there was an improvement of the students in learning simple past tense after being treated by using TGT.

D. Data Collection Procedure

Some steps that the researcher used to get a valid data were as follow:

1. Pre-test

Pre-test was given before the research was conducted. It was given to both experimental class and control class. The function of pre-test was to get the beginning data about the students' knowledge of Grammar before the treatment. Pre-test on whatever instruments were used to assess the effect of the experiment

before the treatment was given.

2. Treatment

After giving pre-test, the experimental class was given treatment by using team games tournament to teach simple past tense meanwhile the control class was taught by using conventional teaching. The procedures of treatment in experimental class:

- a. The researcher opened the class by reciting salam and basmalah
- b. The researcher invited the leader to pray before beginning the materials
- c. Presentation, the teacher gave the materials for the students
- d. Team learning, the teacher divided the students into some group, each group consisted of 4-5 heterogeneous students, they work together to understand the materials that were given, and each member of group should explain the materials for the member who has not understand the materials.
- e. Game preparation, the teacher provided some questions that are related with the materials. Then, the teacher prepared the tools for the game, those are: game cards with the number, score, questions, and the answer of the questions.
- f. Tournament, the teacher provided some questions that were modified to examine the knowledge that the students got from the class presentation and teamwork. Each group got the chance to choose the number cards in the tournaments table, and trying to answer the question on the card. If each member cannot answer the questions, so the question would be given to another group, and so on. Group who can answer the question got score behind the card. These scores would be collected to determine the final score of the group.

- g. Team recognition, team recognition was given for the winner that who got the highest scores from the tournaments. Besides that, they were also given a reward for learning motivation.

3. Post-test

In the end, the researcher gave post-test to both groups experimental and control group. The function of post-test is to know the result of the experiment and usually on the instruments, after the treatment is given (Muijs, 2004: 18). The data proved that there was a significant difference for the students' improvment in learning simple past tense by using TGT and without using team games tournament method.

E. Data Analysis Technique

Data analysis was the process of systematically searching and arranging the interview transcripts, field notes, and other materials that was accumulated to increase your own understanding of the man to enable you to present what you have discovered to others (Sugiyono, 2007:334). The purpose of data analysis was to know the differences of students' understanding, improvement in learning simple past tense by using TGT method and without using TGT method.

The data were obtained through pre-test and post-test. The researcher used the procedures as follows:

1. Scoring the students' answer by using the following formula :

Student's correct answer

$$\text{Score} = \frac{\text{Student's correct answer}}{\text{Total number of items}} \times 100$$

Total number of items

(Depdikbud in Sukirman 2010:36)

2. Finding out the means score of the students' answer

$$\bar{X} = \frac{\sum X}{N}$$

Where:

\bar{X} : mean score

$\sum X$: Sum of all score

N : Total number of subject

(Gay, 2006: 320)

3. Classifying the score answer by using scoring rubric

Tabel 3.1 Scoring Rubic

Scale	Classification
95 – 100	Excellent
85 – 94	Very good
75 – 84	Good
65 – 74	Fairly good
55 – 64	Fairly poor
45 – 54	Poor
0 – 44	Very poor

(Depdikbud in Sukirman, 2010)

4. Finding out the standard deviation by applying this formula :

$$SD = \sqrt{\frac{SS}{N}}, \text{ where } SS = \sum X^2 - \frac{(\sum X)^2}{N}$$

Where:

SD = standard deviation

SS = the sum of square

N = total number of the subjects

$\sum X^2$ = the sum of all square; each score is squared and all the squares are added up

$(\sum X)^2$ = the square of the sum; all the scores are added up and the sum is square, total

(Gay, 2006: 321)

5. The formula used in finding out the difference between students' score in pre-test and post-test

$$t = \frac{\bar{x}_1 - \bar{x}_2}{\sqrt{\left(\frac{SS_1 + SS_2}{n_1 + n_2 - 2}\right) \left(\frac{1}{n_1} + \frac{1}{n_2}\right)}}$$

Where:

t	:	test of significance
\bar{x}_1	:	mean score of experimental group
\bar{x}_2	:	mean score of controlled group
SS_1	:	sum square of experimental group
SS_2	:	sum square of controlled group
n_1	:	number of students of experimental group
n_2	:	number of students of controlled group
2	:	the number of class involved
1	:	constant number

(Gay, 2006: 346)

6. The result of the t test will be compared with t table to answer hypothesis.

$t \text{ table} < t \text{ test} = \text{Effective}$

$t \text{ table} > t \text{ test} = \text{Not effective}$

(Gay, 2006: p. 346)

CHAPTER IV

FINDINGS AND DISCUSSIONS

This chapter named findings and discussion. Here, the researcher shows all the data which found during research process. Besides that, the problem statements of this research are also answered in this chapter.

A. *Findings*

The findings of this research deal with the classification of students' pre-test and post-test score in experimental class, the classification of students' pre-test and post-test score in control class, the frequency, mean score, standard deviation, test of significance and hypothesis testing. The scores of students in experimental class and control class were taken by using pre-test and post-test to know that is using Team Games Tournament effective in teaching simple past tense and to what extent is using Team Games Tournament effective in teaching simple past tense.

The data can be seen from the table below as follows:

1. The classification of students' pre-test and post-test score in experimental class.

Table 4.1 The Rate Percentage of Experimental Class Score in Pre-Test

No	Classification	Score	Frequency	Percentage
1	Excellent	95 – 100	0	0%
2	Very Good	85 – 94	0	0%
3	Good	75 – 84	0	0%
4	Fairly good	65 – 74	0	0%
5	Fairly poor	55 – 64	1	5%

6	Poor	45 – 54	1	5%
7	Very poor	0 – 44	18	90%
Total			20	100%

The table above indicates the rate percentage and frequency of experimental class score in pre-test. It indicates that from twenty students who took pre-test in experimental class. It was only two students who did not get very poor. It means that one student (5%) got fairly poor and one student (5%) got poor. Then, no one student (0%) got fairly good, no one student (0%) got good, no one student (0%) very good and absolutely no one student (0%) got excellent. It showed that all students who joined in pre-test did not understand yet about Simple Past Tense.

Table 4.2 The Rate Percentage of Experimental Class Score in Post-Test

No	Classification	Score	Frequency	Percentage
1	Excellent	95 – 100	1	5%
2	Very Good	85 – 94	1	5%
3	Good	75 – 84	6	30%
4	Fairly good	65 – 74	4	20%
5	Fairly poor	55 – 64	3	15%
6	Poor	45 – 54	2	10%
7	Very poor	0 – 44	3	15%
Total			20	100%

The table above shows that in post-test. Firstly, one student (5%) got excellent. one student (5%) got very good. six students (30%) got good. Then, four students (20%) got fairly good. three students (15%) got fairly poor. Two students (10%) got poor. The last, three students (15%) got very poor.

Based on the table above, it indicates that there are 85 percent of students who got improvement after conducting treatment through Team Games Tournament. It can be concluded that the percentage in post-test was higher than the percentage in pre-test. It shows that using Team Games Tournament is effective in teaching Simple past tense at the second grade students of SMPN 5 Ajangale.

2. The classification of students' pre-test and post-test score in control class.

Table 4.3 The Rate Percentage of Control Class Score in Pre-Test

No	Classification	Score	Frequency	Percentage
1	Excellent	95 – 100	0	0%
2	Very Good	85 – 94	0	0%
3	Good	75 – 84	0	0%
4	Fairly good	65 – 74	0	0%
5	Fairly poor	55 – 64	1	5%
6	Poor	45 – 54	3	15%
7	Very poor	0 – 44	16	80%
Total			20	100%

The table above indicates the rate percentage and frequency of control class score in pre-test. This table showed the results of pre-test in control class. The results indicate that no one student (0%) got excellent, no one student (0%) got very good, no one student (0%) got good, no one student (0%) got fairly good, one student (0%) got fairly poor, three students (15%) got poor and sixteen students (80%) got very poor. It means that no one of students who took pre-test of control class have good understanding about simple past tense. It was not a significant different from pre-test in experimental class and pre-test in control class.

Table 4.4 The Rate Percentage of Control Class Score in Post-Test

No	Classification	Score	Frequency	Percentage
1	Excellent	95 – 100	0	0%
2	Very Good	85 – 94	0	0%
3	Good	75 – 84	0	0%
4	Fairly good	65 – 74	0	0%
5	Fairly poor	55 – 64	3	15%
6	Poor	45 – 54	1	5%
7	Very poor	0 – 44	16	80%
Total			20	100%

The table above shows the results of post-test in control class. Firstly, no one student (0%) got excellent. Second, no one student (0%) got very good. the third, no one student (0%) got good. Then, no one student (0%) got fairly good.

Next, three students (15%) got fairly poor and the last, one student (5%) got poor and last sixteen students (80%) got very poor.

Based on the table above, it indicates that no one student got even fairly good. It means that there were significant differences from the results post-test in experimental class and post-test in control class. It can be concluded that the percentage in post-test of experimental class was higher than the result of post-test in control class. So the researcher was able to conclude that using Team Games Tournament was effective in teaching simple past tense at the second grade students of SMPN 5 Ajangale.

3. Experimental class and control class

Table 4.5 The Mean Score and Standard Deviation of Experimental Class and Control Class in Post-Test

Class	Mean Score	Standard Deviation
Experimental	65	16.46
Control	32	14.08

The table above indicates that the mean score of experimental class in post-test was (65) and the standard deviation of experimental class was (16.46), while the mean score of control class in post-test was (32) and its standard deviation was (14.08). It means that the mean score of experimental class was higher than the mean score of control class so this result show that by using Team Games Tournament was effective in teaching simple past tense at the second grade stdents of SMPN 5 Ajangle.

The significant score between experimental and control class can be calculated by using t-Test. The result of the t-Test can be seen in table 4.6 below as follows:

Table 4.6 The Significance Score of t-Test and t-Table

Variable	t-Test	t-Table
Pre-test	- 0.75	2.024
Post-test	3.04	2.024

The table above indicates the result of test of significance testing. For the level of significance (α) 0.05 and the degree of freedom (DF) $(N_1+N_2)-2 = (20+20)-2= 38$, it indicated that the value of the t-Test was higher than t-Table. The result of the post-test clearly indicated that there was a significant different between the students' score in the experimental and control class after conducting treatment by using Team Games Tournament. It indicated that Team Games Tournament technique or one of Cooperative learning technique is quite effective in teaching simple Past Tense. It means H_0 is rejected and H_1 is accepted because the t-Test is higher than t-Table ($3.04 > 2.024$). Hence, the hypothesis of the research is accepted.

B. *Discussions*

Team Games Tournament is one of cooperative learning technique which was able to help student in understanding the materials easily and effectively. Hence, this technique was also effective to be applied for small class as the researcher has proved that the students who were taught by using Team Games Tournament got a significant improvement score. The researcher also found the students' interest and attention during teaching and learning process in the class room. This technique was successfully applied at the second grade students of VIII B SMPN 5 Ajangale although the researcher needed to work hard to get the students' attention to learn simple past tense.

The researcher conducted pre-test for experimental class before the students were given treatment and then the researcher got the students' result of pre-test of experimental class on July 27th 2017. The results showed that from twenty students who took pre-test in experimental class. It was only two students who did not get very poor. It means that one student (5%) got fairly poor and one student (5%) got poor. Then, no one student (0%) got fairly good, no one student (0%) got good, no one student (0%) very good and absolutely no one student (0%) got excellent. or unacceptable in pre-test of experimental class. It showed that all students who joined in pre-test did not understand yet about Simple Past Tense because they almost never learnt about simple past tense previously and also some of them were not interested in learning because of the method of teaching that the teacher applied was not interesting.

Based on the post-test on July 07th 2017, the researcher found a significant improvement of the students in post-test of experimental class. The data indicated that in post-test. Firstly, one student (5%) got excellent. one student (5%) got very good. six students (30%) got good. Then, four students (20%) got fairly good. three students (15%) got fairly poor. Two students (10%) got poor. The last, three students (15%) got very poor. According to Campbell and Rutherford (2000: 164) Cooperative Learning is more effective to increase learning and improve students' achievement. By using Cooperative learning, the students will be more active and creative in developing their Grammar. Moreover, the teachers did not need to explain all materials of lesson every meeting because teachers only became as a fasilitator in Cooperative Learning.

The result above indicated the effectiveness of using Team Games Tournament in teaching simple past tense. This technique successfully improved the students' achievement in learning grammar especially simple past tense besides that Sdayu (2014: 56) concluded that Team Games Tournament technique is effective to use in teaching narrative text. the previous research above indicates that TGT technique of cooperative learning is very excellent, and good to use in teaching for students *at SMPN Pakuhaji in The Academic Year 2014-2015*. The researcher found that Team Games Tournament also was effective in teaching simple past tense. It can be seen from table that there were student got excellent score, very good score and good score.

Wajid (2012: 100) said using Team Games Tournament can improve the students' reading comprehension and class situation meanwhile, the class situation also increases during the implementation of TGT in reading class. The indicators are: (1) the students were active in answering teachers' question; (2) the students paid attention to the teacher's explanation; (3) the students were active in discussing the material; (4) the students felt enjoyable during teaching learning process. It showed that TGT is a good technique of cooperative learning that is able to apply in teaching and learning process.

This also happened to students who joined in this research, they were very interested to learn simple past tense, they gave their attention when the researcher explained the materials and then they gave question to the researcher when they have not understood lesson at that time besides that they asked their friend to explain the material that they have not mastered yet. All of students in experimental class enjoyed the teaching and learning process because the researcher collaborated three important items which are: students center means the researcher did not explain more and more but the researcher gave students a lot time to discuss with their group,

Izza (2010:75) said the use of Team Games Tournament had been actually proven in this study that it was completely able to create such a learning situation which was not going to take the students into serious. In fact, the learners did not only play the game, but they also learned something from it. The second is game and the last the researcher gave tournament that had a gift for the first winner of the tournament and the first winner came from the first group, the second came

from the third group and third from the fifth group but the first winner got a gift as appreciation by the researcher.

Besides that the researcher also conducted pre-test in control class with the same way on July 31th 2017, The results indicate that no one student (0%) got excellent, no one student (0%) got very good, no one student (0%) got good, no one student (0%) got fairly good, one student (0%) got fairly poor, three students (15%) got poor and sixteen students (80%) got very poor. It means that no one of students who took pre-test of control class have good understanding about simple past tense. It was not a significant different from pre-test in experimental class and pre-test in control class. The result of pre-test in control class has the same with experimental class why it happened because of the students' bad habit in the class room. When the teacher was explaining the material of learning, they did not pay attention to the teacher.

The researcher did not find a significant improvement of control class in post-test on Augustus 07th 2017. It shows that Firstly, no one student (0%) got excellent. Second, no one student (0%) got very good. the third, no one student (0%) got good. Then, no one student (0%) got fairly good. Next, three students (15%) got fairly poor and the last, one student (5%) got poor and last sixteen students (80%) got very poor. The researcher taught students of control class in the four meetings and the researcher also came to the class on time but why the result of post-test in control class was very different between experimental class and control class.

In control class, there was not a significant difference between pre-test and post-test since it was influenced by teaching method that the researcher used in teaching simple past tense in the second grade students of VIII A. In the other word the researcher used TPR method in teaching simple past tense, This method was used by the teacher to teach their students therefore the researcher followed the teacher way in teaching simple past tense by using Lecturing Method. In this method, the teacher did not allow the students to be students' center so they had limited time to deliver some questions next the teacher also became the source of knowledge and then students were not also given some games and ice breaking in the end they felt bored to learn and hear the teacher's explanation.

The researcher found that the improvement happened in two classes; experimental class and control class. But the experimental class which taught by Team Games Tournament technique showed higher improvement than the control class which was taught by Lecturing Method. It was able to be seen from the mean score of post-test in experimental class was higher than in control class. The mean score of pre-test in control class was 31.5 and the mean score of post-test was 32. In the other side, the mean score of pre-test in experimental class was lower than control class. It was 24.5 but the mean score of post-test in experimental class was higher than control class, that was 65. The significant difference was also found by the improvement score of them which in experimental class was 810 and then in control class, it was only 15 score.

It indicated that teaching simple past tense by using Team Games Tournament was effective. In average, the students who were taught by using Team Games Tournament got a good result or they got a significant improvement in learning simple past tense. However, it was not able to be judged that the students who were taught by using Team Games Tournament got a little achievement because they also got an improvement although it was not too high.

Based on the discussion above, it showed that there was a significant improvement that the students got in the post-test. The researcher concluded that using Team Games Tournament was effective to improve students' achievement in learning Simple Past Tense. Furthermore, this technique was able to improve the class situation such as: students paid attention to the teacher's explanation, the students enjoyed learning process, and students got motivation to complete the tournament which applied at the time in experimental class.

CHAPTER V

CONCLUSIONS AND SUGGESTIONS

A. *Conclusions*

Team games tournament is one of cooperative learning technique which has an unique thing that allow the students to work in group, to support each other, to collaborate their idea. Besides that this technique also gave an opportunity for the students to talk much about what they are learning. It meant that the teacher did not need to explain material specifically but the teacher only became a facilitator in the class room.

The implementation of this researcher was conducted at the second grade students of SMPN 5 Ajangale whereas this research was a quasi-experimental research which used two classes control class and experimental class. The researcher taught VIII B. as the experimental class and VIII A. as control class. The researcher also found the students' interesting in learning simple past tense, it can be seen from the result of post-test which showed us the significant improvement from the students who were taught by using Team Games Tournament and the students who were taught by conventional method.

Based on the findings and discussions of this research, the researcher concluded that using Team Games Tournament was effective in teaching Simple Past Tense at the second grade students of SMPN 5 Ajangale and then, the researcher was able to answer the research question of this research and it showed the effectiveness of using Team Games Tournament.

It was proved from the mean score of the students of experimental class in pre-test was only 32 and 65 in post-test. The researcher has proved that using Team Games Tournament successfully improved the student's achievement in learning simple past tense. It indicated that using team games tournament was effective and enjoyable technique to increase students' achievement and understanding.

B. *Suggestions*

Based on the result of the data analysis and conclusion, the researcher proposes some suggestion as follows:

1. The teacher would better to apply Team Games Tournament as technique of cooperative learning in teaching Simple past tense to Junior High school.
2. This technique is better using when the teacher uses some media such as LCD, power point and hand out in order to make the students more active in conducting discussion.
3. The teacher is suggested to use this technique with the small class that only has no more than 20 students because it will be difficult for teacher to handle teaching process when the class has many students or more than 20.
4. The teacher had better to give some questions to the students for making sure that they already understand the lesson which they have learned.
5. The teacher must pay attention to the students who have not understood after that the teacher comes and teaches to him what they have not known yet.
6. The teacher should come close to students who have not understood about what he already explain it.

7. The teacher had better give motivation every meeting before closing in order to motivate students to learn and learn in their home.

The suggestions above were done by researcher during the researcher' experience in conducting this research so the researcher hope that it will help some teachers who will be interested on applying this technique in teaching simple past tense.




BIBLIOGRAFY

- Ahkam, M. A. 2013. "Developing Students' Mastery in Subject-Verb Agreement by Using Four-Step Approach at The Second Semester of English Education Department". *Thesis*. Makassar: Tarbiyah And Teaching Faculty of alauddin university.
- Ahmad, wajid k. 2012. "Improving Students' Reading Comprehension through (Team Games Tournament) (A Class Room Action Research at The Second Grade Students of SMP Negeri 15 Surakarta in The Academic Year 2010/2011)". *Thesis*. Surakarta: Teaching Training and Education Faculty of Sebelas Maret University.
- Alwi, A. 2006. "Teaching tenses at the second year students of SMAN 1 bulupoddo kab. Sinjai through seven nucleus". *Thesis*. Makassar: Tarbiyah and Teaching Faculty of alauddin university.
- Arikunto, Suharsimi. 1990. *Manajemen Penelitian*. Jakarta. Rineka Cipta.
- Arikunto, Suharsimi. 2006 *Prosedur Penelitian Suatu Pendekatan Praktek*. Jakarta. PT Rineka Cipta.
- Arikunto, Suharmisi. 2010. *Prosedure Penelitian Suatu Pendekatan Praktek*. Jakarta. PT Rineka Cipta.
- Azar, Betty Schramper. 1999. *Understanding And Using English Grammar*. The Third Edition. New York. Pearson Education.
- Brown, Douglas H. 2003. *Language Assessment; Principles and Classroom Practice*. Unites States. Pearson Education, Inc.
- Campbell, Russel Neil And William Ernest Rutherford. 2000. *Teaching Techniques In English As A Second Language*. New York. Oxford University Press.
- Eastwood, John. 2008. *Oxford: Lerner's Pocket Grammar*. New York. United Kingdom. Oxford University Press.
- Frank, Marcella. 1972. *Modern English: A Practical Reference Guide*. New York. Prantice Hall Inc. Englewood Cliffs, New Jersey.
- Gay, L.R, G.E. Mills. 2006. *Educational Research (Competencies for Analysis and Applications)*. United States. Pearson.

- Harun, Zakiah Binti. 2012. "The Difficulties of Using Simple Past Tense in Writing A Narrative Paragraph Faced by Third Year Students of SMPN 22 Makassar". *Thesis*. Makassar: Tarbiyah And Teaching Faculty of Alauddin University.
- Izza, Umoro Hasan. 2010. "Improving Students' Understanding on Simple Present Tense by Using Teams Games Tournament (TGT) (A Classroom Action Research with (8th A) grade students of SMP Islam Al-Khoiriyah Pemalang in the Academic Year of 2010/2011)". *Thesis*. Semarang: Tarbiyah Faculty of Walisongo State Institute for Islamic Studies.
- Muijs, Daniel. 2008. *Effective Teaching*. Yogyakarta. Pustaka Belajar.
- Mukhtar, Sitti Sainab. 2013. "Increasing Students' Grammar Ability Through Pelmanism Technique at The Second Year of Mts DDI Takkalasi Kabupaten Barru". *Thesis*. Makassar: Tarbiyah And Teaching Faculty of Alauddin University.
- Nunan, David. 1991. *Language Teaching Methodology: A Textbook for Teachers*. London: Prentice-Hall International (UK) Ltd.
- Sdayu, Agung 2014. "The Effectiveness of Using Team Games Tournament (TGT) in Teaching Reading of Narrative Text (A Quasi Experimental Research Study at SMPN 1 pakuhaji) in The Academic Year of 2014". *Thesis*. Jakarta: Tarbiyah And Teachers' Training Faculty of Syarif Hidayatullah University.
- Rusman, 2011. *Model- Model Pembelajaran: Mengembangkan Profesional Guru*. Jakarta. Raja Grafindo Persada.
- Slavin, E. Robert. 2008. *Cooperative Learning: Teori, Riset, dan Praktik*. Bandung. Nusa Media.
- Sugiyono. 2007. *Metode Penelitian Pendidikan Pendekatan Kuantitatif, Kulitatif dan R&D*. Bandung. Alfabeta.
- Sukirman, 2010. "The Ability of The Fifth Semester of English Language and Literature Department at Alauddin Islam State University Makassar in Analyzing Sentence in Reading Text Using Cooperative Learning". *Thesis*. Makassar: Tarbiyah and Teaching Faculty of Alauddin University.

Swam, Michael. 2005. *Practical English Usage*. The Third Edition and Fully Revised. New York. Oxford University Press.

Taniredja, Tukiran. 2011. *Model-Model Pembelajaran Inovatif*. Bandung. Alfabeta.



APPENDIX A

1. The result of the students' pre-test and post-test in experimental class

No	Pre-test	Post-test	Gained
1	35	50	15
2	40	40	0
3	50	50	0
4	55	100	45
5	40	65	25
6	30	35	5
7	5	75	70
8	20	85	65
9	15	75	60
10	20	55	35
11	10	80	70
12	15	60	45
13	35	75	40
14	20	65	45
15	20	75	55
16	25	60	35
17	10	70	60
18	25	40	15
19	15	70	55
20	5	75	55
TOTAL	490	1.300	810

2. The result of the students' pre-test and post-test in control class

No	Pre-test	Post-test	Gained
1	45	20	-25
2	50	30	-20
3	45	20	-25
4	55	55	0
5	35	25	-10
6	25	10	-15
7	30	60	30
8	35	40	5
9	25	25	0
10	25	50	25
11	35	35	0
12	30	30	0
13	25	15	-10
14	35	55	20
15	30	25	-5
16	30	30	0
17	20	15	-5
18	20	30	10
19	15	35	20
20	15	35	20
TOTAL	625	640	15

3. Score of the students pre-test and post-test in experimental class

No	Correspondents	Pre-test		Post-test		Gained
		Score(x)	X_i^2	Score(x)	X_i^2	
1	R1	35	1,225	50	2,500	15
2	R2	40	1,600	40	1,600	0
3	R3	50	2,500	50	2,500	0
4	R4	55	3,025	100	10,000	45
5	R5	40	1,600	65	4,225	25
6	R6	30	900	35	1,225	5
7	R7	5	25	75	5,625	70
8	R8	20	400	85	7,225	65
9	R9	15	225	75	5,625	60
10	R10	20	400	55	3,025	35
11	R11	10	100	80	6,400	70
12	R12	15	225	60	3,600	45
13	R13	35	1,225	75	5,625	40
14	R14	20	400	65	4,225	45
15	R15	20	400	75	5,625	55
16	R16	25	625	60	3,600	35
17	R17	10	100	70	4,900	60
18	R18	25	625	40	1,600	15
19	R19	15	225	70	4,900	55
20	R20	5	25	75	5,625	70
TOTAL		490	15,850	1,300	89,650	810

4. Score of the students pre-test and post-test in Control class

No	Correspondents	Pre-test		Post-test		Gained
		Score(x)	X_i^2	Score(x)	X_i^2	
1	R1	45	2,025	20	400	-25
2	R2	50	2,500	30	900	-20
3	R3	45	2,025	20	400	-25
4	R4	55	3,025	55	3,025	0
5	R5	35	1,225	25	625	-10
6	R6	25	625	10	100	-15
7	R7	30	900	60	3,600	30
8	R8	35	1,225	40	1,600	5
9	R9	25	625	25	625	0
10	R10	25	625	50	2,500	25
11	R11	35	1,225	35	1,225	0
12	R12	30	900	30	900	0
13	R13	25	625	15	225	-10
14	R14	35	1,225	55	3,025	20
15	R15	30	900	25	625	-5
16	R16	30	900	30	900	0
17	R17	20	400	15	225	-5
18	R18	20	400	30	900	10
19	R19	15	225	35	1,225	20
20	R20	15	225	35	1,225	20
TOTAL		625	21,825	640	24,250	15

APPENDIX B

Df	Level of Significance for two-tailed test					
	0,5	0,2	0,1	0,05	0,02	0,01
	Level of Significance for one-tailed test					
	0,25	0,1	0	0,025	0,01	0.005
1	1.000	3.078	6.314	12.706	31,821	63.657
2	0.816	1.886	2.920	4.303	6.965	9.926
3	0.765	1.638	2.353	3.183	4.541	5.841
4	0.741	1.533	2.132	2.776	3.747	4.604
5	0.727	1.476	2.015	2.571	3.365	4.032
6	0.718	1.440	1.943	2.447	2.143	3.707
7	0.711	1.451	1.895	2.365	2.998	3.499
8	0.706	1.397	1.860	2.306	2.896	3.355
9	0.703	1.383	1.833	2.262	2.821	3.250
10	0.700	1.372	1.812	2.226	2.764	3.169
11	0.697	1.363	1.769	2.201	2.718	3.106
12	0.695	1.356	1.782	2.179	2.681	3.055
13	0.694	1.350	1.771	2.160	2.650	3.120
14	0.692	1.345	1.761	2.143	2.624	2.977
15	0.691	1.341	1.753	2.331	2.604	2.947
16	0.690	1.337	1.746	2.120	2.583	2.921
17	0.689	1.333	1.740	2.110	2.567	2.898
18	0.688	1.330	1.734	2.101	2.552	2.878
19	0.688	1.328	1.729	2.093	2.539	2.861
20	0.687	1.325	1.725	2.086	2.528	2.845
21	0.686	1.323	1.721	2.080	2.518	2.831
22	0.686	1.321	1.717	2.074	2.505	2.819
23	0.685	1.319	1.714	2.690	2.500	2.807
24	0.685	1.318	1.711	2.640	2.492	2.797
25	0.684	1.316	1.708	2.060	2.485	2.787
26	0.684	1.315	1.706	2.056	2.479	2.779
27	0.684	1.314	1.703	2.052	2.473	2.771
28	0.683	1.313	1.701	2.048	2.467	2.763
29	0.683	1.311	1.699	2.045	2.462	2.756
30	0.683	1.310	1.697	2.042	2.457	2.750
40	0.681	1.303	1.684	2.021	2.423	2.704
60	0.679	1.296	1.671	2.000	2.390	2.660
120	0.677	1.289	1.658	2.890	2.358	2.617

APPENDIX C

The mean score of experimental and controlled class

A. Experimental class

1. Pre-test

$$\bar{x} = \frac{\sum x}{n}$$

$$\bar{x} = \frac{490}{20}$$

$$\bar{x} = 24.5$$

2. Post-test

$$\bar{x} = \frac{\sum x}{n}$$

$$\bar{x} = \frac{1,300}{20}$$

$$\bar{x} = 65$$

B. Control class

1. Pre-test

$$\bar{x} = \frac{\sum x}{n}$$

$$\bar{x} = \frac{625}{20}$$

$$\bar{x} = 31.25$$

2. Post-test

$$\bar{x} = \frac{\sum x}{n}$$

$$\bar{x} = \frac{640}{20}$$

$$\bar{x} = 32$$

APPENDIX D

Standard deviation of experimental and control class

A. Experimental class

1. Pre-test

$$SD = \sqrt{\frac{SS}{N-1}}$$

$$SD = \sqrt{\frac{SS}{N-1}}$$

$$\text{Where } SS_1 = \sum x^2 - \frac{(\sum x)^2}{N}$$

$$\text{Where } SS_1 = \sum x^2 - \frac{(\sum x)^2}{N}$$

$$= 15,850 - \frac{(490)^2}{20}$$

$$= 89,650 - \frac{(1300)^2}{20}$$

$$= 15,850 - \frac{240,100}{20}$$

$$= 89,650 - \frac{1,690,000}{20}$$

$$= 15,850 - 12,005$$

$$= 89,650 - 84,500$$

$$= 3.845$$

$$= 5.150$$

$$SD = \sqrt{\frac{SS}{N-1}}$$

$$SD = \sqrt{\frac{SS}{N-1}}$$

$$= \sqrt{\frac{5.150}{20-1}}$$

$$= \sqrt{\frac{3.845}{20-1}}$$

$$= \sqrt{\frac{5.150}{19}}$$

$$= \sqrt{\frac{3.845}{19}}$$

$$= \sqrt{271.05}$$

$$= \sqrt{202.36}$$

$$= 16.46$$

$$= 14.22$$

2. Post-test

B. Control class

1. Pre-test

$$SD = \sqrt{\frac{SS}{N-1}}$$

$$\begin{aligned} \text{Where } SS_1 &= \sum x^2 - \frac{(\sum x)^2}{N} \\ &= 21,825 - \frac{(625)^2}{20} \\ &= 21,825 - \frac{390,625}{20} \\ &= 21,825 - 19,531 \\ &= 2.294 \end{aligned}$$

$$SD = \sqrt{\frac{SS}{N-1}}$$

$$\begin{aligned} &= \sqrt{\frac{2.294}{20-1}} \\ &= \sqrt{\frac{2.294}{19}} \\ &= \sqrt{120.73} \\ &= 10.98 \end{aligned}$$

2. Post-test

$$SD = \sqrt{\frac{SS}{N-1}}$$

$$\text{Where } SS_1 = \sum x^2 - \frac{(\sum x)^2}{N}$$

$$= 24,250 - \frac{(640)^2}{20}$$

$$= 24,250 - \frac{409,600}{20}$$

$$= 24,250 - 20,480$$

$$= 3.770$$

$$SD = \sqrt{\frac{SS}{N-1}}$$

$$= \sqrt{\frac{3.770}{20-1}}$$

$$= \sqrt{\frac{3.770}{19}}$$

$$= \sqrt{198.42}$$

$$= 14.08$$

APPENDIX E

The significance different

$$\bar{x}_1 = 65 \quad SS_1 = 5.150$$

$$\bar{x}_2 = 32 \quad SS_2 = 3.770$$

1. t-Test

$$\begin{aligned} t &= \frac{\bar{x}_1 - \bar{x}_2}{\sqrt{\left(\frac{SS_1 + SS_2}{n_1 + n_2 - 2}\right) \left(\frac{1}{n_1} + \frac{1}{n_2}\right)}} \\ &= \frac{65 - 32}{\sqrt{\left(\frac{5.150 + 3.770}{20 + 20 - 2}\right) \left(\frac{1}{20} + \frac{1}{20}\right)}} \\ &= \frac{33}{\sqrt{\left(\frac{8.920}{38}\right) \left(\frac{2}{40}\right)}} \\ &= \frac{33}{\sqrt{(234.73)(0.05)}} \\ &= \frac{33}{\sqrt{(117.36)}} \\ &= \frac{33}{10.83} \end{aligned}$$

$$t\text{-Test} = 3.04$$

2. t-Table

For level of significance (α) = 0.05

Degree of freedom (df) = (N1+N2)-2 = (20+20)-2= 38

t-Table (=TINV(0.05; 38)) = 2.024

APPENDIX F

RENCANA PELAKSANAAN PEMBELAJARAN (RPP)

Nama Sekolah : SMPN 5 Ajangale

Mata Pelajaran : Bahasa Inggris

Kelas/Semester : VIII / 1

Alokasi Waktu : 2 x 40 menit (1 x pertemuan)

Standar Kompetensi : 10. Membaca

Mengungkapkan makna dalam teks lisan fungsional dan monolog pendek sederhana berbentuk recount dan narrative untuk berinteraksi dengan lingkungan sekitar

Kompetensi Dasar : 10.1. Mengungkapkan makna teks dalam teks lisan fungsional pendek sederhana yang menggunakan ragam bahasa lisan secara akurat dan berterima untuk berinteraksi dengan lingkungan sekitar.

Indikator :

1. Membaca nyaring dan bermakna teks esei berbentuk narrative/recount.
2. mengidentifikasi berbagai makna teks narrative/recount.
3. siswa dapat menggunakan klata kerja dalam bentuk simple past tense.
4. siswa dapat mencocokkan kalimat sesuai dengan fungsi-fungsi simple past tense.

5. siswa dapat membentuk kalimat positive, negative, dan interrogative dalam bentuk simple past tense.
6. siswa dapat membedakan menggunakan form of be dengan subyek yang berbeda dalam kalimat simple past tense.

Jenis teks : teks esei narrative/recount

Aspek/ skill : reading (membaca)

1. Tujuan Pembelajaran

Pada akhir pembelajaran siswa dapat :

- a. Membaca nyaring dan bermakna teks esei berbentuk narrative/recount.
- b. Mengidentifikasi berbagai makna teks narrative/recount.
- c. Menggunakan kata kerja dalam bentuk simple past tense dengan benar.
- d. Mencocokkan kalimat yang sesuai dengan fungsi-fungsi simple past tense.
- e. Membedakan penggunaan form of be dengan subjek yang berbeda dalam kalimat
- f. Membuat kalimat positive, negative maupun interrogative dalam simple past tense menggunakan irregular verb.
- g. Menggunakan verb yang sesuai pada teks narrative/recount yang rumpang.

2. Materi Pokok

Simple Past Tense

- a. Menjelaskan pengertian Simple Past Tense
- b. Menjelaskan tentang penggunaan kalimat verbal

Simple Past Tense (Bentuk lampau sederhana) adalah bentuk waktu yang digunakan untuk menerangkan peristiwa atau perbuatan yang dilakukan pada saat tertentu di waktu lampau dalam bentuk sederhana. Waktu terjadinya peristiwa atau perbuatan itu telah diketahui.

KALIMAT VERBAL

Rumus umum bentuk Simple Past Tense adalah :

- (+) Subyek + V2

(-) Subyek + did + not + V1

(?) Did + Subyek + V1 ?

Contoh :

1. (+) He studied English last night.

(Dia belajar bahasa Inggris tadi malam)

- (-) He did not study English last night.

(Dia tidak belajar bahasa Inggris tadi malam)

- (?) Did he study English last night?

(Apakah dia belajar bahasa Inggris tadi malam?)

Untuk kalimat tanya seperti itu jawabannya Yes,.... (ya) atau No,.... (tidak)

Jawaban :

Yes, he did atau No, he didn't

2. (+) We went to Bangkok last year.

(Kami pergi ke Bangkok tahun lalu.)

(-) We did not go to Bangkok last year.

(Kami tidak pergi ke Bangkok tahun lalu.)

(?) Did we go to Bangkok last year?

(Apakah kami pergi ke Bangkok tahun lalu?)

3. (+) I wrote a letter yesterday.

(Saya menulis sebuah surat kemarin.)

(-) I didn't write a letter yesterday.

(Saya tidak menulis sebuah surat kemarin.)

(?) Did I write a letter yesterday?

(Apakah saya menulis sebuah surat kemarin?)

3. Metode Pembelajaran/Teknik:

Cooperative learning (Team Games Tournament) technique

4. Langkah-langkah Kegiatan Pembelajaran

Pertemuan 1

Tahapan Pembelajaran	Kegiatan Pembelajaran	Waktu
Kegiatan Awal	1. Memberi salam	2
	2. Memimpin doa dengan membaca surat Al-fatihah	3

	3. Memeriksa kehadiran siswa	5
	4. Menyampaikan tujuan pembelajaran	5
Kegiatan Inti	5. Menjelaskan pengertian dari simple past tense dan kalimat verbal.	10
	6. Memberikan contoh kalimat verbal	10
	7. Membagi siswa ke dalam 5 kelompok	5
	8. Siswa berdiskusi dengan teman kelompoknya setelah itu setiap perwakilan kelompok naik kedepan membuat kalimat verbal	25
Kegiatan Akhir	9. Menyimpulkan materi yang telah dipelajari	5
	10. Memberikan motivasi kepada siswa untuk belajar	8
	11. Mengakhiri pembelajaran dengan hamdalah kemudian keluar dengan mengucapkan hamdalah	2

5. Media dan Sumber Belajar:

- Media presentasi : papan tulis, spidol
- Media latihan: worksheet

Sumber:

Khanafi, Imam. Simple Past Tense. <http://www.belajaringgris.net/simple-past-tense-800.html> (20 February 2017).

Nuriskandar, Yuli. Pengertian, Kegunaan, Rumus dan Contoh Simple Past Tense. <http://www.bahasainggrisoke.com/20-contoh-soal-bahasa-inggris-tentang-simple-past-tense-beserta-jawaban-termudah/> (20 February 2017).

6. Penilaian

- a. Teknik: performance assessment
- b. Bentuk: Tes tulisan
- c. Instrument Penilaian:

Jawaban sempurna berbobot nilai 10

Jawaban salah berbobot nilai 0



d. Pedoman Penilaian:

Scale	Classification
95 – 100	Excellent
85 – 94	Very good
75 – 84	Good
65 – 74	Fairly good
55 – 64	Fairly poor
45 – 54	Poor
0 – 44	Very poor

Gowa, July 2017

Researcher

Erwin
NIM: 20400113139

UNIVERSITAS ISLAM NEGERI
ALAUDDIN
M A K A S S A R

RENCANA PELAKSANAAN PEMBELAJARAN (RPP)

Nama Sekolah : SMPN5 Ajangale

Mata Pelajaran : Bahasa Inggris

Kelas/Semester : VIII / 1

Alokasi Waktu : 2 x 40 menit (1 x pertemuan)

Standar Kompetensi : 10. Membaca

Mengungkapkan makna dalam teks lisan fungsional dan monolog pendek sederhana berbentuk recount dan narrative untuk berinteraksi dengan lingkungan sekitar

Kompetensi Dasar : 10.1. Mengungkapkan makna teks dalam teks lisan fungsional pendek sederhana yang menggunakan ragam bahasa lisan secara akurat dan berterima untuk berinteraksi dengan lingkungan sekitar.

Indikator :

1. Membaca nyaring dan bermakna teks esei berbentuk narrative/recount.
2. mengidentifikasi berbagai makna teks narrative/recaount.
3. siswa dapat menggunakan kata kerja dalam bentuk simple past tense.

4. siswa dapat mencocokkan kalimat sesuai dengan fungsi-fungsi simple past tense.
5. siswa dapat membentuk kalimat positive, negative, dan interrogative dalam bentuk simple past tense.
6. siswa dapat membedakan menggunakan form of be dengan subyek yang berbeda dalam kalimat simple past tense.

Jenis teks : teks esei narrative/recount

Aspek/ skill : reading (membaca)

1. Tujuan Pembelajaran

Pada akhir pembelajaran siswa dapat :

- a. Membaca nyaring dan bermakna teks esei berbentuk narrative/recount.
- b. Mengidentifikasi berbagai makna teks narrative/recount.
- c. Menggunakan kata kerja dalam bentuk simple past tense dengan benar.
- d. Mencocokkan kalimat yang sesuai dengan fungsi-fungsi simple past tense.
- e. Membedakan penggunaan form of be dengan subyek yang berbeda dalam kalimat
- f. Membuat kalimat positive, negative maupun interrogative dalam simple past tense menggunakan form of be atau is, am, are dan was, were.

2. Materi Pokok

Simple Past Tense

- a. Menjelaskan tentang penggunaan kalimat nominal

KALIMAT NOMINAL

1. Pola kalimat nominal positif yang digunakan adalah :

Untuk subyek We, You, They :

Subyek + were + Non Verb

Untuk subyek I, He, She, It :

Subyek + was + Non Verb

Keterangan :

Non Verb atau bukan kata kerja, dapat berupa kata benda, kata sifat atau kata keterangan.

was merupakan bentuk lampau dari to be **is, am**

were merupakan bentuk lampau dari to be **are**.

Contoh ;

- a. I was sad last night.

(Saya sedih tadi malam.)

- b. They were happy yesterday.

(Mereka gembira kemarin.)

2. Pola kalimat nominal negatif yang digunakan adalah :

Untuk subyek We, You, They :

Subyek + were + not + Non Verb

Untuk subyek I, He, She, It :

Subyek + was + not + Non Verb

Contoh:

a. I was not sad last night.

(Saya tidak sedih tadi malam.)

b. They were not happy yesterday.

(Mereka tidak gembira kemarin.)

Metode Pembelajaran/Teknik:

Cooperative learning (Team Games Tournament) technique

3. Langkah-langkah Kegiatan Pembelajaran

Pertemuan 2

Tahapan Pembelajaran	Kegiatan Pembelajaran	Waktu
Kegiatan Awal	1. Memberi salam.	2
	2. Guru memimpin doa dengan membaca surat Al- fatihah.	3
	3. Memeriksa kehadiran siswa	5

	4. Guru mengulang materi pada pertemuan terakhir.	5
Kegiatan Inti	5. Guru menjelaskan pengertian kalimat nominal beserta polanya.	10
	6. Guru mengajak siswa untuk berdiskusi dengan teman kelompoknya.	20
	7. Guru meminta perwakilan kelompok untuk maju kedepan kelas untuk mengerjakan soal yang telah disediakan.	20
Kegiatan Akhir	8. Guru mengajak siswa untuk bersama-sama menyimpulkan materi yang telah dipelajari.	5
	9. Memberikan motivasi kepada siswa untuk belajar.	8
	10. Mengakhiri pembelajaran dengan membaca hamdalah kemudian keluar dengan mengucapkan hamdalah.	2

4. Media dan Sumber Belajar:

- a. Media presentasi : papan tulis, spidol, hand out
- b. Media latihan: worksheet

Sumber:

Khanafi, Imam. Simple Past Tense. <http://www.belajaringgris.net/simple-past-tense-800.html> (20 February 2017).

Nuriskandar, Yuli. Pengertian, Kegunaan, Rumus dan Contoh Simple Past Tense. <http://www.bahasainggrisoke.com/20-contoh-soal-bahasa-inggris-tentang-simple-past-tense-beserta-jawaban-termudah/> (20 February 2017).

5. Penilaian

- a. Teknik: performance assessment
- b. Bentuk: Tes tulisan
- c. Instrument Penilaian:

Jawaban sempurna bebobot nilai 10

Jawaban salah bebobot nilai 0



d. Pedoman Penilaian:

Scale	Classification
95 – 100	Excellent
85 – 94	Very good
75 – 84	Good
65 – 74	Fairly good
55 – 64	Fairly poor
45 – 54	Poor
0 – 44	Very poor

Gowa, July 2017

Researcher

Erwin
NIM: 20400113139

UNIVERSITAS ISLAM NEGERI
ALAUDDIN
 M A K A S S A R

RENCANA PELAKSANAAN PEMBELAJARAN (RPP)

Nama Sekolah : SMPN 5 Ajangale

Mata Pelajaran : Bahasa Inggris

Kelas/Semester : VIII / 1

Alokasi Waktu : 2 x 40 menit (1 x pertemuan)

Standar Kompetensi : 10. Membaca

Mengungkapkan makna dalam teks lisan fungsional dan monolog pendek sederhana berbentuk recount dan narrative untuk berinteraksi dengan lingkungan sekitar

Kompetensi Dasar : 10.1. Mengungkapkan makna teks dalam teks lisan fungsional pendek sederhana yang menggunakan ragam bahasa lisan secara akurat dan berterima untuk berinteraksi dengan lingkungan sekitar.

Indikator :

1. Membaca nyaring dan bermakna teks esei berbentuk narrative/recount.
2. Mengidentifikasi berbagai makna teks narrative/recaount.
3. siswa dapat menggunakan kata kerja dalam bentuk simple past tense.
4. siswa dapat mencocokkan kalimat sesuai dengan fungsi-fungsi simple past tense.

5. siswa dapat membentuk kalimat positive, negative, dan interrogative dalam bentuk simple past tense.
6. siswa dapat membedakan menggunakan form of be dengan subyek yang berbeda dalam kalimat simple past tense.

Jenis teks : teks esei narrative/recount

Aspek/ skill : reading (membaca)

1. Tujuan Pembelajaran

Pada akhir pembelajaran siswa dapat :

- a. Membaca nyaring dan bermakna teks esei berbentuk narrative/recount.
- b. Mengidentifikasi berbagai makna teks narrative/recount.
- c. Menggunakan kata kerja dalam bentuk simple past tense dengan benar.
- d. Mencocokkan kalimat yang sesuai dengan fungsi-fungsi simple past tense.
- e. Membedakan penggunaan form of be dengan subjek yang berbeda dalam kalimat
- f. Membuat kalimat positive, negative maupun interrogative dalam simple past tense menggunakan kata kerja beraturan / regular verb dan kata kerja tak beraturan/ irregular verb.

2. Materi Pokok

Simple Past Tense

- a. Menjelaskan tentang penggunaan irregular verb dan regular verb.

An Alphabetical List of irregular and Regular verbs

Infinitive	Past Form	Past Participle
Play	played	Played
see	saw	Seen
Walk	walked	Walked
Call	called	Called
Listen	listened	Listened
Get	Got	Gotten
Have	Had	Had
is,am,are	Was/were	Been

From the table above, Simple Past Tense uses the second column (Past Form).

For example:

(1) I **had** my homework a week ago.

(2) I **got** a banana 5 hours ago.

- a) The verb **be**

To make an affirmative statement using the verb **be (was, were)**, this affirmative statement is also known as non-verbal statement, and the formula is:

Subject + Was/ Were + Complement

Here are the examples

(1) Arman **was** hungry this morning.

(2) Anto and akhyar **were** absent two days ago.

3. Metode Pembelajaran/Teknik:

Cooperative learning (Team Games Tournament) technique

4. Langkah-langkah Kegiatan Pembelajaran

Pertemuan 3

Tahapan Pembelajaran	Kegiatan Pembelajaran	Waktu
Kegiatan Awal	1. Memberi salam.	2
	2. Guru memimpin doa dengan membaca surat Al- fatihah.	3
	3. Memeriksa kehadiran siswa	5
	4. Guru mengulang materi pada pertemuan terakhir.	5
Kegiatan Inti	5. Guru menjelaskan apa perbedaan irregular verb dan regular verb beserta bentuk 1, 2, dan 3.	10 20
	6. Guru mengajak siswa untuk berdiskusi dengan teman kelompoknya.	20
	7. Guru meminta perwakilan kelompok untuk maju kedepan kelas untuk mengerjakan soal	

	yang telah disediakan.	
Kegiatan Akhir	8. Guru mengajak siswa untuk bersama-sama menyimpulkan materi yang telah dipelajari.	5
	9. Memberikan motivasi kepada siswa untuk belajar.	8
	10. Mengakhiri pembelajaran dengan membaca hamdalah kemudian keluar dengan mengucapkan hamdalah.	2

5. Media dan Sumber Belajar:

- c. Media presentasi : papan tulis, spidol, hand out
- d. Media latihan: worksheet

Sumber:

Khanafi, Imam. Simple Past Tense. <http://www.belajaringgris.net/simple-past-tense-800.html> (20 February 2017).

Nuriskandar, Yuli. Pengertian, Kegunaan, Rumus dan Contoh Simple Past Tense. <http://www.bahasainggrisoke.com/20-contoh-soal-bahasa-inggris-tentang-simple-past-tense-beserta-jawaban-termudah/> (20 February 2017).

6. Penilaian

- a. Teknik: performance assessment
- b. Bentuk: Tes tulisan
- c. Instrument Penilaian:

Jawaban sempurna berbobot nilai 10

Jawaban salah berbobot nilai 0

d. Pedoman Penilaian:

Scale	Classification
95 – 100	Excellent
85 – 94	Very good
75 – 84	Good
65 – 74	Fairly good
55 – 64	Fairly poor
45 – 54	Poor
0 – 44	Very poor

Gowa, July 2017

Researcher

Erwin
NIM: 20400113139

UNIVERSITAS ISLAM NEGERI
ALAUDDIN
 M A K A S S A R

RENCANA PELAKSANAAN PEMBELAJARAN (RPP)

Nama Sekolah : SMPN 5 Ajangale

Mata Pelajaran : Bahasa Inggris

Kelas/Semester : VIII / 1

Alokasi Waktu : 2 x 40 menit (1 x pertemuan)

Standar Kompetensi : 10. Membaca

Mengungkapkan makna dalam teks lisan fungsional dan monolog pendek sederhana berbentuk recount dan narrative untuk berinteraksi dengan lingkungan sekitar

Kompetensi Dasar : 10.1. Mengungkapkan makna teks dalam teks lisan fungsional pendek sederhana yang menggunakan ragam bahasa lisan secara akurat dan berterima untuk berinteraksi dengan lingkungan sekitar.

Indikator :

1. Membaca nyaring dan bermakna teks esei berbentuk narrative/recount.
2. mengidentifikasi berbagai makna teks narrative/recaount.
3. siswa dapat menggunakan kata kerja dalam bentuk simple past tense.
4. siswa dapat mencocokkan kalimat sesuai dengan fungsi-fungsi simple past tense.

5. siswa dapat membentuk kalimat positive, negative, dan interrogative dalam bentuk simple past tense.
6. siswa dapat membedakan menggunakan form of be dengan subyek yang berbeda dalam kalimat simple past tense.

Jenis teks : teks esei narrative/recount

Aspek/ skill : reading (membaca)

1. Tujuan Pembelajaran

Pada akhir pembelajaran siswa dapat :

- a. Membaca nyaring dan bermakna teks esei berbentuk narrative/recount.
- b. Mengidentifikasi berbagai makna teks narrative/recount.
- c. Menggunakan kata kerja dalam bentuk simple past tense dengan benar.
- d. Mencocokkan kalimat yang sesuai dengan fungsi-fungsi simple past tense.
- e. Membedakan penggunaan form of be dengan subjek yang berbeda dalam kalimat
- f. Membuat kalimat positive, negative maupun interrogative dalam simple past tense menggunakan time signal/ keterangan waktu yang menunjukkan bahwa kalimat tersebut merupakan kalimat simple past tense.

2. Materi Pokok

Simple Past Tense

- a. Menjelaskan tentang menggunakan time signal atau keterangan waktu pada kalimat simple past
- b. Keterangan waktu yang digunakan pada Simple Past Tense adalah :

No	Keterangan Waktu	Arti
1	Yesterday	Kemarin
2	yesterday morning	kemarin pagi
3	yesterday afternoon	kemarin sore
4	the day before yesterday	kemarin lusa
5	this morning	tadi pagi
6	this noon	tadi siang
7	just now	baru saja
8	last night	tadi malam
9	last week	minggu lalu
10	last month	bulan lalu
11	last year	tahun lalu
12	last Sunday	hari Minggu yang lalu
13	last Friday	hari Jum'at yang lalu
14	last April	bulan April yang lalu
15	last July	bulan Juli yang lalu
16	a moment ago	baru saja
17	an hour ago	satu jam yang lalu
18	two days ago	dua hari yang lalu

3. Metode Pembelajaran/Teknik:

Cooperative learning (Team Games Tournament) technique

4. Langkah-langkah Kegiatan Pembelajaran

Pertemuan 4

Tahapan Pembelajaran	Kegiatan Pembelajaran	Waktu
Kegiatan Awal	11. Memberi salam.	2
	12. Guru memimpin doa dengan membaca surat Al- fatihah.	3
	13. Memeriksa kehadiran siswa	5
	14. Guru mengulang materi pada pertemuan terakhir.	5
Kegiatan Inti	15. Guru menjelaskan penggunaan time signal/ keterangan waktu sesuai dengan maknanya.	10
	16. Guru mengajak siswa untuk berdiskusi dengan teman kelompoknya.	20
	17. Guru mengadakan tournament/kuis dengan menggunakan teknik team games tournament.	20
Kegiatan Akhir	18. Guru mengajak siswa untuk bersama-sama	5

	menyimpulkan materi yang telah dipelajari.	
	19. Memberikan motivasi kepada siswa untuk belajar.	8
	20. Mengakhiri pembelajaran dengan membaca hamdalah kemudian keluar dengan mengucapkan hamdalah.	2

5. Media dan Sumber Belajar:

- a. Media presentasi : papan tulis, spidol, hand out
- b. Media latihan: worksheet

Sumber:

Khanafi, Imam. Simple Past Tense. <http://www.belajaringgris.net/simple-past-tense-800.html> (20 February 2017).

Nuriskandar, Yuli. Pengertian, Kegunaan, Rumus dan Contoh Simple Past Tense. <http://www.bahasainggrisoke.com/20-contoh-soal-bahasa-inggris-tentang-simple-past-tense-beserta-jawaban-termudah/> (20 February 2017).

6. Penilaian

- a. Teknik: performance assessment
- b. Bentuk: Tes tulisan
- c. Instrument Penilaian:

Jawaban sempurna bebobot nilai 10

Jawaban salah bebobot nilai 0

d. Pedoman Penilaian:

Scale	Classification
95 – 100	Excellent
85 – 94	Very good
75 – 84	Good
65 – 74	Fairly good
55 – 64	Fairly poor
45 – 54	Poor
0 – 44	Very poor

Gowa, July 2017

Researcher

Erwin
NIM: 20400113139

UNIVERSITAS ISLAM NEGERI
ALAUDDIN
 M A K A S S A R

APPENDIX G
Research Instrument

A. Pre-test

1. I my drawing book two days ago
 - a. loss
 - b. lost
 - c. was losing
2. I was listening to music when my teacher my class.
 - a. has entered
 - b. was entering
 - c. entered
3. My brother the newspaper when he was waiting his friend.
 - a. read
 - b. was reading
 - c. had read
4. My brother and me went to campus and then we in a cafeteria.
 - a. had relaxed
 - b. relaxed
 - c. were relaxing
5. Anita John when she was reading book in library.
 - a. was meeting
 - b. met
 - c. had met
6. The students to zoo when they were studying animal's name.
 - a. were going
 - b. went
 - c. had gone

7. Angeline to English conversation when her friend was singing beside her.
- a. listened
 - b. listens
 - c. was listening
8. I to college alone when my friend was coming late.
- a. walked
 - b. walk
 - c. was walking
9. she read novel last morning?
- a. Do
 - b. Does
 - c. Did
10. My brother a motorcycle three weeks ago.
- a. has
 - b. had
 - c. Have
11. I when my cousin was going to abroad.
- a. am sad
 - b. were sad
 - c. was sad
12. When I lived in Singapore, I in a hospital.
- a. work
 - b. worked
 - c. was working
13. He passed his examination because he very hard.
- a. was studying
 - b. studies
 - c. Studied

14. My teachers were angry because I lazy.
- a. am
 - b. was
 - c. Were
15. When my sister....., it was raining
- a.. got up
 - b. gets up
 - c. get up
16. My teacher..... new book yesterday.
- a. bring
 - b. brought
 - c. Brings
17. I..... Julian at the Nick's party. He was handsome.
- a. see
 - b. saw
 - c. Seen
18. Julio..... student last year.
- a. was active
 - b. were active
 - c. is active
19. I was watching movie when my mother me.
- a. was calling
 - b. calls
 - c. Called
20. I was writing journal when my brother game.
- a. played
 - b. was playing
 - c. plays

B. Treatment

Simple Past Tense (Bentuk lampau sederhana) adalah bentuk waktu yang digunakan untuk menerangkan peristiwa atau perbuatan yang dilakukan pada saat tertentu di waktu lampau dalam bentuk sederhana. Waktu terjadinya peristiwa atau perbuatan itu telah diketahui.

KALIMAT VERBAL

Rumus umum bentuk Simple Past Tense adalah :

- (+) Subyek + V2
 (-) Subyek + did + not + V1
 (?) Did + Subyek + V1 ?

Contoh :

1. (+) He studied English last night.

(Dia belajar bahasa Inggris tadi malam)

- (-) He did not study English last night.

(Dia tidak belajar bahasa Inggris tadi malam)

- (?) Did he study English last night?

(Apakah dia belajar bahasa Inggris tadi malam?)

Untuk kalimat tanya seperti itu jawabannya Yes,.... (ya) atau No,.... (tidak)

Jawaban :

Yes, he did atau No, he didn't

2. (+) We went to Bangkok last year.

(Kami pergi ke Bangkok tahun lalu.)

- (-) We did not go to Bangkok last year.

(Kami tidak pergi ke Bangkok tahun lalu.)

- (?) Did we go to Bangkok last year?

(Apakah kami pergi ke Bangkok tahun lalu?)

3. (+) I wrote a letter yesterday.

(Saya menulis sebuah surat kemarin.)

(-) I didn't write a letter yesterday.

(Saya tidak menulis sebuah surat kemarin.)

(?) Did I write a letter yesterday?

(Apakah saya menulis sebuah surat kemarin?)

Keterangan :

1. Pada kalimat positif digunakan kata kerja bentuk kedua (V2) dapat ditemui pada postingan Irregular dan Regular Verb.
2. Untuk membentuk kalimat verbal negatif harus ditambah kata kerja bantu yaitu "did" yang merupakan bentuk lampau dari do/does yang selanjutnya ditambah not.
3. Did dapat digunakan untuk sebuah subyek. Kata kerja pada bentuk kalimat negatif verbal bentuk waktu ini harus dirubah menjadi kata kerja dasar atau infinitive atau V1.
4. Pada kalimat tanya yang memerlukan jawaban yes atau no, menggunakan kata kerja bentuk pertama atau V1.
5. Apabila kalimat verbal tanya pada bentuk waktu ini menggunakan kata tanya (Question Word) , maka pola kalimatnya adalah :
6. Apabila kata tanya yang digunakan tidak menanyakan subyek kalimat maka pola kalimatnya adalah :

Question Word + did + Subyek + V1 ?

Contoh :

a. What did she bring yesterday?

(Apa yang dia bawa kemarin?)

b. Where did you meet him last month?

(Dimana kamu bertemu dengannya bulan lalu?)

2. Apabila kata tanya yang digunakan menanyakan subyek kalimat, maka pola kalimatnya adalah :

Question Word + V2 ?

Contoh :

a. Who helped you last night ?

(Siapa yang menolongmu tadi malam?)

2. KALIMAT NOMINAL

1. Pola kalimat nominal positif yang digunakan adalah :

Untuk subyek We, You, They :

Subyek + were + Non Verb

Untuk subyek I, He, She, It :

Subyek + was + Non Verb

Keterangan :

Non Verb atau bukan kata kerja, dapat berupa kata benda, kata sifat atau kata keterangan.

was merupakan bentuk lampau dari to be **is, am**

were merupakan bentuk lampau dari to be **are**.

Contoh ;

a. I was sad last night.

(Saya sedih tadi malam.)

b. They were happy yesterday.

(Mereka gembira kemarin.)

2. Pola kalimat nominal negatif yang digunakan adalah :

Untuk subyek We, You, They :

Subyek + were + not + Non Verb

Untuk subyek I, He, She, It :

Subyek + was + not + Non Verb

Contoh:

a. I was not sad last night.

(Saya tidak sedih tadi malam.)

b. They were not happy yesterday.

(Mereka tidak gembira kemarin.)

Keterangan waktu yang digunakan pada Simple Past Tense adalah :

No	Keterangan Waktu	Arti
1	Yesterday	Kemarin
2	yesterday morning	kemarin pagi
3	yesterday afternoon	kemarin sore
4	the day before yesterday	kemarin lusa
5	this morning	tadi pagi
6	this noon	tadi siang
7	just now	baru saja
8	last night	tadi malam
9	last week	minggu lalu
10	last month	bulan lalu
11	last year	tahun lalu
12	last Sunday	hari Minggu yang lalu
13	last Friday	hari Jum'at yang lalu
14	last April	bulan April yang lalu
15	last July	bulan Juli yang lalu
16	a moment ago	baru saja
17	an hour ago	satu jam yang lalu
18	two days ago	dua hari yang lalu

C. Post-test

1. I my drawing book two days ago
 - a. loss
 - b. lost
 - c. was losing
2. I was listening to music when my teacher my class.
 - a. has entered
 - b. was entering
 - c. entered
3. My brother the newspaper when he was waiting his friend.
 - a. read
 - b. was reading
 - c. had read
4. My brother and me went to campus and then we in a cafeteria.
 - a. had relaxed
 - b. relaxed
 - c. were relaxing
5. Anita John when she was reading book in library.
 - a. was meeting
 - b. met
 - c. had met
6. The students to zoo when they were studying animal's name.
 - a. were going
 - b. went
 - c. had gone

7. Angeline to English conversation when her friend was singing beside her.
- a. listened
 - b. listens
 - c. was listening
8. I to college alone when my friend was coming late.
- a. walked
 - b. walk
 - c. was walking
9. she read novel last morning?
- a. Do
 - b. Does
 - c. Did
10. My brother a motorcycle three weeks ago.
- a. has
 - b. had
 - c. Have
11. I when my cousin was going to abroad.
- a. am sad
 - b. were sad
 - c. was sad
12. When I lived in Singapore, I in a hospital.
- a. work
 - b. worked
 - c. was working
13. He passed his examination because he very hard.
- a. was studying
 - b. studies
 - c. Studied

14. My teachers were angry because I lazy.
- a. am
 - b. was
 - c. Were
15. When my sister....., it was raining
- a.. got up
 - b. gets up
 - c. get up
16. My teacher..... new book yesterday.
- a. bring
 - b. brought
 - c. Brings
17. I..... Julian at the Nick's party. He was handsome.
- a. see
 - b. saw
 - c. Seen
18. Julio..... student last year.
- a. was active
 - b. were active
 - c. is active
19. I was watching movie when my mother me.
- a. was calling
 - b. calls
 - c. Called
20. I was writing journal when my brother game.
- a. played
 - b. was playing
 - c. plays

APPENDIX H

Documentation

1. Experimental Class

a. Pre-test



b. First Meeting



UIN ALAUDDIN
MAKASSAR

c. Second Meeting



UNIVERSITAS ISLAM NEGERI
ALAUDDIN
MAKASSAR

d. Third Meeting



e. The Last Meeting



UNIVERSITAS ISLAM NEGERI
ALAUDDIN
M A K A S S A R

f. Post-test



ALA UDDIN
M A K A S S A R

2. Control class

a. Pre-test



M A K A S S A R

b. First Meeting



ALAUDDIN
M A K A S S A R

c. Second Meeting



UNIVERSITAS ISLAM NEGERI
ALAUDDIN
M A K A S S A R

d. Third Meeting



e. The Last Meeting



UNIVERSITAS GUNUNG
ALAUDDIN
M A K A S S A R

f. Post-Test



ALA UDDIN
M A K A S S A R

3. Farewell Pictures



UNIVERSITAS ISLAM NEGERI
ALAUDDIN
M A K A S S A R

4. The first winner of Team Games Tournament competition



UNIVERSITAS ISLAM NEGERI
ALAUDDIN
M A K A S S A R

CURRICULUM VITAE



The writer, Erwin was born on March 12nd, 1995 in Maccedde, Leppangeng Village of Ajangale sub district of North Bone, Bone Regency, and South Sulawesi. He has one brother and no sister. He is the first son from Bacottang and Munira.

In 2001, he started his education in elementary school SDN 116 Timurung and graduated in 2007 after that he continued his study at SMPN 5 Ajangale and then graduated in 2010. In 2013, he directly continued his study at Senior High School 1 Ajangale and Graduated 2013. Two months after graduation, he was successfully accepted at one of Islamic university in Makassar. Its name is Alauddin state Islamic university of Makassar. He took English Education Department in Tarbiyah and Teaching Science Faculty of UIN Alauddin Makassar.

During his study, he was active in some organizations such as, Indonesian Islamic students' movement (PMII) 2014-2016. He also joined as member of New Generation Club (NGC) 2014-2016 while joining the international training of Cambridge English College Makassar and the last, being a member of IELTS Republic 2017-Now. He also became the instructor or teacher in some places like Cambridge English College Makassar 2014-2015, Macca private 2015-Now, English course 2016.

. He was also mandated some positions in some organizations both extra and intra which are: the public secretary of KEPMI Bone DPC. Ajangale 2015-2016, the second vice of Association of English Education Department (HMJ-PBI) in academic year 2016-2017, then, he was believed to be a vice of public treasurer of DEMA-FTK 2017. Next, he got an opportunity to be assistant research of PPIM of Syarif Hidayatullah State Islamic University of Jakarta. After that some months later, he was given position again as public secretary of the Alumni of Youth Training ESQ Makassar 2017 and the last as the first Alumnus of PKPNU Makassar city of South Sulawesi.

