


**THE USE OF QUIZ TEAM TECHNIQUE IN TEACHING
PASSIVE VOICE AT ELEVENTH GRADE OF
SENIOR HIGH SCHOOL 1 SOUTH
POLONGBANGKENG
TAKALAR**



A THESIS

*Submitted in Partial Fulfillment of the Requirements for the Degree of
Sarjana Pendidikan in English Education Department of
Tarbiyah and Teaching Science Faculty of
UIN Alauddin Makassar*

UNIVERSITAS ISLAM NEGERI
ALAUDDIN
By
M A USWATUN HASANAH R
Reg. No. 20400113016

**ENGLISH EDUCATION DEPARTMENT
TARBIYAH AND TEACHING SCIENCE FACULTY
UIN ALAUDDIN MAKASSAR
2017**

PERNYATAAN KEASLIAN SKRIPSI

Mahasiswa(i) yang bertandatangan di bawah ini:

Nama : Uswatun Hasanah

NIM : 20400113016

Tempat/Tgl. Lahir : Pangkajene, 29 Juli 1996

Jurusan : Pendidikan Bahasa Inggris

Fakultas : Tarbiyah dan Keguruan

Alamat : Jl. Matahari dalam Kec. Pangkajene Kab. Pangkep

Judul : *The Use of Quiz Team Technique in Teaching Passive Voice at Eleventh Grade of Senior High School 1 South Polongbangkeng Takalar*

Menyatakan dengan sesungguhnya dan penuh kesadaran bahwa skripsi ini benar adalah hasil karya sendiri. Jika di kemudian hari terbukti bahwa skripsi ini merupakan duplikat, tiruan, plagiat, atau dibuat oleh orang lain, sebagian atau seluruhnya, maka skripsi dan gelar yang diperoleh karenanya batal demi hukum.

UNIVERSITAS ISLAM NEGERI Samata, November 2017

ALAUDDIN
M A K A S S A R

Penyusun,

USWATUN HASANAH
NIM. 20400113016

PERSETUJUAN PEMBIMBING

Pembimbing penulisan skripsi saudara **Uswatun Hasanah**, NIM: 20400113016 mahasiswi Jurusan Pendidikan Bahasa Inggris pada Fakultas Tarbiyah dan Keguruan UIN Alauddin Makassar, setelah meneliti dan mengoreksi secara seksama skripsi yang bersangkutan dengan judul "The Use of Quiz Team Technique in Teaching Passive Voice at Eleventh Grade of Senior High School 1 South Polongbangkeng Takalar" memandang bahwa skripsi tersebut telah memenuhi syarat-syarat ilmiah dan dapat disetujui ke sidang munaqasah.

Samata, November 2017

Pembimbing I

Pembimbing II

UNIVERSITAS ISLAM NEGERI

ALAUDDIN

MAKASSAR

Dr. Kamsinah, M.Pd.I.
NIP. 19680328 199603 2 002

Dahniar, S.Pd., M.Pd
NUPN. 9920100353

PENGESAHAN SKRIPSI

Skripsi yang berjudul *"The Use of Quiz Team Technique in Teaching Passive Voice in the Eleventh Grade of Senior High School 1 South Polongbangkeng Takalar"* yang disusun oleh saudari **Uswatun Hasanah**, Nim: **20400113016**, Mahasiswi Jurusan Pendidikan Bahasa Inggris pada Fakultas Tarbiyah dan Keguruan UIN Alauddin Makassar, telah diuji dan dipertahankan dalam sidang munaqasyah yang diselenggarakan pada hari **Rabu, 22 November 2017 M** bertepatan dengan **3 Rabiul Awal 1439 H** dan dinyatakan dapat diterima sebagai salah satu syarat untuk mendapatkan gelar Sarjana Pendidikan (S.Pd.) pada Fakultas Tarbiyah dan Keguruan Program Studi Pendidikan Bahasa Inggris dengan beberapa perbaikan.

Samata-Gowa, 22 November 2017 M
3 Rabiul Awal 1439 H


DEWAN PENGUJI


(SK. Dekan No. 2787 Tertanggal 20 November 2017)

Ketua : Dr. Kamsinah, M.Pd.I.
Sekretaris : Sitti Nurpahmi, S.Pd., M.Pd.
Munaqisy I : Dr. Hj. Djuwairiah Ahmad, M.Pd., M.TESOL
Munaqisy II : Dra. Hj. St. Azisah, M.Ed.St., Ph.D.
Pembimbing I : Dr. Kamsinah, M.Pd.I.
PembimbingII : Dahniar, S.Pd., M.Pd.



Diketahui oleh:

Dekan Fakultas Tarbiyah dan Keguruan
UIN Alauddin Makassar, 


/ Dr. H. Muhammad Amri, Lc., M.Ag.
NIP. 19730120 200312 1 001

ACKNOWLEDGEMENT

Alhamdulillah Rabbil Alamin, the researcher would like to praise and express her high gratitude to Allah SWT, who has given the blessing, health, opportunity and inspiration to finish this writing thesis. And also, she does not forget to express Salam and Sholawat to the prophet Muhammad SAW who has guided Muslims from the darkness to the lightness and brought us from the stupidity to the cleverness era.

The researcher realizes that this writing would not finish without helping and the guidance from the other people, so the writer would like to express her deepest thanks to the following person:

1. **Prof. Dr. H. Musafir Pababbari, M.Si.** the Rector of Islamic State University of Alauddin Makassar for his advice during she studied at the university.
2. **Dr. H. Muhammad Amri, Lc., M.Ag.** The Dean of Tarbiyah and Teaching Science Faculty for advice and motivation.
3. **Dr. Kamsinah, M.Pd.I.** and **Sitti Nurpahmi, S.Pd., M.Pd.** The Head and the Secretary of English Department of Tarbiyah and Teaching Science Faculty of Alauddin State Islamic University (UIN) Makassar and all of the staffs.
4. The researcher's consultants, **Dr. Kamsinah, M.Pd.I.** and **Dahniar, S.Pd., M.Pd.** who have helped, guided, and supported the researcher during the writing of this thesis.
5. The headmaster of Senior High School 1 South Polongbangkeng Takalar **Ibrahim, S.Pd., M.Pd.** who has given permission for the researcher to conduct the study there, and the entire teachers, especially for the English teachers

Nurhayati, SS, S.Pd. for all the time, the information about the teaching-learning process of English.

6. Eleventh grade students of Senior High School 1 South Polongbangkeng Takalar class **XI IPS 1** and **XI IPS 2** intake 2016-2017 who gave their time to participate in her research.
7. Beloved parents, **Muhlis Mustang S.Pd.** and **St. Radiah S.Pd.** who always love, pray, motivate and support the researcher for all of their life. The greatest persons in researcher's heart ever.
8. The special thanks would like to be said by the researcher to **Nur Isra**, thanks for being researcher's sisters and **Amri Muhlis, S.Kom** as researcher's brother, and also for **St. Nuaisyah Karim, Rezki Adelina, Rahmadani, and Melani Mustika Ayu** as classmate and researcher's bestfriends, inspired-persons who always help and suggest her in this research. thank you so much to be said by the researcher to **Ritha Alfita Pravita Sary, Nurwirda Nawir, and Cancerly Saputri Manuran** as the researcher's bestfriends who always support the researcher in her research.
9. Her beloved family of English Education Department group **1,2 (Academic year 2013)** give her much love and motivation.


Samata, November 2017
The researcher,

Uswatun Hasanah
NIM: 20400113016

TABLE OF CONTENTS

	Pages
COVER PAGE.....	i
PERNYATAAN KEASLIAN SKRIPSI.....	ii
PERSETUJUAN PEMBIMBING.....	iii
ACKNOWLEDGEMENT.....	iv
TABLE OF CONTENTS.....	vi
LIST OF TABLES.....	viii
LIST OF FIGURES.....	ix
LIST OF APPENDIX.....	x
ABSTRACT.....	xi
CHAPTER I INTRODUCTION.....	1-6
A. Background.....	1
B. Research Problem.....	3
C. Research Objective.....	4
D. Research Significance.....	4
E. Research Scope.....	5
F. Operational Definition of Terms.....	6
CHAPTER II REVIEW OF RELATED LITERATURES.....	7-22
A. Review of Related Research Findings.....	7
B. Some Pertinent Ideas.....	9
1. Grammar.....	9
2. Passive Voice.....	9
3. Active Learning.....	16
4. Quiz Team Technique.....	17
C. Theoretical Framework.....	21
D. Hypothesis.....	22
CHAPTER III RESEARCH METHOD.....	23-35
A. Research Design.....	23
B. Research Variable.....	24
C. Population and Sample.....	25
1. Population.....	25
2. Sample.....	25
D. Research Instrument.....	26
E. Data Collecting Procedure.....	26

F. Data Analysis Technique.....	32
CHAPTER IV FINDINGS AND DISCUSSION	36-41
A. Findings.....	36
B. Discussion	41
CHAPTER V CONCLUSIONS AND SUGGESTIONS	43-45
A. Conclusions	43
B. Suggestions	44
BIBLIOGRAPHY	46-48
APPENDICES	70-104
CURRICULUM VITAE	



LIST OF TABLES

	pages
Table 4.1 : The Classification of Students' score	
Pre- test in Experimental Class	34
Table 4.2 : The Classification of Students' score	
Pre- test in Control Class.....	34
Table 4.3 : The Classification of Students' score	
Post – test in Experimental Class	36
Table 4.4 : The Classification of Students' score	
Post - Test in Control Class.....	37
Table 4.5 : The Mean Score and Standard Deviation of	
Pre-test	38
Table 4.6 : The Mean Score and Standard Deviation of	
Post-test	38
Table 4.7 : The Mean Score and Standard Deviation of	
Pre-test and Post-test	38
Table 4.8 : The t-Test and T-table.....	40

LIST OF FIGURES

	Pages
Figure 2.1: Theoretical Framework.....	21
Figure 3.1: Experimental Design	24



LIST OF APPENDICES

	Pages
Appendix I : The test results of students' pretest	48
Appendix II : The test results of students' Post-test	50
Appendix III : The Mean Score of Experimental and Controlled Class	52
Appendix IV : The Standard Deviation and T-Test of Experimental and control Class in pre-test	53
Appendix V : The Standard Deviation and T-Test of Experimental and control Class in Post-test	56
Appendix VI : Instrument of the research in pre-test.....	59
Appendix VII : Instrument of the research in post-test.....	63
Appendix VIII: The key of the instrument in pre-test and post-test	68
Appendix IX : Lesson Plan	69
Appendix X : Documentation	97

ABSTRACT

Name : Uswatun Hasanah
NIM : 20400113016
Department : English Education
Faculty : Tarbiyah and Teaching Science
Title : *The Use of Quiz Team Technique in Teaching Passive Voice at Eleventh Grade Senior High School 1 South polombangkeng Takalar.*
Consultant I : Dr. Kamsinah., M.Pd.I.
Consultant II : Dahniar, S.Pd., M.Pd.

This research discussed about the Use of Quiz Team Technique in Teaching Passive Voice at Eleventh Grade Senior High School 1 South Polombangkeng Takalar". This research aimed to describe the effectiveness of the use of quiz team technique in teaching passive voice.

This research used quasi-experimental method with two groups pre-test and post-test design. The population of this research was the eleventh grade senior high school 1 South Polombangkeng Takalar which consist of 60 students. The researcher took XI IPS 1 as experimental class and XI IPS 2 as control class. There were two variables in this research; they were independent variable and dependent variable, while independent variable was Quiz Team Technique and dependent variable was Passive voice.

The findings indicated that there was a significant difference between students' pre-test and post-test in experimental class and controll class. The mean score of pre-test in experimental class was (21.8) which was classified as very poor but the mean score of post-test was (74.03) which was classified as fairly good. While the mean score of pre-test in controll class (30.6) was classified as very poor and post-test (60.03) which was classified as fair. Through t-test, the researcher found that the value of the t-test (3.52) was higher than t-table (1.40) at the level of significance 0.06 with degree of freedom (df) = 58. The result of the research, the researcher concluded that the hypothesis was accepted. It meant that the use of quiz team technique was effective in teaching passive voice at eleventh grade senior high school 1 South Polombangkeng Takalar.

CHAPTER 1

INTRODUCTION

This chapter is divided into six main sections, namely background, research statements, research objective, research significance, research scope, and operational definition of terms.

A. Background

English is one of the international languages that is widely used in the world. English has been used by many people from different countries. Most of non-native speakers use English to establish relationship with other people.

English has been introduced in Indonesia since elementary school and as major subject in junior high school, senior high school, university. Although, English becomes subject in educational but the students still get difficulties to understand the subject.

Mel Silberman (2009) said that to become master English well so the students are able to express their ideas like is this statement. What he hear, see, discuss and do. He acquire knowledge and skill.

English as foreign language involves four skills, they are speaking, writing, reading and listening. In teaching English, those skills must be served integrate as much as possible. One of those language skills that influence the language ability is writing. Writing is very important that can be used as media of communication where it can help us to have a good socialization, can express idea, feeling, and opinion. Tarigan in Sunarti (2009), said that writing is a language Competency which is used to communicate indirectly, not face to face to other and also is a

productive and expressive activity. Schewelger in Fatmawati (2009), stated that there are several components in writing that should be mastered in writing and one of them is grammatical structure.

Grammar is one important part to study English, grammatical competence is concerned with communicative competence. The difficulties of learning English are mainly caused by grammatical systems which are different from Indonesian language. One of the grammatical structures in English is passive voice. It is taught at Senior High School. This material was very important to know by students who studying English.

Many students feel that learning of passive voice is not easy. They were still confused to know the usage of some differential structures on tenses and difficult to implementation the sentence into the formula of tenses.

Based on researcher observation on september 1st 2016 at eleventh grade of Senior High School 1 South Polongbangkeng, Takalar found that the students feel bored when the teacher teaching passive voice in class. There were many formula in passive voice, but unfortunately the students get difficult to memorize those formula, and it make students lack of interest to study.

Actually, those problems solved if the teacher could be more creative in teaching, especially in teaching passive voice. The teacher should used suitable technique to establish teaching and learning process to make the students feel interested to learnt passive voice.

The researcher solved this problem by using Quiz team technique. Quiz Team Technique is the model learning where students are devided into some

groups. Each team discuss, give instruction, asking and giving question about the material to each team. Quiz team technique gave a good motivation for the students because it consists of interesting question, and provides reward or gift for the winner. It aims to know the students' interests in class. When students feel enjoyed in class, they will receive the material better.

Quiz team technique was chosen because teenagers like reward or gift. Besides, the researcher wants to create something new and fresh technique for students. Quiz team technique was used as a technique in teaching passive voice in order to make class fun and the materials more memorable and understandable by students. Silberman (2009), claimed that Quiz team technique can improve learner responsibility through fun way.

Based on the statement above, the researcher conducted a study on *"The Use of Quiz Team Technique in Teaching Passive Voice at Eleventh Grade of Senior High School 1 South Polongbangkeng Takalar."*

B. Research Problem

Based on the previous background, the writer formulates research questions as follow is the use of quiz team technique effective in teaching passive voice eleventh grade 1 South Polongbangkeng Takalar?

C. Research Objective

According to statements of the problem above, the objective of the study in the research is to describe the effectiveness of the use of quiz team technique in teaching passive voice.

D. Research Significance

There were some significances of this research: theoretical significances and practical significances. The expected benefits of this research both theoretical and practical significances are:

1. Theoretically,

The result of this research gave some contribution to enlarge and enrich the english language methodologies especially the knowledge about quiz team technique which is hoped after reading this research, the readers have understand about quiz team technique as a way to teach english

2. Practically,

1) For teacher,

By this research, the researcher hoped that it can help the english teacher to provide an alternative solution to the problem in teaching passive voice by using Quiz Team Technique.

2) For students

This research was expected to help students interesting in learning English especially on passive voice by using Quiz Team Technique. The students will be easy to understand about passive voice.

3) For next researcher

This research was expected to gave contribution to the next researcher as a reference further studies on a similiar topic.

E. Research Scopes

Quiz team technique used as a technique to teach passive voice that consist of present passive and past passive because simple present and simple past were learning materials and English teacher use module as a guide to teach passive voice. The researcher chose eleventh grade of senior high school 1 South Polongbangkeng Takalar as the population sample.

F. Operational Definition of Key Terms

There were two components that discussed in this research like Quiz Team Technique and Passive Voice. The researcher gave definition of Quiz Team Technique and Passive Voice.

1. Quiz Team Technique

Quiz Team Technique, is the model learning where students are divide into some groups. Each team discuss, give instruction, asking and giving question about the material to each team. Dalvi (2006), he stated that Active learning technique proposed by quiz team that: one of the types of learning that is capable of increases the students' activeness in the teaching learning process. In these types of students formed in small groups with each group member has same responsibility for the success of grow up in understanding the subject and answer the questions understanding the subject and answer the questions.

2. Passive Voice

Passive voice is when you make the object of an action into the subject of a sentence. Allen Brizee, Elizabeth Angeli (2014) said that we can recognize passive-voice expressions because the verb phrase will always include a form of

be, such as **am, is, was, were, are, or been**. The presence of a be-verb, however, does not necessarily mean that the sentence is in passive voice. Another way to recognize passive-voice sentences is that they may include a "by the..." phrase after the verb; the agent performing the action, if named, is the object of the preposition in this phrase.



CHAPTER II

REVIEW OF RELATED LITERATURE

This chapter was divided into four main sections, namely review of related research finding, pertinent idea, theoretical framework, and hypothesis.

A. Previous of Related Research Findings

There were some researches which have been conducted relating to the use of Quiz team technique:

Zainal Arifin (2012) based on his title research "*the Use of Quiz Team Technique to Improve Students' Understanding on Passive Voice at First Grade of MA Matholi'ul Huda Bugel Kedung Jepara*" concluded that the use of quiz team technique is effective to improve students' understanding on passive voice because before applying quiz team technique the students' prior knowledge is still low, and after applied it, it was significantly improve student's understanding on passive voice at first grade of MA Matholi'ul Huda Bugel Kedung Jepara.

Eni Iswanti (2015) based on her title Research "*The Use of Quiz Team Technique on Students Activeness of the Tenth Grade Students of SMK Al-Falah Salatiga 2012/2013*" after using quiz team technique found that there was significant improvement of student's activeness because before using quiz team technique the students' still lack of activeness in learning. Thus, Eni Iswanti (2015) concluded that the use of quiz team technique could improve students' activeness of the first grade of SMK Al-Falah Salatiga.

Wahyu Ika Wibowo (2008) based on his title research "*the Use of Quiz Team Technique to Improve Students' Speaking Skill at the First Class of SMP Al Islam Kartasura*". In her research she wants to improve students' speaking skill using quiz team technique. After finishing her reseach, she found that using quiz team technique was able to improve students' speaking skill at the first class of SMP Al Islam Kartasura.

Based on the explanation above, the researcher concludes that using quiz team technique could be used to improve students' activeness, students' speaking skill, and also students understanding on Passive voice.

To compare with those research while Eni Iswanti issued about students activeness by using Quiz team . My own research discussed about passive voice by using the same technique is quiz team technique but class action research has examined her research and I'am examined the experimental research. and Wahyu Ika Wibowo issued about improve students speaking skill by quiz team technique, my own research discussed about teaching passive voice by using quiz team technique. and for this research, the researcher used quiz team technique to teach passive voice. And Zainal Arifin issued about improve students' understanding on passive voice by using quiz team technique, my own research also issued about passive voice using quiz team technique but he has used class action for research and I used experiment class for my research.

B. *Some Pertinent Ideas*

1. Grammar

a. Definition of grammar

David (2004) Grammar is the way in which words change themselves and group together to make sentences. The grammar of language is what happens to words when they become plural or negative, or what order is used when we make question or join two clauses to make one sentence. In learning Grammar there are some materials to teaching English, one of them are structural of sentence. A sentence can form in two types active sentence and passive sentence.

b. Basic english grammar lessons

There are many lessons in grammar. they were sentence, part of speech, modals, gerund and infinitives, and one of them was passive voice.

2. Passive Voice

a. Definition of passive voice

Passive voice is a voice that indicates that the subject is the patient or recipient of the action denoted by the verb. Many experts have stated some definitions of passive voice. Murphy (1985) writes that in a passive sentence if you want to say who did or what caused the action, use **by**. Another opinion states that passive voice denotes that the subject receives the action.

J.C Nesfield (1957) also argues that Active voice is used when the verb is in the Active voice, the person or thing denoted by the Subject is said *to do* something; as *I love*. Passive voice is used when the verb is in the Passive Voice, the person or thing denoted by the Subject is said to suffer something; as *I am loved*.

Moreover, Samet Riyanto (2007) persuades that Passive voice is used when we want to say that the subject (I, We, They, You, He, She, It) *is not the doer, but receives an action*. Andhika Pratiwi (2011) argues that Passive voice shows the object get the action or activity from the subject. Passive is A verb is in the active voice when it expresses an action performed by its subjects and a verb is in the passive voice when the action it expresses is performed upon its subjects.

Martin Walsh (1972) argues that The voice of a verb indicates whether the subject of the verb acts or is acted upon. Active voice denotes that the subject of the verb is the actor. Passive voice denotes that the subject receives the action. In addition, Marcella Frank (1972) points out that the passive voice is preferred when the „doer“ of an action (or, the agent) is unimportant or unknown.

- b. Suherman (2013) In passive voice sometimes By + agent not included if:
- 1) It is not important to mention the perpetrator, such as: "The fan has been put there".
 - 2) Has become the profession of the perpetrator, such as: "My letter was brought from post office (by the postman)".
 - 3) It is not a secret to the general public, such as: "The Suramadu bridge was built in 2008 (by the government)".
 - 4) The perpetrator is unclear (indefinite pronoun), such as: Someone, somebody, anyone,... etc, like so: "The money was given to Jemmy".

c. Yulia Mulya (2016) Form of passive voice

1). Positive sentence

a). Present tense

Formula:

Active = S + V + O

Passive = S (direct object) + is/am/are + past participle +/-
by ... (agent)

Example:

Active sentence = Ahmad writes a letter

Passive sentence = A letter is written by Ahmad

b). Past tense

Formula:

Active = S + verb-2 + direct object

Passive = S (direct object) + was/were + past participle +/-
by ... (agent)

Example:

Active sentence = Ahmad wrote a letter.

Passive sentence = a letter was written by Ahmad.

g). Future tense

Formula:

Active = S + will + verb-1 + direct object

Passive = S (direct object) + will + be + past participle +/-
By ... (agent)

Example:

Active sentence = Ahmad will write a letter.

Passive sentence = a letter will be written by Ahmad.

i). Modal

Formula:

Active = S + modal + O

Passive = Modals + be + past participle

Example:

Active sentence = We can solve this problem.

Passive sentence = This problem can be solved by us.

Fuad Mas'ud (1992) The negative sentence, interrogative sentence, and imperative sentence of passive voice are stated below:

2). Negative sentences

In negative sentences 'not' is used after the to be verb.

a). Simple present tense

example:

Active = He does not write a letter.

Passive = A letter is not written by him.

b). past tense

example:

Active = He didn't write a letter.

Passive = A letter was not written by him.

c). Future tense

example:

Active = He will not write a letter.

Passive = A letter will not be written by her.

3). Interrogative sentences

An interrogative sentence in active voice will remain interrogative in passive voice .

a). Present tense

example:

Active = Does he write a letter?

Passive = Is a letter written by him?

b). Past tense

example:

Active = Did he write a letter?

Passive = Was a letter written by him?

c). Future tense

example:

Active = Will he write a letter?

Passive = Will a letter be written by him?

4). Imperative sentences

An imperative sentence expresses an order, a request, an advice or a suggestion. The subject is hidden in the imperative sentences so the same formula for changing the voice can't be applied.

Formula:

Active = verb+ object

Passive = Let + object + be +past participle

Example:

Active = Do it.

Passive = Let it be done.

d. Using The Passive

Betty Schr. Azar (1992), the use of passive voice are stated below:

- 1). Usually the passive is used without a *by*-phrase. The passive is most frequently used when it is not known or not important to know exactly who performs an action. Example, “rice is grown in India.” mean that rice is grown in India by people, by farmers, by someone. It is not known or important to know exactly who grows in India.
- 2). The *by*-phrase is included only if it is important to know who performs an action. Example, “Life on the Mississippi was written by Mark Twain.” Where by Mark Twain is important information.
- 3). If the speakers knows who performs an action, usually the active is used. Example, “My aunt made this rug.”.
- 4). Sometimes, even when the speaker knows performs an action, s/he chooses to use the passive with the *by*-phrase because s/he wants to focus attention on the subject of a sentence. Example, “this rug was made by my aunt, this rug was made by my mother.” The focus of attention is on two rugs.

f. Uses of Passive Voice

Passive Voice is used to the sentence that the subject is not necessary to know. Therefore, Because of its impersonal tone, the passive voice is commonly found in textbook, in scientific, technical or business reports, and in newspaper stories.

C.E. Eckersley (1945) stated that We use the Passive Voice when we are more interested in the action than in the person or people who do the action.

George Wishon and Julia M. Burks (1980) explained that The Passive Voice gives an object and impersonal touch to writing. It may soften statements that might seem harsh or even accusing in the active voice. Generally, the passive voice is used when it is not important to know the doer, or when the doer is not known. Martin Hewings (2001) also explains that the choice between an active and passive sentence allows us to present the same information in two different orders. Compare:

Active : The storm damaged the roof

This sentence is about *the storm*, and says what it did. (*The storm* is the *agent*).

Passive : The roof was damaged by the strom

This sentence is about *the roof*, and says what happend to it. (The *agent* goes in a prepositional phrase with *by* after the verb).

In addition, Thomson and Martinet (1986) commented that —use of passive voice that where there is an indirect and a indirect object, make the indirect object the subject of the passive verb. as in:

“They have her a clock”

“she wa given a clock”

1. Active Learning

a. Definitions of active Learning

Mel Silberman (2009) defined an active learning as a modification from Confucius statement is as follows:

What I hear, I forget.

What I hear, see, and ask questions about or discuss with someone else, I begin to understand. What I hear, see, discuss, and do, I acquire knowledge and skill. What I teach to another, I master.

From the statement above, the researcher can conclude that hearing the teacher’s explanation is not enough for students to understand the materials. That way can make a students be passive in learning and forgettable in materials. Hearing, seeing and asking or discussing with others will encourage students to know and master the materials well. Thus, students will memorize the materials.

Ari Samadhi (2001) Active learning is one of the learning models which students have an active role in learning process between students by students and students by teacher. Agus Suprijono (2009) Learning has to create active condition, thus students be active to asking and express an idea. Learning must a student’s active process to develop their knowledge, does not passive process which only receiving the teacher discourse about knowledge. Active learning can encourage something. Students want to answer a question, require some information to solve the problem, or looking for a way to do an assignment.

b. Characteristics of active Learning

According to Bonwell in Samadhi (2001) that active learning has some characteristics, they are as follow:

1. Emphasizing the learning process is not on delivering the information by teacher, but on developing the critical and analysis thought skill toward topic or discussed problem.
2. Students are not only hear the lesson passively but doing something that related to the materials.
3. Emphasizing the exploration of values and attitude that related to the materials.
4. Students are demanded to think critically, analysis and have evaluation.
5. There is quickly feedback on the learning process.

2. Quiz Team Technique

a. Definitions Quiz Team Technique

Eni Iswanti (2012) in her thesis, she said that in the context of the learning process in class when it is necessary the development of critical thinking ability, creative thinking and the ability of students to solve problems. Because, in the world of competition-oriented work, and speed in decision-making becomes a demand that cannot be ignored. Because, the students must be trained for active classroom teachers. With the critical and creative thinking as well as having the ability to solve problems. Besides that, if understood philosophically, education is essentially a life. Because in learning activities must be able to equip learners with life skills that suit the environment and the needs of the learner's life. Many techniques of teaching

learning process has been recognized and applied by teachers, however, how to use a technique with the skills approach in order to support active learning is still a problem. According to

Dalvi (2006) he stated that quiz team technique one of the types of learning that is capable of increases the students activeness in the teaching learning process. In these types of students formed in small groups with each group member has same responsibility for the success of the group in understanding the subject and answer the questions. In this type of quiz team, it begins with the teacher explaining the subject in the classical style, then the students were divided to three major groups. All members of group together to learn the subject matter, giving each direction, each providing questions and answers to understand the subject.

Hisyam Zaini (2009) According to Hisyam zaini, quiz team technique is one technique of learning for students a stimulating and critical mindset. By definition quiz team technique is a technique that is intended to throw the question of group to one another. Team Quiz is also a learning strategy that involves teams that can increase student responsibilities for what they learn in a fun and non-threatening way or not scare them. Quiz Team Technique is the model learning where students are divided into some groups. Each team discuss, give instruction, asking and giving question about the material to each team.

b. Advantages and Weaknesses of Quiz Team Technique

1. Advantages

- a) Can increase seriousness.
- b) Can eliminate boredom in the learning environment.

- c) Invite students to engage fully.
- d) Improve learning process.
- e) Build self-creativity.
- f) Achieving the meaning of learning through experience.
- g) Focusing students as learning subjects.
- h) Increase the spirit and interest in students learning.

2. Weakness

- a. Requires strict control of conditioned class when the commotion occurs.
- b. Only certain students are considered smart in the group, who can answer questions about Quiz. Because the game is demanded quickly and provides a brief discussion opportunity.
- c. The time given is very limited if the quiz is carried out by the whole team in one meeting.

3. Procedures of quiz team technique

Melvin L. Silberman, The procedures of quiz team technique were stated below:

- 1) Choose a topic that can be presented in three segments.
- 2) Devide the students into three teams.
- 3) Explain the format of the sssion and start the presentation. Limit it to 10 minutes or less.
- 4) Have team A prepare a short-answer quiz. The quiz should take no more than 5 minutes to prepare. Teams B and C use this time to review their notes.

- 5) Team A quizzes a member of team B. If team B can not answer a question, team C get a shot at it.
- 6) Team A directs its next question to a member of team C, and repeats the process.
- 7) When the quiz is over, continue with the second segment of your lesson, and appoint team B as quiz masters.
- 8) After team B completes its quiz, continue with the third segment of your lesson, and appoint team C as quizmasters.



C. Theoretical Framework

The theoretical framework underlying in this research is presented in the following diagram:

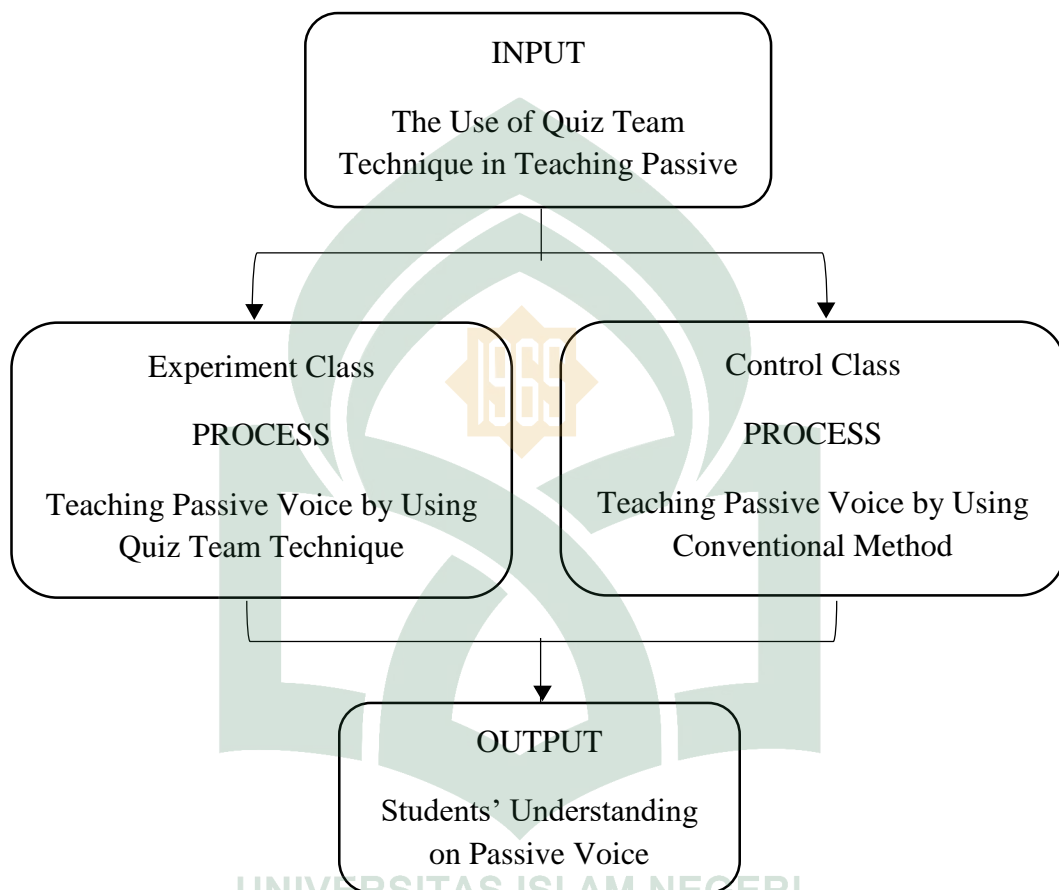


Figure. 1 framework


1. Input refers to Quiz Team Technique as teaching instrument that was expected to be good device in teaching passive voice.
2. Process is which works through treatments in teaching passive voice that use two classes are experiment class and control class. In experiment class the researcher though passive voice by using Quiz team Technique, while in control class gave conventional method.

3. Output, refers to students' understanding on passive voice by using quiz team technique.

d. Hypothesis

H1: The use of Quiz team technique is effective in teaching passive voice in the eleventh grade of senior high school 1 South Polongbangkeng Takalar.

H₀: The use of Quiz team technique is not effective in teaching passive voice at eleventh grade of senior high school 1 South Polongbangkeng Takalar.



CHAPTER III

RESEARCH METHOD

This chapter deals with research method, population and sample, variables and instrument, data collection procedures, data analysis techniques and statistic procedures.

A. Research Methods

1. Research Design

The method which applied in this research is Quasi-experimental. A Quasi-experiment is simply defined as not a true experiment. Since the main component of a true experiment was randomly assigned groups, this means a quasi-experiment does not have randomly assigned groups. According to Sugiyono (2009), he said that the quasi experimental design is a study which is aimed at discovering the influence of particular treatment. Which applies the Nonequivalent Control Group Design with Pre-test and Post-test. In this design, the experiment and control group is compared.

The group was chose and placed without randomization, two groups has be given pre-test, then treatment, and the last post-test. The experiment and control class in this research selected by the administrator of the school or the headmaster of the school.

The researcher was attempted to do determining if a cause-effect relationship exists between one factor or set of factors –the independents variable(s)- and a second factor or set of factors –the dependent variable(s)- and decided whether one

instructional approach is better than the other approach. The design is diagrammed as follows:

$$\frac{O_1 \quad X \quad O_2}{O_3 \quad O_4}$$

Figure. 2

Where:

X = treatment

O₁ O₂= pre-test

O₃ O₄= post-test

(Sugiono, 2010)

2. Research Variable

A variable is defined as anything that has a quantity or quality that varies. The kinds of variable related to research consisted of independent and dependent variable. Suharsimi Arikunto (2006) mentioned that Independent variable is the variable that was influenced by another variable to achieve what is expected by researcher; whereas, the dependent variable is the result that is expected through the implementation of the independent variable. Independent variable was Quiz Team Technique in teaching passive voice, while dependent variable was passive voice.

B. *Population and Sample*

1. Population

JW. Wellnes Miller (2005) stated that Population is the term used in statistics to refer to all positive objects of a particular type. The population of this research was the students of eleventh grade in senior high school 1 South Polongbangkeng Takalar. There are 4 classes are IPA 1, IPA 2 dan IPS 1, IPS 2 with total number of students' were 120 students.

2. Sample

Suharsimi Arikunto (1993) stated that the sample is any number of things, people or events which are less than the total population.

When dealing with people, it could be defined as a set of respondents which selected from a larger population for the purpose of a survey. This research used purposive sampling because the studying was already determine by the school system and to make it easy for the researcher as well. The researcher used two classes to make it easy to conduct the research, where IPS 1 as the experimental class because average value of students' under assessment standards, while IPS 2 as the control class because in this class the average value of their students' be better. The sample of the research were 30 students each classes.

C. *Research Instruments*

To obtain the data, the researcher used a test of passive voice are multiple choise and essay. Multiple choice consist of 20 items in which there were 10 items of simple present and 10 items of simple past, while in essay there were 5 items.

D. Procedures of Collecting Data

1. Pre-test

To collect the data, the researcher has administer a pre-test to both of classes they are IPS 1 and IPS 2. It was tested to the students and was assessed by the researcher based on passive voice material.

2. Treatments

After giving the pre-test, the researcher gave the treatment to the experiment class only by quiz team technique in the passive voice learning. The treatments gave for six meetings at least and it takes 90 minutes for each class. Procedure of the treatment :

The first treatment was conducted on Thursday, 16th February 2017. The first topic was *Passive voice of simple Present tense* with some steps as following:

- a. The students were given stimulus and material about passive voice.
- b. The teacher gave an opportunity to students to express their knowledge about passive voice.
- c. The students were gave opportunity to express what the difference between active and passive sentences.
- d. The teacher explained the passive sentence form to the students
- e. Guiding students to identify parts of sentences. Where S, V, and O.
- f. Guiding students to make passive sentences with simple present tense form.

The second treatment was conducted on Monday, 20th February 2017.

Applied the Quiz team Technique in teaching Passive voice simple present tense with some steps as following:

- a. Devide the students into three teams.
- b. Explained the format of the sessions and start the presentation. Limit it to 10 minutes or less.
- c. Have team A prepare a short-answer quiz. The quiz should take no more than 5 minutes to prepare. Teams B and C use this time to review their notes.
- d. Team A quizzes a member of team B. If team B can not answer a quastion, team C get a shot at it.
- e. Team A directed its next quastions to a member of team C, and repeated the process.
- f. When the quiz is over, continued with the second segment of your lesson, and appoint team B as quiz masters.
- g. After team B completes its quiz, continued with the third segments of your lesson, and appointed team C as quizmasters.

The third treatment was conducted on Thursday, 23th February 2017. The topic is *Passive voice of simple Past tense* with some steps as following:

- a. The students were given stimulus and material about passive voice.
- b. The teacher gave an opportunity to students to express their knowledge about passive voice.
- c. The students were gave opportunity to express what the difference between active and passive sentences.

- d. The teacher explained the passive sentence form to the students
- e. Guiding students to identify parts of sentences. Where S, V, and O.
- f. Guiding students to make passive sentences with simple past tense form.

The fourth treatment was conducted on Monday, 27th February 2017. The topic was applied Quiz Team Technique in teaching *Passive voice of simple Past tense* with some steps as following:

- a. Devided the students into three teams.
- b. Explained the format of the sessions and start the presentation. Limit it to 10 minutes or less.
- c. Have team A prepare a short-answer quiz. The quiz should take no more than 5 minutes to prepare. Teams B and C use this time to review their notes.
- d. Team A quizzes a member of team B. If team B can not answer a quastion, team C get a shot at it.
- e. Team A directed its next quastions to a member of team C, and repeated the process.
- f. When the quiz is over, continued with the second segment of your lesson, and appoint team B as quiz masters.
- g. After team B completes its quiz, continued with the third segments of your lesson, and appointed team C as quizmasters.

The fifth treatment was conducted on Thursday, 2th March 2017. The topic were combined between *Passive voice of simple Present and Passive voice of simple Past* with some steps as following:

- a. The students were given stimulus and material about passive voice.
- b. The teacher gave an opportunity to students to express their knowledge about passive voice.
- c. The students were gave opportunity to express what the difference between active and passive sentences.
- d. The teacher explained the passive sentence form to the students
- e. Guiding students to identify parts of sentences. Where S, V, and O.
- f. Guiding students to make passive sentences with simple present tense, simple past tense form and the uses of “by” in passive voice.
- g. The reasearcher asked the students to make passive sentence.

The six treatment was conducted on Monday, 6th March 2017. Applied the Quiz team Technique in teaching were combined the two materials Passive voice simple present and simple past with some steps as following:

- a. Devided the students into three teams.
- b. Explained the format of the sessions and start the presentation. Limit it to 10 minutes or less.
- c. Have team A prepared a short-answer quiz. The quiz should take no more than 5 minutes to prepare. Teams B and C use this time to review their notes.
- d. Team A quizzes a member of team B. If team B can not answer a quastion, team C get a shot at it.

- e. Team A directed its next questions to a member of team C, and repeated the process.
- f. When the quiz is over, continued with the second segment of your lesson, and appoint team B as quiz masters.
- g. After team B completes its quiz, continued with the third segments of your lesson, and appointed team C as quizmasters.

3. Post-test

After gave the treatments, post-test were given to the students. It aims to know whether the used of quiz team technique improve the students' passive voice or not.

E. *Techniques of Data Analysis*

1. Scoring the students' correct answer of pretest and posttest

$$\text{total grade} = \frac{\text{total correct}}{\text{total items}} \times 100$$

(Brown, 2014)

2. Tabulating the score of the students formula into the following classification.

NO.	SCORE	CRITERIA
1.	96 – 100	Excellent
2.	86 – 95	Very good
3.	76 – 85	Good
4.	66 – 75	Fairly good
5.	56 – 65	Fair
6.	46 – 55	Poor
7.	< 45	Very poor

(Arikunto, 1993)

3. To calculate the mean score of the students' answer of pre-test and post-test, the researcher will use the formula as follow:

$$\bar{x} = \frac{\sum x}{N} \times 100\%$$

Where :

\bar{x} = mean score

$\sum x$ = sum of all scores

N = total number of the respondents

(Sugiono, 2010)

4. To illuminate the statistically data a research analysis data quantity using the following formula:

$$P = \frac{F}{N}$$

Where :

P = percentage

F = number of correct frequency

N = total number of sample

(Arikunto, 1993)

5. The formula used in calculating the standard deviation is:

$$SD = \sqrt{\frac{SS}{N}}, \text{ where } SS = \sum X^2 - \frac{(\sum X)^2}{N_1}$$

Where :

SD = standard deviation

SS = the sum of square

N = total number of the subjects

$\sum x^2$ = the sum of all square; each score is squared and all the squares are added up

$(\sum x)^2$ = the square of the sum; all the scores are added up and the sum

(Sugiono, 2010)

6. The formula used in finding out the difference between students' score in Pre-Test and in Post-Test is:

$$t = \frac{\bar{x}_1 - \bar{x}_2}{\sqrt{\left(\frac{SS_1 + SS_2}{n_1 + n_2 - 2}\right) \left(\frac{1}{n_1} + \frac{1}{n_2}\right)}}$$

Where:

t = test of significance

\bar{x}_1 = mean score of experimental group

\bar{x}_2 = mean score of controlled group

SS₁ = sum square of experimental group

SS₂ = sum square of controlled group

n₁ = number of students of experimental group

n₂ = number of students of controlled group

(Sugiono, 2010)

CHAPTER IV

FINDINGS AND DISCUSSION

This chapter dealt with findings and discussion. The result of data analysis was presented in findings and further explanation was presented in discussion.

A. Findings

The findings of the research were based on the result of the data analysis by using reading test to collect the data. The data were collected from 60 students at eleventh grade senior high school 1 South Polongbangkeng Takalar. Which consisted of two groups; they are XI IPS 1 and XI IPS 2. The tests consisted of pre-test and post-test.

1. The Classification of Students' Pre-test Scores in Experimental and Control Class.

The next page table show the distribution of frequency and percentage of final score at eleventh grade of Senior High School 1 South Polongbangkeng Takalar in pre-test experimental class and control class.

Table 4.1
The Distribution of Frequency and Percentage Score of
Experimental Class in Pre-test

NO.	CRITERIA	SCORE	Frequency(f)	Percentage (%)
1.	Excellent	96 – 100	0	0%
2.	Very good	86 – 95	0	0%
3.	Good	76 – 85	0	0%
4.	Fairly good	66 – 75	0	0%
5.	Fair	56 – 65	0	0%
6.	Poor	46 – 55	1	3%
7.	Very poor	< 45	29	97%
Total			30	100%

Table 4.1 above shows the rate percentage of score of experimental class in pre-test from 30 students, there were 1 (3 %) of the students obtained Poor. There were 29 (97%) students obtained very poor. It meant that, the students' score before given treatment were low.

Table 4.2
The Distribution of Frequency and Percentage Score of Control Class in Pre-test

NO.	CRITERIA	SCORE	Frequency(f)	Percentage (%)
1.	Excellent	96 – 100	0	0%
2.	Very good	86 – 95	0	0%
3.	Good	76 – 85	0	0%
4.	Fairly good	66 – 75	0	0%
5.	Fair	56 – 65	1	3%
6.	Poor	46 – 55	3	10%
7.	Very poor	< 45	26	87%
Total			30	100%

Table 4.2 shows the percentage of score of control class in pre-test from 30 students, none of the students obtained very good score. There were 1 (3%) students obtained Fair score, 3 (10%) students obtained Poor score, and 26 (87%) students obtained Very poor score.

Based on the table 4.2, it can be concluded that the rate percentage in pre-test for experimental class was lower than the rate percentage for control class. Its proven by the results of pre-test in control class only 26 students which classified into very poor, while in pre-test experiment class there were 29 students which classified into very poor.

2. The Classification of Students' Post-test Scores in Experimental and Control Class.

Following the table shows the distribution of frequency and percentage of students' final score at eleventh grade of senior high school 1 South Polongbangkeng in post-test for experimental class and control class.

Table 4.3
The Distribution of Frequency and Percentage Score of
Experiment Class Score in Post-test

NO.	CRITERIA	SCORE	Frequency(f)	Percentage (%)
1.	Excellent	96 – 100	0	0%
2.	Very good	86 – 95	0	0%
3.	Good	76 – 85	13	43%
4.	Fairly good	66 – 75	17	57%
5.	Fair	56 – 65	0	0%
6.	Poor	46 – 55	0	0%
7.	Very poor	< 45	0	0%
Total			30	100%

The rate percentage of score of experimental class in post-test from 30 students as table 4.3 above shows that there were 13 (43%) students obtained good score, 17 (70%) students obtained Fairly Good score. It meant that, the use of quiz team technique was effective in teaching passive voice. Its proven from pre-test experimental class 29 students clasified very poor after gave treatments then given a post-test, got the result of 13 students clasified good and 17 students clasified fairly good. It meant that from pre-test to post-test ups three levels.

Table 4.4
The Distribution of Frequency and Percentage Score of
Control Class score in Post-test

NO.	CRITERIA	SCORE	Frequency(f)	Percentage (%)
1.	Excellent	96 – 100	0	0%
2.	Very good	86 – 95	0	0%
3.	Good	76 – 85	1	3%
4.	Fairly good	66 – 75	8	27%
5.	Fair	56 – 65	14	47%
6.	Poor	46 – 55	6	20%
7.	Very poor	< 45	1	3%
Total			30	100%

The rate percentage of score of Control class in post-test from 20 students as table 4 above shows that there were 1 (3%) students obtained good score, 8 (27%) students obtained fair ly Good score, 14 (47%) students obtained Fair score, 6 (20%) students obtained poor score, and 1 (3%) students obtained very poor score.

Based on result above, it can be concluded that the rate percentage in post-test for experimental class was higher than rate percentage control class score. It proven in post-test control class there was still 1 students which classified very poor while in post-test experimental class there was no students classified in very poor.

3. Mean Score and Standard Deviation of Experimental Class and Control Class

After calculated the result of the students score, the mean score and standard deviation of both classes can be presented in the following table.

Table 4.5
The Mean Score and Standard Deviation of Experimental and Control Class in Pre-test

Class	Mean Score	Standard Deviation
Experimental	20.8	2.10
Controlled	30.6	2.94

The table above shows that, the mean score of experimental class in pre-test was (20.8) and the standard deviation of experimental class was (2.10), while the mean score of control class was (30.6) and standard deviation was (2.94). It meant that, the mean score of pre-test experimental class and control class was very low before got treatments because the mean score of both classes was classified as very poor.

Table 4.6
The Mean Score and Standard Deviation of Experimental and Control Class in Post-test.

Class	Mean score	Standard deviation
Experimental	74.03	8.33
Controlled	60.03	14.95

The table above shows that, the mean score of experimental class in post-test was (74.03) and the standard deviation of experimental class was (8.33), while the mean score of control class was (60.03) and its standard deviation was (14.95). It meant that, the mean score of experimental class was higher than the

mean score of experimental class because the mean score of experimental class was classified as fairly good while the mean score of control class classified as fair.

Table 4.7

The Mean Score and Standard Deviation of Experimental Class and Control Class in Pre-test and Post-test

Class	Mean score		Range	Standard deviation	
	Pre-test	Post-test		Pre-test	Post-test
Experimental	20.8	74.03	53.23	2.10	8.33
Controlled	30.6	60.03	29.43	2.94	14.95

The table above indicated the mean score of experimental class in the pre-test was (20.8) and the standard deviation was (2.10) and the mean score of the Control class in the per-test was (30.6) and the standard deviation was (2.94). While the mean score of experimental class in post-test was (74.03) and the standard deviation was (8.33) and the mean score of control class in the post-test was (60.03) and its standard deviation was (14.5). It can be concluded from both of the classes; the experimental class obtained the higher mean score in the post-test than the control class.

4. Test of Significance Testing

The significant score between experimental and control class can be calculated by using t-test. The result of the t-test can be seen in table 6 as follows:

Table 4.8
Distribution the Value Test of T-test and T-table

Variable	t-test	t-table
X_1-X_2	3.52	1.40

Table 6 showed the result of test of significance testing. For the level of significance (p) 0,06 and the degree of freedom (df) $(N_1 + N_2) - 2 = (30 + 30) - 2 = 58$, showed that the value of the t-test was higher than t-table. The result of the test clearly showed that there was a significant difference between the students' score in the experimental and control class after the treatment Quiz Team Technique. It indicated that the Quiz team Technique was effective in teaching Passive Voice. It meant H_0 was rejected and H_1 was accepted because the t-test was higher than t-table ($3.52 > 1.40$). Therefore, the hypothesis of the research was accepted.

B. Discussions

Quiz Team Technique was a suitable method applied in the classroom in teaching Passive Voice. This method help the students to learn a Passive voice material especially in simple present and simple past. They worked together with their team. So it can be being them more active and creative participation and involvement of the subjects under study.

In this study, several things have been inferred logically. First, for both of classes, they were inclined to have similar problems, they had lack of interest to learn Passive voice. For example, when they were conducting a pre-test, the most of them difficult to answer the test. Second, the subjects in Experimental class show their big desire in learning process. For instance, they were enthusiast in learning process; they built spirit while the game. Third, students in Experimental class show their improvement after applied Quiz Team Techniqie.

Analysis of the mean score in the post-test between the Experimental and control class ensures if the approach used was effective. The mean score of the Experimental class was 74.3 and 60.03 for Control class. It means the gap of the students' score of the Experimental and Control class was 14. The explanation of the gap between the two classes indicated that the Experimental class showed higher improving than the Control class while the Control class scores were decreased.

The findings above were in line with previous research finding. Zainal Arifin (2012) based on his title reseach "*the Use of Quiz Team Technique to Improve Students' Understanding on Passive Voice at First Grade of MA Matholi'ul Huda Bugel Kedung Jepara*" concluded that the use of quiz team technique is effective to improve students' understanding on passive voice because before applying quiz team technique the students' prior knowledge is still low, and after applying it, it was significantly improve student's understanding on passive voice at first grade of MA Matholi'ul Huda Bugel Kedung Jepara.

To sum up, based on the the result of this study, which showed the students' scores were higher after the treatments in experimental class using Quiz Team Technique effective in teaching Passive voice. Therefore, this method could apply in teaching English especially in teaching Passive Voice. And also the researcher used Quiz Team Technique as the teaching method.



CHAPTER V

CONCLUSION AND SUGGESTION

This chapter presents the conclusion as well as few suggestions of this study. Suggestions were taken based on findings and conclusions obtained in this research.

A. *Conclusion*

The research was concluded according to the data which have been analyzed in the previous chapter. From all the data analysis about using Quiz Team Technique in Teaching Passive Voice at Eleventh Grade SMAN 1 South Polongbangkeng Takalar in academic year of (2017/2018), it can be concluded Quiz Team Technique was effective to use in teaching passive voice. Based on the result of data analysis students' t-test score was (3.52) and t-table (1.40) from degree of freedom (df) 58.

The data analysis showed the total score of students control class in the post-test lower than experimental class. The total score for control class in post-test was 1801 and the total score in the post-test for experimental class was 2221. In addition, the mean score for control class was 60.03 (Fair) and the mean score for experimental class was 74.03 (Fairly good). It meant that quiz team technique more effective than conventional method in teaching passive voice at eleventh grade senior high school 1 South Polongbangkeng Takalar.

The data showed that students' competence in Experimental class was higher than in Control class. The t-test for both classes in post-test was 3.52 compared to the t-table with 1.40, since the score of t-test was larger than the score of t-table, the value range for both t-test and t-table was 14. Null hypothesis (H₀)


was rejected and alternative hypothesis (H1) was accepted. It meant that Quiz team Technique which was applied in the Experimental class was increase the students' understanding on passive voice.

B. *Suggestions*

Based on the result of the study, this thesis that the researcher presents was still far perfection and has many weakness. Therefore the researcher expects some more advice or suggestion in order to perfect this thesis. Moreover the researcher would like to give the following

1. suggestion to the next researcher:
 - a. The next researcher should used be better methodology than this research.
 - b. The next researcher should take sample more than sample in this research.
 - c. To increase the student's interest in English, the researcher should create situation of teaching and learning process to be fresh and friendly. Give the chance to the students to express their idea without any stressing. Giving motivation to the students by using complete of media.
 - d. The researcher also wants to give some suggestion to the English teacher and students.
2. For the teacher:
 - a. The teacher should gives some more exercise and emphasize to the students in daily practicing.

3. For the students:
 - a. The students should keep or develop the vocabulary skill in order that they can have a better achievement in learning english.
 - b. The students should use their time to learn English vocabulary because without learning and practicing by them selves, they will not be able to improve their English well.
 - c. The students must study hard if they want to be succesful in mastering English.



BIBLIOGRAPHY

- Arifin, Zainal. *“The Use of Quiz Team Technique to Improve Students Understanding on Passive Voice At Eleventh Grade of MA Matholi’ul Huda Bugel Kedung Jepara in Tthe Academic year 2010-2011”*. Thesis: IAIN Walisongo Semarang. 2011. Downloaded on juny 7th 2016.
- Arikunto, Suharsimi. *Prosedur Penelitian Suatu Pendekatan Praktek*. Jakarta:Reineka Cipta. 1993.
- Azar, Betty Schr. *Understanding and using english grammar*, published by Pearson Education 10 Bank Street, White Plains, NY 10606, third edition 1999.
- Azar, Betty Schr. *Fundamentals of English Grammar 2nd Edition*, New Jersey: Prentice Hall, 1992.
- Brizee Ellen & Elizabeth Angeli. *Passive voice*. 2014. From:<https://owl.english.purdue.edu/owl/resource/539/03/>. Accessed on July 12th 2016.
- Brown, H., Douglas. *Language assessment, and classroom practices*. U.S.A: Pearson Education. 2014.
- Dalvi. *Guru yang Menggairahkan*. Yogyakarta: Gama Media. 2006.
- David Nunan, *Practical English Language Teaching: Grammar*, (Boston: Mc Graw Hill, 2004.
- Eckersley, C.E. *Essential English for Foreign Students Book Two Revised Edition*. London: Longmas Green and Co, 1945.
- Fatmawati. Thesis *“Increasing the Students’ Proficiency through Think-Talk-Write method”*. 2009. Accesssed on december 16th 2016.
- Frank, Marcella. *Modern English*. New Jersey: Prentice-Hall, 1972.
- Hewings, Martin. *Advanced Grammar in Use 2nd Edition*. Jakarta: Erlangga, 2001.
- Iswanti, Eni. *“The Use of Quiz Team Technique on Students Activeness of The 10th Grade Students of SMK Al-Falah Salatiga 2012/2013”*. (Journal) Downloaded on Juny 7th 2016.
- Mas’ud, Fuad. *Essentials of english grammar a practical guide*, printed & publised BPFE – Yogyakarta. Second Edition, 1996.

- Miller JW. *Wellness, the History and Development of a Concept*. Spektrum Freiziet. 2005.
- Murphy. *English Grammar in Use*, New York: Cambridge University, 1985.
- Nesfield, J.C., *Outline of English Grammar (Revised Edition)*, London: Macmillan & co ltd (1957).
- Pratiwi, Andhika, *et.al.* 100% Best Guide to TOEFL up to 600! Jakarta: Laskar Aksara, 2011.
- Riyanto, Samet A *Handbook English Grammar*, Yogyakarta: Pustaka Pelajar (2007)
- Samadhi, Ari. *The Workshop. Active Learning. Teaching Improvement Engineering Educational development Project*. 2001.
- Silberman, Mel. *Active learning*. Yogyakarta: Pustaka Insan Madani, 2009.
- Sugiyono, *Metode Penelitian Bisnis: Pendekatan Kuantitatif, Kualitatif, dan R&D*. Bandung: Alfabeta, 2009.
- Supridjono. *Cooperative Learning: Teori & Aplikasi PAIKEM*, Yogyakarta: Pustaka Pelajar, 2009.
- Metode Penelitian Pendidikan: Pendekatan Kuantitatif, Kualitatif, dan R&D*. Cet. X; Bandung: Alfabeta, 2010.
- Suherman, *Top Grammar a Guide to Write English*. Yogyakarta: Pustaka Ilmu Grup. 2013
- Sunarti, Angg., D. *Keterampilan Berbahasa Indonesia: Bahan Ajar Mata Kuliah Bahasa Indonesia 3*. Yogyakarta: Universitas PGRI Yogyakarta. 2009. Retrieved on december 19th 2016. From: <http://eprints.uny.ac.id/9902/3/bab%20%20-%2008108247081.pdf>
- Thomson, A.J., and Martinet, A.V. *A Practical English Grammar*. New York: Oxford University Press, 1986.
- Walsh, J. Martin., and Walsh, Anna Kathleen. *Plain English Handbook*. Ohio: McCormik-Mathers Publishing, 1972.
- Wibowo, Ika Wahyu. "Improving the Students Speaking Skill Using Quiz Team Technique at the First Grade of SMP Al-Islam Kartasura 2008-2009." (Journal) Downloaded on Juny 7th 2016.

Wishon, George E., and Burks, Julia M. *Let's Write English Revised Edition*. New York: American Book Company, 1980.

Yulia, Wilma. *Rumus Dan Contoh Passive Voice*.
From: <http://www.wordsmile.com/rumus> on May 2016, [online] accessed on July 12th 2016.

Zaini, H., Munthe, B., dan Aryani, S.A., *Strategi Pembelajaran Aktif*. Yogyakarta: CTSD IAIN Sunan Kalijaga. 2009.



APPENDIX I

The Test Results of Students' Pretest and Post-Test Experimental Class are Calculated in the Following Table:

No.	Respondents	Pre-test		Post-test	
		X	X ²	X	X ²
1.	AHT	20	400	17	5929
2.	APR	16	256	68	4624
3.	ALY	22	484	77	5929
4.	AHN	46	2116	70	4900
5.	ASR	18	324	68	4624
6.	AGN	16	256	75	5625
7.	ARZ	17	289	76	5776
8.	AMR	24	576	80	6400
9.	BUR	30	900	79	6241
10.	MIY	18	324	77	5929
11.	MUH	24	756	73	5329
12.	MAI	16	256	70	4900
13.	MIS	16	324	75	5625
14.	NAS	20	400	80	6400
15.	FAI	16	256	70	4900
16.	FIT	22	484	76	5776
17.	ISM	20	400	75	5625

18.	IND	20	400	70	4900
19.	RIS	16	256	68	4624
20.	MHR	16	256	70	4900
21.	IAN	22	484	70	4900
22.	ASR	25	625	74	5476
23.	SIN	36	1296	80	6400
24.	YUL	22	484	71	5041
25.	NAA	20	400	70	4900
26.	TEZ	12	144	70	4900
27.	MBS	20	400	78	6084
28.	SAL	26	676	80	6400
29.	SYA	18	324	77	5929
30.	SYS	20	400	77	5929
Σ		654	14282	2221	164915
Average		21.8		74.03	

Where:

Σ : Sum of each datum

Average : Mean score

APPENDIX II

The Test Results of Students' Pre-Test and Post-Test in Control Class are Calculated in The Following Table:

No.	Respondents	Pre-test		Post-test	
		X	X ²	X	X ²
1.	ANH	58	3364	75	5625
2.	AIK	32	1024	70	4900
3.	ASR	26	676	62	3844
4.	BAS	30	900	76	5776
5.	EVI	24	576	65	4225
6.	FAT	20	400	60	3600
7.	GPL	24	576	68	4624
8.	GPA	40	1600	60	3600
9.	IHW	20	400	63	3969
10.	IRH	38	1444	55	3025
11.	JUL	26	676	62	3844
12.	MAK	50	2500	40	1600
13.	MUR	30	900	70	4900
14.	MRL	52	2704	50	2500
15.	NWN	44	1936	48	2304
16.	NIA	40	1600	60	3600
17.	NUR	30	900	58	3364
18.	NAS	42	1764	56	3134

19.	NSS	30	900	50	2500
20.	NDA	12	144	55	3025
21.	RID	22	488	60	3600
22.	RAH	54	296	50	2500
23.	RIS	18	324	50	2500
24.	SYR	16	256	65	4225
25.	SYB	14	196	60	3600
26.	SBM	12	144	68	4624
27.	USM	30	900	55	3025
28.	YSA	22	484	60	3600
29.	WHM	24	576	70	4900
30.	ZUL	26	576	60	3600
	Σ	920	31940	1801	110135
	Average	30.6		60.03	

Where:

Σ : Sum of each datum

Average : Mean score

APPENDIX III

The Mean Score of Experimental and Control Class

A. Experimental Class

1. Pre-test

$$\begin{aligned}\bar{X}_1 &= \frac{\sum X}{N} \\ &= \frac{654}{30} \\ &= \mathbf{21.8}\end{aligned}$$

2. Post-test

$$\begin{aligned}\bar{X}_1 &= \frac{\sum X}{N} \\ &= \frac{2221}{30} \\ &= \mathbf{74.03}\end{aligned}$$

B. Control Class

1. Pre-test

$$\begin{aligned}\bar{X}_2 &= \frac{\sum X}{N} \\ &= \frac{920}{30} \\ &= \mathbf{30.6}\end{aligned}$$

2. Post-test

$$\begin{aligned}\bar{X}_2 &= \frac{\sum X}{N} \\ &= \frac{1801}{30} \\ &= \mathbf{60.03}\end{aligned}$$

APPENDIX IV

The Standard Deviation and T-Test of Experimental and Control Class in pre-test

1. Standard Deviation of Pre-test in Experimental Class

$$SD = \sqrt{\frac{SS}{N-1}}, \text{ where } SS = \sum X^2 - \frac{(\sum X)^2}{N}$$

SD = Standard Deviation

Σ = Total Row Score

N = Total Number Of he Student

$$SS = \sum X^2 - \frac{(\sum X)^2}{N}$$

$$14282 - \frac{654^2}{30}$$

$$14282 - \frac{427.716}{30}$$

$$14282 - 14257.2$$

$$SS1 = -128.290$$

$$SD = \sqrt{\frac{SS}{N-1}}$$

$$SD = \sqrt{\frac{-128.290}{30-1}}$$

$$= \sqrt{\frac{-128.290}{29}}$$

$$= \sqrt{-4.423}$$

$$= -2.10$$

2. Standard Deviation of Pre-test in Control Class

$$SD = \sqrt{\frac{SS}{N-1}}, \text{ where } SS = \sum X^2 - \frac{(\sum X)^2}{N}$$

$$SS = \sum X^2 - \frac{(\sum X)^2}{N}$$

$$31940 - \frac{(920)^2}{30}$$

$$31940 - \frac{846.400}{30}$$

$$31940 - 282.133$$

$$SS = -250.193$$

$$SD = \sqrt{\frac{SS}{N-1}}$$

$$SD = \sqrt{\frac{-250.193}{30-1}}$$

$$= \sqrt{\frac{-250.193}{29}}$$

$$= \sqrt{-8.6}$$

$$SD = -2.94$$

3. T-test in the pre-test

$$t = \frac{\bar{x}_1 - \bar{x}_2}{\sqrt{\left(\frac{SS_1 + SS_2}{n_1 + n_2 - 2}\right) \left(\frac{1}{n_1} + \frac{1}{n_2}\right)}}$$

$$t = \frac{21.8 - 30.6}{\sqrt{\left(\frac{(-250.193) + (-128.290)}{30 + 30 - 2}\right) \left(\frac{1}{30} + \frac{1}{30}\right)}}$$

$$t = \frac{21.8 - 30.6}{\sqrt{\left(\frac{-378.483}{58}\right) \left(\frac{2}{30}\right)}}$$

$$t = \frac{-8.8}{\sqrt{(65.25) \cdot (0.06)}}$$

$$t = \frac{-8.8}{\sqrt{39.15}}$$

$$t = \frac{-8.8}{6.25}$$

$$t = 1.40$$

APPENDIX V

The Standard Deviation and T-Test of Experimental and Control Class in Post-test

1. Standard Deviation of Post-test in Experimental Class

$$SD = \sqrt{\frac{SS}{N-1}}, \text{ where } SS = \sum X^2 - \frac{(\sum X)^2}{N}$$

$$SS = \sum X^2 - \frac{(\sum X)^2}{N}$$

$$110135 - \frac{(1801)^2}{30}$$

$$110135 - \frac{324.43601}{30}$$

$$110135 - 108120$$

$$SS1 = 2015$$

$$SD = \sqrt{\frac{SS1}{N-1}}$$

$$SD = \sqrt{\frac{2015}{30-1}}$$

$$= \sqrt{\frac{2015}{29}}$$

$$= \sqrt{69.48}$$

$$SD = 8.33$$

2. Standard Deviation of Post-test in Control Class

$$SD = \sqrt{\frac{SS}{N-1}}, \text{ where } SS = \sum X^2 - \frac{(\sum X)^2}{N}$$

$$SS = \sum X^2 - \frac{(\sum X)^2}{N}$$

$$164915 - \frac{(2221)^2}{30}$$

$$164915 - \frac{493.2841}{30}$$

$$164915 - 164428$$

$$SS = 487$$

$$SD = \sqrt{\frac{SS}{N-1}}$$

$$SD = \sqrt{\frac{487}{30-1}}$$

$$= \sqrt{\frac{487}{29}}$$

$$= \sqrt{167.93}$$

$$SD = 14.95$$

UNIVERSITAS ISLAM NEGERI

ALAUDDIN

M A K A S S A R

3. *T-test in the post-test*

$$t = \frac{\bar{x}_1 - \bar{x}_2}{\sqrt{\left(\frac{SS_1 + SS_2}{n_1 + n_2 - 2}\right) \left(\frac{1}{n_1} + \frac{1}{n_2}\right)}}$$

$$t = \frac{74.03 - 60.03}{\sqrt{\left(\frac{2015 + 487}{30 + 30 - 2}\right) \left(\frac{1}{30} + \frac{1}{30}\right)}}$$

$$t = \frac{14}{\sqrt{(1528)(0.06)}}$$

$$t = \frac{14}{\sqrt{(15.80)}}$$

$$t = \frac{14}{3.97}$$

$$t = 3.52$$

APPENDIX VI

Instrument of the Research

Pretest and Post-test

Pre-test

Name :

Class :

I. Choose the correct answer by crossing (x) a, b, c, d, or e !

1. This is a very popular TV program. Every week it ... by millions of people.
 - a. Watches
 - b. Is being watched
 - c. Is watched
 - d. Has watched
 - e. Has been watched

2. Choose the correct answer to complete the following dialog!
 A: Why does he panic?
 B: He is panic because his name ... by the principal.
 - a. Is called
 - b. Was Called
 - c. Were Called
 - d. To be called
 - e. Are Called

3. "Tom opens the door." The passive is...
 - a. The door was opened by Tom.
 - b. The door opened by Tom.
 - c. The door is opened by Tom.
 - d. The door is being opened by Tom.
 - e. The door opens by Tom.

4. The climate of China ... by strong winds monsoons.
 - a. Influenced
 - b. Are influenced
 - c. Will influence
 - d. Is influenced
 - e. Must influence

5. "Somebody cleans the room every day."
 The Passive voice is...
 - a. The room was clean by somebody everyday.
 - b. The room is cleaned by somebody everyday.

- c. The room is clean by somebody everyday.
d. Somebody is cleaned the room everyday.
e. Somebody has been cleaned the room everyday.
6. This flowers are . . . by me everyday.
a. waters
b. watered
c. watering
d. has watered
e. being watered
7. "My mother cleans the kitchen once a week."
The passive voice is...
a. The kitchen is cleaned by mother once a week.
b. The kitchen is being cleaned by mother once a week.
c. The kitchen has been cleaned by mother once a week.
d. The kitchen has being cleaned by mother once a week.
e. the kitchen will cleaned by mother once a week.
8. "The internet is accessed by them."
The active voice is...
a. they will access the internet.
b. they have access the internet.
c. they have been access the internet.
d. they are access the internet.
e. they are accessing the internet.
9. That Amazing Picture is . . . by Peter Parker.
a. taken
b. taking
c. took
d. take
e. being taken
10. "They are met by Andre everyday."
The active voice is...
a. Andre meets them everyday.
b. Andre will meet the everyday.
c. Andre has been met them everyday.
d. Andre will meeting with them everyday.
e. Andre was met them everyday.
11. "Many children's book were written by him."
The active voice is...
a. He wrote many children's books.
b. He has been wrote many children's books.

- c. He will write many children's books.
d. He will writing many children's books.
e. He is writing many children's books.
12. We called the committee to ask whether the competition . . . to begin that afternoon.
a. to scheduled
b. was scheduling
c. Was scheduled
d. To be scheduled
e. has scheduled
13. "Mary helped the boy."
The passive voice is...
a. The boy is helped by Mary
b. The boy was helped by Mary
c. The boy is being helped by Mary
d. The boy helps by Mary
e. The boy were helped by Mary
14. "Dr. Ikada developed the theory."
The passive voice is...
a. The theory is developed by Dr. Ikada
b. The theory is being developed by Dr. Ikada
c. The theory developed by Dr. Ikada
d. The theory is being developed by Dr. Ikada
e. The theory was developed by Dr. Ikada
15. "A hurricane destroyed a few houses."
The passive voice is...
a. A few houses were destroyed by a hurricane.
b. A few houses was destroyed by a Hurricane.
c. A few houses is destroyed by a Hurricane.
d. A few houses are destroyed by a Hurricane.
e. A few houses destroyed by a Hurricane.
16. "Andi Travelled to Maldive last year."
The passive voice is...
a. Maldive was travelled by Andi last year.
b. Maldive is travelled by Andi last year.
c. No Change
d. Maldive will be travelled by Andi last year
e. Maldive travelled by Andi last year.

17. “*Life on the Mississippi* was written by Mark Twain.”

The Active is...

- a. Mark Twain is writing *Life on the Mississippi*.
- b. Mark Twain writes *Life on the Mississippi*.
- c. Mark Twain has written *Life on the Mississippi*.
- d. Mark Twain wrote *Life on the Mississippi*.
- e. Mark Twain written *Life on the Mississippi*.

18. “She broke the window yesterday”. The passive is...

- a. The window is broke by her yesterday.
- b. The window is break by her yesterday.
- c. The window is being broken by her yesterday.
- d. The window was broken by her yesterday.
- e. The window were broken by her yesterday.

19. The director wanted the orders . . . by sale department last week.

- a. To delivered
- b. Was delivered
- c. Were delivered
- d. Being delivered
- e. To be delivered

20. SBY and Budiono won the general election

- a. SBY and Budiono are won by the general election.
- b. The general election is won by SBY and Budiono.
- c. The general election was won by SBY and Budiono.
- d. The general election were won by SBY and Budiono.
- e. The general election has been won by SBY and Budiono.

II. Rewrite the sentence into the passive

1. He opens the door.
2. We set the table.
3. I draw a picture.
4. We ate many foods.
5. She answered your questions.

APPENDIX VII**Post-test**

Name :

Class :

I. Choose the correct answer by crossing (x) a, b, c, d, or e !

1. "Tom opens the door."

The passive is ...

- a. The door was opened by Tom.
- b. The door opened by Tom.
- c. The door is opened by Tom.
- d. The door is being opened by Tom.
- e. The door opens by Tom

2. "Pilot flies the plane twice a week".

The passive is ...

- a. The plane is being flew by pilot twice a week.
- b. The plane is flown by pilot twice a week.
- c. The plane is flew by pilot twice a week.
- d. The plane is being flown by pilot twice a week.
- e. The plane is fly by pilot twice a week.

3. The editor edits the article.

The passive is...

- a. edits
- b. edited
- c. be editing
- d. is being edited
- e. is edited

4. The teacher always asks the homework . . . by the students at home.

- a. is made
- b. is making
- c. to make
- d. to be made
- e. being made

5. "I am happy now."

The passive voice is...

- a. Happy is now by me.
- b. Happiness is by me now.
- c. The happiness is now by me.

- d. Happy is being by me now.
e. None of the above options are correct
6. My father enlarged and repainted the house.
a. The house is enlarged by my father and repainted.
b. The house was enlarged and repainted by my father.
c. The house was being enlarged and repainted by my father.
d. The house was to enlarge and repaint by my father.
e. The house were enlarged and repainted by my father.
7. A bike is ... by him to the office.
a. Ridden
b. Ride
c. Riding
d. Will riding
e. Has been ridden
8. My hair ... by my mom yesterday
a. were cut
b. has been cut
c. had been cut
d. will be cut
e. was cut
9. "My father fixed the car yesterday."
Passive voice is:
a. My father was fixed the car yesterday.
b. My father was being fixed the car yesterday.
c. The car was fix by my father yesterday.
d. The car was fixed by my father yesterday.
e. The car will fixing by my father yesterday.
10. "Ariana wants those books."
The passive voice is...
a. The books are wanted by Ariana.
b. The books was wanted by Ariana.
c. The books has been wanted by Ariana.
d. The books is being wanted by Ariana.
e. The books was being wanted by Ariana.
11. English ... by them everyday.
a. was learnt
b. is learnt
c. was learnt
d. is being learnt
e. has been learnt

12. "Many foods are eaten by us."

The active voice is...

- a. we eating many foods.
- b. we will eat many foods.
- c. we ate many foods.
- d. we eat many foods.
- e. we has been eaten many foods.

13. "Your questions are answered by her."

The active voice is...

- a. she answer your question.
- b. she answering your question.
- c. she will answer your question.
- d. she was answered yor question.
- e. she has answered your question.

14. "I need to bring jacket."

The passive voice is...

- a. Jacket is needed to be brought by me.
- b. Jacket is need to be brought by me.
- c. Jacket is being needed to be brought by me.
- d. Jacket has been need to be brought by me.
- e. Jacket will brought by me.

15. The director wanted the orders . . . by sale department last week.

- a. were delivered
- b. was delivered
- c. to be delivered
- d. to deliver
- e. being delivered

16. "A hurricane destroyed a few houses."

The passive is...

- a. A few houses were destroyed by a hurricane.
- b. A few houses was destroyed by a Hurricane.
- c. A few houses is destroyed by a Hurricane.
- d. A few houses are destroyed by a Hurricane.
- e. A few houses destroyed by a Hurricane.

17. "He watched an interesting movie last night."

The passive is...

- a. An interesting movie is being watched by him.
- b. An interesting movie was watched by him.
- c. An interesting movie has been watched by him.
- d. An interestig movie was being watched by him.
- e. An interesting movie is watched by him.

18. That monument . . . by governor year ago.

- a. was built
- b. has been built
- c. is built
- d. is being built
- e. will built

19. His parent's car ... by the thief last night.

- a. Will stealing
- b. Was stolen
- c. Has stolen
- d. Is being stolen
- e. Have been stolen

20. Lia ... by Ani yesterday.

- a. met
- b. meets
- c. was met
- d. meeting
- e. has been met

II. Rewrite the sentence into the passive

1. She pays a lot of money.
2. They access the intranet.
3. They wear blue shoes.
4. I closed the door.
5. Tom opened the door.

APPENDIX VIII**The Key of the Instrument in Pre-Test and Post-Test****a. Pre-test**

Multiple choice :

1. C
2. A
3. C
4. D
5. B
6. B
7. A
8. D
9. A
10. A
11. A
12. C
13. B
14. E
15. A
16. A
17. D
18. D
19. B
20. C



UNIVERSITAS ISLAM NEGERI

Essay :

1. The door is opened by him.
2. The table is set by us.
3. A picture is drawn by me.
4. Many foods were ate by us.
5. Your questions were answered by her.

ALAUDDIN
M A K A S S A R


b. Post-test

Multiple choice :

1. C
2. B
3. E
4. D
5. E
6. B
7. A
8. E
9. D
10. A
11. B
12. D
13. A
14. A
15. B
16. A
17. B
18. A
19. B
20. C

Essay :

1. A lot of money is paid by her.
2. The internet is accessed by them.
3. Blue shoes is worn by them.
4. Jacket was need to brought by me.
5. The door was opened by Tom.





UNIVERSITAS ISLAM NEGERI
ALAUDDIN
M A K A S S A R

The Researcher Took Pictures with Headmaster of Senior High School 1 South Polongbangkeng Takalar





**The Researcher Took Pictures with English Teacher of
XI IPS 1 and XI IPS 2**



**Documentation of Research in Senior High School 1
South Polongbangkeng Takalar**













CURICULUM VITAE



The writer, **Uswatun Hasanah** was born on July 29, 1996 in Pangkep. She is the daughter of Muhlis Mustang S.Pd and Sitti Radiah S.Pd. She has one old brother his name's Amri Muhlis and one sisters Nurisra.

The writer began her study in SDN 1 Pulau Balang Lompo, Pangkep, South Sulawesi and graduated in 2007. She continued her study in SMPN 2 Pangkajene. She graduated in 2010. Then she continued her study in SMAN 1 BUNGORO graduated in 2013.

In 2013, she entered at Islamic State University of Alauddin Makassar. She was majoring in English Education Department in Tarbiyah and Teaching Science Faculty.

UNIVERSITAS ISLAM NEGERI
ALAUDDIN
M A K A S S A R