


**THE USE OF TEAMS GAMES TOURNAMENT (TGT) TO
DEVELOP STUDENTS' READING SKILL AT THE
FIRST GRADE OF SMAN 4 BONE**



A THESIS

Submitted in Partial Fulfillment of the Requirements for the Degree of
Sarjana Pendidikan in English Education Department of
Tarbiyah and Teaching Science Faculty of
UIN Alauddin Makassar

UNIVERSITAS ISLAM NEGERI
By
NURFAIDAH LESTARI
Reg. No. 20400113135
ALAUDDIN
MAKASSAR

**ENGLISH EDUCATION DEPARTMENT
TARBIYAH AND TEACHING SCIENCE FACULTY
UIN ALAUDDIN MAKASSAR
2017**

PERNYATAAN KEASLIAN SKRIPSI

Mahasiswa(i) yang bertanda tangan di bawah ini:

Nama : Nurfaidah Lestari
NIM : 20400113135
Tempat/Tgl. Lahir : Watampone, 20 Juli 1995
Jurusan : Pendidikan Bahasa Inggris
Fakultas : Tarbiyah dan Keguruan
Alamat : Jl. Urip Sumoharjo, Bone
Judul : The Use of Teams Games Tournament (TGT) to Develop Students' Reading Skill at the First Grade of SMAN 4 Bone

Menyatakan dengan sesungguhnya dan penuh kesadaran bahwa skripsi ini benar adalah hasil karya sendiri. Jika dikemudian hari terbukti bahwa skripsi ini merupakan duplikat, tiruan, plagiat, atau dibuat oleh orang lain, sebagian atau seluruhnya, maka skripsi dan gelar yang diperoleh karenanya batal demi hukum.

UNIVERSITAS ISLAM NEGERI

ALAUDDIN

M A K A S S A R

Makassar, 23 Oktober 2017

Penyusun,



Nurfaidah Lestari

NIM. 20400113135


PERSETUJUAN PEMBIMBING


Pembimbing penulisan skripsi saudari **Nurfaidah Lestari**, NIM: 20400113135 mahasiswi Jurusan Pendidikan Bahasa Inggris pada Fakultas Tarbiyah dan Keguruan UIN Alauddin Makassar, setelah meneliti dan mengoreksi secara seksama skripsi yang bersangkutan dengan judul “The Use of Teams Games Tournament (TGT) to Develop Students’ Reading Skill at the First Grade of SMAN 4 Bone” memandang bahwa skripsi tersebut telah memenuhi syarat-syarat ilmiah dan dapat disetujui ke sidang munaqasah.

Makassar, 23 Oktober 2017

Pembimbing I

Pembimbing II


Dr. Hj. Djuwairiah Ahmad, M.Pd., M.TESOL.
NIP.19700619 199403 2 001


Andi Asmawati, S.Pd., M.Pd.
NUPN.9920100351

PENGESAHAN SKRIPSI

Skripsi yang berjudul "The Use of Teams Games Tournament to Develop Students' Reading Skill at the First Grade of SMAN 4 Bone", yang disusun oleh Nurfaidah Lestari, NIM: 20400113135, mahasiswa Jurusan Pendidikan Bahasa Inggris pada Fakultas Tarbiyah dan Keguruan UIN Alauddin Makassar, telah diujikan dan dipertahankan dalam sidang munaqasyah yang diselenggarakan pada hari Selasa, tanggal 28 Nopember 2017 yang bertepatan dengan tanggal 10 Rabi'ul Awal 1439 H dan dinyatakan telah dapat diterima sebagai salah satu syarat untuk memperoleh gelar Sarjana Pendidikan (S.Pd) pada Fakultas Tarbiyah dan Keguruan, Jurusan Pendidikan Bahasa Inggris dengan beberapa perbaikan.


Samata – Gowa, 28 Nopember 2017 M
10 Rabi'ul Awal 1439 H



DEWAN PENGUJI

(SK. Dekan No. 3078 Tertanggal 24 Nopember Tahun 2017)

Ketua	: Dr. Kamsinah, M.Pd.I.	
Sekretaris	: Dr. Hamka Ilyas, M. Th.I.	
Munaqisy I	: Dra. St. Nurjannah Yunus Tekeng, M.Ed., M.A.	
Munaqisy II	: Dr. Kaharuddin S.IP., M.Hum.	
Pembimbing I	: Dr. Hj. Djuwairiah Ahmad, M.Pd., M.TESOL.	
Pembimbing II	: Andi Asmawati, S.Pd, M.Pd	

Diketahui oleh:

Dekan Fakultas Tarbiyah dan Keguruan
UIN Alauddin Makassar, 


/ Dr. H. Muhammad Amri, Lc., M.Ag. 
/ NIP. 19730120 200312 1 001

ACKNOWLEDGMENTS



Alhamdulillah Rabbil Alamin, The writer would like to praise and express her high gratitude to Allah SWT, who has given the blessing, health, opportunity and inspiration to finish this writing thesis. And also, she does not forget to express Salam and Sholawat to the prophet Muhammad SAW who has guided moslems from the darkness to the lightness and brought us from the stupidity to the cleverness era.

Further, the researcher also expresses sincerely unlimited thanks and big affection to her beloved parents **Drs. Kamaruddin** and **Hj. Aguswati** who always love, pray, motivate and support the researcher for all of their life. The greatest persons in researcher's heart ever. The researcher also considers that in writing this thesis, many people have also contributed their valuable guidance, assistance, and advices for her completion of this thesis. They are:

1. **Prof. Dr. Musafir Pababbari, M.Si.** the Rector of Islamic State University of Alauddin Makassar for his advice during she studied at the university.
2. **Dr. H. Muhammad Amri, Lc., M.Ag.** The Dean of Tarbiyah and Teaching Science Faculty for advice and motivation.
3. **Dr. Kamsinah, M.Pd.I.** and **Sitti Nurpahmi, S.Pd., M.Pd.** The Head and the Secretary of English Department of Tarbiyah and Teaching Science Faculty of Alauddin State Islamic University (UIN) Makassar and all of the staffs.

4. The researcher's consultants, **Dr. Hj. Djuwairiah Ahmad, M.Pd., M.TESOL.** and **Andi Asmawati, S.Pd., M.Pd.** who have helped, guided, and supported the researcher during the writing of this thesis.
5. **Ahmad Ar, S.Pd.** the headmaster of SMA Negeri 4 Bone who has given permission for the researcher to conduct the study there, and the entire teachers, especially for **Anisman, S.Pd** the English teachers for all the time, the information about the teaching-learning process of English.
6. The first grade students of SMA Negeri 4 Bone especially **X IIS 2** and **X IIS 3** intake 2017-2018 who gave their time to participate in her research.
7. Her best friends, **Nurvitasyari, Wahyuni, Kasmawati, Wiwiek, Andi Arman,** thanks for their help, support, attention, suggestion, in writing this thesis.
8. Her beloved family of English education department group **7** and **8 (Academic year 2013)** gives her much love and motivation.
9. Her beloved friends (**Panorama Squad**), **Hasni, Kasming, Erwin, Idris, Alvin, Fandi, Agus, Ayus, Jalil, Irvan** and **Andi Rizal,** thanks for friendship, humor, time, advice and togetherness.
10. All of the people who had taken a part in finishing this thesis which could not be mentioned by the researcher one by one.

Makassar, 23 Oktober 2017
The researcher,



Nurfaidah Lestari
NIM: 20400113135

LIST OF CONTENTS

	Pages
TITLE PAGE	i
PERNYATAAN KEASLIAN SKRIPSI	ii
PERSETUJUAN PEMBIMBING	iii
PENGESAHAN SKRIPSI	iv
ACKNOWLEDGMENTS	v
LIST OF CONTENTS	vii
LIST OF TABLES	ix
LIST OF FIGURE	x
LIST OF APPENDICES	xi
ABSTRACT	xii
CHAPTER I INTRODUCTION	
A. Background	1
B. Research Problem.....	4
C. Research Objective.....	4
D. Research Significance.....	4
E. Research Scope	5
F. Operational Definition of Terms.....	6
CHAPTER II REVIEW OF RELATED LITERATURE	
A. Literature Review.....	7
1. Previous related research findings	7
2. Pertinent Ideas.....	9
a. Concept of Reading.....	9
1. Definition of Reading.....	9
2. Types of Reading	11
3. Principles of Reading.....	12

4. Purposes of Reading.....	13
5. Factors which influence students' reading skill.....	15
b. Concept of Teams Games Tournament (TGT)	16
1. Definition of Teams Games Tournament.....	16
2. Component of Teams Games Tournament	17
3. Phase of Teams Games Tournament.....	19
4. The Advantages and Disadvantages of Teams Games Tournament	21
B. Theoretical Framework.....	22
C. Hypothesis.....	24
 CHAPTER III RESEARCH METHOD	
A. Research Design and Variables.....	25
B. Population and Sample.....	26
C. Research Instrument.....	27
D. Data Collecting Procedures.....	27
E. Data Analysis Technique	30
 CHAPTER IV FINDINGS AND DISCUSSIONS	
A. Findings.....	33
B. Discussions.....	39
 CHAPTER V CONCLUSIONS AND SUGGESTIONS	
A. Conclusions.....	41
B. Suggestion.....	41
 BIBLIOGRAPHY	
APPENDICES	
CURRICULUM VITAE	

LIST OF TABLES

Table 4.1	Classification of frequency and percentage score of the students' reading skill in experimental class (pre-test)	34
Table 4.2	Classification of frequency and percentage score of the Students' reading skill in controlled class (pre-test)	34
Table 4.3	Classification of frequency and percentage score of the students' reading skill in experimental class (post-test).....	36
Table 4.4	Classification of frequency and percentage score of the students' reading skill in controlled class (post-test).....	36
Table 4.5	Mean score and standard deviation of experimental class and controlled class.....	38
Table 4.6	Distribution the value of t-test and t-table.....	38



LIST OF FIGURES

Figure 1 : Experimental Design.....	25
--	----



LIST OF APPENDICES

Appendix I	: Students Attendance List	43
Appendix II	: Score of Students Pre-test and Post-test in Experimental class (X IIS 3)	47
Appendix III	: Score of Students Pre-test and Post-test in Controlled class (X IIS 2)	49
Appendix IV	: The Mean Score of Experimental and Controlled class	51
Appendix V	: Standard Deviation of Experimental and Controlled class	52
Appendix VI	: The Significance Different.....	54
Appendix VII	: The Distribution of T-Table.....	55
Appendix VIII	: Lesson Plan.....	56
Appendix IX	: Research Instrument	75
Appendix X	: Documentation.....	93

ABSTRACT

Name : Nurfaidah Lestari
Reg. Number : 20400113135
Department/faculty : English Education/Tarbiyah and Teaching Science
Title : *The Use of Teams Games Tournament (TGT) to Develop Students' Reading Skill at the First Grade of SMAN 4 Bone*
Consultant I : Dr. Hj. Djuwairiah Ahmad, M.Pd., M.TESOL.
Consultant II : Andi Asmawati, S.Pd., M.Pd.

This research was about the use of Teams Games Tournament to develop students' reading skill at the first grade of SMAN 4 Bone. There was only one problem statement in this research: To what extent was the Teams Games Tournament (TGT) effective to develop students' reading skill of the first grade of SMAN 4 Bone? The aim of this research was to know whether Teams Games Tournament could develop students' reading skill of the first grade students at SMAN 4 Bone.

This research was quasi experimental design exactly Non-equivalent control group that involving two groups of classes. One group treated as the experimental class and other group treated as controlled class. In the experimental class, the researcher applied Teams Games Tournament (TGT) and in controlled class, the researcher applied conventional teaching strategy.

The population of this research was the first grade students of SMAN 4 Bone which consisted of 259 students. The samples of the research consisted of 74 students which were taken by using purposive sampling, X IPS 3 consisted of 37 students as experimental class and X IPS 2 consisted of 37 students as controlled class. There were two variables in this research: Teams Games Tournament (TGT) as the independent variable and students' reading skill as the dependent variable.

The instrument of this research was reading test. In reading test, the result of the data indicated that there was a significant difference between students' post-test in both experimental and controlled class. In experimental class, the total mean score of post-test was 72.02 was greater than the total mean score in controlled class was 61.62. From the t-test, the researcher found that the value the t-test in the post test was greater than the t-table ($5.94 > 2.000$).

Based on the findings and the discussion of the research, the researcher drew a conclusion that the use of Teams Games Tournament was effective to develop the students' reading skill at the first grade students of SMAN 4 Bone.

CHAPTER I

INTRODUCTION

A. Background

English is community language. It is used to communicate orally and written all around the world, especially among people who have different nationally. Many countries use English as their mother tongue, some of them use English as their second language, and the other use English as their foreign language. In Indonesia, English is still stated as a foreign language.

In English, there are four skills that should be mastered, they are: listening, speaking, reading, and writing. Among the four skills, reading is considered the most crucial one. Reading is useful in leading students to get as much knowledge as they need to improve their ability in acquiring language. In other words, reading could give much knowledge and information about what had been written on text. Through reading, students are able to gain and also enhance various vocabularies, structures, cultures, and other English aspects. Moreover, reading can also help students develop their ability in writing and also speaking due to the extensive knowledge they get from reading that can help them to share it either in spoken or written context.

In short, the success of students' study depends on the greater part of their ability to read. If their reading skill is poor they are very likely to fail in their study or at least they will have difficulties in making progress. In addition, if they have a good ability in reading, they will have a better chance to succeed in their study. But in fact, some of students do not master in reading skill. Based on

researcher's data that researcher got from preliminary observation on September 21st 2016, the researcher found that there some problems related with teaching and learning process, especially in teaching and learning reading. The researcher occasionally found some problems including (1) the teacher strategy was boring. The teacher taught a subject in the text book and asked the students to read the text silently or loudly and the students had to translate it before answering the question that follow. In fact, the students were not interested in reading. (2) The students made noise and played with their friend when the teacher read the material because the teacher read too fast and the students did not understand the vocabularies or sentences used by the teacher because the students lack of vocabularies. (3) The students were not active during reading class. When the teacher asked one of the students to read the text, the students just kept silent and pointed other students to read. It happened because the students were shy to read because they were afraid of pronouncing the words. If the students read the text and mispronounced the word, the other students laughed and it made the students felt reluctance because discouragement.

It was a fact that Senior High School students had various kinds of reading skill problems. The factor came from the strategy that used by the teacher which was a conventional one. The teaching activities only involved listening to the teacher's explanation, reading the text, making list of difficult words, translating the text and answering questions which related to the text. The teaching and learning process was still traditional approach or teacher-centered which made the students lazy to learn. The teacher only focused on how to teach the lesson until

the end of the learning process, they didn't think about the good way to teach their students.

To accomplish the problems that appeared in the classroom, the teacher should get students' interest in reading class. The teacher should use different strategy of teaching reading. Based on *Kurikulum Tingkat Satuan Pendidikan (KTSP)* either *Kurikulum 13 (K13)* demands the teacher to create the active, innovative, creative, enjoyable learning because it will influence the achievement of the students in learning reading. The teacher should try to use an interesting strategy in order to motivate the students to become more active in teaching and learning reading.

One of the methods that could the teacher used was Teams Games Tournaments (TGT). The reason of the researcher chose this strategy because in Teams Games Tournament (TGT), the students demand to be active and they should not be passive learners because they are the centre in learning process. According to Slavin (2008:26) TGT is a method that placed the students in a team work that consists of 4 to 6 members who have different abilities, sex, race or ethnic. By the heterogeneous members for each team, it is hoped can motivate the students for helping each other, the students who have higher ability can help the other who need more explanation to master the learning. The teacher provides the material, and the students work in their team work to ensure that all of the team members have mastered the material.

Related to the explanations above, the researcher decided to carry out a research entitled “*The Use of Teams Games Tournament (TGT) to Develop Student’s Reading Skill at the First Grade of SMAN 4 Bone*”.

B. Research Problem

Based on the background, the researcher formulated the problem statement as follows: To what extent was the Teams Games Tournament (TGT) effective to develop students’ reading skill of the first grade at SMAN 4 Bone?

C. Research Objectives

Related to the problem statement, the objective of this research was to know whether Teams Games Tournament could develop students’ reading skill of the first grade at SMAN 4 Bone.

D. Research Significance

This research was expected to provide significant contribution both theoretically and practically.

1. Theoretical significance

It was expected to provide an empirical evidence to support the learning theory of reading as appropriate, effective, and innovative in teaching students reading skill, especially in using Teams Games Tournament (TGT) strategy.

2. Practical significance

a. For the students

This research was expected to increase the students reading skill. Not only for increasing their achievements, but also to teach the students how to work together in teamwork without differentiate another friend in a class. Moreover,

this research helped the students to practice their reading skill, helped the students to develop their skill in collaborating with other friends, the students practiced to be an instructor when they explained the material for other friends in the group and gave the joyful for the students while doing the games and tournaments.

b. For the teachers

The result of this research was expected to enrich the teachers' method of teaching reading; the teachers would find a new effective teaching process in using Teams Games Tournament for their students especially in reading. In other hand, this research gave further information about one of types of cooperative learning method, called TGT. It would help teachers to manage their class more fun and interesting, especially for teaching reading.

c. For the other researchers

The result of the research was expected to be useful reference for the next researcher that was connected with this method. Moreover, this research also expected to give a new knowledge for the next researcher in order to make a better research in teaching and learning activity. Furthermore, it would help the next researcher to solve the students' and teachers' problem which were similar with this research.

E. Research Scope

In order to avoid misinterpretation of problem, the researcher would like to limit the scope of the study. The researcher wanted to know whether using Teams Games Tournament could develop the students' reading skill. The kind of reading skill that used was reading aloud. The kinds of text that used were descriptive and

narrative text. This research took place at SMAN 4 Bone. The researcher chose the first grade students of SMAN 4 Bone.

F. Operational Definition of Terms

In this section, the researcher would like to give the operational definitions of topic as follows:

1. Teams Games Tournament (TGT)

Teams Games Tournament is a kind of cooperative learning method that grouping some activities, such as presentation, teams, games, tournaments, and team recognition. The students are active doing the activity in the class with understanding the material by doing games. The students divide into some groups with the different academic level achievement that consist of 4-6 students. The student who has higher ability can help the other students who need more explanation. The students cooperate with the others group to answer the question. The group that has the highest score is the winner.

2. Reading Skill

Reading is the ability of the students to read and understand the phrase, word, sentence, paragraph as well as the text. By understanding the text, the students can answer the question from the test.

CHAPTER II

REVIEW OF RELATED LITERATURE

This chapter discussed previous studies related research findings, some pertinent ideas, theoretical frameworks, and hypothesis.

A. *Literature review*

1. Previous Related Research Findings

This chapter presented the literature review which deals with the previous related research findings and pertinent ideas. Many researchers had reported their research about reading and teams games tournament. Some of the findings of related research were presented in the following section.

The first preview finding came from Izza (2010), he studied “*Improving Students’ Understanding on Simple Present Tense by Using Teams Games Tournament (TGT) (A classroom action research with (8th A) grade students of SMP Islam Al-Khoiriyah Pernalang in the Academic Year of 2010/2011)*”. By using TGT method an increase in the students’ achievement had happened after they got some treatments. It was proven by the comparison between the result of the pre-cycle test and the third cycle in which the third cycle result was higher (85.5) than pre-cycle test (55.25) and it was about 30.25.

The second preview finding came from Nurzannah (2010), she studied “*The Use of TGT (Team Games Tournament) to Improve the*

Second Year Students' English Achievement at SMPN 6 Pekanbaru".

From the data analysis, the experimental group showed their improvement in learning English. Comparing with control group, experimental group showed their improvement in learning English. It could be seen from students' scores of post test, the experimental group was 2383 and while the control group was 1970. The result of post-test showed there was different score between two groups that. It meant that the students who were taught using TGT method was better than that of those who were taught using other method.

The third preview finding came from Wakidah (2013), she studied about "*The Effectiveness of Teams Games Tournament (TGT) in Teaching Vocabulary at the Eleventh Grade Students of Vocational Senior High School of Pembaharuan Purworejo in the Academic Year of 2013*". It was concluded that the use of Teams Games Tournament method was effective in teaching vocabulary at the Eleventh Grade Students of Vocational Senior High School of Pembaharuan Purworejo in the academic year of 2013 and the use of Teams Games Tournament method gave a positive contribution towards the students' vocabulary mastery. It could be proved by the result of t-value was 2.57. She consulted the critical value on the t-table using the 5% (0.05) alpha level significance and the degree of freedom was 1.99. It showed that t-value was higher than t-table (2.57>1.99).

To compare with the finding above, the researcher conducted a research with different variable. The first preview finding discussed about using Teams Games tournament in improving students' understanding on simple present tense, the second preview finding discussed about the use of Teams Games Tournament in improving the students' English achievement, and the third preview finding discussed about the effectiveness of Teams Games Tournament in teaching vocabulary.

2. Some Pertinent Ideas

a. Concept of reading

1. Definition of reading

Reading is one of the basic skills of language learning. It cannot be separated from other skills of language learning besides writing, speaking and listening. Those skills must be learned all by English language learners. Reading skill can help improve other language skills. Generally, the skill of reading is developed in societies with literary taste, because it can lead to develop comprehension, enrich vocabulary. Reading as with other skill is more enjoy able to do.

According to Harmer (2007: 99) reading is useful for language acquisition. Provided that students more or less understand what they read, the more they read, the better they get at it. Based on Grellet (1992: 7) reading is a constant process of guessing, and what one brings to the next is often more important than what one finds in it. In reading, the students

should be taught to use what they know to understand unknown elements, whether these are ideas or simple words.

Reading is a process whereby one looks and understands what has been written (Williams, 1996: 2). It means that reading is a process of obtaining meaning from written text. Reading is what happens when people look at a text and assign meaning to the written symbols in that text.

According to J. Estill in Lidiyawanti (2011) Reading is a communication process between the writer and the reader, utilizing written language. In addition, Charles in Lidiyawanti (2001) states that reading is a transmitting of information process where the author tells all the readers about his ideas or messages.

Reading is a receptive skill. Even though, it does not mean that reading is a passive skill. Reading involves a complex process. According to Spratt et al. (2005: 22) when people read, there are some activities involved in the brain such as understanding the text at the level of letters, words and sentence, understanding cohesion and coherence, understanding various kinds of text, relating the text to the knowledge of the world, making sense of the text and using appropriate sub skill. From this explanation, it is clear that reading is an active activity rather than a passive activity.

Reading is the way of easiest to get information. Besides that, the research also can conclude that the basic of reading one of communication

that we use between a writer as a sender's message and a reader as a receiver through written text or the reader catches the idea.

2. Types of reading

Reading skill can be divided into four types, there are:

a) Skimming

Skimming is processes carried out at very high speed with high words per minute (Grabe, 2009: 8). Skimming is also use to determine what a text is about and whether or not reader want to spend more time to reading.

b) Scanning

Scanning is reading technique that uses rapid eye movement and keywords to move quickly through text for slightly different purposes and in order to find specific facts (Risdianto, 2012: 1). Scanning is a skill that requires that you read quickly while looking for specific information. To scan a reading text, you should start at the top of the page and then move your eyes quickly toward the bottom. Generally, scanning is a technique that is helpful when you are looking for the answer to a known question.

c) Intensive reading

Intensive reading is for recalling or total accuracy it is an activity in class way in using reading. It deals with detail content and linguistic study.

d) Extensive reading

Extensive reading is reading longer text, usually for one's own pleasure. This is fluent activity, mainly involving global understanding (Grellet, 1992: 17).

3. Principles of reading

According to Harmer (2001: 70) states those principles of teaching reading are:

- a) Reading is not passive skill. Reading is an incredibly active occupation. To do it successfully, we have to understand what the words mean.
- b) Students need to be engaged with what they are reading.
- c) Students should be encouraged to responds to the content of a reading text, not just to the language. It is important to study reading texts for the way they use language, the number of paragraphs they contain and how many times they use relative clauses.
- d) Match the task to the topic. Once a decision has been taken about what reading text the students are going to read we need choose good reading task, the right kind of questions, engaging and useful puzzle.
- e) Good teacher exploit reading texts to the full. They integrate the reading text into interesting class sequences, using the topic for discussion and further tasks, using the language for study and letter activation.

4. Purposes of reading

Grabe (2009: 9) state that purposes of reading are:

a) Reading to learn

Reading to learn is often carried out in academic and professional settings. It also places more processing demands on the reader because the reader is expected to remember the main ideas and many supporting ideas and be able to recall this information as needed.

b) Reading to search information (skimming and scanning).

Skimming and scanning reading are used to search information which can be practiced by training in high speed reading.

c) Reading to integrate information.

Reading to integrate information requires that the reader synthesize and learn information from multiple texts or bring together information from different part of a long text, such as a long and complex chapter in a text book. The effort to build a strong organizing frame in reading to learn is increased significantly when there are multiple texts that refer to related information, the reader must decide how to create his or her own organizing frame for the information because none is provided by the combined set of texts.

d) Reading to evaluate, critique, and use information.

Reading to evaluate, critique, and use information represents an increased level of demand and a more complex interaction of reading processes. In academic and professional settings, readers are at times

asked to evaluate and critique information from multiple texts, or from one long text, requiring them to make decisions about which aspect of the text are most important, most persuasive, least persuasive, or most controversial.

e) Reading for general comprehension.

When accomplished by a skilled fluent reader, requires very rapid and automatic processing of words, strong skill in forming a general meaning representation of main ideas, and efficient coordination of many processes under very limited time constraints.

Nunan (1989: 34) states that the purposes of reading are:

- a) Reading to obtain information for some purpose or because curious about some topic.
- b) Reading to obtain instructions on how to perform some tasks for work.
- c) Reading to know when or where something will take place or what is available.
- d) Reading to know what is happening or has happened.
- e) Reading for enjoyment and excitement.

5. Factors which influence students' reading skill

The students' reading skill will be influenced by two kinds of factors. These factors come from students itself or named as internal factor and from out of the students itself or named as external factor. According to Rahmawati (2014) factors that influence students' reading skill as follow:

a) Internal factors

- 1) Physical factor are everything about students body, such as eyes, ears, mouth, hand, etc.
- 2) Psychological factors consist of two elements, they are:
 - Intellectual factors are factors which influence student ability in receiving materials, understanding the information or create the ideas, this factor consisting of talent, intelligent, etc.
 - Non intelligent factors are factors which influence student personality, this factor consisting of attitude, interest, motivation, emotion, habit, etc.

b) External factors

In external factor involved several factors, there are:

- 1) Social factors consist of students family environment, school, society where student life, and student group such as students learning group, classmate and playmates.
- 2) Cultural factors such as customs and traditions, knowledge, technology, and art.
- 3) Equipment factors including student learning facilities in home and school.

b. Concept of Teams Games Tournament (TGT)

1. Definition of Teams Games Tournament

TGT cooperative learning is the product of modification from tutorial learning where there a discussion in the cooperative group work

and naming discussion model “think pair share” which is developed by Frank Lyman and Spencer Kagan. TGT method is composed of 5 components, they are: class presentation, teams, games, tournaments, and team recognition (Slavin, 2008: 25). TGT method uses academic games, quizzes, incensement score system where the students as a team representative with another member of team in learning process (Slavin, 2008: 165). TGT method is divided into three parts, they are: teams, game, and tournament. Here TGT method combines these three parts in provide the materials and take the score. It is used to create a group with the students and the leader as a representative of group who help their members of group to understand the materials that is provided.

Teams Games Tournament is a learning that focuses on students grouping with the different academic level achievements in to small group in collaborating that consist of 4-6 students with the heterogeneous members. TGT method is a method that placed the students in a team work who have different abilities, sex, race or ethnic. By the heterogeneous members for each team, it is hoped can motivate the students for helping each other, the students who have higher ability can help the other who need more explanation to master the learning.

2. Component of Teams Games Tournament

The description and components of TGT method as follows:

a) Class Presentation

First, the material is presented in the class directly and it is headed by the teacher. In most case, this is a lecture /discussion, but it can include an audiovisual presentation. Class presentation is focused on the unit of TGT. Thereby the students will attend seriously, because they know that it will help them to answer the quiz, and the questions are given (Slavin, 2008: 144).

b) Teams

Team is consisted of four until six students who represent entire of division class in the academic work, sex, race, and ethnic. Main purpose of the team is to ensure that all of the team members study well and especially to prepare the members able to finish the quiz well (Slavin, 2008: 144). After the teacher presents the material, the team meets to study worksheets or other material. The worksheets may be materials obtained from internet, or they may be teacher-made. Most often, the study takes the form of students quizzing one another to be sure that they understand the content, or working problems together and correcting any misconceptions if teammates make mistakes.

The team is the most important feature of TGT. At every point, the emphasis is on the members doing their best for the team, and on the team doing its best for its members. The team provides the peer

support for academic performance that is important for effects on learning: it also provides the mutual concern and respect that are important for effects on such outcomes as intergroup relations, self-esteem, and acceptance of mainstreamed students.

c) Games

Game is composed of questions that the content is relevant and it is designed to examine the students' knowledge that is acquired from the class presentation and team work implementation (Slavin, 2008: 166). The game is played by the leaders of team and they represent their own team. Games are played at tables of five students, each of whom represents a different team. Most games are simply numbered questions on a ditto sheet. A student picks a number card and attempts to answer the question corresponding to the number. A challenge rule permits players to challenge each other's answers.

d) Tournaments

Tournament is a structure where the game is going on. Usually it is applied in the end of week or unit after the teacher gives the class presentation and teams have been done the group assignment on the sheet of the task. (Slavin, 2008: 166).

e) Team Recognition

Main concept of team recognition is to count individual's and team's progression and give a certificate or another type of recognition (Slavin, 2008: 159). For example, the third position will get good

team, the second one will get very good team and the first position will get a predicate as super team.

3. Phase of Teams games tournament method

When TGT is going to be applied in the class as a method in learning process, some things that must be concerned are:

a) Preparation

Learning material, the teacher should prepare the material of study that will be presented in the class. The materials can be found in the text book or the teacher design the material by themselves. The teacher also should prepare the number card for each student in the class. Preparation of TGT method is as follows:

- 1) Place the students into team. Each team consists of 4-6 students who have different characteristic, both in achievement, race, or ethnic. The students must learn how to coordinate with their group work and not be a student who differentiates their friend.
- 2) Place the students to the first tournament table. Make copies of tournament table placement sheet. On that sheet, write down the list of students based on their work. The student who has high achievement of each team is placed in the first table; the second high achievement is placed in the second table, and so on until the last one of team.

b) How to begin Teams games tournament method

Begin by giving the materials for the students. After giving the materials by class presentation, announce to the students about the team division and ask the students to arrange the table to make team table.

c) Activity schedule

TGT method is composed of regular cycle from the learning activity, as follows: a) Teaching, extend the information of material. It needs 1-2 class periods. b) Team work, the students finish the activity-sheet in their team to master the material. c) Tournament, the students play an academic game in the homogeny ability with the tournament table. d) Team recognition, team score is counted based on the tournament score of each team member, and the team will get the recognition if they succeeded to pass the criteria that have been agreed together.

d) Giving score

Check points of the tournament on the game score sheet. Move them into embrace from their own team. Count up all of the score from each tam and divide it by the members of team.

4. The advantages and disadvantages of teams games tournament

Every method has advantages and disadvantages. As a part of cooperative learning, TGT also has some advantages and disadvantages.

According to Sdayu (2014) the advantages of Teams Games Tournament as follow:

- a) Students can interact in small group
- b) Giving the opportunities for the students to solve problem together
- c) Students will have good attitudes because beside they are responsible of their own selves, they are also responsible of the team
- d) Increase the students' desire in learning
- e) Motivating the students to compete
- f) Providing the good atmosphere in the class
- g) Increase the students' self-esteem, motivation, and respect for others

Meanwhile, the disadvantages of Teams Games Tournament as follow:

- a) Wasting the time, the tournament will take a long time
- b) The absences of the students during the tournament period will disturb the successful of the tournament
- c) It is difficult to develop students' awareness about the importance of team learning. It can make the smart students think that her or his friend is lower than him as a burden of him.

B. Theoretical Framework

Reading is one of the English skills besides speaking, listening and writing. It is the way to understand written messages. According to Nuttal (2000: 2), reading means a result of interaction between a writer's mind and a reader's mind. It is the way how to a reader tries to get the message or the intended meaning from

a writer. In this process, a reader tries to create the meanings intended by the writer, the reader can get the message, and the writer's meaning sense. Reading is one of the most important language skills that should be developed inside and outside the classroom. It is also one of the most common ways to get information.

Reading is the first step in acquisition of knowledge (Ur, 1991). Reading is a very important issue which is not only about enjoyment but also necessity; the basic tool of education. Moreover, according to Westwood (2001), Reading is not an easy subject, because in its study the reader should discover the ideas from a text based on the writer's point of view.

The students' interest to learn a second language is influenced by the lessons and how the teacher teaches them in the classroom (Novianto, 2012). So, if the teacher wants to improve students' language mastery, he / she must be aware of the students' feeling and create a supporting learning atmosphere in the classroom. In teaching reading, the teacher should motivate the students to read actively. If the students are interested, they will be motivated to read. A high motivation to practice reading will improve their reading skill.

According to Westwood (2001), in teaching and learning reading, the problems that usually appeared in the classroom, the students seldom discussed and shared the materials at each other because the reading activity still depended on the teacher's explanation, the teacher always stood in front of them to explain the materials whereas the students listened her explanation. The clever students tended to be active but the other students tended to be passive. Those happened because some clever students dared to ask and share opinion to the teachers but

the other students did not. The students still felt afraid to answer the questions from the teacher and they still felt shy to give their opinions to their teacher.

Moreover, there are few teaching methods that taught students how to read and comprehend a text effectively because in the reading class, teaching and learning processes take more time only in reading the texts and answering some questions related to the texts (Wulandari, 2017). So many students are less motivated and feel bored in learning reading English in the classroom. These make the students do not learn reading optimally. Therefore, to build students' participation and activeness in learning reading, students should discuss and share their ideas and opinion with their friends to create communication. This will help learning process to be more active. One of the learning strategies which can be used by teacher to build communication in the class is Teams Games Tournament strategy.


According to Slavin (2008:26), Teams Games Tournament is a method that placed the students in a team work that consists of 4 to 6 members who have different abilities, sex, race or ethnic. By the heterogeneous members for each team, it is hoped that it can motivate the students for helping each other; students who have higher ability can help the other who need more explanation to master the learning. TGT generally centers the students to work in the group actively and they can share opinions, ask and answer the questions to their group mates. Moreover, Hidayah (2005) said that by studying in the small groups, the students felt more confident to share and ask their opinion to their group mates. The

students are demanded to be active and they should not be passive learners because they are the centre in a learning process.

C. Hypothesis

The hypothesis of the research was formulated as follows:

1. H_1 : The use of Teams Games Tournament could develop the students' reading skill at the first grade of SMAN 4 Bone.
2. H_0 : The use of Teams Games Tournament could not develop the students' reading skill at the first grade of SMAN 4 Bone.



CHAPTER III

RESEARCH METHOD

This chapter discussed about the research design, the research variables, the population and sample, the research instrument, the data collection procedures and the data analysis techniques.

A. Research Design and Variables

The design of this research used quasi experimental research exactly Non-equivalent Control Group design. Quasi experimental research is defined as experimental design which is conducted as if it is look like the real situation (Nunan, 1991: 105). In this case, the researcher wanted to know the significant effect of Teams Games Tournament to develop students' reading skill.

In this experimental design, the researcher evaluated the experimental class before and after given a treatment. Meanwhile, the other class stand as controlled class and isolated from the treatment. In other word, controlled class was not given any treatment. Finally, the researcher compared the influence of the treatment toward an experimental class.

The model of Quasi-Experimental design, exactly Non-equivalent Control Group design:

Figure 2. Quasi-Experimental Design

E	O ₁	X	O ₂
<hr/>			
C	O ₃	-	O ₄

Explanation:

E : Experimental class

C : Controlled class

O₁ : Pretest in experimental class

O₂ : Pretest in controlled class

X : Treatment for experimental class by using Contextual Guessing
Technique

O₃ : Post test in experimental class

O₄ : Post test in controlled class

(Sugiyono, 2007: 116)

This research consisted of two variables, the first was Teams Games Tournament (TGT) as independent variable and the second was students' reading skill as dependent variable.

B. Population and Sample

1. Population

Population is all members of the research subject (Arikunto, 2006: 130). Population is all individuals from whom the data are collected. The population of this research was the first grade students of SMAN 4 Bone in the academic year of 2017/2018. These students were divided into 7 classes which divided into two programs, X IPA 1, X IPA 2, X IPA 3 and X IIS 1, X IIS 2, X IIS 3, X IIS 4. Each class consisted of 37 students. The total numbers of population were 259 students.

2. Sample

Sample is a part of representative populations which is investigated (Arikunto, 2006: 131). The researcher used purposive sampling and chose X IIS 2 and X IIS 3 as object of the research because according to background of knowledge, most of the students in the class had level of knowledge of English were quite enough to compare to other classes. Class X IIS 3 consisted of 37 students as experimental class while X IIS 2 consisted of 37 students as controlled class.

C. Research Instrument

The instrument in this research was reading test. In this research, the researcher used multiple choices that consisted of 20 numbers. The researcher focused on TGT to develop the students' reading skill. The test consisted of pre-test and post-test. The students were given pre-test before the treatment. Pre-test used to find out the students' prior knowledge and it was given to the students at the first meeting before giving the treatment. Post test was used to know whether there was an improvement of the students' reading skill after being treated by using TGT.

D. Procedure of Collecting Data

The techniques that researcher used to get a valid data was test. To get the data, the researcher proceeded with the test which consisted of pre-test and post-test.

1. Pre-test

The test was given to the students before conducting treatments. It was

given to both experimental class and controlled class. The function of pre-test was to get the information about the student's ability in reading before the treatment. Pre-test on whatever instruments were used to assess the effect of the experiment before the treatment was given.

The procedures of pre-test as follows:

- a. The researcher distributed the test to the students
- b. The researcher explained to the student how to work out the test
- c. The student did the test in 30 minutes
- d. The researcher collected the test.

2. Treatment

The treatment was given to the students after giving the pre-test. The experimental class was treated by teaching reading by using Teams Games Tournament. The treatment was given for eight meetings at least.

The treatment of this research was represent as follows:

- a. Presentation, the researcher gave the materials for the students. Usually was done in the form direct teaching, speech, or class discussion.
- b. Team learning, the researcher divided the students into some group, each group consisted of 4-6 heterogeneous students, they worked together to understand the materials that were given, and each member of group should explain the materials for the member who hadn't understood the materials.
- c. Game preparation, the researcher provided some questions that were related with the materials. Then, the researcher prepared the tools for the

game, those were: game cards with the number, score, questions, and the answer of the questions.

- d. Tournament, the researcher provided some questions that were modified to examine the knowledge that the student's got from the class presentation and teamwork. Each group got the chance to choose the number cards in the tournaments table, and tried to answer the question on the card. If each member could not answer the questions, so the question was given for another group, and so on. Group who could answer the question, got score behind the card. These scores would be collected to determine the final score of the group.
- e. Team recognition, team recognition was given for the winner that was who got the highest scores from the tournaments. Besides that, they were also given a reward for learning motivation.

3. Post-test

In the end, the researcher gave post-test to both classes, experimental and controlled class. The function of post-test is to know the result of the experiment and usually on the instruments, after the treatment is given (Muijs, 2004: 18). The data would prove that there was a significant difference for the students reading skill using Teams Games Tournament and without using Teams Games Tournament.

The procedures of post-test as follows:

- a. The researcher distributed the test to the students
- b. The researcher explained to the student how to work out the test

- c. The student did the test in 30 minutes
- d. The researcher collected the test.

E. Technique of Data Analysis

Data analysis is the process of systematically searching and arranging the interview transcripts, field notes, and other materials that is accumulated to increase people understanding of them and to enable people to present what they have discovered to others (Sugiyono, 2007: 334). The purpose of data analysis was to know the differences of student's increase of reading skill using Teams Games Tournament and without using Teams Games Tournament and the significant of students' skill in understanding the reading.

The data were obtained through pre-test and post-test. The researcher used the procedures as follows:

1. Scoring the student's answer by using the following formula.

$$\text{Score} = \frac{\text{Students' correct answer}}{\text{Total number of item}} \times 100$$

(Depdikbud in Sukirman 2010: 36)

2. Classifying the score answer by using scoring rubric

	Scale	Classification
A	90 – 100	Excellent
B	80 – 89	Good
C	70 – 79	Adequate
D	60 – 69	Inadequate/unsatisfactory

F	Bellow 60	Failing/unacceptable
---	-----------	----------------------

(Brown, 2004)

3. Calculating the mean score of the students' answer by using the following formula:

$$\bar{X} = \frac{\sum X}{N}$$

Where:

\bar{X} = mean score

$\sum X$ = the sum of all scores

N = the total number of subject

(Gay, 2006: 320)

4. Finding out the standard deviation by applying this formula:

$$S = \sqrt{\frac{SS}{N-1}}, \text{ where } SS = \sum X^2 - \frac{(\sum X)^2}{N}$$

Where:

SD = Standard Deviation

SS = The sum of square

N = Total number of the subjects

$\sum X^2$ = The sum of all square; each score is squared and all the squares are added up

$(\sum X)^2$ = The square of the sum; all the scores are added up and the sum is square, total.

(Gay, 2006: 321)

5. The formula used in finding out the difference between students' score in pre-test and post-test.

$$t = \frac{\bar{x}_1 - \bar{x}_2}{\sqrt{\left(\frac{SS_1 + SS_2}{n_1 + n_2 - 2}\right) \left(\frac{1}{n_1} + \frac{1}{n_2}\right)}}$$

Where:

t = Test of significance

\bar{x}_1 = Mean score of experimental group

\bar{x}_2 = Mean score of controlled group

SS₁ = Sum square of experimental group

SS₂ = Sum square of controlled group

n₁ = Number of students of experimental group

n₂ = Number of students of controlled group.

(Gay, 2006: 349)

CHAPTER IV

FINDINGS AND DISCUSSION

This chapter consisted of two items, the findings of the research and the discussion of the research findings. In finding item, the researcher showed all of the data which were collected during the research. While in the discussion item, the researcher analyzed all of the data in finding item.

A. Findings

The findings of this research deals with the students' score in the pre-test and the post-test, the students' score classification, the mean score, the significant differences between the score of pre-test and post-test and the hypothesis testing of the faired samples. This finding was described as follows:

1. The classification of students' pre-test score in experimental class and controlled class

Before treatment, the researcher conducted pre-test. The result of pre-test was acquired to know the students' degree in mastering reading text. The following table showed the classification of frequency and percentage the score of students' reading skill of the first grade at SMAN 4 Bone in pre-test of experimental class and controlled class.

Table 4.1
Classification of frequency and percentage score of the students' reading skill in experimental class (Pre-test)

No	Scale	Classification	Frequency	Percentage
1	90 – 100	Excellent	-	-
2	80 – 89	Good	-	-
3	70 – 79	Adequate	6	16.2%
4	60 – 69	Inadequate/unsatisfactory	8	21.6%
5	Bellow 60	Failing/unacceptable	23	62.2%
TOTAL			37	100

Table 4.1 showed the rate percentage of the experimental class score in pre-test from 37 students. It can be seen that none of students (0%) got excellent and good score and there were twenty three (62.2%) got failing/unacceptable score.

Table 4.2
Classification of frequency and percentage score of the students' reading skill in controlled class (Pre-test)

No	Scale	Classification	Frequency	Percentage
1	90 – 100	Excellent	-	-
2	80 – 89	Good	6	16.2%
3	70 – 79	Adequate	6	16.2%
4	60 – 69	Inadequate/unsatisfactory	5	13.5%

5	Bellow 60	Failing/unacceptable	20	54.1%
TOTAL			37	100

Meanwhile, the rate percentage of the controlled class score in pre-test from 37 students at **Table 4.2**. it can be seen that there were twenty (54.1%) got failing/unacceptable score and six students (16.2%) got good score.

Based on **Table 4.1 and Table 4.2** showed the rate percentage of the pre-test in the experimental class and controlled class. From the tables above, it could be concluded that the rate percentage of pre-test in experimental class was lower than the rate percentage of pre-test in controlled class. In the experimental class there were 23 (62.2%) students obtained failing/unacceptable score. While, in the controlled class, there were 20 (54.1%) students obtained failing/unacceptable score, it meant that the score and percentages of pre-test in controlled class were better than of pre-test in experimental class.

2. The classification of students' post-test score in experimental class and controlled class

The following table showed the classification of frequency and percentage the score of students' reading skill of the first grade at SMAN 4 Bone in post-test of experimental class and controlled class.

Table 4.3
Classification of frequency and percentage score of the students' reading skill in experimental class (Post-test)

No	Scale	Classification	Frequency	Percentage
1	90 – 100	Excellent	-	-
2	80 – 89	Good	13	35.1%
3	70 – 79	Adequate	16	43.3%
4	60 – 69	Inadequate/unsatisfactory	4	10.8%
5	Bellow 60	Failing/unacceptable	4	10.8%
TOTAL			37	100

Table 4.3 showed the rate percentage of the experimental class score in post-test from 37 students. It can be seen that the students' score were increase. There were sixteen (43.3%) got adequate score and four students (10.8%) got failing/unacceptable scores.

Table 4.4
Classification of frequency and percentage score of the students' reading skill in controlled class (Post-test)

No	Scale	Classification	Frequency	Percentage
1	90 – 100	Excellent	-	-
2	80 – 89	Good	4	10.8%
3	70 – 79	Adequate	12	32.4%

4	60 – 69	Inadequate/unsatisfactory	5	13.5%
5	Bellow 60	Failing/unacceptable	16	43.3%
TOTAL			37	100

Meanwhile in controlled class, the rate percentage of controlled class score from 37 students, it can be seen that there were four students (10.8%) got good score and most of the students (43.3%) got failing/unacceptable score.

Table 4.3 and **Table 4.4** indicated the rate percentage of the post-test in the experimental class and controlled class. From the tables above, it could be concluded that the rate percentage in the post-test of experimental class was higher than the rate percentage in the post-test of controlled class. In the experimental class four students (10.8%) got failing/unacceptable score. While, in the control class there was sixteen (43.3%) students got failing/unacceptable score, it meant that the score and percentages of post-test in experimental class were better than of post-test in controlled class and it could be concluded that the students had improvement after giving treatment by using Teams Games Tournament.

3. The Mean Score and Standard Deviation of Experimental Class and Controlled Class

After calculating the result of the students score, the mean score and standard deviation or both classes were presented the following table:

Table 4.5
The mean score and standard deviation of experimental class and controlled class

Class	Pre-test		Post-test	
	Mean Score	Standard Deviation	Mean Score	Standard Deviation
Experimental	54.72	9.49	72.02	9.08
Controlled	54.59	18.49	61.62	12.02

The table above showed that, the mean score of experimental class in the pre-test was 54.72 and the standard deviation was 9.49, while the mean score of controlled class in pre-test was 54.59 and the standard deviation 18.49. While the mean score of experimental class in post-test was 72.02 and the standard deviation was 9.08, and the mean score of controlled class in post-test was 61.62 and the standard deviation was 12.02. It could be concluded from both of the tests; the experimental class gained greater mean score in the post test than the controlled class.

4. Test of Significance Testing

The significant score between experimental and controlled class could be known by using t-test. The result of t-test could be seen in table 4.4 as follows:

Table 4.6
Distribution the value of t-test and t-table

Variable	t-test value	t-table value
$\bar{X}_1 - \bar{X}_2$	5.94	2.000

Table 4.6 showed the result of test of significance testing. For the level of significance (p) 0, 05 and the degree of freedom (df) $(N_1 + N_2) - 2 = (37 + 37) - 2 = 72$, showed that the value of the t-test was higher than t-table. The result of the test clearly showed that there was a significant difference between the students' score in the experimental and controlled class after the treatment of Teams Games Tournament. It indicated that Teams Games Tournament was effective in improving students' reading skill. It meant H_0 was rejected and H_1 was accepted because the t-test was higher than t-table ($5.94 > 2.000$). Therefore, the hypothesis of the research was accepted.

B. Discussion

The result of this research showed that the students' scores were higher after the treatment in the experimental class using Teams Games Tournament. The score of the students improved by using Teams Games Tournament. The students in the experimental class showed their improvement more than the controlled class. Most of the students were in the good score. The use of Teams Games Tournament was effective in improving students reading skill.

The analysis of the mean score gap in the post test between the experimental class and the controlled class ensured if the strategy used was effective. The mean score of the experimental class was 72.02 and 61.62 for controlled class. It meant the gap of the students' score of the experimental and controlled class was 10.4. The

explanation of the gap between the two classes indicated that the experimental class showed high improvement than the controlled class.

Some findings from experts that supports the findings of this thesis; there were Izza (2010) who stated that the use of TGT method could increase the students' understanding on simple present tense. The increase in students' achievement would also be determined by a learning situation and the strategy used to teach them, it should be appropriate with the level of the learners. Besides that, Nurzannah (2010) stated that the students who were taught using TGT method was better than that of those who were taught using other method. Moreover, Wakidah (2013) stated that the use of Teams Games Tournament method was effective in teaching vocabulary and the use of Teams Games Tournament method gave a positive contribution towards the students' vocabulary mastery.

Based on the result above, it could be concluded that using TGT method could motivate students to engage in language learning especially to improve their ability in reading a text. Briefly, the reading achievement in the experiment class had proven that TGT method could be good medium in improving students' reading skill. It also could be concluded that the first grade students of SMAN 4 Bone had good achievement after learning reading by Teams Games Tournament. In the other words, there was an effect of using Teams Games Tournament toward the development the students' reading skill at the first grade students of SMAN 4 Bone.

CHAPTER V

CONCLUSION AND SUGGESTION

This chapter presented the conclusions as well as few suggestions of this study. Suggestions were taken based on findings and conclusions obtained in this research.

A. Conclusions

Based on the result of the data analysis, research findings, and discussion in the previous chapter, the researcher concluded that:

The use of Teams Games Tournament was effective in teaching reading at the first grade of SMAN 4 Bone. The students' reading skill before applied Teams Games Tournament was still low. It was different from the students' reading skill after applied Teams Games Tournament. It was found in students post-test was higher than the pre-test, which proved that applied of Teams Games Tournament in learning English contributed to the students' more effective in teaching reading especially in narrative text and descriptive text.

B. Suggestions

There were a lot of learning strategies or methods to be used in teaching learning progress. But, Teams Games Tournament was an alternative way of teaching reading. Here were some suggestions as follows:

1. By applying various techniques, such as Teams Games Tournament, as alternative techniques in teaching English, teacher could help students to increase their ability in learning English skills, especially reading. Teams Games Tournaments technique could be used in order to make the

students more interested and more active in reading text so that they might not be bored in learning reading in English.

2. The teacher should find out the methods that could be used to extend the information for the students, where the methods must be appropriated with the materials that will be given.
3. The teacher should have many ideas to make the teaching and learning process is not monotonous.
4. The teacher should know the students difficulties in reading to help them so that they could solve their problem and get out from their difficulties.
5. The students should be good learners; they should involve themselves in the classroom and pay attention to their teacher.
6. For the further researcher suggested to find out much references about Teams Games Tournament.

BIBLIOGRAPHY

- Alyousef, Hesyam Suleiman. *Teaching Reading Comprehension to ESL/ELF Learners*. Journal of Language Learning. Vol 5 Retrieved on Thursday, 07 July 2016 at <http://www.learningdomain.com/Reading.Introdu.pdf>. 2005.
- Arikunto, Suharsimi. *Manajemen Penelitian*. Jakarta: Rineka Cipta. 1990.
- Arikunto, Suharsimi. *Prosedur Penelitian Suatu Pendekatan Praktek*. Jakarta: PT Rineka Cipta. 2006.
- Arikunto, Suharmisi. *Prosedure Penelitian Suatu Pendekatan Praktek*. Jakarta: PT Rineka Cipta. 2010.
- Brown, Douglas H. *Language Assessment; Principles and Classroom Practice*. Unites States of America: Pearson Education, Inc. 2004.
- Gay, L.R, G.E. Mills. *Educational Research (Competencies for Analysis and Applications)*. USA: Pearson. 2006
- Grabe, William. *Reading in a Second Language (Moving from Theory to Practice)*. Cambridge University Press. 2009.
- Grelet, Francoise. *Developing reading skills: a practical guide to reading comprehension exercise*. Cambridge: Cambridge University Press. 1992
- Harmer, Jeremy. *The Practice of English Language Teaching: Third Edition*. New York: Pearson Education. 2001.
- Harmer, Jeremy. *How to teach English*. Britain: Pearson Longman. 2007
- Hornby. *Oxford Advanced Learners Dictionary of Current English*. New York: Oxford University Press. 1974.
- Hidayah, Khusnul. *Perbedaan Prestasi Belajar Antara Siswa yang Diajar meggunakan Pembelajaran kooperatif Model TGT dan siswa yang Diajar menggunakan Ekspository pada Pokok Bahasan Toeroma Phytagoras di MTSN II Malang*. A thesis of State University of Malang. 2005.
- Izza, U.A. *Improving Students' Understanding on Simple Present Tense by Using Teams Games Tournament (TGT) (A classroom action research with (8th A) grade students of SMP Islam Al-Khoiriyah Pemalang in the Academic Year of 2010/2011)*. A thesis of Walisongo State Institute for Islamic Studies Semarang. 2010.

- Lidiyawanti. *The Influence of using Guided Reading Method to Improve the Students' Reading Comprehension at SMPN 1 Rumbia kabupaten Jeneponto*. A Thesis of UIN Alauddin Makassar. 2009.
- Muijs, Daniel. *Effective Teaching*. Yogyakarta: Pustaka Belajar. 2008.
- Novianto, Bagus. *Improving Reading Comprehension Skill by Using Jigsaw Technique at The Second Year of SMAN 1 Kalasan Yogyakarta in The Academic Year of 2011/2012*. A thesis of Yogyakarta State University. 2012.
- Nunan, David. *Language Teaching Methodology: A Textbook for Teachers*. London: Prentice-Hall International (UK) Ltd. 1991.
- Nurzannah, Siti. *The Use of TGT (Team Games Tournament) to Improve the Second Year Students' English Achievement at SMPN 6 Pekanbaru*. A thesis of Islamic University of Riau. 2010.
- Nuttal, Christine. *Teaching Reading Skill in a Foreign Language*. Oxford: Heinemann. 2000.
- Oxford University Press. *Oxford Learner's Pocket Dictionary*. 4th Ed. New York: Oxford University Press. 2008.
- Rahmawati, Astri. *The Use of Group Investigation Strategy to Improve Students' Reading Skill (A Classroom Action Research of X.2 Class of MAN Tenganan, Semarang in the Academic Year 2013/2014)*. A thesis of State Institute for Islamic Studies (STAIN) Salatiga. 2014.
- Risdianto, Faizal. *Effective & Efficient Reading*. Solo: Rustam Publishing. 2012.
- Sdayu, Agung. *The Effectiveness of Using Teams Games Tournaments (TGT) in Teaching Reading of Narrative Text (A Quasi-Experimental Study at SMPN 1 Pakuhaji)*. A thesis of UIN Syarif Hidayatullah Jakarta. 2014
- Slavin, E. Robert. *Cooperative Learning: Teori, Riset, dan Praktik*. Bandung: Nusa Media. 2008.
- Snow, Catherine & chair. *Reading for Understanding*. Santa Monica: Rand Education. 2002.
- Spratt, M. et al. 2005. *The TKT (Teaching Knowledge Test) Course*. Cambridge: Cambridge University Press.
- Sugiyono. *Metode Penelitian Pendidikan Pendekatan Kuantitatif, Kualitatif dan R&D*. Bandung : Alfabeta. 2007.

Sukirman, *The Ability of The Fifth Semester Students of English Language and Literature Department at Alauddin Islam State University Makassar in Analyzing Sentence in Reading Text Using Cooperative Learning*. Makassar. A thesis of UIN Alauddin Makassar. 2010.

Ur, Penny. *A Course in Language Teaching: Practice and Theory*. UK: Cambridge University Press. 1991

Wakidah, Siti. *The Effectiveness of Teams Games Tournament (TGT) in Teaching Vocabulary at the Eleventh Grade Students of Vocational Senior High School of Pembaharuan Purworejo in the Academic Year of 2013*. A thesis of University of Purworejo. 2013.

Westwood, Peter. *Reading and Learning Difficulties: Approaches to Teaching and Assessment*. Camberwell: Acer Press. 2001.

Williams, Eddie. *Reading in the Language Classroom*. Hertfordshire: Phoenix ELT. 1996.

Wulandari, S. D. *The Implementation of Treffinger Model to Improve Students' Ability in Determining the Main Idea of Paragraph at SMA Swasta Galih Agung*. A thesis of State Islamic University of North Sumatera Medan. 2017





UNIVERSITAS ISLAM NEGERI
ALAUDDIN
M A K A S S A R

37	Nurul Mutiara	✓	a	✓	✓	✓	✓	✓	✓	✓	✓
----	---------------	---	---	---	---	---	---	---	---	---	---

The Researcher

Nurfaidah Lestari



APPENDIX I
Students' Attendance List (Controlled Class)

NO	Name of Students	1	2	3	4	5	6	7	8	9	10
1	Hasniar	✓	✓	✓	✓	✓	✓	✓	✓	✓	✓
2	Hasri	✓	✓	a	✓	✓	✓	✓	✓	✓	✓
3	Herdiansyah	✓	✓	✓	✓	✓	✓	✓	✓	✓	✓
4	Heriyanti	✓	✓	✓	✓	✓	✓	✓	✓	✓	✓
5	Herlina	✓	✓	✓	✓	✓	✓	✓	✓	✓	✓
6	Herlina Saleh	✓	✓	✓	✓	✓	✓	✓	✓	✓	✓
7	Herman Darmawansyah	✓	✓	✓	✓	✓	i	✓	✓	✓	✓
8	Herman AL	✓	✓	✓	✓	✓	✓	a	✓	✓	✓
9	Hidayatullah	✓	✓	✓	✓	✓	✓	✓	✓	✓	✓
10	Hidayatullah	✓	✓	✓	✓	✓	✓	✓	✓	✓	✓
11	Ilham Fauzan	✓	✓	✓	✓	✓	✓	✓	✓	✓	✓
12	Intan Fera Kartini	✓	a	✓	✓	✓	✓	✓	✓	✓	✓
13	Irgi Ahmad Faharesi	✓	✓	✓	✓	✓	✓	✓	✓	✓	✓
14	Ismawati	✓	✓	✓	✓	✓	✓	✓	✓	✓	✓
15	Iswan	✓	✓	✓	✓	✓	✓	✓	✓	✓	✓
16	Iswandi	✓	✓	✓	✓	✓	✓	✓	✓	✓	✓
17	Jumardi	a	✓	✓	✓	✓	✓	✓	✓	✓	✓
18	Jumbra Salisa	✓	✓	✓	✓	✓	✓	✓	✓	✓	✓
19	Jumriani	✓	✓	✓	✓	✓	✓	✓	✓	✓	✓
20	Jusmawati	✓	✓	✓	✓	✓	a	✓	✓	✓	✓
21	Kamistang	✓	✓	✓	✓	✓	✓	✓	✓	✓	✓
22	Kasding	✓	✓	✓	✓	✓	✓	✓	✓	✓	✓
23	Kasmiwati	✓	✓	✓	✓	✓	✓	✓	✓	✓	✓
24	Kasnatang	✓	✓	✓	✓	✓	✓	✓	✓	✓	✓
25	Lisa	✓	✓	✓	✓	✓	✓	✓	✓	✓	✓
26	Lukman Jaya	✓	✓	✓	✓	✓	✓	✓	✓	✓	✓
27	Maezar	✓	✓	✓	✓	✓	✓	✓	✓	✓	✓
28	Mami Jusmiandar	✓	✓	✓	✓	✓	✓	✓	✓	✓	i
29	Masnaya Patimah	✓	✓	✓	✓	✓	✓	✓	✓	✓	✓
30	Melyana	✓	✓	✓	✓	✓	✓	✓	✓	✓	✓
31	Miswar	✓	✓	✓	✓	✓	✓	✓	✓	✓	✓
32	Muh. Adri	✓	✓	a	✓	✓	✓	✓	✓	✓	✓
33	Muh. Asrul	✓	✓	✓	✓	✓	✓	✓	✓	✓	✓
34	Muh. Asrullah	✓	✓	✓	✓	✓	✓	✓	✓	✓	✓
35	Muh. Fikran	✓	✓	✓	✓	✓	✓	✓	✓	✓	✓
36	Muh. Ismail	✓	✓	✓	✓	a	✓	✓	✓	✓	✓

37	Muh. Ismail	✓	✓	✓	✓	✓	✓	✓	✓	✓	✓
----	-------------	---	---	---	---	---	---	---	---	---	---

The Researcher


Nurfaidah Lestari



APPENDIX II
*The Row Score of the Students' Pre-test and Post-test
 in Experimental Class*

No	Name	Pre-test		Post-test	
		Score (X)	X_1^2	Score (X)	X_1^2
1	Muh. Ridwan	40	1600	50	2500
2	Muh. Rizan	50	2500	70	4900
3	Muh. Yasir	70	4900	55	3025
4	Muh. Ryaz Alim	50	2500	70	4900
5	Muhammad Akmal	40	1600	60	3600
6	Muhammad Fadhli	70	4900	80	6400
7	Muhammad Lutfi Aidil	45	2025	65	4225
8	Muhammad Nasrin	55	3025	70	4900
9	Muhammad Tang	60	3600	75	5625
10	Musdalifah	50	2500	75	5625
11	Mustang	45	2025	80	6400
12	Mustika Zam Jayanti	60	3600	70	4900
13	Nanang Khosim	50	2500	65	4225
14	Nasrul Gunawan	65	4225	80	6400
15	Nengsi	55	3025	70	4900
16	Nur Aulia Safira	65	4225	70	4900
17	Nur Hikmah	70	4900	70	4900
18	Nur Rahma RW Alif	50	2500	65	4225
19	Nur Rahmah	65	4225	70	4900
20	Nur Reski Amelia	70	4900	80	6400
21	Nurafnita	50	2500	70	4900
22	Nurfadillah Nurdin	60	3600	75	5625
23	Nurhaslina	50	2500	80	6400
24	Nurhikmah	50	2500	80	6400
25	Nurlina	45	2025	75	5625
26	Nur Rahmi	60	3600	80	6400
27	Nurwahyudi Nurdin	50	2500	75	5625


28	Nuryani	50	2500	85	7225
29	Putera Ramadhana	45	2025	55	3025
30	Rahmawati	70	4900	80	6400
31	Rahmi	55	3025	85	7225
32	Rais Abdillah	50	2500	80	6400
33	Ramli	40	1600	50	2500
34	Rangga Kusuma Dewa	50	2500	80	6400
35	Resmita	60	3600	75	5625
36	Rezky	45	2025	70	4900
37	Nurul Mutiara	70	4900	80	6400
Total		2025	114075	2665	194925
Mean score		54.72	3083.10	72.02	5628.24



APPENDIX II
*The Row Score of the Students' Pre-test and Post-test
 in Controlled Class*

No	Name	Pre-test		Post-test	
		Score (X)	X_1^2	Score (X)	X_1^2
1	Hasniar	40	1600	55	3025
2	Hasri	35	1225	65	4225
3	Herdiansyah	50	2500	50	2500
4	Heriyanti	35	1225	75	5625
5	Herlina	30	900	60	3600
6	Herlina Saleh	70	4900	80	6400
7	Herman Darmawansyah	80	6400	75	5625
8	Herman AL	60	3600	70	4900
9	Hidayatullah	60	3600	55	3025
10	Hidayatullah	70	4900	50	2500
11	Ilham Fauzan	80	6400	55	3025
12	Intan Fera Kartini	75	5625	70	4900
13	Irgi Ahmad Faharesi	35	1225	70	4900
14	Ismawati	30	900	50	2500
15	Iswan	60	3600	40	1600
16	Iswandi	75	5625	70	4900
17	Jumardi	80	6400	70	4900
18	Jumbra Salisa	30	900	50	2500
19	Jumriani	30	900	40	1600
20	Jusmawati	85	7225	70	4900
21	Kamistang	45	2025	55	3025
22	Kasding	25	625	55	3025
23	Kasmiwati	80	6400	50	2500
24	Kasnatang	50	2500	70	4900
25	Lisa	60	3600	60	3600
26	Lukman Jaya	60	3600	80	6400
27	Maezar	55	3025	60	3600

28	Mami Jusmiandar	55	3025	75	5625
29	Masnaya Patimah	70	4900	80	6400
30	Melyana	80	6400	70	4900
31	Miswar	50	2500	45	2025
32	Muh. Adri	30	900	50	2500
33	Muh. Asrul	40	1600	70	4900
34	Muh. Asrullah	30	900	45	2025
35	Muh. Fikran	70	4900	50	2500
36	Muh. Ismail	55	3025	65	4225
37	Muh. Ismail	55	3025	80	6400
Total		2020	122600	2280	145700
Mean score		54.59	3313.51	61.62	3937.83



APPENDIX III

The Mean Score of Experimental Class and Controlled Class

A. Experimental Class

1. Pre-test

$$\begin{aligned}\bar{X}_1 &= \frac{\sum X}{N} \\ &= \frac{2}{3}\end{aligned}$$

$$\bar{X}_1 = 54.72$$

2. Post-test

$$\begin{aligned}\bar{X}_1 &= \frac{\sum X}{N} \\ &= \frac{2}{3}\end{aligned}$$

$$\bar{X}_1 = 72.02$$

B. Controlled class

1. Pre-test


$$\begin{aligned}\bar{X}_2 &= \frac{\sum X}{N} \\ &= \frac{2}{3}\end{aligned}$$

$$\bar{X}_2 = 54.59$$

2. Post-test

$$\begin{aligned}\bar{X}_2 &= \frac{\sum X}{N} \\ &= \frac{2}{3}\end{aligned}$$

$$\bar{X}_2 = 61.62$$



APENDIX IV

Standard Deviation of Experimental Class and Controlled Class

a. Experimental class

1. Pre-test

$$S = \sqrt{\frac{S_1}{n-1}}$$

Where:

$$\begin{aligned} S_1 &= \sum X_1^2 - \frac{(\sum X_1)^2}{n} \\ &= 114075 - \frac{(2 \quad)^2}{3} \\ &= 114075 - \frac{4}{3} \\ &= 114075 - 110827.70 \\ &= 3247.3 \end{aligned}$$

$$S = \sqrt{\frac{S_1}{n-1}}$$

$$\begin{aligned} &= \sqrt{\frac{3 \quad .3}{3}} \\ &= \sqrt{90.20} \\ &= 9.49 \end{aligned}$$

2. Post-test

$$S = \sqrt{\frac{S_1}{n-1}}$$

Where:

$$\begin{aligned} S_1 &= \sum X_1^2 - \frac{(\sum X_1)^2}{n} \\ &= 194925 - \frac{(2 \quad)^2}{3} \\ &= 194925 - \frac{7}{3} \\ &= 194925 - 191952.02 \\ &= 2972.98 \end{aligned}$$

$$S = \sqrt{\frac{S_1}{n-1}}$$

$$\begin{aligned} &= \sqrt{\frac{2 \quad .9}{3}} \\ &= \sqrt{82.58} \\ &= 9.08 \end{aligned}$$

UNIVERSITAS ISLAM NEGERI

ALAUDDIN

M A K A S S A R

b. Controlled class

1. Pre-test

$$S = \sqrt{\frac{S_1}{n-1}}$$

Where:

$$\begin{aligned} S_1 &= \sum X_1^2 - \frac{(\sum X_1)^2}{n} \\ &= 122600 - \frac{(2 \quad)^2}{3} \\ &= 122600 - \frac{4 \quad}{3} \\ &= 122600 - 110281.08 \\ &= 12318.92 \end{aligned}$$

$$S = \sqrt{\frac{S_1}{n-1}}$$

$$= \sqrt{\frac{1 \quad .9}{3}}$$

$$= \sqrt{342.19}$$

$$= 18.49$$

2. Post-test

$$S = \sqrt{\frac{S_1}{n-1}}$$

Where:

$$\begin{aligned} S_1 &= \sum X_1^2 - \frac{(\sum X_1)^2}{n} \\ &= 145700 - \frac{(2 \quad)^2}{3} \\ &= 145700 - \frac{5 \quad}{3} \\ &= 145700 - 140497.29 \\ &= 5202.71 \end{aligned}$$

$$S = \sqrt{\frac{S_1}{n-1}}$$

$$= \sqrt{\frac{5 \quad .7}{3}}$$

$$= \sqrt{144.51}$$

$$= 12.02$$

APENDIX V
The significant Difference

$$\bar{X}_1 = 72.02 \qquad SS_1 = 2972.98$$

$$\bar{X}_2 = 61.62 \qquad SS_2 = 5202.71$$

1. T-test

$$t = \frac{\bar{X}_1 - \bar{X}_2}{\sqrt{\left(\frac{S_1^2 + S_2^2}{n_1 + n_2 - 2}\right)\left(\frac{1}{n_1} + \frac{1}{n_2}\right)}}$$

$$t = \frac{7.0 - 6.6}{\sqrt{\left(\frac{2.9 + 5.7}{3 + 3 - 2}\right)\left(\frac{1}{3} + \frac{1}{3}\right)}}$$

$$t = \frac{1.4}{\sqrt{\left(\frac{8.6}{7}\right)\left(\frac{2}{7}\right)}}$$

$$t = \frac{1.4}{\sqrt{(1.5)(0.02857)}}$$

$$t = \frac{1.4}{\sqrt{3.0}}$$

$$t = \frac{1.4}{1.7}$$

$$t_{hitung} = 5.94$$



UNIVERSITAS ISLAM NEGERI

ALAUDDIN

2. T-table

For level of significance (α) = 0,05

Degree of freedom (df) = $(N_1 + N_2) - 2 = 37 + 37 - 2 = 72$

t-Table = 2,000

APPENDIX VI
Distribution of t-Table

Df	Level of Significance for two-tailed test					
	0,5	0,2	0,1	0,05	0,02	0,01
	Level of Significance for one-tailed test					
	0,25	0,1	0	0,025	0,01	0.005
1	1.000	3.078	6.314	12.706	31,821	63.657
2	0.816	1.886	2.920	4.303	6.965	9.926
3	0.765	1.638	2.353	3.183	4.541	5.841
4	0.741	1.533	2.132	2.776	3.747	4.604
5	0.727	1.476	2.015	2.571	3.365	4.032
6	0.718	1.440	1.943	2.447	2.143	3.707
7	0.711	1.451	1.895	2.365	2.998	3.499
8	0.706	1.397	1.860	2.306	2.896	3.355
9	0.703	1.383	1.833	2.262	2.821	3.250
10	0.700	1.372	1.812	2.226	2.764	3.169
11	0.697	1.363	1.769	2.201	2.718	3.106
12	0.695	1.356	1.782	2.179	2.681	3.055
13	0.694	1.350	1.771	2.160	2.650	3.120
14	0.692	1.345	1.761	2.143	2.624	2.977
15	0.691	1.341	1.753	2.331	2.604	2.947
16	0.690	1.337	1.746	2.120	2.583	2.921
17	0.689	1.333	1.740	2.110	2.567	2.898
18	0.688	1.330	1.734	2.101	2.552	2.878
19	0.688	1.328	1.729	2.093	2.539	2.861
20	0.687	1.325	1.725	2.086	2.528	2.845
21	0.686	1.323	1.721	2.080	2.518	2.831
22	0.686	1.321	1.717	2.074	2.505	2.819
23	0.685	1.319	1.714	2.070	2.500	2.807
24	0.685	1.318	1.711	2.640	2.492	2.797
25	0.684	1.316	1.708	2.060	2.485	2.787
26	0.684	1.315	1.706	2.056	2.479	2.779
27	0.684	1.314	1.703	2.052	2.473	2.771
28	0.683	1.313	1.701	2.048	2.467	2.763
29	0.683	1.311	1.699	2.045	2.462	2.756
30	0.683	1.310	1.697	2.042	2.457	2.750
40	0.681	1.303	1.684	2.021	2.423	2.704
60	0.679	1.296	1.671	2.000	2.390	2.660
120	0.677	1.289	1.658	2.890	2.358	2.617

APPENDIX VIII*Lesson Plan***RENCANA PELAKSANAAN PEMBELAJARAN****(RPP)**

Nama sekolah : SMAN 4 Bone
Mata Pelajaran : Bahasa Inggris
Kelas/Semester : XI / 1
Alokasi Waktu : 8 x 45 menit (4 x Pertemuan)
Topik Pembelajaran : Narrative text

A. Kompetensi Inti

- KI.1: Menghayati dan mengamalkan ajaran agama yang dianutnya
- KI.2: Menghayati dan mengamalkan perilaku jujur, disiplin, tanggung jawab, peduli (gotong royong, kerjasama, toleran, dan damai), santun, responsif dan proaktif dan menunjukkan sikap sebagai bagian dari solusi atas berbagai permasalahan dalam berinteraksi secara efektif dengan lingkungan sosial dan alam serta dalam menempatkan diri sebagai cerminan bangsa dalam pergaulan dunia
- KI.3: Memahami, menerapkan, menganalisis pengetahuan faktual, konseptual, procedural, berdasarkan rasa ingin tahunya tentang ilmu pengetahuan, teknologi, seni, budaya, dan humaniora dengan wawasan kemanusiaan, kebangsaan, kenegaraan, dan peradaban terkait penyebab fenomena dan kejadian, serta menerapkan pengetahuan procedural pada bidang kajian yang spesifik sesuai dengan bakat dan minatnya untuk memecahkan masalah.
- KI.4: Mengolah, menalar, dan menyaji dalam ranah konkret dan ranah abstrak terkait dengan pengembangan dari yang dipelajarinya di sekolah secara mandiri, dan mampu menggunakan metode sesuai kaidah keilmuan.

B. Kompetensi Dasar

- 1.1 Mensyukuri kesempatan dapat mempelajari Bahasa Inggris sebagai bahasa pengantar komunikasi internasional yang diwujudkan dalam semangat belajar.
- 2.2 Menunjukkan perilaku jujur, disiplin, percaya diri, dan bertanggung jawab dalam melaksanakan komunikasi transaksional dengan guru dan teman.
- 3.3 Memahami tujuan, struktur teks, dan unsur kebahasaan dari teks lisan dan tulis untuk mengekspresikan perhatian, simpati, pernyataan duka cita, dan juga teks narasi
- 4.4 Menyusun teks lisan dan tulis sederhana untuk mengekspresikan perhatian, simpati, pernyataan duka cita, dan juga teks narasi dengan memperhatikan tujuan, struktur teks, dan unsure kebahasaan secara benar dan sesuai dengan konteks.

C. Indikator pencapaian kompetensi**Mengamati**

1. Siswa membaca dan mengamati narrative text.
2. Siswa menerjemahkan narrative text.
3. Siswa mengidentifikasi struktur dasar dalam narrative text.

Mempertanyakan

1. Dengan bimbingan dan arahan dari guru, siswa menanyakan perbedaan antara narrative text dengan bentuk teks lain yang ada dalam Bahasa Inggris.
2. Siswa memperoleh kosakata baru saat membaca narrative text.
3. Siswa mengetahui elemen apa saja yang terdapat dalam narrative text.

Mengeksplorasi

1. Siswa membacakan narrative text bergiliran dengan teman-temannya.
2. Siswa menjawab pertanyaan yang berkaitan dengan narrative text yang sudah dibacakan.
3. Siswa dapat menganalisa tenses yang digunakan dalam narrative text.

Mengasosiasi

1. Siswa menunjukkan general struktur dari narrative text tersebut.
2. Siswa mengerjakan soal pilihan ganda terkait informasi yang terdapat dalam narrative text.

Mengkomunikasikan

1. Siswa mengungkapkan kosa kata baru yang telah mereka dapatkan dari narrative text yang diberikan.
2. Siswa mengungkapkan kesulitan dalam mengidentifikasi narrative text dalam Bahasa Inggris.

D. Tujuan Pembelajaran

1. Peserta didik dapat memahami dan mengenali narrative text.
2. Peserta didik dapat mengidentifikasi setiap struktur narrative text.
3. Peserta didik dapat memperoleh kosa kata baru dari narrative text yang diberikan.
4. Peserta didik dapat menjawab soal pilihan ganda terkait dengan informasi yang terdapat dalam narrative text.

E. Materi Pembelajaran

UNIVERSITAS ISLAM NEGERI
Narrative Text

Definition of Narrative Text

Narrative text is a text that tells a story to amuse and entertain the audience.

The purpose of narrative Text

The Purpose of Narrative Text is to amuse or to entertain the reader with a story.

Generic Structures of Narrative Text

1. Orientation

Sets the scene: where and when the story happened and introduces the participants of the story: who and what is involved in the story.

2. Complication

Tells the beginning of the problems which leads to the crisis (climax) of the main participants.

3. Resolution

The problem (the crisis) is resolved, either in a happy ending or in a sad (tragic) ending.

4. Re-orientation/Coda

This is a closing remark to the story and it is optional. It consists of a moral lesson, advice or teaching from the writer.

Language Features / ciri kebahasaan:

- Using past action verb: Climbed, Turned, Brought, etc.
- Using specific noun as pronoun of person, animal in the story. Example: The king, the queen, etc.
- Using time connectives and Conjunctions to arrange the events. Examples: Then, before, after, soon, etc.
- Using adverbs to show the location of events. Examples: Here, in the mountain, ever after, etc.
- Using Past Tense

Example of Narrative Text

Snow White and the Seven Dwarfs

Once upon a time there lived a little girl named Snow White. She lived with her aunt and uncle because her parents had died.

One day, she heard her uncle and aunt talking about leaving Snow White in the castle because they both wanted to go to America and they didn't have money to take Snow White with them.

Snow White didn't want her uncle and aunt to do this, so she decided to run away. The next day she ran away from home when her aunt and uncle were having breakfast. She ran away into the woods. She was very tired and hungry. Then, she saw a little cottage. She knocked out but no one answered. So, she wanted inside and fell asleep.

Meanwhile, the seven dwarfs were coming home from work. They went inside. There they found Snow White sleeping. Then Snow White woke up. She saw the dwarfs Doc, one of the dwarfs asked, “What is your name?” Snow White answered “My name is Snow White.”

The dwarf said, “If you wish, you may live here with us” Snow White said, “Oh, could I? Thank you.” Then, Snow White told the dwarfs the whole story about her. Snow White and the seven dwarfs lived happily ever after.

F. Metode Pembelajaran

Cooperative Learning by using Teams Games Tournament

G. Langkah-langkah Kegiatan Pembelajaran

Pertemuan Pertama

- Guru mengucapkan salam dengan ramah kepada siswa.
- Guru meminta salah satu siswa untuk memimpin doa bersama.
- Guru mengecek kehadiran siswa.
- Guru mengaitkan materi/kompetensi yang akan dipelajari dengan karakter. Dengan merujuk kepada silabus, RPP, dan bahan ajar, menyampaikan butir karakter yang hendak dikembangkan selain yang terkait dengan KI/KD.
- Guru memperkenalkan dan menjelaskan narrative text, pengertian, ciri-ciri dan struktur narrative text.
- Guru memberikan contoh narrative text.
- Guru menyuruh siswa membacakan contoh narrative text secara bergantian dengan suara yang lantang / keras.
- Guru dan siswa membahas kosakata sulit yang digunakan dalam teks.
- Siswa diminta menunjukkan general struktur yang ada dalam narrative text.
- Guru memberikan soal tentang narrative text.
- Siswa diminta untuk mencari kata-kata sulit di salam teks dan menunjukkan struktur dari teks tersebut.

- Siswa menjawab soal narrative text yang berupa pilihan ganda.
- Siswa diberikan pekerjaan rumah (PR) yang berkaitan dengan pembelajaran yang telah dilakukan.
- Guru menyampaikan rencana pembelajaran untuk pertemuan selanjutnya.

Pertemuan kedua

- Guru mengucapkan salam dengan ramah kepada siswa (nilai yang ditanamkan: santun dan peduli).
- Guru meminta salah satu siswa untuk memimpin doa bersama.
- Guru memotivasi peserta didik untuk siap belajar.
- Guru mengecek kehadiran siswa (nilai yang ditanamkan: disiplin dan rajin).
- Guru mengecek kemampuan siswa dengan menanyakan beberapa soal yang berhubungan dengan materi sebelumnya.
- Siswa dibagi kedalam beberapa kelompok yang terdiri dari level kemampuan yang berbeda.
- Setiap kelompok terdiri dari seorang leader.
- Guru membagikan lembar kerja soal.
- Siswa diberi kesempatan untuk berdiskusi dengan teman kelompoknya
- Setiap siswa bertugas untuk menjelaskan materi kepada temannya yang belum mengerti tentang isi teks.
- Dengan pengarahan guru, siswa menjawab soal dan menulisnya di dalam lembar kerja soal.
- Guru dan siswa bersama-sama menjawab dan mengecek jawaban siswa.
- Guru bersama-sama dengan peserta didik dan/atau sendiri membuat rangkuman/simpulan pelajaran.
- Guru menyampaikan rencana pembelajaran pada pertemuan berikutnya.

Pertemuan ketiga

- Guru mengucapkan salam dengan ramah kepada siswa (nilai yang ditanamkan: santun dan peduli).
- Guru meminta salah satu siswa untuk memimpin doa bersama.
- Guru memotivasi peserta didik untuk siap belajar.
- Guru mengecek kehadiran siswa (nilai yang ditanamkan: disiplin dan rajin).
- Guru mengecek kemampuan siswa dengan menanyakan beberapa soal yang berhubungan dengan materi sebelumnya.
- Guru menyuruh siswa untuk bergabung dengan kelompok yang telah ditentukan pada pertemuan sebelumnya.
- Guru membacakan sebuah teks, siswa diminta untuk mendengarkannya.
- Setelah guru selesai membacakan teks, siswa diminta untuk menjelaskan isi teks tersebut.
- Guru membagikan lembar soal di setiap kelompok.
- Dengan pengarahan guru, siswa menjawab soal secara berkelompok dan menuliskannya di lembar kerja soal.
- Guru bersama siswa bersama-sama menjawab dan mengecek jawaban siswa dengan cara seorang siswa membacakan teks kemudian dilanjutkan oleh temannya secara bergantian untuk membacakan soal teks dan menjawabnya.
- Guru mengecek jawaban siswa dan menghitung jumlah jawaban yang benar. Kelompok yang memiliki nilai tertinggi diberikan hadiah.
- Guru menyampaikan rencana pembelajaran pada pertemuan berikutnya.

Pertemuan keempat

- Guru mengucapkan salam dengan ramah kepada siswa (nilai yang ditanamkan: santun dan peduli).
- Guru meminta salah satu siswa untuk memimpin doa bersama.
- Guru memotivasi peserta didik untuk siap belajar.

- Guru mengecek kehadiran siswa (nilai yang ditanamkan: disiplin dan rajin).
- Guru mengecek kemampuan siswa dengan menanyakan beberapa soal yang berhubungan dengan materi sebelumnya.
- Guru menyuruh siswa untuk bergabung dengan kelompok yang telah ditentukan pada pertemuan sebelumnya.
- Guru dan siswa mengatur meja untuk digunakan pada perlombaan (tournament).
- Guru menyiapkan beberapa peralatan, seperti kartu game, pertanyaan dan jawaban pertanyaan.
- Siswa di tempatkan pada masing-masing meja berdasarkan level kemampuannya.
- Salah seorang anggota dari kelompok di minta untuk membacakan sebuah teks dengan suara yang keras / lantang.
- Setelah cerita dibacakan, setiap group mempunyai kesempatan untuk memilih nomer kartu pada meja perlombaan dan menjawab soal yang terdapat pada kartu tersebut. Jika setiap siswa dalam kelompok tersebut tidak dapat menjawab pertanyaan, maka pertanyaan akan diberikan kepada kelompok lain.
- Kelompok yang dapat menjawab pertanyaan akan mendapat score yang terdapat di belakang kartu.
- Kelompok yang memiliki nilai tertinggi adalah pemenangnya.

H. Penilaian Pembelajaran, Remedial dan Pengayaan

1. Teknik Penilaian

a. Pengamatan (observation):

1. Perilaku tanggung jawab, peduli, kerja sama dalam berkomunikasi.
2. Ketepatan dan kesesuaian dalam menjawab narrative text.
3. Kesungguhan siswa dalam proses pembelajaran dalam setiap tahapan.

b. Portofolio

1. Kemampuan siswa secara lisan dalam menganalisa pesan moral yang terdapat dalam narrative teks yang telah dikerjakan.
2. Hasil tes dan latihan.

c. Penilaian diri dan penilaian sejawat

Dalam bentuk: diary, jurnal, format khusus, komentar atau bentuk penilaian lain.

2. Instrumen Penilaian

- a. Kemampuan siswa dalam menganalisis generic structure dari narrative text.
- b. Kemampuan siswa dalam mengerjakan soal pilihan ganda terkait dengan informasi yang terdapat dalam narrative text.

3. Pedoman Penilaian

- a. Untuk setiap jawaban yang benar, skor 5 dan untuk setiap jawaban yang salah skor 0.
- b. Jumlah skor maksimal 10 x 10 soal = 100
- c. Nilai maksimal = 100

$$\text{Nilai siswa} = \frac{\text{Skor Perolehan}}{\text{Skor Maksimal}} \times 100$$

Rubric penilaian

Uraian	Skor
a. Kemampuan siswa dalam menerima pembelajaran	
1. Siswa memberi respon terhadap pertanyaan pertanyaan yang ada	4
2. Siswa mampu menyimak materi pelajaran yang diberikan	4
3. Siswa tidak mampu menyimak dan merespon pertanyaan yang ada	0
b. Kemampuan siswa dalam menyelesaikan tugas kelompok	4

I. Media, Alat/Bahan, dan Sumber belajar

1. Buku pembelajaran Bahasa Inggris
2. Kamus
3. Teks yang terkait dengan topik pembelajaran
4. Internet

**RENCANA PELAKSANAAN PEMBELAJARAN
(RPP)**

Nama sekolah : SMAN 4 Bone
Mata Pelajaran : Bahasa Inggris
Kelas/Semester : XI / 1
Alokasi Waktu : 8 x 45 menit (4 x Pertemuan)
Topik Pembelajaran : Descriptive text

A. Kompetensi Inti

- KI.1: Menghayati dan mengamalkan ajaran agama yang dianutnya
- KI.2: Menghayati dan mengamalkan perilaku jujur, disiplin, tanggung jawab, peduli (gotong royong, kerjasama, toleran, dan damai), santun, responsif dan proaktif dan menunjukkan sikap sebagai bagian dari solusi atas berbagai permasalahan dalam berinteraksi secara efektif dengan lingkungan sosial dan alam serta dalam menempatkan diri sebagai cerminan bangsa dalam pergaulan dunia
- KI.3: Memahami, menerapkan, menganalisis pengetahuan faktual, konseptual, procedural, berdasarkan rasa ingin tahunya tentang ilmu pengetahuan, teknologi, seni, budaya, dan humaniora dengan wawasan kemanusiaan, kebangsaan, kenegaraan, dan peradaban terkait penyebab fenomena dan kejadian, serta menerapkan pengetahuan procedural pada bidang kajian yang spesifik sesuai dengan bakat dan minatnya untuk memecahkan masalah.
- KI.4: Mengolah, menalar, dan menyaji dalam ranah konkret dan ranah abstrak terkait dengan pengembangan dari yang dipelajarinya di sekolah secara mandiri, dan mampu menggunakan metode sesuai kaidah keilmuan.

B. Kompetensi Dasar

- 1.1 Mensyukuri kesempatan dapat mempelajari Bahasa Inggris sebagai bahasa pengantar komunikasi internasional yang diwujudkan dalam semangat belajar.
- 2.2 Menunjukkan perilaku jujur, disiplin, percaya diri, dan bertanggung jawab dalam melaksanakan komunikasi transaksional dengan guru dan teman.
- 3.3 Memahami tujuan, struktur teks, dan unsur kebahasaan dari teks lisan dan tulis untuk mengekspresikan perhatian, simpati, pernyataan duka cita, dan juga teks deskripsi
- 4.4 Menyusun teks lisan dan tulis sederhana untuk mengekspresikan perhatian, simpati, pernyataan duka cita, dan juga teks deskripsi dengan memperhatikan tujuan, struktur teks, dan unsur kebahasaan secara benar dan sesuai dengan konteks.

C. Indikator pencapaian kompetensi

Mengamati

1. Siswa membaca dan mengamati descriptive text.
2. Siswa menerjemahkan descriptive text.
3. Siswa mengidentifikasi struktur dasar dan unsur kebahasaan dalam descriptive text.

Mempertanyakan

1. Dengan bimbingan dan arahan dari guru, siswa menanyakan perbedaan antara descriptive text dengan bentuk teks lain yang ada dalam bahasa inggris.
2. Siswa memperoleh kosakata baru saat membaca descriptive text.
3. Siswa mengetahui elemen apa saja yang terdapat dalam descriptive text.

Mengeksplorasi

1. Siswa membacakan descriptive text bergiliran dengan teman-temannya.
2. Siswa menjawab pertanyaan yang berkaitan dengan descriptive text yang sudah dibacakan.

3. Siswa dapat menganalisa tenses yang digunakan dalam descriptive text.

Mengasosiasi

1. Siswa menunjukkan general struktur dari descriptive text tersebut.
2. Siswa mengerjakan soal pilihan ganda terkait informasi yang terdapat dalam descriptive text.

Mengkomunikasikan

1. Siswa mengungkapkan kosa kata baru yang telah mereka dapatkan dari descriptive text yang diberikan.
2. Siswa mengungkapkan kesulitan dalam mengidentifikasi descriptive text dalam bahasa inggris.

D. Tujuan Pembelajaran

1. Peserta didik dapat memahami dan mengenali descriptive text.
2. Peserta didik dapat mengidentifikasi setiap struktur descriptive text.
3. Peserta didik dapat memperoleh kosa kata baru dari descriptive text yang diberikan.
4. Peserta didik dapat menjawab soal pilihan ganda terkait dengan informasi yang terdapat dalam descriptive text.

E. Materi Pembelajaran

Definition of Descriptive Text

Descriptive text is a text which says what a person or a thing is like. The purpose is to describe and reveal a particular person, place, or thing.

Generic Structures of Descriptive Text

1. Identification, identifying the phenomenon to be described.
2. Description, describing the phenomenon in parts, qualities, or/and characteristics.

Language Features:

- Using attribute and identifying process.

- Using adjective and classifiers in nominal group.
- Using simple present tense

Example of Descriptive Text

Losari beach is a beautiful beach and located on the edge city of Makassar. It is located only about 3 km from the center of Makassar (Karebosi Park). The beach used to be the longest café in Asia, because many cafes stand in along the beach, but now the cafes are collected in a special place so it does not spread along the coast. Charm of the beach is mainly seen in the evening when the sunset stands out. This is a major attraction of people's coming to the Losari beach. Every evening hundreds of people come to witness the panorama of red as the sun will disappear into the ocean, so do not miss the sunset at the Losari beach. If the sky is sunny, the scenery is absolutely perfect. Because of its location in a bay, the water of Losari is even often quiet as usual pool water.

Losari is its waterfront of Makassar. The length of the beach is approximately one kilometer and it is a public space that can be accessed by anyone. On this beach there is a park called the Pelataran Bahari (Marine Park), with semicircular area of nearly one hectare. This place is a plaza with a clean floor for children to play and running around, while parents and teens sit on concrete benches to enjoy the sea breeze. From this place, you are also free to view out to the sea and watch the sunset slowly turns reddish in the line of the horizon. The reflected light also creates sheen on the surface of sea water.

The Pelataran Bahari also serves as the stadium of open water to watch the coastal waters in front of Losari beach. This coastal water is often used as a racecourse jet ski, boat races and traditional boat jolloro katinting, or become a transit point of rely of Sandeq traditional sailboats and yachts.

In Losari there are also a few hotels. Some of them qualified as a tree stars hotel. The hotel is offering panoramic beauty of the sea with luxury service treats. There are Losari Beach Hotel, Losari Beach Inn, Makassar Golden Hotel, and Pantai Gapura Hotel. All of the hotels located in Jalan Penghibur.

F. Metode Pembelajaran

Cooperative Learning by using Teams Games Tournament

G. Langkah-langkah Kegiatan Pembelajaran

Pertemuan Pertama

- Guru mengucapkan salam dengan ramah kepada siswa.
- Guru meminta salah satu siswa untuk memimpin doa bersama.
- Guru mengecek kehadiran siswa.
- Guru mengaitkan materi/kompetensi yang akan dipelajari dengan karakter. Dengan merujuk kepada silabus, RPP, dan bahan ajar, menyampaikan butir karakter yang hendak dikembangkan selain yang terkait dengan KI/KD.
- Guru memperkenalkan dan menjelaskan narrative teks, pengertian, ciri-ciri dan struktur descriptive text.
- Guru memberikan contoh descriptive text.
- Guru menyuruh siswa membacakan contoh descriptive text secara bergantian dengan suara yang lantang / keras.
- Guru dan siswa membahas kosakata sulit yang digunakan dalam teks.
- Siswa diminta menunjukkan general struktur yang ada dalam descriptive text.
- Guru memberikan soal tentang narrative text.
- Siswa diminta untuk mencari kata-kata sulit di salam teks dan menunjukkan struktur dari teks tersebut.
- Siswa menjawab soal descriptive text yang berupa pilihan ganda.
- Siswa diberikan pekerjaan rumah (PR) yang berkaitan dengan pembelajaran yang telah dilakukan.
- Guru menyampaikan rencana pembelajaran untuk pertemuan selanjutnya.

Pertemuan kedua

- Guru mengucapkan salam dengan ramah kepada siswa (nilai yang ditanamkan: santun dan peduli).
- Guru meminta salah satu siswa untuk memimpin doa bersama.

- Guru memotivasi peserta didik untuk siap belajar.
- Guru mengecek kehadiran siswa (nilai yang ditanamkan: disiplin dan rajin).
- Guru mengecek kemampuan siswa dengan menanyakan beberapa soal yang berhubungan dengan materi sebelumnya.
- Siswa dibagi kedalam beberapa kelompok yang terdiri dari level kemampuan yang berbeda.
- Setiap kelompok terdiri dari seorang leader.
- Guru membagikan lembar kerja soal.
- Siswa diberi kesempatan untuk berdiskusi dengan teman kelompoknya
- Setiap siswa bertugas untuk menjelaskan materi kepada temannya yang belum mengerti tentang isi teks.
- Dengan pengarahannya guru, siswa menjawab soal dan menulisnya di dalam lembar kerja soal.
- Guru dan siswa bersama-sama menjawab dan mengecek jawaban siswa.
- Guru bersama-sama dengan peserta didik dan/atau sendiri membuat rangkuman/simpulan pelajaran.
- Guru menyampaikan rencana pembelajaran pada pertemuan berikutnya.

Pertemuan ketiga

- Guru mengucapkan salam dengan ramah kepada siswa (nilai yang ditanamkan: santun dan peduli).
- Guru meminta salah satu siswa untuk memimpin doa bersama.
- Guru memotivasi peserta didik untuk siap belajar.
- Guru mengecek kehadiran siswa (nilai yang ditanamkan: disiplin dan rajin).
- Guru mengecek kemampuan siswa dengan menanyakan beberapa soal yang berhubungan dengan materi sebelumnya.
- Guru menyuruh siswa untuk bergabung dengan kelompok yang telah ditentukan pada pertemuan sebelumnya.
- Guru membacakan sebuah teks, siswa diminta untuk mendengarkannya.

- Setelah guru selesai membacakan teks, siswa diminta untuk menjelaskan isi teks tersebut.
- Guru membagikan lembar soal di setiap kelompok.
- Dengan pengarahannya guru, siswa menjawab soal secara berkelompok dan menuliskannya di lembar kerja soal.
- Guru bersama siswa bersama-sama menjawab dan mengecek jawaban siswa dengan cara seorang siswa membacakan teks kemudian dilanjutkan oleh temannya secara bergantian untuk membacakan soal teks dan menjawabnya.
- Guru mengecek jawaban siswa dan menghitung jumlah jawaban yang benar. Kelompok yang memiliki nilai tertinggi diberikan hadiah.
- Guru menyampaikan rencana pembelajaran pada pertemuan berikutnya.

Pertemuan keempat

- Guru mengucapkan salam dengan ramah kepada siswa (nilai yang ditanamkan: santun dan peduli).
- Guru meminta salah satu siswa untuk memimpin doa bersama.
- Guru memotivasi peserta didik untuk siap belajar.
- Guru mengecek kehadiran siswa (nilai yang ditanamkan: disiplin dan rajin).
- Guru mengecek kemampuan siswa dengan menanyakan beberapa soal yang berhubungan dengan materi sebelumnya.
- Guru menyuruh siswa untuk bergabung dengan kelompok yang telah ditentukan pada pertemuan sebelumnya.
- Guru dan siswa mengatur meja untuk digunakan pada perlombaan (tournament).
- Guru menyiapkan beberapa peralatan, seperti kartu game, pertanyaan dan jawaban pertanyaan.
- Siswa di tempatkan pada masing-masing meja berdasarkan level kemampuannya.

- Salah seorang anggota dari kelompok di minta untuk membacakan sebuah teks dengan suara yang keras / lantang.
- Setelah cerita dibacakan, setiap group mempunyai kesempatan untuk memilih nomer kartu pada meja perlombaan dan menjawab soal yang terdapat pada kartu tersebut. Jika setiap siswa dalam kelompok tersebut tidak dapat menjawab pertanyaan, maka pertanyaan akan diberikan kepada kelompok lain.
- Kelompok yang dapat menjawab pertanyaan akan mendapat score yang terdapat di belakang kartu.
- Kelompok yang memiliki nilai tertinggi adalah pemenangnya.

H. Penilaian Pembelajaran, Remedial dan Pengayaan

1. Teknik Penilaian

a. Pengamatan (observation):

1. Perilaku tanggung jawab, peduli, kerja sama dalam berkomunikasi.
2. Ketepatan dan kesesuaian dalam menjawab descriptive text.
3. Kesungguhan siswa dalam proses pembelajaran dalam setiap tahapan.

b. Portofolio

1. Kemampuan siswa secara lisan dalam menganalisa isi teks yang terdapat dalam descriptive text yang telah dikerjakan.
2. Hasil tes dan latihan.

c. Penilaian diri dan penilaian sejawat

Dalam bentuk: diary, jurnal, format khusus, komentar atau bentuk penilaian lain.

2. Instrumen Penilaian

- a. Kemampuan siswa dalam menganalisis generic structure dari descriptive text.

- b. Kemampuan siswa dalam mengerjakan soal pilihan ganda terkait dengan informasi yang terdapat dalam descriptive text.

3. Pedoman Penilaian

- a. Untuk setiap jawaban yang benar, skor 5 dan untuk setiap jawaban yang salah skor 0.
 b. Jumlah skor maksimal 10 x 10 soal = 100
 c. Nilai maksimal = 100

$$\text{Nilai siswa} = \frac{\text{Skor Perolehan}}{\text{Skor Maksimal}} \times 100$$

Rubric penilaian

Uraian	Skor
a. Kemampuan siswa dalam menerima pembelajaran	4
1. Siswa memberi respon terhadap pertanyaan pertanyaan yang ada	4
2. Siswa mampu menyimak materi pelajaran yang diberikan	
3. Siswa tidak mampu menyimak dan merespon pertanyaan yang ada	0
b. Kemampuan siswa dalam menyelesaikan tugas kelompok	4

I. Media, Alat/Bahan, dan Sumber belajar

1. Buku pembelajaran Bahasa Inggris
2. Kamus
3. Teks yang terkait dengan topik pembelajaran
4. Internet

APPENDIX IX
Research Instrument

Pre-test

Research instrument



The Use of Teams Games Tournament (TGT) Method to Develop Students' Reading Skill at the First Grade of SMAN 4 Bone

Name	:	
Class	:	
Id Number	:	

Score	
--------------	--

Direction:

1. This research instrument (pre-test/post-test) is administered in order to find out students' reading skill performance of the first grade in SMAN 4 Bone before the application of Teams Games Tournament (TGT) to develop students' reading skill.
2. This pre-test will not take any effect on your grading point at any courses you are taking in the semester.
3. Please answer this pre-test carefully and independently.
4. This pre-test will be administered for around 20 to 30 minutes.
5. During the test, you are not allowed to use dictionary.

Multiple Choice

Choose the best answer by crossing (X) a, b, c, d, e!

Read the following text and answer the questions 1 – 3

Borobudur is a Hindu – Buddhist temple built in the 9th century under the Sailendra dynasty of Java. It is located near Magelang on the island of Java, Indonesia.

Abandoned in the 11th century and partially excavated by archaeologist in the early 20th century, Borobudur temple is well known all over the world. Influenced by the Gupta architecture of India, the temple is constructed on a hill 46 m (150 ft) height and consists of eight steps, like stone terraces, one top of the other. The first five terraces are square and surrounded by walls adorned with Buddhist sculpture in

bas-relief, the upper three circular, each with a circle of bell-shaped stupas (Buddhist shrines). The entire edifice is crowned by a large stupa at the centre of the top circle. The way to summit extends through some 4.8 km of passages and stairways. The design of Borobudur, a temple-mountain symbolizing the structure of universe, influenced temple built as Angkor, Cambodia.

Borobudur, rededicated as Indonesia national monument in 1983, is a valuable treasure for Indonesian people

1. What is the purpose of the text?
 - a. To entertain the reader about Borobudur
 - b. To share with other an unusual Borobudur
 - c. To inform the reader about Borobudur
 - d. To describe Borobudur temple
 - e. To amuse the reader about Borobudur

2. Borobudur is a Hindu – Buddhist temple built in the 9th century. The underlined word means. . . .
 - a. Showed
 - b. Created
 - c. Constructed
 - d. Building
 - e. Developed

3. The following statement is not true based on the text. . . .
 - a. It is constructed on a hill.
 - b. The first five terraces are triangle and surrounded by walls.
 - c. The wall of the temple is decorated with Buddhist sculpture.
 - d. The entire edifice is crowned by a large stupa at the centre of the top circle.
 - e. Located beside Magelang on the island of Java, Indonesia.

Read the following text and answer the questions 4 – 6

Once, when a lion was asleep, a little mouse began running up and down upon him; this soon awoke the lion, who placed his huge paw upon him, and open his big jaws to swallow him. “Pardon, O king,” cried the little mouse, “Forgive me this time, I shall never forget it; perhaps I may be able to do you a good turn some of these days.”

The lion was so tickled at the idea of the mouse being able to help him. Then, he lifted up his paw and let him go.

Sometime after, the lion was caught in a trap. Some hunters, who wanted to carry him alive to the King, tied him to a tree while they went in search of a wagon to carry him in. Just then, the little mouse happened to pass by and see the sad plight in which the lion was. The little mouse went up to him and soon gnawed away the ropes that bounded the king of the beasts. Soon after the little mouse had finished gnawing away the ropes, he asked the lion to run away.

4. What is the moral value of the text?
 - a. United we stand, divided we fall
 - b. Don't look at someone because of his clothes
 - c. It is best for prepare for the days of necessity
 - d. Common people may prove great ones
 - e. Do the best for each others

5. Paragraph three mainly tells us that. . . .
 - a. The little mouse asked for forgiveness
 - b. The little mouse could prove that he could help the lion
 - c. From the first, the lion believed in what the little mouse said
 - d. The lion was tied to a tree by the hunters
 - e. The hunters carried the lion alive to the King

6. What did the little mouse do to prove his words?
 - a. He would never forget the lion
 - b. He tried hard to help the lion free
 - c. He ran up and down upon the lion
 - d. He tied the lion to the tree so that the hunters could carry him
 - e. He asked for apology to the king of the beast

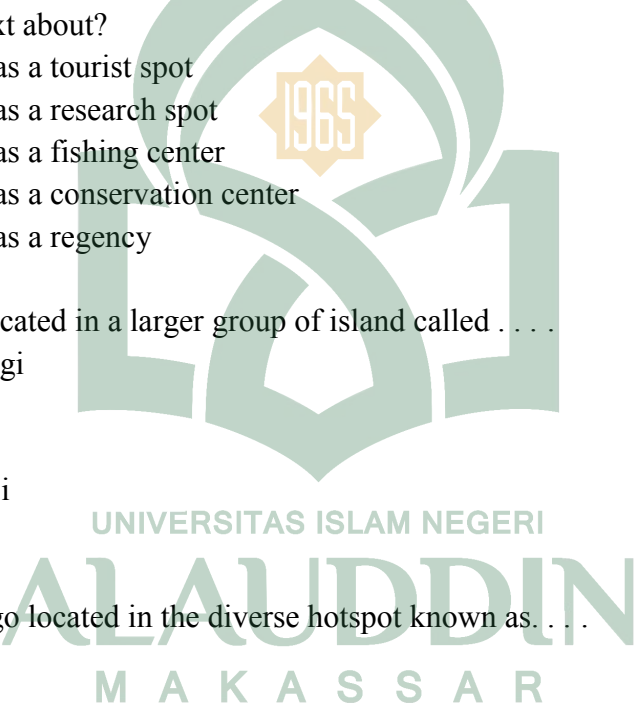
Read the following text and answer the questions 7 – 10

Wakatobi is the name of an archipelago and regency in Sulawesi Tenggara, Indonesia. The name Wakatobi is derived from the names of the main island of the archipelago: Wangiwangi, Kaledupa, Tomea, and Binongko. The group is part of a larger group called the Tukangbesi Island.

The archipelago located in the diverse hotspot known as Wallacea. It is part of the Wakatobi National Park. Wakatobi as one of the world's marine tourism object is

now preparing itself and ready to welcome you and your family with hospitality and its particular culture. The Wakatobi is also home to Operation Wallacea, a UK based nonprofit conservation group looking at sustainable development of fisheries and coral reef research. An independent non commercial website has been set up about a marine park. This website contains tourist and travel information in Wakatobi, including the biodiversity, conservation and local people.

Wakatobi is also situated geographically at the world's coral reef triangle center with its 942 fish species and 750 coral reef species from a total of 850 world's collection comparing to the two world's famous diving center of the Caribbean Sea that owes only 50 species and other 300 species in the red sea.

- 
7. What is the text about?
 - a. Wakatobi as a tourist spot
 - b. Wakatobi as a research spot
 - c. Wakatobi as a fishing center
 - d. Wakatobi as a conservation center
 - e. Wakatobi as a regency

 8. Wakatobi is located in a larger group of island called
 - a. Wangiwangi
 - b. Kaledupa
 - c. Tomea
 - d. Tukangbesi
 - e. Binongko

 9. The archipelago located in the diverse hotspot known as. . . .
 - a. Wallacea
 - b. Kaledupa
 - c. Tukangbesi
 - d. Tomea
 - e. Wangiwangi

 10. What is the operation of Wallacea?
 - a. Non-profit conservation group looking at sustainable development of fisheries and coral reef research
 - b. The additional sources about the biodiversity, conservation and local people
 - c. Tourist and travel information about the wakatobi

- d. It is part of the Wakatobi National Park
- e. The world's marine tourism objects

Read the following text and answer the questions 11 – 13

Once upon a time, a rabbit wanted to cross a river but he could not swim. He had an idea. He saw a boss of crocodile swimming in the river. The rabbit asked the boss of crocodile, "How many crocodiles are there in the river?" the boss of crocodile answered, "We are twenty here." "Where are they?" the rabbit asked for the second time. "What is it for?" the boss of crocodile asked.

"All of you are good, nice, and gentle and kind, so I want to make a line in order. Later I will know how kind you are," said the rabbit. Then, the boss of crocodile called all his friends and asked them to make a line in order from one side to the other side of the river. Just then, the rabbit started to count while jumping from one crocodile to another, one... two... three... four... until twenty, and finally, he thanked all crocodiles because he had crossed the river.

11. The story mainly tells us about. . . .
 - a. Twenty crocodiles
 - b. The boss of the crocodile
 - c. A rabbit and twenty crocodiles
 - d. A rabbit and the boss of crocodile
 - e. The boss of the crocodile and all his friends

12. What problem was faced by the rabbit? He actually wanted. . . .
 - a. To cross the river
 - b. To meet the boss of crocodiles
 - c. To know where the crocodiles are
 - d. To know the number of crocodiles there
 - e. To jump the river

13. How was the problem resolved?
 - a. The rabbit swam across the river
 - b. The rabbit jumped on the backs of the crocodiles
 - c. The rabbit counted the crocodiles in the river
 - d. The rabbit rode on a boat to cross the river
 - e. The rabbit ran and swam across the river

Read the following text and answer the questions 14 – 16

Snow White and the Seven Dwarfs

Once upon a time there lived a little girl named Snow White. She lived with her aunt and uncle because her parents had died.

One day, she heard her uncle and aunt talking about leaving Snow White in the castle because they both wanted to go to America and they didn't have money to take Snow White with them.

Snow White didn't want her uncle and aunt to do this, so she decided to run away. The next day she ran away from home when her aunt and uncle were having breakfast. She ran away into the woods. She was very tired and hungry. Then, she saw a little cottage. She knocked out but no one answered. So, she wanted inside and fell asleep.

Meanwhile, the seven dwarfs were coming home from work. They went inside. There they found Snow White sleeping. Then Snow White woke up. She saw the dwarfs Doc, one of the dwarfs asked, "What is your name?" Snow White answered "My name is Snow White."

The dwarf said, "If you wish, you may live here with us" Snow White said, "Oh, could I? Thank you." Then, Snow White told the dwarfs the whole story about her. Snow White and the seven dwarfs lived happily ever after.

14. When Snow White ran from house?
- At midnight
 - In the evening
 - In the morning
 - At midday
 - At night
15. What the third paragraph describes in detail?
- Where Snow White's aunt and uncle had breakfast
 - What Snow White did after hearing her uncle's plan
 - How Snow White went into the cottage
 - With whom Snow White ran away into the woods
 - Whom Snow White met in the woods
16. The dwarf said, "If you wish, you may live here with us."
What did the dwarf mean with the words underlined?
- He asked Snow White for a permission to stay with her

- b. He offered Snow White to stay with them
- c. He wishes to stay with Snow White
- d. He showed his interest in Snow White
- e. He agreed to stay with Snow White

Read the following text and answer the questions 17 – 20

Losari beach is a beautiful beach and located on the edge city of Makassar. It is located only about 3 km from the center of Makassar (Karebosi Park). The beach used to be the longest café in Asia, because many cafes stand in along the beach, but now the cafes are collected in a special place so it does not spread along the coast. Charm of the beach is mainly seen in the evening when the sunset stands out. This is a major attraction of people's coming to the Losari beach. Every evening hundreds of people come to witness the panorama of red as the sun will disappear into the ocean, so do not miss the sunset at the Losari beach. If the sky is sunny, the scenery is absolutely perfect. Because of its location in a bay, the water of Losari is even often quiet as usual pool water.

Losari is its waterfront of Makassar. The lengthy of the beach is approximately one kilometer and it is a public space that can be accessed by anyone. On this beach there is a park called the Pelataran Bahari (Marine Park), with semicircular area of nearly one hectare. This place is a plaza with a clean floor for children to play and running around, while parents and teens sit on concrete benches to enjoy the sea breeze. From this place, you are also free to view out to the sea and watch the sunset slowly turns reddish in the line of the horizon. The reflected light also creates sheen on the surface of sea water.

The Pelataran Bahari also serves as the stadium of open water to watch the coastal waters in front of Losari beach. This coastal water is often used as a racecourse jet ski, boat races and traditional boat jolloro katinting, or become a transit point of rely of Sandeq traditional sailboats and yachts.

In Losari there are also a few hotels. Some of them qualified as a tree stars hotel. The hotel is offering panoramic beauty of the sea with luxury service treats. There are Losari Beach Hotel, Losari Beach Inn, Makassar Golden Hotel, and Pantai Gapura Hotel. All of the hotels located in Jalan Penghibur.

17. What is the purpose of the text?

- a. To describe the reader about Losari beach
- b. To entertain the reader about Losari beach
- c. To inform the reader about Losari beach

- d. To explain the reader about Losari beach
 - e. To introduce the reader about Losari beach
18. Where is Losari beach located?
- a. On the edge city of Makassar only about 3 km from the center of Makassar (Karebosi Park).
 - b. At the Pelataran Bahari (Marine Park)
 - c. Near from the center of Makassar
 - d. In front of Makassar Golden Hotel and Aryaduta Hotel
 - e. Near from Aryaduta Hotel
19. Based on the text, how long is Losari beach?
- a. Three kilometers
 - b. One kilometer
 - c. One hundred kilometers
 - d. Two kilometers
 - e. One thousand kilometers
20. How many hotels does the writer mention?
- a. Three hotels
 - b. Five hotels
 - c. One hotel
 - d. Two hotels
 - e. Four hotels

Answer keys:

1. D
2. B
3. B
4. D
5. B
6. B
7. A
8. D
9. A
10. A
11. C
12. A
13. B
14. C
15. C
16. B
17. A
18. A
19. B
20. A



APPENDIX IX
Research Instrument

Post-test

Research instrument



The Use of Teams Games Tournament (TGT) to Develop Students' Reading Skill at the First Grade of SMAN 4 Bone

Name : Class : Id Number :	Score
---	--------------

Direction:

1. This research instrument (pre-test/post-test) is administered in order to find out students' reading skill performance of the first grade in SMAN 4 Bone before the application of Teams Games Tournament (TGT) to develop students' reading skill.
2. This pre-test will not take any effect on your grading point at any courses you are taking in the semester.
3. Please answer this pre-test carefully and independently.
4. This pre-test will be administered for around 20 to 30 minutes.
5. During the test, you are not allowed to use dictionary.

Multiple Choice

Choose the best answer by crossing (X) a, b, c, d, e!

Read the following text and answer the questions 1 –3

The Island of Wingo is by the island of Singa. In the water around Wingo Island, there are hundreds of sharks. They are so many that the water bubbles like a whirlpool. People can only get to Wingo Island by boat. The boat has a rocket on it. The rocket takes people over the sharks and onto the island.

Wingo Island has no sand but it has green moss. At night the moss sparkles like stars. Tall stars called Fruji grow everywhere. The Fruji trees have purple leaves at the top and yellow fruit all over them. When a fruit falls off, another tree grows in a minute.

The Weather on Wingo Island is very hot but at twelve o'clock, everyday, it rains. Sometimes, there are windstorms. They happen when too many animals fly around at the same time.

People who stay on Wingo Island sleep in a big-gloo. It is like an igloo but it is on long poles. It has a ladder to get up and a slide to come down. The big-gloo has a moss bed, chairs, and tables that are made of Fruji tress.

There is no television on Wingo Island. So is the telephone and computer. It is place to listen to the leaves whispering. It is a place to lie on soft green moss and look at the clouds. It is really a place to dream.

1. Fruji is the ... on Wingo Island.
 - a. Name of a river
 - b. Name of a mountain
 - c. Name of a tree
 - d. Name of someone who lives
 - e. Name of plane

2. "People can only get to Wingo Island by boat." (paragraph 1)
 What does the word "boat" mean?
 - a. A rocket
 - b. An island
 - c. A small ship
 - d. A helicopter
 - e. A car

3. According to passage, which of the following is not true?
 - a. Wingo is an island.
 - b. Many sharks are in Wingo Island.
 - c. The weather in Wingo Island is tropic all the time.
 - d. Rain always falls in Wingo Island.
 - e. People who stay on Wingo Island sleep in a big-gloo.

Read the following text and answer the questions 4 – 6

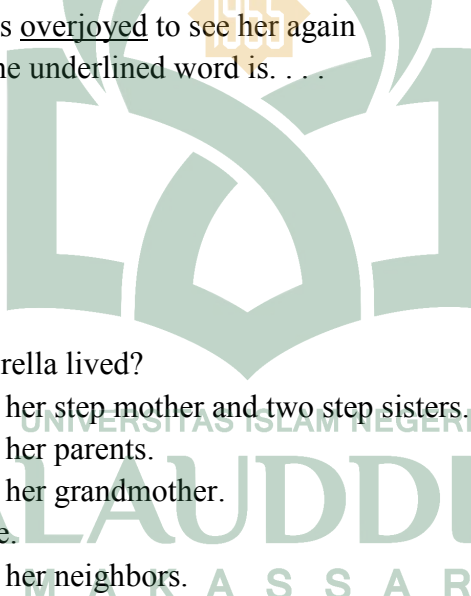
Cinderella

Once upon a time, there was a young girl named Cinderella. She lived with her step mother and two step sisters. The step mother and sisters were conceited and bad tempered. They treated Cinderella very badly. Her step mother made Cinderella do the hardest works in the house; such as scrubbing the floor, cleaning the pot and pan and preparing the food for the family. The two step sisters, on the other hand, did not work about the house. Their mother gave them many beautiful dresses to wear.

One day, the two step sister received an invitation to the ball that magically, the fairy good mother changed a pumpkin into a fine coach and mice into a

coachman and two footmen. Her godmother tapped Cinderella's raged dress with her wand, and it became a beautiful ball gown. Then she gave her a pair of pretty glass slippers. "Now, Cinderella", she said; "You must leave before midnight". Then away she drove in her beautiful coach. Cinderella was having a wonderfully good time. She danced again and again with the king's son. Suddenly the clock began to strike twelve, she ran toward the door as quickly as she could. In her hurry, one of her glass slipper was left behind.

A few days later, the king' son proclaimed that he would marry the girl whose feet fitted the glass slipper. Her step sisters tried on the slipper but it was too small for them, no matter how hard they squeezed their toes into it. In the end, the king's page let Cinderella try on the slipper. She stuck out her foot and the page slipped the slipper on. It fitted perfectly. Finally, she was driven to the palace. The king's son was overjoyed to see her again. They were married and live happily ever after.

- 
4. The king's son was overjoyed to see her again
The synonym of the underlined word is. . . .
- Sad
 - Happy
 - Satisfied
 - Miss
 - Good
5. With whom Cinderella lived?
- She lived with her step mother and two step sisters.
 - She lived with her parents.
 - She lived with her grandmother.
 - She lived alone.
 - She lived with her neighbors.
6. "Then she gave her a pair of pretty glass slippers".
The underlined word refers to?
- Cinderella
 - Step mother
 - Step sisters
 - Fairy good mother
 - The king

Read the following text and answer the questions 7 – 10

Losari beach is a beautiful beach and located on the edge city of Makassar. It is located only about 3 km from the center of Makassar (Karebosi Park). The beach used to be the longest café in Asia, because many cafes stand in along the beach, but now the cafes are collected in a special place so it does not spread along the coast. Charm of the beach is mainly seen in the evening when the sunset stands out. This is a major attraction of people's coming to the Losari beach. Every evening hundreds of people come to witness the panorama of red as the sun will disappear into the ocean, so do not miss the sunset at the Losari beach. If the sky is sunny, the scenery is absolutely perfect. Because of its location in a bay, the water of Losari is even often quiet as usual pool water.

Losari is its waterfront of Makassar. The lengthy of the beach is approximately one kilometer and it is a public space that can be accessed by anyone. On this beach there is a park called the Pelataran Bahari (Marine Park), with semicircular area of nearly one hectare. This place is a plaza with a clean floor for children to play and running around, while parents and teens sit on concrete benches to enjoy the sea breeze. From this place, you are also free to view out to the sea and watch the sunset slowly turns reddish in the line of the horizon. The reflected light also creates sheen on the surface of sea water.

The Pelataran Bahari also serves as the stadium of open water to watch the coastal waters in front of Losari beach. This coastal water is often used as a racecourse jet ski, boat races and traditional boat jolloro katinting, or become a transit point of rely of Sandeq traditional sailboats and yachts.

In Losari there are also a few hotels. Some of them qualified as a tree stars hotel. The hotel is offering panoramic beauty of the sea with luxury service treats. There are Losari Beach Hotel, Losari Beach Inn, Makassar Golden Hotel, and Pantai Gapura Hotel. All of the hotels located in Jalan Penghibur.

7. What is the purpose of the text?
 - a. To entertain the reader about Losari beach
 - b. To inform the reader about Losari beach
 - c. To explain the reader about Losari beach
 - d. To introduce the reader about Losari beach
 - e. To describe the reader about Losari beach

8. Where is Losari beach located?
 - a. At the Pelataran Bahari (Marine Park)
 - b. Near from the center of Makassar
 - c. On the edge city of Makassar only about 3 km from the center of Makassar (Karebosi Park).

- d. In front of Makassar Golden Hotel and Aryaduta Hotel
 - e. Near from Aryaduta Hotel
9. Based on the text, how long is Losari beach?
- a. Three kilometers
 - b. One hundred kilometers
 - c. Two kilometers
 - d. One thousand kilometers
 - e. One kilometer
10. How many hotels does the writer mention?
- a. Three hotels
 - b. Five hotels
 - c. One hotel
 - d. Two hotels
 - e. Four hotels

Read the following text and answer the questions 11 – 14

Long, long ago, when the gods and goddesses used to mingle in the affairs of mortals, there was a small kingdom on the slope of Mount Wayang in West Java. The King, named Sang Prabu, was a wise man. He had an only daughter, called Princess Teja Nirmala, who was famous for her beauty but she was not married. One day Sang Prabu made up his mind to settle the matter by a show of strength.

After that, Prince of Blambangan, named Raden Begawan had won the competition. Unfortunately, the wicked fairy, Princess Segara fell in love with Raden Begawan and used magic power to render him unconscious and he forgot his wedding. When Sang Prabu was searching, Raden Begawan saw him and soon realized that he had been enchanted by the wicked fairy. The fairy could not accept this, so she killed Raden Begawan. When Princess Teja Nirmala heard this, she was very sad. So a nice fairy took her to the Kahyangan.

11. Which one of the following statements is false about Sang Prabu?
- a. Sang Prabu was a father of his only daughter.
 - b. Sang Prabu was a king of a kingdom in West Java.
 - c. Sang Prabu was taken to Kahyangan by a wicked fairy.
 - d. Sang Prabu didn't have a son.
 - e. Sang Prabu was a wise man.

12. Why did the wicked fairy use her magic to make Raden Begawan unconscious?
- She didn't like Raden Begawan.
 - She didn't want Raden Prabu marry the princess.
 - She wanted Teja Nirmala to forget about her wedding.
 - She didn't want the prince of Blambangan marry the princess.
 - She didn't want the prince of Blambangan feel love with her.
13. What do you think will happen if gods or goddesses cannot mingle in the affairs of people in the earth at that time?
- Wicked Fairy will not take Raden Begawan's life.
 - Princess Segara will have married with Raden Begawan.
 - Sang Prabu will not hold strength competition.
 - Teja Nirmala will stay in the Kahyangan.
 - Raden Begawan will not die.
14. So a nice fairy took her to the Kahyangan. (Paragraph 2).
The word her in the sentence refers to
- The wicked fairy
 - The nice fairy
 - Princess Nirmala
 - The prince of Blambangan
 - Prince Teja

Read the following text and answer the questions 15–17!

Victoria C. Beckham

Victoria Caroline Beckham is an English singer – songwriter, dancer, model, actress, fashion designer and business woman. She was born on April 17, 1974, in Essex, England. She became famous in the 1990's with the pop group "The Spice Girl" and was known as Posh Spice. In 1999, she married the Manchester United and England footballer, David Beckham. They have four children, three sons and a daughter.

After The Spice Girl split up, she pursued a solo singer career, but also started her own fashion range called dVb Style. Since this initial foray into fashion Victoria Beckham has brought out her own range of sunglasses and fragrance, entitled "Intimately Beckham" and a range of handbags and jewelry. In addition, she had written two best-selling books: one her autobiography and the other, a fashion guide.

15. What did Victoria do before being a solo singer?

- a. Wrote many books
 - b. Worked as fashion designer
 - c. Joined The Spice Girl
 - d. Created fashion style
 - e. Married to David Beckham
16. The following statement is not true based on the text. . . .
- a. Victoria was born on April 17, 1974, in Essex, England.
 - b. Victoria had written two best-selling books: one her autobiography and the other, a fashion guide.
 - c. Victoria Caroline Beckham is an English singer, songwriter, dancer, model, actress, fashion designer and business woman.
 - d. Victoria married the Manchester United and England footballer, David Beckham.
 - e. Victoria has four children, four daughters.
17. Based on the text, what do we know about Victoria?
- a. She is an ordinary woman.
 - b. She is a multi-talented woman.
 - c. She designed The Spice Girls.
 - d. She married to an ordinary person.
 - e. She arranged many songs for The Spice Girl.

Read the following text and answer the questions 18 – 20

A long time ago, there lived on the island of Bali a giant-like creature named Kbo Iwo. The people of Bali used to say that Kbo Iwo was everything, a destroyer as well as a creator. He was satisfied with the meal, but this meant for the Balinese people enough food for a thousand men.

Difficulties arose when for the first time the barns were almost empty and the new harvest was still a long way off. This made Kbo Iwo wild with great anger. In his hunger, he destroyed all the houses and even all the temples. It made the Balinese turn to rage.

So, they came together to plan steps to oppose this powerful giant by using his stupidity. They asked Kbo Iwo to build them a very deep well, and rebuild all the houses and temples he had destroyed. After they fed Kbo Iwo, he began to dig a deep hole.

One day he had eaten too much, he fell asleep in the hole. The oldest man in the village gave a sign, and the villagers began to throw the limestone they had collected before into the hole. The limestone made the water inside the hole boiling. Kbo Iwo was buried alive. Then the water in the well rose higher and

higher until at last it overflowed and formed Lake Batur. The mound of earth dug from the well by Kbo Iwo is known as Mount Batur.

18. Which the following fact is true about Kbo Iwo?
- Kebo eat food was equal for food of thousand people.
 - Kebo Iwo destroyed all the house but not the temple.
 - Kebo Iwo was angry because his food was stolen by Balinese people.
 - Kebo Iwo is a destroyer that cannot make anything.
 - Kebo Iwo ate a little amount of meat.
19. Why did Kbo Iwo feel angry to the Balinese people?
- Because Balinese people ate his meal.
 - Because Balinese people took his food so his barns was empty.
 - Because Balinese people didn't give him food.
 - Because Balinese people were in hunger.
 - Because Balinese people turned to rage.
20. What is mount batur?
- A lake build by Kbo Iwa
 - A well dug by Kbo Iwa
 - The mountain build by Kbo Iwa
 - A mound of earth dug from the well by Kbo Iwa
 - A home build by Balinese people to Kbo Iwa

Answer keys:

1. C
2. C
3. C
4. B
5. A
6. A
7. A
8. A
9. B
10. A
11. C
12. D
13. A
14. C
15. C
16. E
17. B
18. A
19. C
20. D



UNIVERSITAS ISLAM NEGERI
ALAUDDIN
M A K A S S A R

APPENDIX X
Documentation



Pre-test in Experimental Class



Pre-test in Controlled Class





Treatment in Experimental Class



Post-test in Experimental Class



Post-test in Controlled Class

CURRICULUM VITAE



The researcher, Nurfaidah Lestari was born on July, 20, 1995 in Watampone. She is the daughter of Drs. Kamaruddin and Hj. Aguswati, S.Pd. She has one brother and one sister.

The writer began her study in TK Tenrilawa Welado and graduated in 2001. She continued her study in SDN Inpres 6/75 Pompanua and graduated in 2007. Then, she continued her study in MTsN 399 Pompanua and graduated in 2010. Then she continued her study in SMA Negeri 1 Ajangale and graduated in 2013.

After finishing her studying in Senior High School, she continued her study at State Islamic University of Alauddin Makassar. In State Islamic University of Alauddin Makassar, the researcher chose English Education Department, Teaching Science Faculty as her major. While active in her college, the researcher joined as member of New Generation Club (NGC) 2013-Now. Besides that, she also joined The International Training of Cambridge English College Makassar (2014).