


**THE USE OF E-3 (EXPLORATION – EXPLANATION –
EXPRESSION) METHOD TO INCREASE STUDENTS’
WRITING AT THE 2nd GRADE AT SENIOR
HIGH SCHOOL 14 GOWA**



A THESIS

Submitted in Partial Fulfillment of the Requirements for the Degree of
Sarjana Pendidikan in English Education Department of
Tarbiyah and Teaching Science Faculty of
UIN Alauddin Makassar

UNIVERSITAS ISLAM NEGERI

ALAUDDIN

By

ANDI ALIFIA HUMAIRA HAMZAH

Reg. No. 20400113014

**ENGLISH EDUCATION DEPARTMENT
TARBIYAH AND TEACHING SCIENCE FACULTY
UIN ALAUDDIN MAKASSAR**

2017

PERNYATAAN KEASLIAN SKRIPSI

Mahasiswa(i) yang bertanda tangan di bawah ini:

Nama : Andi Alifia Humaira Hamzah

NIM : 20400113014

Tempat/Tgl. Lahir : Ujung Pandang, 6 Januari 1996

Jurusan : Pendidikan Bahasa Inggris

Fakultas : Tarbiyah dan Keguruan

Alamat : Komp.Hasanuddin Blok D/84, Sungguminasa Gowa

Judul : *The Use of E-3 (Exploration-Explanation-Expression) Method to Increase the 2nd Grade Students' Writing at Senior High School 14 Gowa*

Menyatakan dengan sesungguhnya dan penuh kesadaran bahwa skripsi ini benar adalah hasil karya sendiri. Jika di kemudian hari terbukti bahwa skripsi ini merupakan duplikat, tiruan, plagiat, atau di buat oleh orang lain, sebagian atau seluruhnya, maka skripsi dan gelar yang di peroleh karenanya batal demi hukum.

UNIVERSITAS ISLAM NEGERI
ALAUDDIN
M A K A S S A R

Makassar, September 2017

Penyusun,


ANDI ALIFIA HUMAIRA

NIM. 20400113014

PERSETUJUAN PEMBIMBING

Pembimbing penulisan skripsi saudari **ANDI ALIFIA HUMAIRA HAMZAH**, NIM: 20400113014 mahasiswa Jurusan Pendidikan Bahasa Inggris pada Fakultas Tarbiyah dan Keguruan UIN Alauddin Makassar, setelah meneliti dan mengoreksi secara seksama skripsi yang bersangkutan dengan judul "*The Use of E-3 (Exploration - Explanation - Expression) Method to Increase Students' Writing at the 2nd Grade at Senior High School 14 Gowa*" memandang bahwa skripsi tersebut telah memenuhi syarat-syarat ilmiah dan dapat disetujui ke sidang munaqasah.

Makassar, September 2017

Pembimbing I

Pembimbing II

UNIVERSITAS ISLAM NEGERI



Dra. Hj. St. Azisah, M.Ed. St., Ph.D.
NIP:19671231 199303 2 016



Andi Asmawati, S.Pd., M.Pd.
NUPN: 9920100351

PENGESAHAN SKRIPSI

Skripsi yang berjudul, “**The Use of E-3 (Exploration-Explanation-Expression) Method to Increase the 2nd Grade Students’ Writing at Senior High School 14 Gowa**”, yang disusun oleh **Andi Alifia Humaira Hamzah**, NIM: 20400113014, mahasiswa Jurusan Pendidikan Bahasa Inggris pada Fakultas Tarbiyah dan Keguruan UIN Alauddin Makassar, telah diujikan dan dipertahankan dalam sidang munaqasyah yang diselenggarakan pada hari Selasa, Tanggal **27 Februari 2018** bertepatan pada Tanggal **11 Jumadil 1439 H**, dinyatakan telah dapat diterima sebagai salah satu syarat untuk memperoleh gelar Sarjana Pendidikan (S.Pd) pada Fakultas Tarbiyah dan Keguruan, Jurusan Pendidikan Bahasa Inggris dengan beberapa perbaikan.

Samata - Gowa, 27 Februari 2018
11 Jumadil 1439 H.

DEWAN PENGUJI
(SK.Dekan No. 452


Tertanggal 19 Februari 2018)

Ketua	: Dr. Muljono Damopolii, M.Ag.	(.....)
Sekretaris	: Dr. Kamsinah, M.Pd.I.	(.....)
Munaqisy I	: Dr. Hj. Djuwairiah Ahmad, M.Pd., M. TESOL.	(.....)
Munaqisy II	: Dr. H. Abd. Muis Said, M.Ed.	(.....)
Pembimbing I	: Dra. Hj. St. Azisah, M.Ed. St.,Ph.D	(.....)
Pembimbing II	: Andi Asmawati, S.Pd., M.Pd.	(.....)

Mengetahui :
Dekan Fakultas Tarbiyah dan Keguruan
UIN Alauddin Makassar, *u*

Amri
/ Dr. H. Muhammad Amri, Lc., M.Ag
NIP: 19730120 200312 1 001

ACKNOWLEDGEMENT



Alhamdulillah Rabbil Alamin, The writer would like to praise and express her high gratitude to Allah SWT, who has given the blessing, health, opportunity and inspiration to finish this writing thesis. And also, she does not forget to express Salam and Sholawat to the prophet Muhammad SAW who has guided moslems from the darkness to the lightness and brought us from the stupidity to the cleverness era.

In finishing this thesis, many problems, difficulties and challenges had been encountered. Those would not have been solved without help, motivation, support, critic, and any advices from many people around the researcher to first and will not be replace the researcher's beloved parent, **Andi Amir Hamzah** and **Suryani Jamal Sakti** the greatest persons in researcher's heart ever, and for their love, sacrifices, affections, advices and prays during her study. and to her brother **Andi Alif Anugrah Hamzah** thank you very much for all of pray, motivated and support, during her study in Makassar. Therefore, the researcher would like to express proudly her sincere gratitude and appreciation to all academic aid as follows:

1. **Prof. Dr. Musafir Pababbari, M.Si** the Rector of Islamic State University of Alauddin (UIN) Makassar, for his advice during she studied at the university.
2. **Dr. H. Muhammad Amri, Lc., M.Ag.** The Dean of Tarbiyah and Teaching Science Faculty for advice and motivation.

3. **Dr. Kamsinah, M.Pd.I,** and **Sitti Nurpahmi, S.Pd., M.Pd,** The Head and the Secretary of English Department of Tarbiyah and Teaching Science Faculty of Alauddin State Islamic University (UIN) Makassar and all of the staffs. The Researcher's Consultants, **Dra. Hj. St. Azisah, M.Ed. St., Ph.D.** and **Andi Asmawati, S.Pd., M.Pd.** who have helped, guided, and supported the researcher during the writing of this thesis.
4. **Murtala, S.Pd, M.Si** the Headmaster of SMAN 14 Gowa who has given permission for the researcher to conduct the study there, and the entire teachers, especially for **Andi Asrul,** the English Teachers for all the time, the information about the teaching-learning process of English and also the school administration staff, thanks for the cooperation.
5. The students of second grade of SMAN 14 Gowa class XI IPA 4 and who gave their time to participate in her research.
6. Her beloved family especially her uncles, aunties and her cousins thanks for their help, support, attention, suggestion, in her study.
7. The researcher would like to thank to her best friends (**Amriah, Nursida, Nurdiana, Anni Jumreni, Nurhilda**), and her beloved friends sincerely in **PBI 1 and PBI 2 Academic Years 2013** that always helped to solve the problems and gave spirit and mental support to her.
8. All the people who helps and those whom the researcher cannot mention their name,

Finally, the researcher realize that this thesis still has not been perfect yet and still needs more some suggestions and critics, thus more improvement for this thesis are strongly needed.

May the almighty Allah SWT always best to us with blessing. Aamiin

Wabillahi Taufik Wal Hidayah.

Wassalam.



Makassar, September 2017

The researcher,

A handwritten signature in black ink, appearing to read 'Andi Alifia Humaira', is written over the printed name.

Andi Alifia Humaira

NIM: 20400113014

UNIVERSITAS ISLAM NEGERI
ALAUDDIN
M A K A S S A R

TABLE OF CONTENTS

	Pages
COVER PAGE	i
PERNYATAAN KEASLIAN SKRIPSI	ii
PERSETUJUAN PEMBIMBING	iii
ACKNOWLEDGEMENT	iv
TABLE OF CONTENTS	viii
LIST OF TABLES	x
LIST OF FIGURES	xi
LIST OF APPENDICES	xii
ABSTRACT	xiii
CHAPTER I INTRODUCTION	1
A. Background	1
B. Research Problem	3
C. Research Objective	4
D. Research Significance.....	4
E. Research Scope	5
F. Operational Definition of Terms	5
CHAPTER II REVIEW OF RELATED LITERATURES	6
A. Previous of Related Review	6
B. Some Pertinent Ideas	7
1. Definition of E3 Method.....	7
2. Definition of Writing.....	9
3. The Components of Writing.....	9
4. Purpose of Writing	11
5. The Forms of Writing.....	12
6. Definition and General Theories of Personal Letter	13
7. Writing Procedure Text	13
8. Generic Structure of Procedure Text	13
9. Significant Lexicogrammatical Features	14
CHAPTER III RESEARCH METHOD	16
A. Research Setting, Location and Content	16
B. Research Design	16

C. Research Participant	19
D. Research Target	19
E. Research Instrument	19
F. Data Collection Procedure	20
G. Data Analysis Technique.....	21
CHAPTER IV FINDINGS AND DISCUSSION	25
A. Findings	25
1. The Pre-Cycle	25
2. First Cycle.....	26
3. Second Cycle	34
Discussion	41
CHAPTER V CONCLUSIONS AND SUGGESTIONS	43
A. Conclusions	43
B. Suggestions	44
BIBLIOGRAPHY	
APPENDICES	
CURRICULUM VITAE	




List of Tables

Table 3.1	Rubric assessment of Writing	21
Table 3.2	The list of Criteria by Ranking	21
Table 3.3	Observation Checklist of Students' Participation	22
Table 3.4	Observation Checklist of Personal Letter Procedure	23
Table 3.5	Observation Checklist of Procedure Text Procedure	23
Table 4.1	Writing score in Pre-cycle	25
Table 4.2	List of observation in the first cycle	28
Table 4.3	List of observation about Exploration - Explanation – Expression (E3) method in applied wiring Personal Letter of First cycle Test	29
Table 4.4	List of observation about Exploration - Explanation – Expression (E3) method in applied wiring Procedure Text of First cycle Test	30
Table 4.5	Frequency Distribution and Percentage of The Students Learning Achievement of the first Cycle	30
Table 4.6	The successful indicator in the first cycle	31
Table 4.7	List of observation in the second cycle	35
Table 4.8	List of observation about Exploration - Explanation – Expression (E3) method in applied wiring Personal Letter of Second Cycle	36
Table 4.9	List of observation about Exploration - Explanation – Expression (E3) method in applied wiring Procedure Text of Second Cycle	36
Table 4.10	Frequency Distribution and Percentage of the Students' Learning Achievement of Second Cycle	37
Table 4.11	The successful indicator in the first cycle	37
Table 4.12	The Distribution of Score Frequency and Percentage the Student' Achievement from Pre-Cycle until Second Cycle	38
Table 4.13	Mean Score Pre-Cycle Until Second Cycle	39

LIST OF FIGURES

Figure 1. : Action research cycle..... 17



LIST OF APENDICEX

- Apendix 1 : Instrument Pre-Cycle
- Apendix 2 : Writings' Scoring in Pre-Cycle
- Apendix 3 : Writings' Classify in Pre-Cycle
- Apendix 4 : Lesson Plan 1
- Apendix 5 : Instrument Cycle 1
- Apendix 6 : Writings' Scoring in Cycle 1
- Apendix 7 : Writings' Classify in Cycle 1
- Apendix 8 : Lesson Plan 2
- Apendix 9 : Instrument Cycle 2
- Apendix 10 : Writings' Scoring in Cycle 2
- Apendix 11 : Writings' Classify in Cycle 2



ABSTRACT

Name : ANDI ALIFIA HUMAIRA HAMZAH
Reg. Number : 20400113014
Department/faculty : English Education/Tarbiyah and Teaching Science
Title : The Use of E-3 (Exploration-Explanation-Expression) Method to Increase the 2nd Grade Students' Writing at Senior High School 14 Gowa
Consultant I : Dra. Hj. St. Azisah, M.Ed. St., Ph.D.
Consultant II : Andi Asmawati, S.Pd., M.Pd.

The main objective of this study is to find out the implementation of Exploration-Explanation-Expression (E3) method. Therefore, the main problem was how is the implementation of E-3 (Exploration-Explanation-Expression) method to increase the students' writing skill? How was the students' improvement in writing by using of Exploration - Explanation – Expression (E3) method? This research was conducted at the second grade of Senior High School 14 Gowa.

The researcher applied classroom action research into four steps. They are: plan (identify the problem), Action (collect the data), observation (analyse and interpret data) and reflection (develop and action) it consists of pre-cycle, first cycle and second cycles. Each cycle consisted of four meetings and four steps. Those are Planning, Acting, Observation and Reflection. The instrument test was writing test and observation checklist consists of opening, main activity and closing. The subject of this research was student of 2nd grade at SMAN 14 Gowa, Which consisted of six classes with the total amount of the students is 256. The researcher only used one class for this research. The class will chose based on consideration from the English teacher, the chosen class was XI IPA 4 by 35 students.

Both of the result of the data indicated that, there was a significance difference between students pre-cycle, first and the second cycle. The students' mean score in pre-cycle was 64.36 which is classified is fair. First cycle showed that the students' achievement and performance was low. It could be seen from the students' mean score in the first cycle was 77.86 which is classified is good. The students' mean score in the second cycle was 84.29 which is classified is good. Then, the result of the research in the second cycle showed that, the students' achievement and performance have improved.

Based on the result of this study, which showed the students' scores were higher after using E-3 (Exploration-Explanation-Expression) to mastery writing. Therefore, the researcher suggested to use E-3 (Exploration-Explanation-Expression) method to increase the students' writing skill.

CHAPTER I

INTRODUCTION

A. Background

In language teaching, communication is usually divided into four main skills: listening, speaking, reading, and writing. Listening and reading are receptive skills, and speaking and writing are productive skills.

As a skill, writing is one way to express an idea, opinion, and feeling. Writing is admitted widely as one of the most difficult skill that students ever do, either in foreign language or in their native language, Raimess (1983) says that many adult native speakers of a language is a tool of communication. Similarly, of what Schwegler (1985) states that writing is one of the hardest things that people do ad as it requires thinking. He also says that, there are several components in writing that should be mastered in writing such as grammatical structure, vocabulary, coherence, organization, and content. Those components are related to another in order to produce a good writing. The absence of one of those components will produce poor result of writing.

Writing processes are the multiple strategies writers use to approach and undertake writing and research. Successful writers use different processes that vary over time and depend on the particular task. For example, a writer may research a topic before drafting, then after receiving feedback conduct additional research as part of revising. Writers learn to move back and forth through different stages of writing, adapting those stages to the situation. This ability to employ flexible writing processes is important as students encounter different types of writing tasks.

In Education, students still find difficulties in learning English. The students lack in motivation, they have less passion to study. The school only

provided short time for teaching English. Teacher's lack of resources and materials, and the excess of students in each classroom are undoubtedly some of the problem is actually the responsibility of education system. However, the teachers also need to use their creativity to break of the limitation and constraints, and collectively make an effort to find ways to deal with these problems. The researcher found similar case in Senior High School 14 Gowa, the students get some difficulties in writing such as finding ideas, lack of vocabulary, lack of connecting ideas, and lack of creativity in developing ideas. If this condition continuously occurs, the students cannot maximally improve their writing ability.

Based on these problems, the researcher offers a study to improve the writing ability by using Exploration-Explanation-Expression (E3) Method. It make students more interactive in the process of teaching and learning Exploration - Explanation – Expression (E3) method. This method is known effective in the learning process, it is different with other methods that often teaches without knowing the extent of student understanding, this method is required to find out the early students' ability so the teachers to know the misunderstanding on materials. By knowing the students' flaws/misconceptions teachers can focus on teaching materials that have not students mastered without having to discuss the whole matter. This method not only save time but also save teacher powers because students play an active role in the learning process.

The researcher hope this method works to improve writing ability, and therefore conducted a research entitled The Use of E-3 (Exploration-Explanation-Expression) Method to Increase the 2nd Grade Students' Writing at Senior High School 14 Gowa.

B. Research Problem

Based on the background above research question is How is the students' improvement in writing by using of Exploration - Explanation – Expression (E3) method at the 2nd Grade Students' Writing at Senior High School 14 Gowa?

C. Research Objective

To improve writing ability by using of Exploration - Explanation – Expression (E3) method at the 2nd Grade Students' Writing at Senior High School 14 Gowa.

D. Research Significance

1. Theoretical Significance

Researchers expect that this research can contribute in enriching the concept of educational practice primarily on increasing writing ability.

2. Practical significance

a. For the teacher

It will give contribution to English teacher that teaching Writing Personal Letter and Procedure Text through the Explorator-Explanation-Expression method is more interesting.

b. For the students

It helps students to write personal text and procedure text by using Exploration-Explanation-Expression method. Through this research the students will able to improve their knowledge in writing by themselves.

c. For the researcher

It will get new knowledge and experience in teaching Personal Letter and Procedure Text by using Exploration-Explanation-Expression method. The result of this research hoped to be a reference for the preparation of troubleshooting of writing, They can also use the result of this research as a comparative study.

Research Scope

This research was focused on finding out the improving students' writing ability through E3 (Exploration-Explanation-Expression) Method at 2nd Grade of High School in 14 Gowa. This improving focus on students' ability of Generic Structure in writing Personal Letter and Procedure Text.

E. Operation Definition of Terms

There are some components that will be discussed in this research, there are :

Writing is a creative process of expressing ideas or ideas that exist within the mind into written form with a specific purpose. Writing is a form of thinking which are set forth in words that are easier to understand. Kern (2000) said that writing is functional communication, making learners possible to create imagined worlds of their own design. Writing ability is defined as the ability to respond to a given stimulus according to some authority's definition of the correct response (Nunan, 1999).

According to Sysoyev (1999) that Exploration is stage of characterized by "inductive learning." Students are given sentences illustrating a certain grammar rule and are asked as a group to find the pattern and, with the help of the teacher, to formulate the rule. Explanation is a stage where teachers clarify the students' understanding or give a correct understanding. Explanation is students can summarize what was previously discovered, now focusing on the form. Expression is a stage where students expressed understanding of newly learned. The stage that provide students experience in applying their acquired knowledge in practice. Personal letter is a letter sent by an individual person to another person or any particular agency. According to Adlan Ali and Tanzili (2006) letter is a piece of paper or more that used as a communication tool to

deliver the statement or information in written form, from one person to another person.



CHAPTER II

REVIEW OF RELATED LITERATURE

This chapter, the researcher will discuss the literature review of this research. It consists of some previous related studies and some pertinent ideas. For more detail information, the explanations as follow :

F. Previous of Related Findings

This Chapter, the researcher will discuss the literature review of this research. It consists of some previous related studies. For more detail information the explanations as follows :

Sysoyev (1999) stated in his Journal "*Integrative L2 Grammar Teaching: Exploration, Explanation and Expression*" he said that the method worked fairly successfully with the students. They were willing to respond and participate in classroom communication. To find out their attitudes towards learning grammar using the EEE method, an anonymous evaluative questionnaire was administered to the group after several lessons of integrative grammar teaching. The scores of the questionnaire were adjusted in such a way that a positive response meant a positive attitude towards integrative grammar teaching. The mean score was 1.33, which signifies the students were positive towards the Exploration-Explanation-Expression method. M A K A S S A R

Siregar (2013) conducted a research with title *Improving Students' Achievement in Writing Narrative Text through Problem Based Learning*. She found that Problem Based Learning technique can improve the students' achievement in writing narrative text.

The previous research is the thesis entitled *The Use of Diary Writing in the Teaching of Writing Recount Text* by Zahiroh (2010). The researcher said that, the main objective of this study is to find out the effectiveness of the teaching of

writing recount text with the use of diary writing. After the research finished, she said that there is a significant difference in writing recount text score between students taught by using diary and those who taught by using non-diary writing. It is showed the mean of experimental class is higher than control class.

Base on the researcher above who stated Exploration-Explanation-Expression method work successfully with the students (Sysoyev:1999), Writing Narrative Text can be improve by using Problem Base Learning (Siregar:2013), and Zahiroh (2010) found the effectiveness of writing diary through Recount Text, the researcher believe that students' writing skill will be improve through Exploration-Explanation-Expression Method.

G. Some Pertinent Ideas

1. Definition of Exploration-Explanation-Expression

According to Sysoyev (1999) Exploration is stage of characterized by "inductive learning." The stage that students can summarize what was previously discovered, now focusing on the form. The explanation stage is quite important because students feel safer when they know the rules and have some source to go back to in case of confusion or for future reference. Expression is stage that provide students experience in applying their acquired knowledge in practice by making meaningful utterances. On the one hand, this may also serve as a motivation technique, since learners can actually see what they can do with what they have learned.

Vystavělová (2009) declared that Exploration, Explanation, Expression method mainly used in teaching grammar is a slightly modified from P3 (Presentation, Practice, and Production) method that offers to the teacher the reassurance of a detailed set of sequential steps of follow in the classroom. While Lodawik (2015) said that *exploration, explanation, and expression (EEE)* defined

to inform how each of these stages function, several lessons were conducted by using those stages in the class of academic writing as the evidence.

Galvez (2011) said that Exploration, Explanation and Expression (EEE) method, it combines form (communication) and the meaning (grammar) in teaching foreign languages. This method consists in three steps: First, the students have to find the grammatical pattern in a group of sentences, text or paragraph etc. that it is selected by the teacher (this will be called exploration). Second, students find the pattern or sequences in the text or paragraph and summarize what was previously discovered. As a third step, they start practicing the production of meaningful utterances with each other in communication and interactive task.

Ismail (2010) stated that the idea of the CCCC's model was partially based on Sysoyev's (1999) model which included three stages: Exploration, Explanation and Expression. Sysoyev's model was based on integrative grammar teaching which probably involves both form and meaning (Spada & Lightbown, 1993). However, The CCCC's model employed both integrative grammar and communicative language teaching. It presupposed students' interaction while learning. The model included four stages. In the first stage (Confrontation) each student works independently to read a text, to underline the grammatical features of the text as directed by the teacher or by the task, and to think about questions to ask while in the second stage (Clarification) students are asked to work in groups to check and discuss their findings and try to formulate the grammatical rules. In the third stage (Confirmation) the teacher brings the class together to discuss their answers and seek confirmation from the teacher for their findings. In this stage the teacher provides explanation and clarification for the grammatical rules. In the final stage (Consolidation) students are instructed to practice the new structure.

Ikechukwu (2015) said that E3 method consisted of three stages: exploration, explanation and expression (EEE). At the exploration stage, learners looked at certain sentences and discovered a grammatical pattern under the instructor's supervision. In the explanation stage, the teacher explained explicit rules, while in the expression stage the students used new structures in interaction and in producing meaningful utterances. Finally, an evaluative questionnaire was administered at the end of the lessons to determine the attitudes of the students towards the new method of grammar teaching.

2. Definition of Writing

“Writing is functional communication, making learners possible to create imagined worlds of their own design.” Richard Ken, 2000: 172). Writing as one of four language skills is considered as a difficult skill because the researcher should make some aspect in writing such as content, organization, purpose, vocabulary, punctuation, and spelling in a balance way. Writing is the activity or occupation of writing, for example books, stories, or articles. We can take more time to think and choose words in order to express our idea, though, and feeling. We still can make editing or revision of it is not clear to express what intends to write. Sudaryanto (2001: 64) said that, “writing skill is a person's ability to express his/her mind and feeling which is expressed in a written language, in graphic symbols so that the readers are able to understand the message inside”.

3. The Components of Writing

Heaton (1988) divide component writing into five main areas. There are content, organization, vocabulary, language usage, and mechanics. The Content of composition should contain one central purpose only, should have unity, should have coherence, and continuity, should be adequately developed. Meanwhile, the purpose of organizing material in writing involves coherences, order of

importance, general to specific, specific to general, chronological order and spatial order of pattern. In other hand, the effective use of word will be good writing both specific and technical writing if it use the right vocabulary. The lack of vocabulary makes it difficult to express ideas.

The good writing skill can be analyzed to group and varied skills. Heaton (1988:135) divided components writing into five main areas. They are grammar, mechanics, vocabulary, content and organization.

a. Grammar

Grammar concerns about the ability to write correct and appropriate sentences. The writer has gave attention for preposition, tenses such as using verbs, nouns, adjective, also conjunction, and articles. It is very important to the writer to clarify the correct usage of point grammar because reader will be difficult to understand it. In order side there are at least two main part of mechanic in writing namely punctuation and capitalization.

b. Mechanics

It is related with the ability to use correctly words to the written language such as using of capitalization, punctuation, spelling. It is very important to lead the readers to understand or recognize what the written means to express. The use of favorable mechanics in writing will make readers easy to the group to conveying ideas or message of writing.

c. Content

The content of writing is about the ability to think creatively and develop thoughts, excluding all irrelevant information. It should be clear to readers. So, they can understand what the messages convey and gain information from it. The content of writing should be well unity and complete because the characteristic of good writing has unity and completeness.

d. Vocabulary

Vocabulary is an essential part of compose writing. The writers need vocabulary mastery well to express or write their ideas. The effective using of words or vocabulary in writing must be relevant with the topic to let the readers perceive and feel it. Someone who lack of vocabulary will be difficult to compose what they are going to express but appropriate words will help writers to compose writing.

e. Organization

Organization is the ability to develop ideas and topic which relevant in a united form. On the other hand, it concerns in ways of writer to arrange and organize the ideas or messages in writing. There are many ways in process of organization writing involves coherence, order of importance, general to specific, specific to general, chronological order and spatial pattern.

4. Purpose of Writing

According to O'Malley and Valdez (1996), there are three purposes of writing base on the types of writing in English language learning, those are:

a. Informative

It is represented by “informative writing”, that is purposes to share knowledge or information, give direction, and state ideas to other. Informative writing involves describing events or experiences, analyzing concept, speculating on causes and effect, and developing new ideas that are purposed to inform something may important to readers.

b. Expressive or Narrative

It is represented by “expressive writing” or “narrative writing” that is purposed to share a personal or imaginative expression. Commonly it is composed

by the researcher story or essay. Expressive or narrative often used to perform a pleasure discovery, story, poems, or short play.

c. Persuasive

It is represented by “persuasive writing” that is purposed to persuade the readers to do something. It effort to influences others and initiate action or change. This type of writing includes evaluation of book, movie, consumer product, or controversial issues.

5. The Forms of Writing

Wishon and Burks in Marwah (2009) divide forms of writing into four divisions namely narration, description, exposition and argumentation.

a. Narration

Narration is the form of writing use to relate the story of acts or events. It places occurrences in time and tells what happened according to natural time sequences. Type of narration include short stories, novel, and new stories, as well as large part of our everyday social interchange in the form of letter and conversation

b. Description

Description reproduces the way things look, smell, taste, feel, or sound. It may also evoke moods such as happiness, loneliness, or fear. It is use to create a visual image of people, place, even of units of time-days, time of day, or seasons. It may be used also to describe more than the outward appearance of people. It may tell about their traits of character or personality.

c. Exposition

Exposition is used in giving information, making explanations, and interpreting meaning. It includes editorials: essay, and informative and instructional material.

d. Argumentation

Argumentation is used in persuading and convincing. It is closely related to exposition and it is often found combined with it. The aim is to make a case or to prove or disprove a statement or proposition. It may present arguments to persuade the reader to accept an idea or a point of view.

6. Definition and General Theories of Personal Letter

“Letter is a piece of paper or more that used as a communication tool to deliver the statement or information in written form, from one person to another,” (Adlan Ali and Tanzili, 2006). It usually contains of feeling expression, private thing, and important thing. Concerning to Yose, personal letter is a way to send message in written form (Rizal, Yose 2003: 2) There are many types of personal letters, and they are written for a wide variety of reasons. And personal letters also known as friendly letters. Furthermore, personal letter is a type of friendly letter which provides communication between a small numbers of people, usually two. It contains of feeling expression, private things, and important things as a way to communicate and allows a person to leave a message to keep in touch.

7. Writing Procedure Text

Writing is usually thought to be the most difficult skill to acquire and should only be taught after students have learned the other skills¹². In many school, writing is principally conducted to demonstrate a knowledge of decontextualized facts with little awareness of a reader beyond the teacher □ examiner

8. Generic Structure of Procedure Text

According to Swales (1990), structure of texts is a device that supports communicative purpose. Some with other text type, procedure text also has generic structure according to communicative purpose of the text itself. However

there are certain similarities within the texts with the same purpose. The similarities create an expectation of the general schematic structure of the text that is called generic structure of a text. The generic structure of procedure text also called as constructing a procedure text. Constructing itself comes from the verb “construct”, which has meaning: to build something, to put or fit something together, to form together. Mark Anderson and Kathy Anderson have same meaning, there are three generic structure of procedure text, they are:

1. An Introductory statement that gives the aim or goal.
2. A list of the materials that will be needed for completing the procedure (not required for all procedural texts).
3. A sequence of steps in the order they need to be done, because goal followed by a series of steps oriented to achieving the goal.

Thus from the explanation above, it can be concluded that there are three points of generic structure of procedure text which is crucial and it can be stated without ones. Because they are in one unity to achieve a social function, it is to tell someone how to do something or how to make/ how to operate something.

9. Significant Lexicogrammatical Features

Besides having social function and generic structure, procedure text also has significant features that support the form of a procedure text. Base on Setiawan (2008) They are:

- a. Simple Present Tense, especially imperative form.

Eventually, procedure text has the social function is to tell someone to do something. So, the instruction here is used by imperative verb in present tense. For examples get, chop, cut, stir, add, boil, grind, etc.

b. Connective of sequence

Sometimes, that is not enough to make a good instruction just using imperative form of present tense. But, to make it better and easy to follow, we need the word like as then, after that, next, finally, etc. These are called comparative sequence.

c. · Numbering

The function of numbering here is same as comparative of sequence. It will be needed if the writer wants to show some variant of sequence, for examples: first, second, third, fourth and etc.

Therefore, Exploration-Explanation-Expression method is a method that made students explore and analyze the patterns in order to find out what are the possible grammar rules of the examples given by the teacher. Where the students can produce their own answer. E3 method combined by writing as a skill in English which write messages to the readers where is not blocked of the time and place, organized on several rules based on each type of text.

CHAPTER III

RESEARCH METHOD

A. Research Setting, Location and Content

The research was about an Improving Students' Ability in writing personal letter and procedure text at the 2nd Grade of Senior High School 14 Gowa. The curriculum in Senior High School 14 Gowa used 2013 Curriculum. It is located on Jl. Poros Malino Km.2 Batangkaluku Sungguminasa, Gowa Regency.

The Senior High School 14 of Gowa have their own facilities such as one room for headmaster, one room for staff, one office room, one room for administration, a Counselor's room. There are two labs in this school, lab for Computer and for Science. Some public places like Library, Clinic, Musholah, Students' Council, Ex-school Bases, 2 sport yards, and two parking areas. The students' hunger will be supplied by five cafeterias. Senior High School 14 Gowa have many students' caused it have twenty-four classrooms.

The totally of the teachers in Senior High School 14 Gowa was 43 teacher with detail of 17 male teachers and 26 female teachers that have qualification of S1. While the totally of the students in academic year of 2016/2017 Senior High School 14 Gowa 601 students. There are 287 students' at the 1st grade, 256 students at 2nd grade, and 296 at the 3rd grade.

B. Research Design

Classroom action research was the way that researcher used to improve the students' writing skill through E-3 (Exploration – Explanation – Expression) According to Basrowi and Suwandi (2008), CAR is action research in education sector that do in class area and have the goal to repair and to increase the learning quality. It means that classroom action research is a kind of research has quality

with do specific action so it can repair and or increase the learning practices in classroom with more professional.

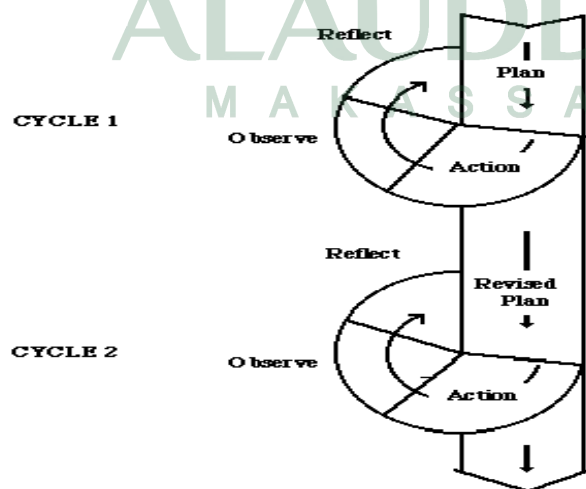
Wiriatmaja (2005) state that classroom action research is method how a group of teacher can organize his teaching learning condition and learn from his own experience. Teacher can try efforts. There are some characteristics, aims and model of Classroom Action Research, they are:

1. Characteristics of a Classroom Action Research.

In David Nunan's book (1992) there are three defining characteristic of action research, they are:

- a. It is carried out by practitioners (for our purposes, classroom teachers_ rather than outside researchers.
- b. It is collaborative, and
- c. It is aimed at changing

In this experiment researcher used model by Kemmis and McTaggard (1998). Kemmis and McTaggard (1998), describe the procedure of action research in four steps, there are : Plan, Action, Observe, and Reflect. It means that the cycle consist of Plan, Action, Observe, and Reflect.



1. Plan

The researcher prepared all things that related to the lesson. The first, the researcher wrote a lesson plan. The lesson plan create based on the curriculum and the syllabus of Senior High School Grade XI. The next the researcher select some personal letter and procedure texts that match with the students' level. Then, the researcher prepared the test for the students'. The last, the researcher prepare observation and field notes sheet that fill up by the collaborator while the researcher apply Exploration-Explanation-Expression method in the classroom.

2. Action

In this step, the researcher taught the students about the personal letter and procedure text. Firstly, the researcher explained the aims of the lesson. Then, the researcher explored students' understanding about personal letter and procedure text by asking question. Next, the researcher explained the rest of personal letter and procedure text to students who do not understand. Finally, the students write a personal letter and procedure text by their own understanding.

3. Observe

In this step, the collaborator helped the researcher to observe the processes of teaching and learning by using the observation checklist.

4. Reflect

In this step, the researcher analyze all of the data; Preliminary data, test and observation checklist. From the data, the researcher can find out about the result of the cycle 1; it is successful, less success, or failed to achieve the indicator of success. The result of this reflection will use as a consideration to plan the next action for the next cycle and to determine whether or not the next cycle is needed. If the cycle 1 not successful or failed, the researcher identify the causes that make

this strategy was not success. Then, the researcher plan cycle 2 to repair the unsuccessful thing in cycle 1

C. *Research Participant*

The subject of this research was student of 2nd grade at SMAN 14 Gowa, Which consist of six classes with the total amount of the students is 256. The researcher only used one class for this research. The class will chose based on consideration from the English teacher, the chosen class was XI IPA 4. The researcher Collaborate with English teacher.

D. *Research Target*

The research target is 65% of students get the minimum score of English writing. The KKM standard score of SMAN 14 Gowa point 75. Therefore, the students give good response of E3 (Exploration-Explanation-Expression) Method.

E. *Research Instruments*

The instruments will be used in this research are writing test, and observations checklist:

1. Writing Test

The test is a way to know the students' understanding about the lesson. Ridwan (2007) defined that a test is the questions or exercises that are used to measure skills, intelligence or talent. In this research, the test focus on writing Personal Letter and Procedure Text. The test is the researcher asks the students to write a personal letter and Procedure Text. The purpose of the test is to measure the students' Skill in writing personal letter. From the test, the researcher know the students' improvement in writing personal letter and Procedure Text.

2. Observation Checklist

The second instrument is observation checklist. It is an instrument for observation will make by the researcher based on the lesson plan and Exploration-Explanation-Expression steps.

The tables will filled up by the collaborator. In this research, the researcher will ask the English teacher of Senior High School 14 Gowa. The collaborator will fill up the observation checklist during the lesson in each meeting. This observation checklist will be used by the researcher as the reference to rivise the next cycle.

F. *Data Collection Procedure*

There are two step to collect the data : Test as a quantitative and Observation Checklist as qualitative.

First, the researcher needs to know the score of students' writing ability before the treatment. First test will be given to students to know their ability. To Increase students' writing skill the researcher use Exploration-Explanation-Expression Method in learning proses. After giving the treatment in class the students will give another test to know how far the increase of Exploration-Explanation-Expression Method in learning proses.

Observation Checklist filled by collaborator base on the activities in class during learning proses. The purposes of Observation Checklist are the researcher can calculate the students' participation and calculate the procedures of implementation Exploration-Explanation-Expression method in writing Personal Letter and Procedure Text. This observation checklist will be a reference of researcher to explain more about the implementation of Exploration-Explanation-Expression Method in learning proses.

G. *Data Analysis Technique*

After collecting the data, the researcher analyzed them to get valid data. The quantitative data were obtained from the result of the test (achievement data) that was carried out at the end of the cycles. In terms of the achievement data,

The quantitative data will be analyzed as follows:

a. Scoring students' writing ability

Table 3.1 Rubric assessment of Writing

No	Aspek	Keterangan	Skor
1	Generic Structure	High quality structural	4
		Low quality structural	3
		Unclear text	2
		Unstructured and difficult to understand	1
2	Language Structure	Correct	4
		Sometime incorrect but didn't affect meaning	3
		Not correct and Impact the Meaning	2
		Difficult to Understand	1
3	Vocabulary	Correct	4
		Sometime incorrect but didn't affect meaning	3
		Not correct and Impact the Meaning	2
		Difficult to Understand	1
4	Meaning	Very Clear and Effective	4
		Quite Clear and Effective	3
		Clear and Ineffective	2
		Not Clear	1
5	Connection of Ideas	Very Clear	4
		Quite Clear	3
		Not Clear Enough	2
		Not Clear	1

(Mutmaina, 2013)

- b. Classifying the score of students' writing ability

Table 3.2 The list of Criteria by Ranking

Criteria of Mastery	Grade
90-100	Excellent
75-89	Good
60-74	Fair
30-59	Unacceptable
1-29	Not college-level work

(Harris, 1969 : 134)

- c. Mean Score

This formula will be used to know the mean score of the students' achievement:

$$\bar{x} = \frac{\sum x}{N}$$

Where:

\bar{x} : Mean Score

$\sum X$: The sum of all score

N : the number of subject (students)

(Gay, 2006)

- d. Frequency

Computing the frequency and the rate percentage of the students' score:

$$P = \frac{f}{N} \times 100\%$$

Where:

P = Percentage

f = Frequency

N = Total number of students.

(Sudjiono, 2014)

The qualitative data will be analyzed as follows:

The observatory filled the observation checklist to calculate the students' participation by using formula as stated by Helmi (2012):

Table 3.3 Observation Checklist of Students' Participation

No	Indicator	None (0%)	A few (<20 %)	Half (20- 49%)	Many (50- 69%)	Major ity (>70 %)	Total Score
		1	2	3	4	5	
1	Students' participation towards teacher's explanation.						
2	Students' activity in making a note from teacher's explanation.						
3	Students' asks questions to the teacher to clarify understanding						
4	The students answer teacher's questions.						
5	The students answer teacher' questions.						
6	The students are enthusiastic doing and complete the written test.						

The observatory fill the observation checklist to calculate the procedures of implementation Exploration-Explanation-Expression method in writing Personal Letter :

Table 3.4 Observation Checklist of Personal Letter Procedure

No	Procedures	Yes	No
1	Students explaining the purpose of Personal Letter		
2	The teacher correction the purpose of Personal Letter		
3	Students identifying the characteristic of Personal Letter		
4	The teacher correction the characteristic of Personal Letter		
5	Students telling the information from Personal Letter		
6	The teacher correction information from Personal Letter		
7	Students' final task writing simple Personal Letter		

The observatory fill the observation checklist to calculate the procedures of implementation Exploration-Explanation-Expression method in writing

Procedure Text :

Table 3.5 Observation Checklist of Procedure Text Procedure

No	Procedures	Yes	No
1	Students explaining the purpose of Procedure Text		
2	The teacher correction the purpose of Procedure Text		
3	Students identifying the characteristic of Procedure Text		
4	The teacher correction the characteristic of Procedure Text		
5	Students' final task write a Procedure Text		



CHAPTER IV

FINDINGS AND DISCUSSION

A. Findings

Based on the pre-cycles, the researcher had interviewed with the teacher and found some evidence about the students' condition of the class, including the students' problems. On August 2017, the researcher found that writing in this class was hard either Personal Letter and Procedure Text or any kinds of text. This case happened because students could not express and write any ideas in their brain, they could not combine the words by using English through writing. Even though, the kinds of the text contained the Personal Letter and Procedure Text. The other problems in writing were, the students could not arrange the steps on the writing Personal Letter and Procedure Text.

1. The pre-cycle

Pre-cycle meeting conducted at the beginning of the research. The purpose of this meeting was to find out the students' ability in writing Personal Letter and Procedure Text. This section conducted on August 22th 2017. The researcher gave the application about the definition and generic structure Personal Letter and Procedure Text. The researcher explained to the students about how to make Personal Letter and Procedure Text writing by telling them some examples of Personal Letter and Procedure Text. Then, researcher gave a piece of paper to the students. It contained title of Personal Letter and Procedure Text and asked them to write as well as possible.

During the treatment, most of the students had difficulties in writing Personal Letter and Procedure Text. It could be seen from their writing result. Students got difficulties in developing their idea. They confused what they want to write in the next step. The researcher examined the answer sheet and finds the

result. The result of students' means score in writing Personal Letter and Procedure Text using formula:

Table 4.1 Writing score in Pre-cycle

No.	Classification	Score	Frequency	Percentage (%)
1	Excellent	90-100	0	0
2	Good	75-9	10	29
3	Fair	60-74	15	43
4	Unacceptable	30-59	10	29
5	Not college-level work	1-29	0	0

The table shows the percentage and frequency of the students in writing a Personal Letter and Procedure Text. It indicated that the percentage of students' score in pre-cycle or before implementation Exploration - Explanation - Expression (E3) method in writing Personal Letter and Procedure Text was absolutely inferior. The research could sum that from 35 students in this class 43 percent were fair. It dominated from all categories. Despite of the inferiority, there is no students got good in writing category score.

In pre-cycle test, the researcher got data that most of the students were inferior. It means that students need to use any technique in increase their ability in writing a text. The researcher would use the technique which contains steps to increase their writing better. The technique calls the Exploration - Explanation - Expression (E3) method.

2. The First Cycle

a. Planning

This cycle conducted for four meetings. It conducted on September 15th, 21th, 22th, and 28th 2017.

The first, second, third, and fourth meetings used to give materials and the end of fourth meeting used to conduct test. In this phase, the researcher and the teacher made a planning for the action based upon the problem faced by

students toward writing technique. In this case, researcher selected materials and exercise to the students. Beside lesson plan, researcher prepared also observation checklist and test in the end of cycle.

There were some activities in this step. First, the researcher prepared lesson plan, materials and media. The lesson plan played the researcher need to do. The material consisted of papers related to the writing skill. The media are Personal Letter and Procedure Text. Then, the researcher prepares research instrument such; observation sheet and the camera to take picture for documentation.

Having conducting this research, all required materials prepared first before going to the action they were lesson plans, RPP, observation sheet, Personal Letter, Procedure Text and some of things related with this research.

b. Action

1.) First meeting

Based on the schedule of the class, the first meeting conducted Friday, September 15^h 2017. This researcher started to teach from 7:30- am – 9:45 am. The first meeting had 135 minutes to deliver the material. During the duration, the researcher work as effective as possible to reach the foal every single meeting.

This step, the researcher became a teacher and she accompanied by the teacher as observer or collaborator. The first meeting focused on the understanding of Personal Letter. Steps in teaching and learning process were:

a.) Warm-up meeting (each meeting)

The researcher began class by greeting and saying pray. The researcher started the activity in the classroom by checking the attendance list. The students asked to pay attention of purpose which related to the goal of the study.

b.) The chain of the first-meeting

The teacher asked to students of their basic knowledge about definition of Personal Letter. Teacher corrected the definition of Personal Letter. The teacher asked to students' of their basic knowledge about purposed of Personal Letter. The teacher corrected the purposed of Personal Letter. The teacher asked to students' of their basic knowledge about characteristic of Personal Letter. The teacher correct the characteristic of Personal Letter. The teacher asked to students' of their basic knowledge about Information inside the Letter. Last, the teacher corrected the Information inside the Letter.

2.) Second meeting

The second meeting conducted on Thursday, September 21th 2017 at 11:00 am – 11:45 am. Each Thursday only have one hour so the teacher plan this one hour only to let the students express their knowledge about writing by write a Personal Letter together on the board.

3.) Third meeting

The third meeting conducted on Thursday, September 22th 2017 at 7:30 am – 9:45 am. The teacher asked to students' of their basic knowledge about definition of Procedure Text. The teacher correct the definition of Procedure Text. The teacher asked to students' of their basic knowledge about purposed of Procedure Text. The teacher corrected the purpose of Procedure Text. The teacher asked to students of their basic knowledge about characteristic of Procedure Text. The teacher corrected the characteristic of Procedure Text.

4.) Fourth meeting

The fourth meeting conducted on Thursday, September 28th 2017 at 11:00 am – 11:45 am. Each Thursday only have one hour so the teacher plan this one hour only to let the students express their knowledge about writing by write a Procedure Text together on the board.

c. Observing

In observation, the researcher and the teacher had evaluated either student's learning process or the attitude in writing Personal Letter and Procedure Text. Based on the observation, made by the researcher and collaborator/ teacher in the first cycle the data were found as follow:

Table 4.2 List of observation in the first cycle

No	Indicator	None (0%)	A few (<20%)	Half (20-49%)	Many (50-69%)	Majority (>70%)	Total Score
		1	2	3	4	5	
1	Students' participation towards teacher's explanation.			✓			3
2	Students' activity in making a note from teacher's explanation.		✓				2
3	Students' asks questions to the teacher to clarify understanding		✓				2
4	The students answer teacher's questions.				✓		4
6	The students are enthusiastic doing and complete the written test.				✓		4

The table above shows that how the learning process in classroom while the researcher doing the treatment in the first cycle. It indicated students' attitude during the learning process. It made the researcher quite good with feedback from the students. Yet, there were some aspects that need to improve. And it adapted into the next cycle.

The use of Exploration - Explanation – Expression (E3) method in teaching Personal Letter and Procedure Text indicated that students underwent

good respond or feedback. It can be seen in aspect of seriousness during the learning process. When the researcher explain and gave the students instruction or explanation, students seemed curiosity. Less than half of them were active involved in the learning process, making comment or asking questions about the instruction as well as about Personal Letter and Procedure Text how to make it well. In other side, half of the students still doubt in say something although the researcher gave them opportunity to give any comments about the materials.

The second aspect in observation checklist talked about taking note. Either the first, second, third or fourth meeting occurred, few of the students taking note about the teacher explanation. Many of students did not take note caused of there is no instruction to take note from the teacher.

The next aspect is students answering teacher's question. In the first, second, third or fourth meeting in this cycle, many of question giving answers to the teacher question. Half of them did not know the answer but they keep trying to giving answer. That is proved that they have enthusiasm to learn. Although few of the students did not giving any answer to the question's teacher asked.

Regarding the students enthusiasm, it can be said that the students were active in doing their writing task. Beside observation the students' attitude in teaching in learning process, the researcher also gave the students' competence test in fourth meeting. It needed to know the students achievement of the material during the teaching and learning process.

Table 4.3 List of observation about Exploration - Explanation – Expression

(E3) method in applied wiring Personal Letter of First cycle Test

No	Procedures	Yes	No
1	Students explaining the purpose of Personal Letter	✓	
2	The teacher correction the purpose of Personal Letter	✓	
3	Students identifying the characteristic of Personal Letter	✓	
4	The teacher correction the characteristic of Personal Letter	✓	

5	Students telling the information from Personal Letter	✓	
6	The teacher correction information from Personal Letter	✓	
7	Students' final task writing simple Personal Letter	✓	

The table above shows that applying Exploration - Explanation - Expression (E3) method in wiring Personal Letter of Pre-cycle Test. It showed that the teacher done all the procedure of Exploration - Explanation - Expression method.

Table 4.4 List of observation about Exploration - Explanation - Expression (E3) method in applied wiring Procedure Text of First cycle Test

No	Procedures	Yes	No
1	Students explaining the purpose of Procedure Text	✓	
2	The teacher correction the purpose of Procedure Text	✓	
3	Students identifying the characteristic of Procedure Text	✓	
4	The teacher correction the characteristic of Procedure Text	✓	
5	Students' final task write a Procedure Text	✓	

The table above shows that applying Exploration - Explanation - Expression (E3) method in wiring Procedure Text of Pre-cycle Test. It showed that the teacher done all the procedure of Exploration - Explanation - Expression method. The students' result of the competence test in the first cycle is show in the following table.

Table 4.5 Frequency Distribution and Percentage of The Students Learning Achievement of The First Cycle

No	Classification	Score	Frequency	Percentage (%)
1	Excellent	90-100	0	0
2	Good	75-89	25	71
3	Fair	60-74	10	29
4	Unacceptable	30-59	0	0
5	Not college-level work	1-29	0	0

The table above shows that the score of the students increased. Although from 35 students who followed the test, none got excellent score. But, if we

compare with the pre-cycle test, it will show a significant score. The data shows no more students get unacceptable score and decrease students who got fair score from 15 to 10. On the other way, good score increased until 25 students. Fortunately in the first cycle, the researcher decided the students in the pre-cycle test who got Fair score could decrease in this cycle. The further information about how significant the students got advance, it will be showed in the table below.

Table 4.6 The successful indicator in the first cycle

No	Score	Category	F	%
1	0-74	Not success	10	29
2	75-100	Success	25	71
Total			35	100

From the table above, it showed that the successful indicator of this research which had to fulfilled by the students were achieved in the first cycle. There were only 71% or 25 students were classified success.

From all the data above, it can be concluded that the first cycle there were improvements in the students' writing ability in comparison with the result in the pre-cycle test. The successful criteria is achieved, it meant the learning process was good. Therefore, the researcher decided to more improve the students' achievement in writing Personal Letter and Procedure Text in the next cycle to know how far the students' ability in writing can be more increased.

d. Reflection

Based on the data either pre-cycle or the first cycle. The researcher found score of the test, there were still some problems which faced by students in writing Personal Letter and Procedure Text. The problems were found by researcher and the teacher who observed while teaching process. The problem consisted of the students' were still lack in organization their idea, not really

understand the use of imperative sentence. It could be said that the students' were still lack in understanding the material.

On other side, teaching and learning process were quite optimal. The problem occurred because neither interaction nor feedback was happened well. The cases of the learning process, the teacher could concluded that most of students were still less in making comments or giving the explanation and instruction, taking note or whatever they think important, the students' participation in asking questions and the students' participation in suggesting ideas and following the lesson. It can be said that the students did not give more attention to the material.

According to the collaborator, the use of Exploration - Explanation - Expression (E3) method in teaching Personal Letter and Procedure Text made students underwent good attitude. The teacher said that when the researcher explained and gave the students instruction or explanation, students seemed curiosity. But, the teacher gave the statement and advice to make learning process going well.

The teacher comments such as: more involved students in the leaning process, making comments or asking questions about instruction, asking the student to say sometime about their misunderstanding of the material, enthusiasm of the students of the task to be inspired. Beside, teacher also asked the researcher to use some source of the material to help their task. The source of the learning consisted of dictionary, text book, even asking their friends in other that the result of the cycle better.

In social working, the teacher gave more attention and explanation to some students. According to the teacher, the students did not understand the

material because they did not get attention enough while the teaching process happened.

3. The second Cycle

a.) Planning

This cycle conducted for four meetings. It was conducted on September 29th, October 5th, 6th, and 12th 2017. Planning in the first cycle and the second cycle have quite some step because there were lesson plans, observation checklist and students' test. The second cycle conducted for four meetings. There was an emphasis on correcting the weakness in the first cycle. The correction needed to make a good result when the teaching process happened.

b.) Action

1.) First meeting

Based on the schedule of the class, the first meeting conducted on Thursday, September 29th 2017. The researcher started to teach 7:30 am – 9:45 am. The first meeting had 135 minutes to deliver the material. During the duration, the researcher work as effective as possible to reach the foal every single meeting.

The first meeting was same with the action in the cycle one. But, the researcher inserted any important action to correct the weakness in the first cycle. The researcher gave more attention and explanation to some students. The researcher also asked them to repair if there are any common mistakes in their writing Personal Letter.

2.) The second meeting

The second meeting conducted on Friday, October 5th 2017. The researcher started to teach from 11:00 am – 11:45 am. The teacher choose some

students who need got attention more to express their knowledge about writing by write a Personal Letter together on the board.

3.) The third meeting

The third conducted on Friday, October 6th 2017. The researcher started to teach from 7:30 am – 9:45 am. This meeting was same with the action in the cycle one. But, the researcher inserted any important action to correct the weakness in the first cycle. The researcher gave more attention and explanation to some students. The researcher also asked them to repair if there are any common mistakes in their writing Procedure Text.

4.) The fourth meeting

The fourth meeting conducted on Friday, October 12th 2017. The researcher started to teach from 11:00 am – 11:45 am. The teacher choose some students who need got attention more to express their knowledge about writing by write a Procedure Text together on the board.

c.) Observation

After correcting the first cycle in observation, the researcher directly met the teacher and repaired what thing to do in the next cycle and made it better. There were three aspects which consulted in observation checklist. They were seriousness of the students during the learning process, the enthusiasm of the students in doing the task and the students' participation. All of them focused on the students' behavior in teaching and learning process.

The result of the observation which were done in the second cycle. The significant result would arise if the researcher could be considered to the first cycle of observation checklist. For clear information about the improvement about improvement, see the following table.

Table 4.7 List of observation in the second cycle

No	Indicator	None (0%)	A few (<20%)	Half (20-49%)	Many (50-69%)	Majority (>70%)	Total Score
		1	2	3	4	5	
1	Students' participation towards teacher's explanation.				✓		4
2	Students' activity in making a note from teacher's explanation.					✓	5
3	Students' asks questions to the teacher to clarify understanding			✓			3
4	The students answer teacher's questions.				✓		4
6	The students are enthusiastic doing and complete the written test.				✓		4

The table above shows that how the learning process in classroom while the researcher doing the treatment in the second cycle. It indicated students' attitude during the learning process. It made the researcher quite good with feedback from the students.

The use of Exploration - Explanation – Expression (E3) method in teaching Personal Letter and Procedure Text indicated that students underwent good respond or feedback. It can be seen in aspect of seriousness during the learning process. When the researcher explain and gave the students instruction or explanation, students seemed curiosity. Many of them were active involved in the learning process, making comment or asking questions about the instruction as well as about Personal Letter and Procedure Text how to make it well. In other side, few of the students still doubt in say something although the researcher gave them opportunity to give any comments about the materials.

The second aspect in observation checklist talked about taking note. In the first cycle many of students did not take note caused of there is no instruction to take note from the teacher, so in the second cycle teacher giving instruction to the students to take notes and majority of the students take notes.

The next aspect is students answering teacher's question. In the first cycle, only few of students giving question to the teacher question. In second cycle it is increased almost half of them asking questions.

On the giving answer aspect many of student giving answer. Although few of them just giving random answer to the question's teacher asked. Regarding the students enthusiasm, it can be said that the students were active in doing their writing task.

Beside observation the students' attitude in teaching in learning process, the researcher also gave the students' competence test in fourth meeting. It needed to know the students achievement of the material during the teaching and learning process.

Table 4.8 List of observation about Exploration - Explanation – Expression (E3) method in applied wiring Personal Letter of Second Cycle

No	Procedures	Yes	No
1	Students explaining the purpose of Personal Letter	✓	
2	The teacher correction the purpose of Personal Letter	✓	
3	Students identifying the characteristic of Personal Letter	✓	
4	The teacher correction the characteristic of Personal Letter	✓	
5	Students telling the information from Personal Letter	✓	
6	The teacher correction information from Personal Letter	✓	
7	Students' final task writing simple Personal Letter	✓	

The table above shows that applying Exploration - Explanation – Expression (E3) method in wiring Personal Letter of Pre-cycle Test. It showed that the teacher done all the procedure of Exploration - Explanation – Expression method.

Table 4.9 List of observation about Exploration - Explanation – Expression (E3) method in applied wiring Procedure Text of Second Cycle

No	Procedures	Yes	No
1	Students explaining the purpose of Procedure Text	✓	
2	The teacher correction the purpose of Procedure Text	✓	

3	Students identifying the characteristic of Procedure Text	✓	
4	The teacher correction the characteristic of Procedure Text	✓	
5	Students' final task write a Procedure Text	✓	

The table above shows that applying Exploration - Explanation - Expression (E3) method in writing Procedure Text of Pre-cycle Test. It showed that the teacher done all the procedure of Exploration - Explanation - Expression method. The students' result of the competence test in the second cycle were shown in the following table.

Table 4.10 Frequency Distribution and Percentage of the Students' Learning Achievement of Second Cycle

No.	Classification	Score	Frequency	Percentage (%)
1	Excellent	90-100	7	20
2	Good	75-89	28	80
3	Fair	60-74	0	0
4	Unacceptable	30-59	0	0
5	Not college-level work	1-29	0	0

The table shows that the score of the students increased if it considered from previous data. From 35 students who followed the test, it considered a good improvement of the students' achievement.

There is no more students get fair score, it decreased from 10 students into 0. Its proved that 10 students already increased their score. For the good score also increase into 28 from 25, 3 students decreased. In the Excellent score there 7 students reach this score, regards in the previous cycle there is no students get this score so in second cycle the students make a big move. For further information of the each criteria, the table below would elaborate clearly.

Table 4.11 The successful indicator in the first cycle

No	Score	Category	F	%
1	0-74	Not success	0	0
2	75-100	Success	35	100
Total			35	100

Based on the successful indicator the table above, it could be concluded that the successful indicator in the second cycle had shown a great result. The achievement can raise the students ability in writing Personal Letter and Procedure Text. From the table, the researcher conclude that, there 100 percent of the students had reached the successful criteria. It meant that, there were 35 students from 35 had been success during the treatment. Therefore, the keep increased by this Exploration - Explanation – Expression (E3) method. For more detailed information about the students' achievement in writing ability from pre-cycle until second cycle, see the following table.

Table 4.12 The Distribution of Score Frequency and Percentage the Student' Achievement from Pre-Cycle until Second Cycle

Classification	Score Interval	Frequency			Percentage		
		Pre-cycle	c1	c2	Pre-cycle	c1	c2
Excellent	90-100	0	0	7	0	0	20
Good	75-89	10	25	28	29	71	80
Fair	60-74	15	10	0	43	29	0
Unacceptable	30-59	10	0	0	29	0	0
Not college-level work	1-29	0	0	0	0	0	0

The distribution of score frequency and percentage the student' achievement from pre-cycle until second cycle above showed that the students' score in writing ability the increased from the first cycle until the second cycle. The first score to know the students improvement in writing, the researcher needed to know students basic knowledge of writing, therefore, the researcher got pre-cycle test. In the pre-cycle test, none of the students got excellent score but the good score reached 10 students. This was evidence to know how the students learned. Quite same with the first cycle, none of the students got excellent score, but the good score reached 25 students. Go to the next cycle, the students, gave the researcher a great score, where were 7 students got excellent score.

d.) Reflection

The students' score at the end of this researcher increased totally where in the second cycle test none of the students got very Non-college-level. However, the successful indicator which had been determined by the researcher were achieved in the first cycle that 71 % in the second cycle to 100%. This is considered a good improvement of the students' achievement. It means that the actions which were done and had gone well toward the students' ability in writing Personal Letter and Procedure Text. Beside the increase in students' score in the second cycle, the students' attitude toward the use of Exploration - Explanation – Expression (E3) method in writing Personal Letter and Procedure Text also improve where the students participated actively during the teaching and learning process. So, this research was stopped because the target from the researcher had been achieved.

Table 4.13 Mean Score Pre-Cycle Until Second Cycle

Mean of	Score
Pre-Cycle	64.36
First Cycle	77.86
Second Cycle	84.29

The students' mean score in pre-step was 64.36 which is classified is fair. First cycle showed that the students' achievement and performance was low. It could be seen from the students' mean score in the first cycle was 77.86 which is classified is good. The students' mean score in the second cycle was 84.29 which is classified is good. Then, the result of the research in the second cycle showed that, the students' achievement and performance have improved.


B. Discussion

The data which were obtained from the students' achievement scores of the test in writing personal letter and procedure text by using some things was a significant improvement in every single test. It showed that the students' writing ability in the first cycle of every indicator had improved significantly. It can be seen in the pre-cycle test only 10 students can pass the test. It meant that there were 25 students of that class did not pass the test. But, in the first cycle, there were 25 students can pass the test. At the first cycle, the students confused with the technique and according to the observation result they still less in seriousness during the learning process related to make comments or asking questions about the explanation and instruction, the students' enthusiasm in taking notes on whatever they think important and the students' participation in asking question and the students' participation in suggesting ideas and the students actively follow the lesson.

It was different at the second cycle. There were 35 students pass the test and no one fail. The researcher tried to present more interesting in learning process. It made students give more attention. So, it improved students' seriousness and participation during teaching and learning process. More than half the class participated in asking question and giving ideas. Most of them were active in learning process, making comment or asking questions about instruction whether to the teacher or to their friends.

Base on few related Sysoyev (1999) said that the method worked fairly successfully with the students. The researcher used this method because it was allows students to explore and analyze the patterns in order to find out what are the possible grammar rule of the examples given by the teacher. Also it is necessary to take on count the background and needs of the learners. While

Siregar (2013) found that Problem Based Learning technique can improve the students' achievement in writing personal letter and procedure text. Therefore, writing as one of language skills by a written message to the readers which not blocked at the time and place chosed by researcher to be improved. By used Sysoyev method and increased writing ability same as Siregar, but in this case researcher tried to increase different variable to Writing Personal Letter and Writing Procedure Text. The findings above have proven that using E3 Method was able to improve the students' ability in writing Personal Letter and Procedure Text.



CHAPTER V

CONCLUSION AND SUGGESTION

A. *Conclusion*

Based on the findings, it can be concluded:

1. Using Exploration-Explanation-Expression (E3) Method was significantly effective to improve the writing skill of second grade at senior high school 14 Gowa. The result of the research at the first cycle showed that the students' writing skill was quite low in generic structure, connection of ideas, vocabulary, meaning and language structure of writing skill there were many students who were many students who were classified as goof to unacceptable. The data of the table 4.6 showed that the difference between first cycle and second cycle. The second cycle was more improving from the first cycle.
2. Exploration-Explanation-Expression (E3) Method is a method that can be applied on learning and teaching process. The use of Exploration-Explanation-Expression (E3) Method in teaching and learning is interesting because it can attract students' interest and motivation in teaching and learning process. It makes students to be active in responding teacher or their friend. Students can develop their knowledge and capability by themselves.

B. *Suggestions*

Based on the conclusion, the researcher proposes the following suggestion:

1. The implementation of could significantly improve the students' writing Personal Letter and Procedure Text of second grade of senior high school 14 Gowa. So it is strongly suggested to be applied in teaching English writing in the classroom in order to improve the students' achievement in writing.
2. The English teacher should be more creative to choose technique or approach in teaching writing. Therefore the students will be more interested and motivated to study English. This is the best way to fulfill the education need to implement the active learning at school.
3. The English teacher can apply this technique as way to improve students writing ability in writing subject. This is because the concept of this strategy is learning by doing. The students are given the opportunity to experience by themselves, the learning process. This is the best way to provide to meaningful education for our students.

References

- Adlan, Ali and Tanzili. *Pedoman Lengkap Menulis Surat*, Jakarta: Kawan Pustaka, 2006.
- Anderson, Mark and Kathy Anderson, *Text Types in English 1*, South Yarra: Machmillan Education Malaysia, 1997.
- Basrowi and Suwandi. *Prosedure PTK: Referensi Uatama PTK untuk Guru serta Mahasiswa Keguruan dan Ilmu Pendidikan*, Bogor: Ghalia Indonesia. 2008.
- David, Nunan. *Research Methods in Language Learning Australia*: Cambridge University Press, 1992.
- David, Nunan. *Second Language Teaching and Learning*. Boston, Mass: Heinle & Heinle Publisher, 1999,
- Depdikbud. *Petunjuk Pelaksanaan Proses Belajar Mengajar dan Petunjuk Pelaksanaan Penilaian*, Jakarta: Departemen Pendidikan dan Kebudayaan. 1985.
- Gay, L.R.,. *Education Research: Competence for Analysis and Aplications, Eight Editions*. Columbus: Charles E. Meril. 2006.
- Galvez. Reflection Integrative L2 Grammar teaching: Exploration, Explanation and Expression. [Online] Accessed on 11 February 2018. <https://alegrammarwork.wordpress.com/2011/10/22/reflection-integrative-l2-grammar-teaching-exploration-explanation-and-expression>. 2011
- Harris, D. P. *Teaching English as Second Language*. New York: McGraw hill Book Company. 1969.
- Heaton, JB. *Writing English Language Texts, New edition*. New York: Longman publishing. 1998.
- Helmi, Farid. *Improving Students Writing Skill by Using Personal Letters*. Semarang: IAIN Walisongo. Unpublished Thesis, 2012.
- Lodawik, Nicholas. *Integrative Grammar In Teaching Academic Writing The Case Of The Fourth Semester Students Atthe English Department Of IKIP PGRI Semarang*, Semarang: Post Graduate Program of State University of Semarang. 2015
- Iin, Ainatus Zahiroh. *The Use of Diary Writing in the Teaching of Writing Recount Text, Semarang: Faculty of Tarbiyah Walisongo State Institute for Islamic Studies*. 2010.
- Ikechukwu Cajetan. Effects of Integrative Language Teaching Approach on Secondary School Students' Achievement and Interest in English Grammar. Department of Arts Education University of Nigeria, Nsukka. 2015

- Ismail, Sadiq. ESP Students' Views Of ESL Grammar Learning. GEMA Online™ Journal of Language Studies. faculty of Education United Arab Emirates University. 2010
- Kemmis & Mc Taggart. *The Action Research Planner*, Melbourne, Victoria : Deakin University Press, 1982.
- Kern, Richard. *Literacy and Language Teaching*, New York: Oxford University Press, 2000.
- Marwah. *Improving Writing Skill of the Fourth Semester Student of English Department of Tarbiyah and Teacher Training Faculty of UIN Alauddin Makassar Through Writing Process Approach*. Thesis. Makassar. 2009.
- Mutmaina, Aisyah. *Rubrik Penilaian Tugas Menulis (Writing)*. [Article] Accessed on September 2016. <http://kerjaonline-aisah.blogspot.co.id/2013/05/rubrik-penilaian-tugas-writing.html>, 2013.
- O'Malley, J, Michael and Lorraine Valdez Pierce. *Authentic Assessment for English Language Learners*, London: Longman, 1996.
- Raimes, A. *Techniques in Using Readings: From Techniques in Teaching Writing*. New York: Oxford University Press. 1983.
- Riduwan. *Rumus dan Data Dalam Analisis Statistika*. Bandung : Alfabeta, 2007.
- Rizal, Yose. *Komponen-komponen Dasar Korepondensi*, Semarang: Aneka Ilmu, 2003.
- Simon and Schuster. *Webster's New Twentieth Century Dictionary*. Unabridged: Noah Webster, 1972.
- Siregar, Nurhanna Sari. *Improving Students' Achievement in Writing Narrative Text through Problem Based Learning*. Padang. [Transform Journal] Accessed on, 17 Desember 2016. 13.23 a.m.. <http://jurnal.unimed.ac.id/2012/index.php/jelt/article/view/902>, 2013.
- Sudaryanto. Peningkatan Keterampilan Menyusun Wacana Narasi Melalui Penerapan Pendekatan Eklektik. *Cakrawala Pendidikan*. Thxx, No 1, 61-69, 2001.
- Sudjiono, Prof. Drs. Anas. *Pengantar Statistik Pendidikan*. Cet.25: Jakarta: PT Raja Grafindo Persada. 2014.
- Suharjati, Florentina. History of Teaching English as a Foreign Language in Indonesia Vol 2 No 23 [Journal] Accessed on 13 February 2017. <http://journal.lppmunindra.ac.id/index.php/Deiksis/article/view/401>, 2010.
- Swales, J, *Genre Analysis*, UK: Cambridge University Press, 1990.
- Sysoyev, Pavel V, *Integrative L2 Grammar Teaching: Exploration, Explanation and Expression*. Russia The Tambov University. [The Internet TESL Journal] Accessed on 12 June 2016. <http://iteslj.org/Articles/Sysoyev-Integrative.html>, 1999.

Vystavělová, Lenka. *Common EFL Methods Applied at Language Schools in the Czech Republic: PPP or TBL*. University of Masaryk. [Bachelor Thesis]. Accessed on 12 June 2016. 2009

Wiratmaja, Rochinati. *Metode Penelitian Tindakan Kelas*, Bandung: PT Remaja Rosdakarya, 2005.



CURRICULUM VITAE

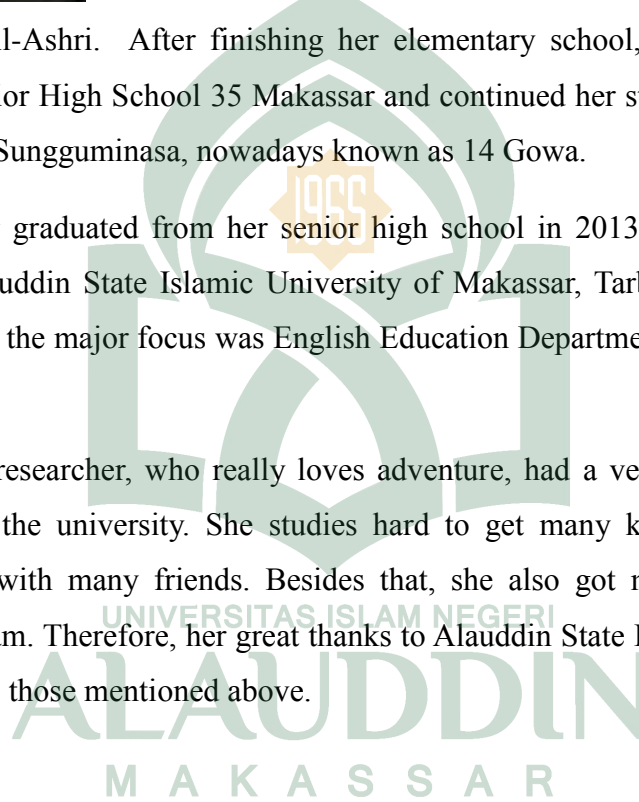


The researcher, **Andi Alifia Humaira Hamzah**, was born in Ujung Pandang on 6th January 1996, South Sulawesi. She was the first child out of three siblings from Andi Amir Hamzah and Andi Suriani S.H.

She started her education at the Islamic Elementary School of Al-Ashri. After finishing her elementary school, she continued her study to Junior High School 35 Makassar and continued her study in Senior High School 3 of Sungguminasa, nowadays known as 14 Gowa.

After graduated from her senior high school in 2013, she continued her study at Alauddin State Islamic University of Makassar, Tarbiyah and Teaching Faculty with the major focus was English Education Department in academic year 2013.

The researcher, who really loves adventure, had a very good time while studying in the university. She studies hard to get many knowledge and also having fun with many friends. Besides that, she also got many experience in studying Islam. Therefore, her great thanks to Alauddin State Islam University for providing all those mentioned above.



DOCUMENTATION







UNIVERSITAS ISLAM NEGERI
ALAUDDIN
M A K A S S A R



APPENDIX

Research Instrument

Test (Pre Cycle)



Research instrument

The Use of E-3 (Exploration – Explanation – Expression) Method to Increase Students' Writing at the 2nd Grade at Senior High School 14 Gowa.

Name :

Id Number :
Id Number :Score

Direction:

1. Write down your name and students' id number
2. Do not cheat!

Test

1. Base on your understanding write a Personal Letter to your friend, tell him/her about your last experience during New Year!
2. Base on your understanding write a Procedure Text of How to Make Fried Rice!

UNIVERSITAS ISLAM NEGERI
ALAUDDIN
 M A K A S S A R

Writings' Scoring in Pre-Cycle

No.	Students' Code	Pre-Cycle					Total Point	Total Score
		A	B	C	D	E		
1	S01	3	2	3	3	3	14	70
2	S02	3.5	3	3	3	3	15.5	77.5
3	S03	3	2.5	3	3	3	14.5	72.5
4	S04	3	3	3	3	3	15	75
5	S05	3	2.5	2.5	2.5	2.5	13	65
6	S06	2	1.5	1.5	1.5	1.5	8	40
7	S07	3	2	3	3	3	14	70
8	S08	2.5	3	3	3	3	14.5	72.5
9	S09	2.5	2.5	2.5	2	2	11.5	57.5
10	S10	2.5	2	2	2.5	1	10	50
11	S11	2.5	2.5	2.5	2.5	2	12	60
12	S12	3	2.5	3	3	3	14.5	72.5
13	S13	3	2.5	3	3	2.5	14	70
14	S14	3.5	3	3	3	3	15.5	77.5
15	S15	3.5	3	3	3	3	15.5	77.5
16	S16	3	2.5	2	3	2	12.5	62.5
17	S17	3	2.5	3	3	3	14.5	72.5
18	S18	3.5	3	3	3	3	15.5	77.5
19	S19	1.5	1.5	1.5	1.5	1.5	7.5	37.5
20	S20	2.5	3	3	3	3	14.5	72.5
21	S21	4	3	3	3	3.5	16.5	82.5
22	S22	3	3	3	2.5	2.5	14	70
23	S23	3	3	3	3	3	15	75
24	S24	3.5	3	3	3	3	15.5	77.5
25	S25	3.5	1.5	1.5	1.5	1.5	9.5	47.5
26	S26	3.5	3	3	3.5	3	16	80
27	S27	2.5	2	2	2	2	10.5	52.5
28	S28	1.5	1	1.5	1.5	1.5	7	35
29	S29	3.5	3	3	3	3	15.5	77.5
30	S30	3	2.5	3	3	3	14.5	72.5
31	S31	3	2.5	2.5	2.5	2.5	13	65
32	S32	3	1.5	1.5	1.5	1.5	9	45
33	S33	3	2.5	2.5	2.5	2	12.5	62.5
34	S34	2.5	1.5	1.5	1.5	1.5	8.5	42.5
35	S35	1.5	1.5	1.5	1.5	1.5	7.5	37.5

Writings' Classify in Pre-Cycle

No.	Students' Code	Total Score	Criteria
1	S01	70	Fair
2	S02	77.5	Good
3	S03	72.5	Fair
4	S04	75	Good
5	S05	65	Fair
6	S06	40	Unacceptable
7	S07	70	Fair
8	S08	72.5	Fair
9	S09	57.5	Unacceptable
10	S10	50	Unacceptable
11	S11	60	Fair
12	S12	72.5	Fair
13	S13	70	Fair
14	S14	77.5	Good
15	S15	77.5	Good
16	S16	62.5	Fair
17	S17	72.5	Fair
18	S18	77.5	Good
19	S19	37.5	Unacceptable
20	S20	72.5	Fair
21	S21	82.5	Good
22	S22	70	Fair
23	S23	75	Good
24	S24	77.5	Good
25	S25	47.5	Unacceptable
26	S26	80	Good
27	S27	52.5	Unacceptable
28	S28	35	Unacceptable
29	S29	77.5	Good
30	S30	72.5	Fair
31	S31	65	Fair
32	S32	45	Unacceptable
33	S33	62.5	Fair
34	S34	42.5	Unacceptable
35	S35	37.5	Unacceptable

LESSON PLAN

(First Cycle)

Satuan Pendidikan	:	SMAN 14 Gowa
Mata Pelajaran	:	Bahasa Inggris
Fokus Pembelajaran	:	Menulis surat pribadi sederhana
Kelas	:	XI
Materi Pokok	:	Writing Personal Letter dan Procedure Text
Alokasi Waktu	:	4 X Pertemuan

A. Kompetensi Inti

- KI 1 : Menghayati dan mengamalkan ajaran agama yang dianutnya
- KI 2 : Menghayati dan mengamalkan perilaku jujur, disiplin, tanggungjawab, peduli (gotong royong, kerjasama, toleran, damai), santun, responsif dan pro-aktif dan menunjukkan sikap sebagai bagian dari solusi atas berbagai permasalahan dalam berinteraksi secara efektif dengan lingkungan sosial dan alam serta dalam menempatkan diri sebagai cerminan bangsa dalam pergaulan dunia.
- KI 3 : Memahami, menerapkan, dan menganalisis pengetahuan faktual, konseptual, prosedural, dan metakognitif berdasarkan rasa ingin tahunya tentang ilmu pengetahuan, teknologi, seni, budaya, dan humaniora dengan wawasan kemanusiaan, kebangsaan, kenegaraan, dan peradaban terkait penyebab fenomena dan kejadian, serta menerapkan pengetahuan prosedural pada bidang kajian yang spesifik sesuai dengan bakat dan minatnya untuk memecahkan masalah.
- KI 4 : Mengolah, menalar, dan menyaji dalam ranah konkret dan ranah abstrak terkait dengan pengembangan dari yang dipelajarinya di sekolah secara mandiri, bertindak secara efektif dan kreatif, serta mampu menggunakan metoda sesuai kaidah keilmuan.

B. Kompetensi Dasar dan Indikator Pencapaian Kompetensi

- Kompetensi Dasar
- 3.5 Menganalisis fungsi sosial, struktur teks, dan unsur kebahasaan dari teks surat pribadi, sesuai dengan konteks penggunaannya
- 4.7 Menangkap makna teks surat pribadi.
- 4.8 Menyusun teks surat pribadi, dengan memperhatikan fungsi sosial, struktur teks, dan unsur kebahasaan yang benar dan sesuai konteks
- 3.6 Menganalisis fungsi sosial, struktur teks, dan unsur kebahasaan dari teks prosedur berbentuk manual dan kiat-kiat (tips), sesuai dengan konteks penggunaannya.
- 4.9 Menangkap makna teks prosedur, lisan dan tulis, berbentuk manual dan kiat-kiat (tips).
- 4.10 Menyunting teks prosedur berbentuk manual dan kiat-kiat (tips), dengan memperhatikan fungsi sosial, struktur teks, dan unsur kebahasaan yang benar dan sesuai konteks.

Indikator

- Siswa mampu mengidentifikasi karakteristik surat pribadi
- Siswa mampu menjelaskan kegunaan dari surat pribadi
- Siswa mampu memberitahukan informasi yang diperoleh dari surat pribadi
- Siswa mampu menulis sebuah surat pribadi sederhana
- Siswa mampu mengidentifikasi karakteristik prosedur teks
- Siswa mampu menjelaskan kegunaan dari prosedur teks
- Siswa mampu menulis sebuah prosedur teks

C. Tujuan Pembelajaran

- Melalui pengamatan siswa bisa mengidentifikasi karakteristik surat pribadi
- Melalui diskusi siswa bisa menjelaskan kegunaan dari surat pribadi
- Melalui membaca siswa bisa memberitahukan informasi yang diperoleh dari surat pribadi
- Siswa mampu menulis sebuah surat pribadi sederhana
- Melalui pengamatan siswa bisa mengidentifikasi karakteristik prosedur teks
- Melalui diskusi siswa bisa menjelaskan kegunaan dari prosedur teks
- Siswa mampu menulis sebuah prosedur teks

D. Materi pembelajaran

Personal Letter

Fungsi social :

- Menjalin hubungan dengan bertegur sapa dan memberi kabar pribadi kepada teman secara tertulis
- Memberi informasi kepada teman

Struktur Teks :

- Date
- Salutation : Dear
- Opening paragraph : Greetings dan mengabarkan keadaan sekarang dan apa yang sedang dilakukan
- Content : Mengabarkan hal yang sudah/ akan terjadi
- Closing : Menutup surat dengan harapan untuk bertemu kembali
- Signature

Procedure Text

Tujuan komunikasi :

- menyelesaikan pekerjaan, secara lengkap dan urut

Struktur

- menyebutkan bahan/bagian dari benda yang dipaparkan secara lengkap, serta daftar langkah yang dilakukan

Unsur Kebahasaan

- Simple present tense
- Imperative
- Nomor yang menyatakan urutan
- Kata keterangan
- Ejaan, ucapan, intonasi, tekanan kata, tanda baca, tulisan tangan yang jelas dan rapi.

E. Metode Pembelajaran

- Exploration-Explanation-Expression Method

F. Media, Alat, dan Sumber Pembelajaran

- Buku Teks
- Contoh surat
- Contoh prosedur teks

G. Langkah-langkah Kegiatan Pembelajaran

Pertemuan 1-2

- Guru membuka kelas dengan sapaan salam
- Guru mendata kehadiran siswa
- Guru melakukan pemanasan untuk mengetahui seberapa dalam pengetahuan dasar siswa dengan bertanya
 - Apa ada yang pernah menulis dan berkirim surat?
 - Surat jenis apa yang kamu kirim?
 - Apa isi dari surat itu?
 - Bagaimana struktur dari penulisan surat?
- Siswa bergantian menjawab pertanyaan secara lisan
- Guru menunjukkan sebuah surat pribadi dan meminta siswa menjelaskan kegunaannya
- Guru membetulkan jawaban siswa
- Dengan arahan guru siswa bersama-sama mengidentifikasi satu persatu karakteristik surat pribadi (Date, Salution sampai Closing)
- Guru memberikan penjelasan lebih jelas mengenai karakteristik surat pribadi
- Secara bergantian siswa membaca surat pribadi yang telah disiapkan guru, lalu memberitahukan informasi yang terkandung didalamnya
- Guru menegaskan isi surat pribadi
- Secara bergantian siswa melakukan maraton menulis surat pribadi di papan tulis, hingga tercipta sebuah surat pribadi
- Dengan arahan guru bersama-sama siswa mengidentifikasi karakteristik dan isi surat tersebut
- Guru memberikan tugas akhir pada setiap individu untuk menuliskan sebuah surat pribadi tanpa bantuan dari guru dengan topic yang telah ditentukan.

Pertemuan 3-4

- Guru membuka kelas dengan sapaan salam
- Guru mendata kehadiran siswa
- Guru melakukan pemanasan untuk mengetahui seberapa dalam pengetahuan dasar siswa dengan bertanya
 - Apa ada yang pernah memasak dengan mengikuti resep?
 - Apa tujuan dari prosedur teks?
 - Bagaimana struktur penulisan prosedur teks?
- Siswa bergantian menjawab pertanyaan secara lisan
- Guru menunjukkan sebuah prosedur teks dan meminta siswa menjelaskan kegunaannya
- Guru membetulkan jawaban siswa
- Dengan arahan guru siswa bersama-sama mengidentifikasi satu persatu karakteristik prosedur teks
- Guru memberikan penjelasan lebih jelas mengenai karakteristik prosedur teks
- Secara bergantian siswa melakukan maraton menulis prosedur teks di papan tulis, hingga tercipta sebuah prosedur teks yang lengkap
- Dengan arahan guru bersama-sama siswa mengidentifikasi karakteristik , struktu, dan unsur kebahasaan prosedur teks
- Guru memberikan tugas akhir pada setiap individu untuk menuliskan sebuah prosedur teks tanpa bantuan dari guru dengan topic yang telah ditentukan.

H. Penilaian

(Rubrik Penilaian Writing)

No.	Aspek	Keterangan	Skor
1	Langkah retorika	Berstuktur sesuai jenis deskripsi secara maksimal	4
		Berstuktur minimal sesuai jenis deskripsi	3
		Pilihan teks tidak jelas	2
		Tidak berstruktur dan sulit dipahami	1
2	Tata Bahasa	Benar dan tepat	4
		Tekadang kurang tepat tapi tidak mempengaruhi arti	3
		Kurang tepat dan mempengaruhi arti	2
		Sulit dimengerti	1
3	Kosa kata	Benar dan tepat	4
		Tekadang kurang tepat tapi tidak mempengaruhi arti	3
		Kurang tepat dan mempengaruhi arti	2
		Sulit dimengerti	1
4	Kejelasan makna	Sangat jelas dan sangat efektif	4
		Cukup jelas dan efektif	3
		Jelas dan tidak efektif	2
		Kurang jelas	1
5	Hubungan antar gagasan	Sangat jelas	4
		Cukup jelas	3
		Kurang jelas	2
		Tidak jelas	1

APPENDIX

Research Instrument

Test (Cycle 1)



Research instrument

The Use of E-3 (Exploration – Explanation – Expression) Method to Increase Students' Writing at the 2nd Grade at Senior High School 14 Gowa.

Name :

Id Number :

<u>Score</u>

Direction:

1. Write down your name and students' id number
2. Do not cheat!

Test

1. Base on your understanding write a Personal Letter to your friend, tell him/her about your experience learning English!
2. Base on your understanding write a Procedure Text of How to Make Milkshake!

UNIVERSITAS ISLAM NEGERI
ALAUDDIN
 MAKASSAR

Writings' Scoring in First Cycle

No.	Students' Code	Pre-Cycle					Total Points	Total Score
		A	B	C	D	E		
1	S01	4	2	3	3	3	15	75
2	S02	3.5	3	3	4	3.5	17	85
3	S03	3.5	3	3.5	3.5	3	16.5	82.5
4	S04	4	3	3	3	3.5	16.5	82.5
5	S05	3.5	2.5	3	2.5	3.5	15	75
6	S06	3.5	2.5	3	3	2.5	14.5	72.5
7	S07	3	2.5	3	3	3	14.5	72.5
8	S08	3.5	3	3	3	3	15.5	77.5
9	S09	3.5	2.5	3	3	2.5	14.5	72.5
10	S10	3	3	2.5	3	2.5	14	70
11	S11	3.5	2.5	3	3.5	2.5	15	75
12	S12	3.5	3	3	3	3	15.5	77.5
13	S13	3.5	3	3	3.5	3	16	80
14	S14	4	3	3	3.5	3.5	17	85
15	S15	4	3	3	3.5	3.5	17	85
16	S16	3.5	3	3	3	3	15.5	77.5
17	S17	4	2.5	3.5	3	3.5	16.5	82.5
18	S18	4	3	3.5	3	3.5	17	85
19	S19	3	2.5	3	3	2.5	14	70
20	S20	3.5	3	3	3	3.5	16	80
21	S21	4	3	3	3.5	3.5	17	85
22	S22	3.5	3	3	3	3.5	16	80
23	S23	3.5	3	3.5	3	3.5	16.5	82.5
24	S24	3.5	3	3	3	4	16.5	82.5
25	S25	3.5	2.5	2.5	2.5	3	14	70
26	S26	4	3	3	3.5	3	16.5	82.5
27	S27	3	2	3	3	3	14	70
28	S28	3	2.5	3	3	3	14.5	72.5
29	S29	4	3	3	3	3.5	16.5	82.5
30	S30	3.5	3	3	3	4	16.5	82.5
31	S31	3.5	3	3	3	3	15.5	77.5
32	S32	3.5	2.5	3	3	2.5	14.5	72.5
33	S33	3	3	3	3	3	15	75
34	S34	3	3	3	3	2.5	14.5	72.5
35	S35	3.5	3	3	2.5	3	15	75

Writings' Classify in Cycle 1

No.	Students' Code	Total Score	Criteria
1	S01	75	Good
2	S02	85	Good
3	S03	82.5	Good
4	S04	82.5	Good
5	S05	75	Good
6	S06	72.5	Fair
7	S07	72.5	Fair
8	S08	77.5	Good
9	S09	72.5	Fair
10	S10	70	Fair
11	S11	75	Good
12	S12	77.5	Good
13	S13	80	Good
14	S14	85	Good
15	S15	85	Good
16	S16	77.5	Good
17	S17	82.5	Good
18	S18	85	Good
19	S19	70	Fair
20	S20	80	Good
21	S21	85	Good
22	S22	80	Good
23	S23	82.5	Good
24	S24	82.5	Good
25	S25	70	Fair
26	S26	82.5	Good
27	S27	70	Fair
28	S28	72.5	Fair
29	S29	82.5	Good
30	S30	82.5	Good
31	S31	77.5	Good
32	S32	72.5	Fair
33	S33	75	Good
34	S34	72.5	Fair
35	S35	75	Good

LESSON PLAN

(Second Cycle)

Satuan Pendidikan	:	SMAN 14 Gowa
Mata Pelajaran	:	Bahasa Inggris
Fokus Pembelajaran	:	Menulis surat pribadi sederhana
Kelas	:	XI
Materi Pokok	:	Writing Personal Letter dan Procedure Text
Alokasi Waktu	:	4 X Pertemuan

I. Kompetensi Inti

- KI 1 : Menghayati dan mengamalkan ajaran agama yang dianutnya
- KI 2 : Menghayati dan mengamalkan perilaku jujur, disiplin, tanggungjawab, peduli (gotong royong, kerjasama, toleran, damai), santun, responsif dan pro-aktif dan menunjukkan sikap sebagai bagian dari solusi atas berbagai permasalahan dalam berinteraksi secara efektif dengan lingkungan sosial dan alam serta dalam menempatkan diri sebagai cerminan bangsa dalam pergaulan dunia.
- KI 3 : Memahami, menerapkan, dan menganalisis pengetahuan faktual, konseptual, prosedural, dan metakognitif berdasarkan rasa ingin tahunya tentang ilmu pengetahuan, teknologi, seni, budaya, dan humaniora dengan wawasan kemanusiaan, kebangsaan, kenegaraan, dan peradaban terkait penyebab fenomena dan kejadian, serta menerapkan pengetahuan prosedural pada bidang kajian yang spesifik sesuai dengan bakat dan minatnya untuk memecahkan masalah.
- KI 4 : Mengolah, menalar, dan menyaji dalam ranah konkret dan ranah abstrak terkait dengan pengembangan dari yang dipelajarinya di sekolah secara mandiri, bertindak secara efektif dan kreatif, serta mampu menggunakan metoda sesuai kaidah keilmuan.

J. Kompetensi Dasar dan Indikator Pencapaian Kompetensi

- Kompetensi Dasar
- 3.5 Menganalisis fungsi sosial, struktur teks, dan unsur kebahasaan dari teks surat pribadi, sesuai dengan konteks penggunaannya
- 4.7 Menangkap makna teks surat pribadi.
- 4.8 Menyusun teks surat pribadi, dengan memperhatikan fungsi sosial, struktur teks, dan unsur kebahasaan yang benar dan sesuai konteks
- 3.6 Menganalisis fungsi sosial, struktur teks, dan unsur kebahasaan dari teks prosedur berbentuk manual dan kiat-kiat (tips), sesuai dengan konteks penggunaannya.
- 4.9 Menangkap makna teks prosedur, lisan dan tulis, berbentuk manual dan kiat-kiat (tips).
- 4.10 Menyunting teks prosedur berbentuk manual dan kiat-kiat (tips), dengan memperhatikan fungsi sosial, struktur teks, dan unsur kebahasaan yang benar dan sesuai konteks.

Indikator

- Siswa mampu mengidentifikasi karakteristik surat pribadi
- Siswa mampu menjelaskan kegunaan dari surat pribadi
- Siswa mampu memberitahukan informasi yang diperoleh dari surat pribadi
- Siswa mampu menulis sebuah surat pribadi sederhana
- Siswa mampu mengidentifikasi karakteristik prosedur teks
- Siswa mampu menjelaskan kegunaan dari prosedur teks
- Siswa mampu menulis sebuah prosedur teks

K. Tujuan Pembelajaran

- Melalui pengamatan siswa bisa mengidentifikasi karakteristik surat pribadi
- Melalui diskusi siswa bisa menjelaskan kegunaan dari surat pribadi
- Melalui membaca siswa bisa memberitahukan informasi yang diperoleh dari surat pribadi
- Siswa mampu menulis sebuah surat pribadi sederhana
- Melalui pengamatan siswa bisa mengidentifikasi karakteristik prosedur teks
- Melalui diskusi siswa bisa menjelaskan kegunaan dari prosedur teks
- Siswa mampu menulis sebuah prosedur teks

L. Materi pembelajaran*Personal Letter*

Fungsi social :

- Menjalin hubungan dengan bertegur sapa dan memberi kabar pribadi kepada teman secara tertulis
- Memberi informasi kepada teman

Struktur Teks :

- Date
- Salutation : Dear
- Opening paragraph : Greetings dan mengabarkan keadaan sekarang dan apa yang sedang dilakukan
- Content : Mengabarkan hal yang sudah/ akan terjadi
- Closing : Menutup surat dengan harapan untuk bertemu kembali
- Signature

Procedure Text

Tujuan komunikasi :

- menyelesaikan pekerjaan, secara lengkap dan urut

Struktur

- menyebutkan bahan/bagian dari benda yang dipaparkan secara lengkap, serta daftar langkah yang dilakukan

Unsur Kebahasaan

- Simple present tense
- Imperative
- Nomor yang menyatakan urutan
- Kata keterangan
- Ejaan, ucapan, intonasi, tekanan kata, tanda baca, tulisan tangan yang jelas dan rapi.

M. Metode Pembelajaran

- Exploration-Explanation-Expression Method

N. Media, Alat, dan Sumber Pembelajaran

- Buku Teks
- Contoh surat
- Contoh prosedur teks

O. Langkah-langkah Kegiatan Pembelajaran*Pertemuan 1-2*

- Guru membuka kelas dengan sapaan salam
- Guru mendata kehadiran siswa
- Guru melakukan pemanasan untuk mengetahui seberapa dalam pengetahuan dasar siswa dengan bertanya
 - Apa ada yang pernah menulis dan berkirim surat?
 - Surat jenis apa yang kamu kirim?
 - Apa isi dari surat itu?
 - Bagaimana struktur dari penulisan surat?
- Siswa bergantian menjawab pertanyaan secara lisan
- Guru menunjukkan sebuah surat pribadi dan meminta siswa menjelaskan kegunaannya
- Guru membetulkan jawaban siswa
- Dengan arahan guru siswa bersama-sama mengidentifikasi satu persatu karakteristik surat pribadi (Date, Salution sampai Closing)
- Guru memberikan penjelasan lebih jelas mengenai karakteristik surat pribadi
- Secara bergantian siswa membaca surat pribadi yang telah disiapkan guru, lalu memberitahukan informasi yang terkandung didalamnya
- Guru menegaskan isi surat pribadi
- Secara bergantian siswa melakukan maraton menulis surat pribadi di papan tulis, hingga tercipta sebuah surat pribadi
- Dengan arahan guru bersama-sama siswa mengidentifikasi karakteristik dan isi surat tersebut
- Guru memberikan tugas akhir pada setiap individu untuk menuliskan sebuah surat pribadi tanpa bantuan dari guru dengan topic yang telah ditentukan.

Pertemuan 3-4

- Guru membuka kelas dengan sapaan salam
- Guru mendata kehadiran siswa
- Guru melakukan pemanasan untuk mengetahui seberapa dalam pengetahuan dasar siswa dengan bertanya
 - Apa ada yang pernah memasak dengan mengikuti resep?
 - Apa tujuan dari prosedur teks?
 - Bagaimana struktur penulisan prosedur teks?
- Siswa bergantian menjawab pertanyaan secara lisan
- Guru menunjukkan sebuah prosedur teks dan meminta siswa menjelaskan kegunaannya
- Guru membetulkan jawaban siswa
- Dengan arahan guru siswa bersama-sama mengidentifikasi satu persatu karakteristik prosedur teks
- Guru memberikan penjelasan lebih jelas mengenai karakteristik prosedur teks
- Secara bergantian siswa melakukan maraton menulis prosedur teks di papan tulis, hingga tercipta sebuah prosedur teks yang lengkap
- Dengan arahan guru bersama-sama siswa mengidentifikasi karakteristik , struktu, dan unsur kebahasaan prosedur teks
- Guru memberikan tugas akhir pada setiap individu untuk menuliskan sebuah prosedur teks tanpa bantuan dari guru dengan topic yang telah ditentukan.

Tambahan : Siswa membuat note/catatan dari setiap penjelasan guru

Penilaian

(Rubrik Penilaian Writing)

No.	Aspek	Keterangan	Skor
1	Langkah retorika	Berstuktur sesuai jenis deskripsi secara maksimal	4
		Berstuktur minimal sesuai jenis deskripsi	3
		Pilihan teks tidak jelas	2
		Tidak berstruktur dan sulit dipahami	1
2	Tata Bahasa	Benar dan tepat	4
		Tekadang kurang tepat tapi tidak mempengaruhi arti	3
		Kurang tepat dan mempengaruhi arti	2
		Sulit dimengerti	1
3	Kosa kata	Benar dan tepat	4
		Tekadang kurang tepat tapi tidak mempengaruhi arti	3
		Kurang tepat dan mempengaruhi arti	2
		Sulit dimengerti	1
4	Kejelasan makna	Sangat jelas dan sangat efektif	4
		Cukup jelas dan efektif	3
		Jelas dan tidak efektif	2
		Kurang jelas	1
5	Hubungan antar gagasan	Sangat jelas	4
		Cukup jelas	3
		Kurang jelas	2
		Tidak jelas	1

APPENDIX

Research Instrument

Test (Cycle 2)



Research instrument

The Use of E-3 (Exploration – Explanation – Expression) Method to Increase Students' Writing at the 2nd Grade at Senior High School 14 Gowa.

Name :

Id Number :

Score

Direction:

1. *Write down your name and students' id number*
2. *Do not cheat!*

Test

1. *Base on your understanding write a Personal Letter about Summer Holiday!*
2. *Base on your understanding write a Procedure Text of How to Make Mix Fruit Ice!*

UNIVERSITAS ISLAM NEGERI
ALAUDDIN
 M A K A S S A R

Writings' Scoring in Second Cycle

No.	Students' Code	Pre-Cycle					Total Points	Total Score
		A	B	C	D	E		
1	S01	4	3	3	3	3	16	80
2	S02	4	4	3	4	4	19	95
3	S03	4	3	3.5	3.5	3.5	17.5	87.5
4	S04	4	3	3	3.5	4	17.5	87.5
5	S05	3.5	3	3	3	3.5	16	80
6	S06	3.5	3	3	3.5	3	16	80
7	S07	3	3	3	3	3.5	15.5	77.5
8	S08	4	3	3	3	3.5	16.5	82.5
9	S09	3.5	3	3	3	3	15.5	77.5
10	S10	3.5	3	3	3	3	15.5	77.5
11	S11	3.5	3	3	3.5	3	16	80
12	S12	4	3	3	3	3.5	16.5	82.5
13	S13	4	3	4	3.5	3.5	18	90
14	S14	4	3.5	3.5	4	4	19	95
15	S15	4	3.5	4	4	3.5	19	95
16	S16	3.5	3	3.5	3.5	3	16.5	82.5
17	S17	4	3	3.5	3.5	3.5	17.5	87.5
18	S18	4	3	3.5	4	3.5	18	90
19	S19	3.5	3	3	3	3	15.5	77.5
20	S20	3.5	3	3.5	3.5	3.5	17	85
21	S21	4	3	4	4	4	19	95
22	S22	4	3	3.5	3	3.5	17	85
23	S23	4	3	3.5	3.5	3.5	17.5	87.5
24	S24	4	3.5	3.5	3.5	4	18.5	92.5
25	S25	3.5	2.5	3	3	3	15	75
26	S26	4	3	3.5	3.5	3.5	17.5	87.5
27	S27	3	3	3.5	3	3	15.5	77.5
28	S28	3.5	3	3	3.5	3	16	80
29	S29	4	3	3.5	3	4	17.5	87.5
30	S30	4	3	3	3.5	4	17.5	87.5
31	S31	4	3	3	3.5	3	16.5	82.5
32	S32	3.5	3	3	3.5	3	16	80
33	S33	4	3	3	3	3	16	80
34	S34	4	3	3	3	3	16	80
35	S35	3.5	3	3.5	3	3.5	16.5	82.5

Writings' Classify in Second Cycle

No.	Students' Code	Total Score	Criteria
1	S01	80	Good
2	S02	95	Excellent
3	S03	87.5	Good
4	S04	87.5	Good
5	S05	80	Good
6	S06	80	Good
7	S07	77.5	Good
8	S08	82.5	Good
9	S09	77.5	Good
10	S10	77.5	Good
11	S11	80	Good
12	S12	82.5	Good
13	S13	90	Excellent
14	S14	95	Excellent
15	S15	95	Excellent
16	S16	82.5	Good
17	S17	87.5	Good
18	S18	90	Excellent
19	S19	77.5	Good
20	S20	85	Good
21	S21	95	Excellent
22	S22	85	Good
23	S23	87.5	Good
24	S24	92.5	Excellent
25	S25	75	Good
26	S26	87.5	Good
27	S27	77.5	Good
28	S28	80	Good
29	S29	87.5	Good
30	S30	87.5	Good
31	S31	82.5	Good
32	S32	80	Good
33	S33	80	Good
34	S34	80	Good
35	S35	82.5	Good