


**IMPROVING THE 3rd YEARS STUDENTS' VOCABULARY
THROUGH TREFFINGER LEARNING MODEL AT SMP
NEGERI 1 LIMBORO**



A Thesis

*Submitted in Partial Fulfillment of the Requirement for the Degree of
Sarjana Pendidikan in English Education Department of
Tarbiyah and Teaching Science Faculty of
UIN Alauddin Makassar*

By:

Wiwiek Wahyuni

Reg. Number: 20400113154

**ENGLISH EDUCATION DEPARTMENT
TARBIYAH AND TEACHING SCIENCE FACULTY
ALAUDDIN STATE ISLAMIC UNIVERSITY
MAKASSAR
2017**

PERSETUJUAN PEMBIMBING

Pembimbing penulisan skripsi saudara Wiwiek Wahyuni, NIM : 20400113154, mahasiswi jurusan Pendidikan Bahasa Inggris pada Fakultas Tarbiyah dan Keguruan UIN Alauddin Makassar, setelah meneliti dan mengoreksi secara seksama skripsi berjudul, "*Improving the 3rd Years Students' Vocabulary through Treffinger Learning Model at SMP Negeri 1 Limboro* ", memandang bahwa skripsi tersebut telah memenuhi syarat-syarat ilmiah dan dapat disetujui untuk diseminarkan.

Demikian persetujuan ini diberikan untuk diproses lebih lanjut.


Makassar, 15 November 2017

Pembimbing I

Pembimbing II



Dr. H. Nur Asik, M.Hum
NIP. 19570117 1982031 001



Sitti Nurpahmi, S.Pd, M.Pd
NIP. 197403008200912003

UNIVERSITAS ISLAM NEGERI
ALAUDDIN
M A K A S S A R

PERNYATAAN KEASLIAN SKRIPSI

Mahasiswi yang bertanda tangan dibawah ini:

Nama : Wiwiek Wahyuni
Nim : 20400113154
Tempat/Tgl.Lahir : lambe-lambe, 07 Maret 1996
Jur/Prodi/Konsentrasi : Pendidikan Bahasa Inggris
Fakultas/Program : Tarbiyah dan Keguruan
Alamat : Manuruki 2
Judul : *"Improving the 3rd Years Students' Vocabulary through Treffinger Learning Model at SMP Negeri 1 Limboro "*

Menyatakan dengan sesungguhnya dan penuh kesadaran bahwa skripsi ini benar adalah hasil karya sendiri. Jika kemudian hari terbukti bahwa ia merupakan duplikat, tiruan, plagiat, atau dibuat oleh orang lain, sebagian atau seluruhnya, maka skripsi dan gelar yang diperoleh karenanya batal demi hukum.

Makassar, 15 November 2017

Penyusun,

UNIVERSITAS ISLAM NEGERI
ALAUDDIN
MAKASSAR

Wiwiek Wahyuni

20400113154

PENGESAHAN SKRIPSI

Skripsi yang berjudul *"Improving The 3rd Years Students Vocabulary Through Treffinger Learning Model at SMP Negeri 1 Limboro"* yang disusun oleh saudara **Wiwiek Wahyuni**, Nim: **20400113154**, Mahasiswi Jurusan Pendidikan Bahasa Inggris pada Fakultas Tarbiyah dan Keguruan UIN Alauddin Makassar, telah diuji dan dipertahankan dalam sidang munaqasyah yang diselenggarakan pada hari **Senin, 27 November 2017 M** bertepatan dengan **8 Rabiul Awal 1439 H** dan dinyatakan dapat diterima sebagai salah satu syarat untuk mendapatkan gelar Sarjana Pendidikan (S.Pd.) pada Fakultas Tarbiyah dan Keguruan Program Studi Pendidikan Bahasa Inggris dengan beberapa perbaikan.

Gowa, 27 November 2017
8 Rabiul Awal 1439

DEWAN PENGUJI

(SK Dekan No. 2952 Tertanggal 24 November 2017)

Ketua : Dr. Hamka, M. Th.I
Sekretaris : Dr. St Aisyah Chalik, M.Pd.
Munaqisy I : Dr. Wahyuddin Naro, M.Hum.
Munaqisy II : Dr. Kamsinah, M.Pd. I.
Pembimbing I : Dr. Nur Asik, M.Hum.
Pembimbing II : Sitti Nurpahmi, S.Pd, M.Pd.



UNIVERSITAS ISLAM NEGERI


Disahkan oleh:
Dekan Fakultas Tarbiyah dan Keguruan
UIN Alauddin Makassar



Dr. H. Muhammad Amri, Lc., M.Ag.
1120 200312 1 001

MAKASSAR

ACKNOWLEDGEMENT



In the name of Allah, the Most Gracious and the Most Merciful!

Alhamdulillah rabbil'Alamin, the researcher would like to express her most profound gratitude to Allah swt, for his blessing and mercies so that the writer could start and finish writing this research report as who has given guidance, mercy, and good health. Salam and Shalawat are delivered to our beloved prophet Muhammad saw who has brought the human being from darkness into the lightness.

During the writing this thesis, the researcher realizes that she received much assistance, suggestion and advice from beloved parents, **Ambas** and **Nurbia**, who always give her unlimited affection, sacrifice, prayer, and support her in finishing this thesis the number person. Without the suggestion, advice and assistance of this people, this thesis would never have existed. Therefore, the researcher would also like to express her appreciation and sincere thanks to them especially to the following.

1. **Prof. Dr. H. Musafir Pabbari, MS.**, as the Rector of UIN Alauddin Makassar.
2. **Dr. H. Muhammad Amri, Lc, M.Ag.**, as a Dean of Tarbiyah and Teaching Science Faculty of UIN Alauddin Makassar.
3. **Dr. Kamsinah, M.Pd.I.**, and **Sitti Nurpahmi, S.Pd., M.Pd.**, as the Head and Secretary of English Education Department of Tarbiyah and Teaching Science Faculty of UIN Alauddin Makassar.
4. **Dr. H. Nur Asik, M.Hum.** and **Sitti Nurpahmi, S.Pd., M.Pd** as the first and second consultants, thanks so much for their valuable, advice and great suggestion during the writing of this thesis.
5. Thank you so much to all of the **lectures of English Education Department, all of the staffs in tarbiyah and teaching science**

faculty, UIN Alauddin Makassar for their guidance, support and help during the researcher as the student in UIN Alauddin Makassar.


6. Thanks to beloved brother and sister, **Hadra, syahir, sadiq and ufiq** for their prayer and motivation to support the researcher in finishing this thesis.
7. Thanks to **Alfi Lauhin Mahfud. S.Pd, Kasmwati Amir. S.Pd**, who has helped the researcher in finishing this writing.
8. Thanks to my lovely friends, **Syarifuddin, Arni, Arman, and Rini**, for everything that they given to the researcher's life. Thanks for all of your suggestion, affection and togetherness. The researcher was really praise recognized them.
9. Big thanks to all of the researcher's family, **Titi Sandra, S.Pd, Gusti Hari, S.Pd, Lisda, S.Kom, Ma'ruf, S.E and Badi Bahtiar, S.Pd**. Thanks for their financial aid and prayer, motivation and sacrifices for the researcher success.
10. All of the researcher's best friend from **English Education Department 2013, especially for PBI 7,8**, thanks for friendship and togetherness.
11. Thanks to the researcher's friends in KKN Pinrang (Lembang) **Nunung, Wawa', Inci, Biya, Regina, Danil, Opiq, Ullah and Armin**. Thanks for their nice suggestion, motivation, time, friendship and togetherness.
12. All of the people who have taken a part in finishing this writing which couldn't be mentioned by the researcher one by one.

13. Finally, by reciting *Alhamdulillah Robbil Alamin*, the researcher can finish this writing successfully. Suggestions, corrections and advice very necessary to the researcher for reader in future. May Allah swt blesses our prays and efforts. Amin...

Samata-Gowa, 15 November 2017

Wiwiek Wahyuni

20400113154



LIST OF CONTENTS

	Page
TITLE PAGE	i
PERNYATAAN KEASLIAN SKRIPSI	ii
PERSETUJUAN PEMBIMBING	iii
PENGESAHAN SKRIPSI	iv
ACKNOWLEDGMENTS	v
LIST OF CONTENTS	ix
LIST OF FIGURE	xi
LIST OF TABLES	xii
LIST OF APPENDICES	xiii
ABSTRACT	xiv
 CHAPTER I. INTRODUCTION	
A. Background	1
B. Research Problem	2
C. Research Objective	3
D. Research Significance	3
E. Research Scope	3
 CHAPTER II. REVIEW OF RELATED LITERATURE	
A. Literature Review	5
1. Previous related research findings	5
2. Pertinent Ideas	5
1. Concept of Vocabulary	5
a. Definition of Vocabulary	6
b. Parts of Vocabulary	7
c. Principles of teaching and learning vocabulary	8
2. Concept of Noun	13

a. Defenition of noun.....	15	
b. Concept of Treffinger Learning Model.....	15	
a. Defenition of Treffinger Larning model.....	15	
b. Step 1		16
c. Step II	16	
d. Step III	17	
B. Theoretical Framework		17
CHAPTER III RESEARCH METHOD		
A. Research Method	19	
1. Plan.....	20	
2.Action.....	20	
3.Observation.....	21	
4.Revlection	21	
B. Research Subject	19	
C. Collabolator	21	
D. Data collecting procedures.....	22	
E. Instrument	22	
F. Data analysis teqnique		23
CHAPTER IV FINDINGS AND DISCUSSIONS		
A. Findings	26	
B. Discussions	36	
CHAPTER V CONCLUSIONS AND SUGGESTIONS		
A. Conclusions	38	
B. Suggestions	38	
BIBLIOGRAPHY.....	40	
APPENDICES.....	42	
CURRUCULUMVITAE.....	43	

LIST OF FIGURE

Figure 3.1	Research Design.....	27
-------------------	----------------------	----



LIST OF TABLES

- Table 5.** The category of the students score and their percentage41
- Table7.** The Category of The Students Score and Their Percentage..... 42



LIST OF APPENDICES

Appendix I	: Students' attendance list.....	48
Appendix II	: Score of students pre-test and post-test in experimental class (VIII A)	50
Appendix III	: Score of students pre-test and post-test in control class (VIII B)	51
Appendix IV	: The mean score of experimental and control class.....	52
Appendix V	: Standard deviation of Experimental class and control class	53
Appendix VI	: The significance different	56
Appendix VII	: The distribution of T-Table.....	57
Appendix VIII	: Lesson plan of the material.....	58
Appendix IX	: Research instrument	78
Appendix X	: Documentation	82

UNIVERSITAS ISLAM NEGERI
ALAUDDIN
M A K A S S A R

ABSTRACT

Name : Wiwiek Wahyuni
Reg. Number : 20400113154
Department/faculty : English Education/Tarbiyah and Teaching Science
Title : *Improving the 3rd Years Students' Vocabulary through Treffinger Learning Model at SMP Negeri 1 Limboro*
Consultant I : Dr. H. Nur Asik, M.Hum
Consultant II : Sitti Nurpahmi, S.Pd.,M.Pd

The aim of this reseach was to find out the improvement 3rd years of the students vocabulary through Treffinger Learning Model.

The method of this research was a Classroom Action Research that consisted of two cycles. One cycle consisted of four meetings. It means that there were eight meetings for two cycles. This classroom action research was done at the 3rd years students at SMP Negeri 1 Limboro. The subject of this research was 3A academic year of 2017/2018 by using Treffinger Learning Model. It consisted of 28 students.

The implementation of this research was giving the improvement for the result of the students' ability in vocabulary through Treffinger Learning Model and the teacher activities in teaching and learning process. The mean scores of vocabulary in the first cycle was 70,05, and after revision in the second cycle, the mean scores became 80,53. The improvement of students' ability to memorize and writing a word, based on the results of the research, it can be concluded that by Treffinger Learning Model in teaching noun, teacher can improve students' ability in vocabulary. And it is hoped that it can be valuable as the information resource for students, teachers, and the researcher herself.

UNIVERSITAS ISLAM NEGERI

ALAUDDIN
M A K A S S A R

CHAPTER I

INTRODUCTION

A. Research Backgroud

One of the important elements to master foreign language is vocabulary, English would never be succesful without learning and undesrtanding vocabulary. Having much vocabulary and a good knowlidge about vobulary supports to master the four English kills,i.e. listening, speaking, reading and writing. For all the aspect of English vocabulary is important as well as other aspect of English. An important thing is due to the fact that, vocabulary is one of the components of language and no language exists without words. Words are signs or symbols for ideas. Vocabulary building is not an easy thing to do due to one word may have many various meanings, and word forms.

According to Duran (2006) Vocabulary must be taught as a prerequisite knowledge to learn English language, because with vocabulary knowledge students are able to write and also communicate orally. Armbruster at.al(2003) On the other hand, readers cannot understand what they are reading without knowing what most of the words mean. So, learning English emphasize that without vocabulary, students cannot communicate to express their ideas, feeling, and other things in oral and written form and cannot comprehend a text.

Based on interview the primelary, which was done by interviewed by teacher Mrs. Jawiah S.Pd SMP Negeri 1 Limboro, the reseacher found some problems that often happen on students' vocabulary. The first students' vocabularies are very poor. This case was caused by some obstruction in learning

vocabulary. The second, low interest and motivation of students in learning English caused by situation and condition of the classroom. The third, the teachers used the old method so that, students are not interested in following the class.

(Jawiah, interview, on 10th June 2016)

Based on the problem before, the teacher should provide some new alternative ways or method to improve the students' vocabulary so with the new method the students will interest to follow in the class, when they are interest with the method automatically they can improve their vocabulary mastery. Therefore, the researcher will use Treffinger of this research due to this technique is good stimulate the students' interest and motivation in learning vocabulary. Treffinger models is one of the few models that deal with with creativity issues directly and advice on how to achieve alignment. By involving cognitive and effective skills at every level of this model, Treffinger shows interrelationships and interdependencies between the two encouraging creative learning. Learning Model that's a new method and furthermore, the researcher believes that Treffinger Learning Model is easy and effective to use for the students in learning English vocabulary.

B. Research Problem

Based on the explanation of the background, researcher formulates the problem of research as How is the improvement of students' vocabulary mastery after applying Treffinger Learning Model of the 3rd grade students' of SMP Negeri 1 Limboro ?

C. *Research Objectivie*

The objective of study was based on the statement of the problem abovis to improve students' vocabulary mastery after being taught by Treffinger Learning Model of the 3rd grade student's of SMP Negeri 1 Limboro.

D. *Research Significance*

The results of this research were expected to have theoretical and practical contribution. Theoretically, this research could gave more benefit to English language teaching and learning.

1. This study was respect to stimulate the teachers to be creative to develop and explore interesting treffinger in teaching vocabulary.
2. The result of this study was expected to be used by further researcher as information.
3. The result of this research hopefully gave useful and helpful information for curriculum development.

Practically it can be used as a model to improve students' vocabulary mastery, and it may guide, help and encourage them to express their ideas, feeling, and other things orally and written and also increase of the students' interest to learning English especially English vocabulary.

E. *Research Scope*

Scope of the study were the 3rd years students of SMP Negeri 1 Limboro in the academic year of 2017/2018 and improving students' English vocabulary mastery in noun part of speach by using Treffinger Learngng Model. It was done

because most of students lack of vocabulary and it can influence the mastery all the language skills.



CHAPTER II

REVIEW OF RELATED LITERATURE

A. Previous Related Findings

The importance of vocabulary has made many language teachers and researchers explore and expose language teaching process by implementation of various strategies, techniques and methods. Some of researchers related to the topic described in this research:

Titin Faridatin Nisa (2011) in her research “ *Pembelajaran Matematika dengan setting Model Threffinger Learning dalam mengembangkan kreativitas siswa* “ found that, the method was improve the students’ cearivity in study matetatika.

Muhaimnu,W,H.(2014) *Efectivitas model pembelajaran Treffinger berbantuan lembar kerja siswa terhadap hasil belajar siswa SMA*. The students find it easier to do the tesk because the students have followed the step in the treffinger learning model.

Imas Teti Roheti. *Penerapan Model Treffinger Pada Pembeajaran Matemata Untuk Meningkatkan Kemampuan Berikir Kreatif Siswa SMP*. Students succes in improving the ability of creative thinking and very compact in groups.

Setiawati. (2014) *Penerapan Pembelajaran Kooperaif Model Treffinger Dalam Meningkatkan Hasil Belajar Sswa Mata Pelajaran Melakukan Prosedur Adminstrasi Keas X SMK 4 Jember Tahun Pelajaran 2012/013*. The students succes improving the learning result of class X administrative procedure.

This research is different from the others researchers, this research aims at finding the improvement of the students' vocabulary by using Treffinger learning model the model that is using here is not using before yet.

Based on the reserch findings above, it can be inferred that, there are many kinds of techniques of teaching vocabulary related to using Threffinger learning model to increase the students' vocabulary mastery. Both of them is to know how extent the effectiveness using Treffinger for improving English vocabulary.

B. Some Partient Findings

This part explain about Vocabulary and Threffinger model.

1. Vocabulary

a. Defenition of Vocabulary

There are various defenition of vocabulary , some of them :

Hiebert (2005) stated that, vocabulary is the knowledge of a word not only implies a definition, but also implies how that word fits into the world. And also Allen (2006) stated that, vocabulary is related to and affects comprehension. The relationship between word knowledge and comprehension is unequivocal.

According to Spears (2002) state that vocabulary is :

- 1) The words that someone knows; the words that are part of someone's language.
- 2) The words used in certain business, profession, or activity.
- 3) A list of words with brief meanings, like those found in foreign-language dictionaries; a glossary of words and their meanings
- 4) All the words of a language.

Other definition of vocabulary, Ur (1996) state that: Vocabulary can be defined, roughly, as the words teacher teach in the foreign language. However, a new item of vocabulary may be more than a single word which is made up of two or three words but express a single idea. There are also multi word idioms where the meaning of the phrase can't be defined from an analysis of the component word.

Furthermore, based on definition above, the researcher find opinion about vocabulary, the important point of them is vocabulary must be developed if students' want to express their thought, heart, and self in oral or print (written).

b. Types of Vocabulary

Basicaly, vocabulary divided into two type vocabulary; active vocabulary and passive vocabulary. Harmer (1991) say that, active vocabulary refers to the vocabulary that the students have been taught or have learned and which they are expected to be able to use, and passive vocabulary refers to the vocabulary that, the students do not frequently use but can be recognized and understood the meaning both in textual and oral contexts consists of those words, which are not usually part of one's speaking vocabulary but which are recognized and understood when reading and listening. The passive vocabulary is usually many times larger than active vocabulary.

So, a distinction is frequently made between 'active' and 'passive' vocabulary. The former refers to vocabulary that students have been taught or learnt and which they are expected to be able to use whilst the latter refers to

words which the students will recognize when they meet them but which they will probably not be able to produce.

In processing of development students' vocabulary , Hiebert *et.al*(2005) explained there are two type of vocabulary namely receptive vocabulary and productive vocabulary, they can be explain as follows:

1. Receptive, or recognition, vocabulary is that set of words for which an individual can assign meanings when listening or reading. These are words that are often less well known to students and less frequent in use. Individuals may be able assign some sort of meaning to them, even though they may not know the full subtleties of the distinction.
2. Productive vocabulary is the set of words that an individual can use when writing or speaking. They are words that are well-known, familiar, and used frequently.

Forthemore Armbruster, (2003) explain another type of vocabulary in acquiring vocabulary they are indirect vocabulary learning and direct vocabulary learning it can be described as follows:

1) Indirect Vocabulary Learning

Students' learn vocabulary indirectly when hear and see words used in many different contexts, for example, through conversation with adults, through being read to, and through reading extensively on their own.

2) Direct Vocabulary Learning

Students' learn vocabulary directly when they are explicitly taught both individual words and word-learning strategies. Direct vocabulary instruction aids reading comprehension.

c. Principles of Teaching and Learning Vocabulary

For teaching and learning vocabulary, the teachers' need to understand the principle in learning and teaching vocabulary. Because to mastery vocabulary, teacher have to know what kind of vocabulary that they give, what kind of method or technique they use, how many vocabulary that they should teach, and how present vocabulary. According to Wallace in Setiadi (2010) put forward seven principles of teaching vocabulary as follows:

1) Aims

Teaching vocabulary, students' have to be clear about our aims, how many vocabulary expect the students to be able to do? If it is not clear on this point, it will be difficult to assess how successfully the vocabulary learning has been attained.

2) Quantity

Having decided what involved in vocabulary learning, researcher may decide on the quantity of vocabulary to be taught. The number of the new words of that will be taught become part the students active vocabulary, then researcher put the number of words as low as five to seven new words. Clearly, the actual number will depend on a number of factors varying from class to class and learner

when there are too many words the students may become confused, discourage, and frustrated.

3) Need

In most cases, the choice on vocabulary taught to the students, the teachers use a course books or syllabus. In any case, the teachers in choosing the vocabulary that are going to be taught will relate to the aim of the course and objective of individual lesson. It is also possible for the teachers in a sense, to put responsibility of choosing the vocabulary to be taught to the students. In other words, the students are put in the situation where they have to communicate the words they need, as they need then, using the words as the information.

4) Frequent Exposure and Repetition

Teaching and learning vocabulary, there have to be a certain amount of repetition until there is evidence that the students have learnt the target words. This simplest way of checking that learning has been done is by seeing whether the students can recognize the target words and identify their meaning. If the words have to be part of the students, productive vocabulary, the must be given an opportunity to use them, as often as necessary for them to recall the words at all, with the correct spelling, pronunciation, and identify their meaning.

5) Meaningful Presentation

Presenting the vocabulary lesson, the students must have a clear and specific understanding of what words denote or refer to. This requires the words to be presented in such a way. So the denotation and reference are perfect and ambiguous.

6) Situation and Presentation

The words presented are appropriate to the students' situation with favorable condition, enough time-convening and a convenient method; the students will automatically succeed in learning vocabulary.

7) Presenting in Context

Words are very seldom occurring in isolation, so it is important for students to know the usual collocation in which the words occur. So from the very beginning the word must appear in its natural environment, as it was among the words it normally collocates with. Collocations are words, which are commonly associated.

d. Teaching Vocabulary

The most frequently vocabulary is presumably that which individual feel mostly needed. These needs will be very different kinds of situation. That is way the teacher should select the vocabulary, in order that the teaching can be done easily to be able to use them in expressing their needs. According to Harmer (1991) there are many occasions when some presentation and/or explanation is the best way to bring new words into the classroom.

1) Realia

One way of presenting words is to bring the things they represent into the classroom by bringing 'realia' into the room. Words like "postcard", "ruler", "pen", "ball", etc. can obviously be presented in this way. The teacher holds up the object (or point to it), says the word and then gets students to repeat it.

2) Pictures

Bringing a pen into the classroom is not a problem. Bringing in a car, however, is. One solution is the use picture. Picture can be boarded drawings, wall pictures and charts, flashcards, magazine pictures and any other non-technical visual representation. Picture can be used to explain the meaning of vocabulary items. Teachers can draw things on the board or bring in pictures. They can illustrate concepts such as *above* and *opposite* just as easily as hats, coats, walking sticks, cars, smiles, frowns, etc.

3) Mime, action, and gesture

It is often impossible to explain the meaning of words and grammar either through the use of realia or in pictures. Actions, in particular, are probably better explained by mime. Concepts like *running* or *smoking* are easy to present in this way: so are ways of walking, expressions, presentations (“to”, “towards”, etc) and times.

4) Contrast

Researcher saw how words exist because of their sense relations and this can be used to teach meaning. Students’ can present the meaning of “empty” by contrasting it with “full”, “cold” by contrasting it with “hot”, “big” by contrasting it with “small”. Researcher may present this concept with pictures or mime, and by drawing attention to the contrasts in meaning ensure our students’ understanding.

5) Enumeration

Another sense relation is that the general and specific words. Researcher can use this to present meaning. Students' can say 'clothes' and explain this by enumerating or listing by various items. The same is true of 'vegetable' or 'furniture.'

6) Explanation

Explaining the meaning of vocabulary items can be very difficult, especially at beginners and elementary levels. But with more intermediate students such a technique can be used. It is worth remembering the explaining the meaning of a word must include explaining any facts of word use which are relevant. If are explaining the meaning of 'mate' (=friend) students have to point out that is a colloquial word used in formal contexts and that is more often used for males than for female.

7) Translation

Translation is quick and easy way to present the meaning of words but it is not without problems. In the first place it is not always easy to translate words, and in the second place, event where translation is possible, it may make it a bit too easy for students by discouraging them from interacting with the words. When translation can quickly solve a presentation problem it may be a good idea, but students' should bear in mind that a consistent policy towards the use of the mother tongue is helpful for both teacher and students.

e. Vocabulary Selection

Before teaching students' vocabulary the researcher should know which words are useful to be taught, but how do the teachers determine exactly what are useful. The selection of words which are to be taught to the students is a very important procedure in the language learning process. However, the word selection process doesn't mean that, the students will be fluent in expressing themselves in English learning that list, i.e., what students need to know regarding vocabulary is the word meaning, the word use, the word formation and the word content.

Harmer,(1991) stated that When conveying the meaning to the students, teachers should teach their students that a word may have more than one meaning when used in different contexts. For example, the word "book" has at least twelve different meanings when used in context. It has different meanings as a noun, other meanings as a verb. One may say "I buy a new *book*" and "I *booked* my ticket three days ago"; another "if you drive too fast on the way you might be *booked* for speeding".

f. Testing Vocabulary

Testing students' vocabulary is important to be carried out to measure the students' comprehension of words used in speaking or writing. Vocabulary assessment can be carried out through oral or written skills. There are several techniques to assess vocabulary: multiple choice, re-arrange, matching, cloze technique, etc. Brown (2003) stated that, the major techniques to assess vocabulary are defining and using them in sentences. The latter is the more

authentic, but even that task is constrained by a contrived situation in which the test-taker, usually in a matter of seconds, has to come up with an appropriate sentence.

2. Noun

Defenition of noun

Rahmawati (2010) explain that, there are some definitions of Noun. Noun can be defined as follows:

- a. "Noun is a word used to name or identify any of a class of things, people, places, or ideas, or a particular one of these.
- b. Noun is used to refer to people and things as well as to abstract ideas and phenomena. The definition above, teacher can draw a conclusion that noun is a word which is used to name or identify a person, place, thing, idea and condition.

3. Threffinger Learning Model

Nisa (2011) explain that Trifingger models is one of the few models that deal directly creativity and give advice practical advice on how to achieve integration. involving cognitive skills and effective at every level of this model, Treffingger demonstrated mutual dependency relationship in both in encouraging learning creative. Treffinger models to encourage learning creative describes the arrangement of three levels starting with the basic elements and functions uphill to think that a more pluralistic. students are involved in activities to build skills at the first two levels for later on in real life at all three levels.

Forthen more Munandar in Nisa (2011) Threffinger leraning models consist of the following steps: *basic tools, practice with procces and working with real problems.*

a. Step I (besic tools)

Basic tools or techniques include creativity divergent thinking skills and creative techniques contained. in the introduction, functions include the development of self divergen fluency, flexibility, originality, and of detail in thinking. The effective part of Phase 1 includes the willingness to answer, openness to experience, the willingness to accept similarity or ambiguity, the sensitivity to the problems and challenges, curiosity, courage to take risks, awareness and trust yourself.

As for the learning activities at one stage in this study are (1) the teacher gives an open issue with the answers more than a settlement, (2) the teacher guides the students had a discussion to convey the idea or ideas at the same time provide an assessment of each group.

b. Step II (Practice with procces)

Practice with process which gives students the chance to apply the skills that have been learned in stage 1 in practical situations. In terms of the introduction of the second phase include the application, analysis, synthesis and assessment (evaluation). in addition, including the transformation of various products and content, methodological or research skills, thinking involving analogies and allusions.effective terms in the second stage include openness to feeling and pluralistic conflict, directing attention to the problem, the use of fantasy and

imagery, meditation and your relaxation (relaxation), and the development of psychological safety in the creative or creating.

There is a real emphasis on the development of increased awareness, openness preconscious functions, and opportunities for personal growth. In the second stage this is only a stage in the process of movement towards creative learning, and not the final destination of its own. The learning activities in the second stage of this research, namely (1) the teacher guide and student direct for discussion by giving examples of analog, (2) the teacher asks the students to make an example in everyday life.

c. Step III (working with real problems)

Working with real problems, i.e. applying the skills learned in the first two stages to the challenges of the real world. Here students use their skills in ways that are meaningful to their lives. Students not only learn the skills of creative thinking, but also how to use this information in their lives. In the realm of introduction, it means involvement in asking questions that are independent and self-directed. Creative learning someone to lead to the identification of the challenges or problems which means asking questions related to these issues, and management of the sources that lead to development or product results.

C. Theoretical Framework

Vocabulary is an element that support English language component skills. If the students have more vocabulary, it will make them easily in express their ideas, feelings, emotions, etc. Without vocabulary mastery, the students will have problem in studying English. It means that, vocabulary mastery is very important

in process of teaching and learning English. While, Hornby (1983) in *Advance Learner's of Current English* says that vocabulary is: 1) All the words that a person knows or uses, 2) All the words in a particular language, 3) The words that people use when they are talking, 4) A list of words with their meaning in a book for learning a foreign language.

Treffinger Learning Model is a learning model that uses three steps of learning model using student creativity. students are divided into small groups to help each other with learning materials and complete the tasks assigned by the teacher. learning by using treffinger model can foster the creativity of students in solving problems, with the following characteristics: (1) smoothly with problem solving, (2) have ideas more than one answer, (3) applying jawan with ideas made through discussion, (4) being confident in answering questions from the teacher, (5) having more than one answer, (6) applying problems in life and finding your own sources of problem solving.

The Treffinger Learning Model plays an important role in the improvement of vocabulary because it involves gradually the students' thinking ability in solving problems, involving all students from different backgrounds. with the application of this model the students easily get new vocabularies because they work in groups, and are trained to stay compact.

CHAPTER III

METHOD OF INVESTIGATION

A. *Research Method*

This research, the researcher conducted *Classroom Action Research* (CAR). It was conducted by the teachers or lecturers who want to help their students mastered the materials. The main proposes of Classroom Action Research were to identify and to solve the students' problem in the class.

Jean McNiff (2002) states action research involves learning in and through action and reflection, and it was conducted in a variety of contexts, including the social and caring sciences, education, organisation and administration studies, and management. Because action research is always to do with learning, and learning was to do with education and growth, many people regard it as a form of educational research.

Kemmis and Taggart describe that, the model or the procedures of CAR into four steps. They were; (1) plan, (2) action, (3) observation and evaluation (4) reflection. The relations among them was called a cycle. It means that, a cycle consists of plan, action, observation, evaluation, and reflection. Cyclical action research can be drawn as follows

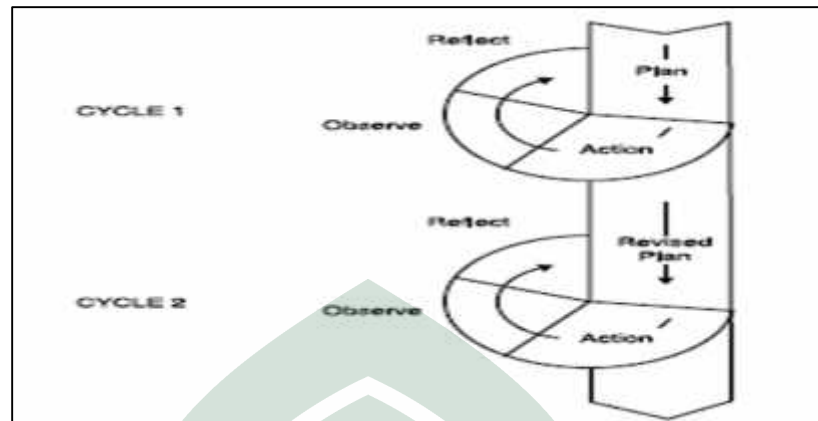


Figure 1. (Kemmis and McTaggart in Arikunto, 2009)

Based on the model above the research design of this research undertaken through four steps. They are plan, action, observation, and reflection. To give a clear understanding, the four steps were explained as follows:

a. Plan

This step the researcher arranged the kind of activities that need to be done in the action step. The reseracher prepared Treffinger as a teaching model.

Furthermore, the researcher prepared the lesson plan.

b. Action

This step, the researcher taught vocabulary to the students. The teaching procedure as follows:

1. Researcher introduces and explain topik
2. Students' were divided into groups
3. Students' do the test
4. Students' answer the test

c. Observation

This step, the researcher observed the students' activities in the learning process as well as the students' attractiveness in learning vocabulary through Treffinger Learning Model. The aims of this activity are to evaluate the teaching-learning process, to know how the influence of the Treffinger Learning Model.

d. Reflection

This step, the researcher analyzed the weakness of the result from the observation step. Then, the researcher analyzed the factor affecting the weakness. However, if the result has not achieved the score target, it should step to the next cycle regarding re-planning, re-acting, and re-observing. Concurrently, the researcher planned the new steps that she would do in the next step.

B. Research subject

The position of students in this research was object, which the 3rd years students at SMP Negeri 1 Limboro. Especially, the students of the 3rd years, which consist of 28 students, was covered by 11 males and 17 females. The selection of the 3rd year students at SMP Negeri 1 Limboro the participant of the research was based on the interview with the teacher which said that, the students lack of vocabulary and it was the main problem that caused the students were hard to master the language.

C. Collaborator

Collaboration as an important feature of this type of this research, Collaborator in classroom action research was person who helps the researcher to collect the data. The collaborator of this research was English teacher who teach English in SMP Negeri 1 Limboro , she was Mrs. Jawiah. estionnaire, observation list, interview, test, etc. In this study, the researcher used observation and test.

1. Observation Checklist

List In arranging check list of observation, the researcher listed some students' observable behavior that indicates their activities and response during teaching learning process through Threffinger Learning Model.

2. Test

This research, the researcher used an achievement test to measure the student's progress in vocabulary power. Related to the achievement test, there were many types of achievement test, such as essay test, multiple choice tests, and so on. The researcher used multiple choices test. With those forms, the researcher can get score directly. The scoring can be done quickly and accurately.

D. *Data analysis technique*

This study used descriptive statistical analysis to find out the improvement of students' English vocabulary power in noun using threffinger learning model.

The steps were:

1. Method of Analyzing Observation Checklist

The observation in this research was conducted four times, during cycle I, and cycle II. The researcher gave check in the observation checklist, and then it

will be analyzed by calculating the percentage from the checklist as the pattern below:

$$\text{Score} = \frac{\text{Sum of checklist}}{\text{Cemount of students}} \times 10$$

(Arikunto . 2009)

2. Method of Analyzing Test

a. Measuring the students individual ability In every cycle, after giving a treatment the researcher gave test to students. The score of the correct answer is 5 and 0 to each wrong answer. The result of the test was analyzed by using percentage scoring as following formula

$$\text{Score} = \frac{\text{Students' correct answer}}{\text{Total Number of items}} \times 10$$

Assessing the students' vocabulary mastery scores by using the rubric below. The Classification of Students' score

Percentage of correct answer	Score	Criteria
90 – 100	Excellent	Aut standing
75 – 89	Good	Above avirage
60 – 74	Fair	Satisfactory
50 – 59	Less	Below avirage
0 – 49	Poor	Insufficient

(Arikunto 2009)

b. This formula used to know the mean score of the students' achievement: $\bar{X} =$


$$\frac{\sum x}{N} \quad \text{Where: } \bar{X} : \text{Mean Score}$$

$\sum X$: The sum of all scor

N : the number of subject (students)

(Gay, 2006)

The result of those formula the researcher analyzed the score of test and the result from observation checklist to find out the improvement of students' vocabulary power in noun.



CHAPTER IV

FINDING AND DISCUSSION

After the researcher implementing English children song in teaching noun, the researcher got the data from each cycle. The finding section, show all the data which were collected in all cycles. In the discussion section, analyzed and discussed all the data from the findings section. The results were as follow:

A. Findings

This research was done on Friday, August, 19 2017. In this first cycle, the researcher used Treffinger Learning Model to teach vocabulary in noun, and students were being enthusiastic because it was their first experience. The test result of the first cycle can be seen in the table below:

1. First Cycle

This research was conducted on Saturday, July, 26 2017. In this activity, the researcher became a teacher. The students' were enthusiastic in following the treatment, the researcher told students' that she would use Threffinger Learning Model to teach vocabulary in noun. This research was classroom action research there were four steps; planning, acting, observing and reflecting. The activities were as follow:

a. Planning

This step, researcher was as a teacher prepared the teaching learning design, such as: arranging lesson plan based on the vocabulary material, test, attendance list, observation checklist and camera.

b. Actions

Actions consist of four meetings; in the first and the second meeting using contextual teaching and learning approach in teaching and learning process. In the four meeting the students were given achievement test.

1. The first meeting

The first meeting focused on improving students' skill in developing idea. In this meeting was conducted on July, 26 2017 from 08.50-10.10 am. Researcher and the collaborator, Jawiah, entered in the class. The teacher was welcomed by students that sit down on the chair and several students play around the class. The situation was noisy; some students were still talking with their friends. After all of the students were ready, the teacher started the meeting by praying. The teacher opened the lesson by introducing and checked the students' attendance. After that the teacher continued to the lesson. The procedures were:

- a. Teacher introduces and explains what the Treffinger learning model is.
- b. Teacher explain the procedure of treffinger learning model
- c. Students write vocabulary.

The students do that researcher instruction.

2. The second meeting

The second meeting was conducted on July, 29th 2017 from 10.40 -12.00 am. This meeting were the same as the first meeting; the difference was in this meeting the teacher and students study English do the study by treffinger learning and using the procedure of treffinger learning model. Researcher devid the several groups and the are five groups in the class, students do the assignment, all the

students search the test answer most of them write the answer in a latter, most if them read their result of discussion.

3. The third meeting

This meeting was conducted on August, 02th 2017 from 08.55-10.15 am. In this meeting same with the second meeting and all of the activity, but the different material.

1. The fourth meeting

The last meeting in the first cycle was conducted on August, 5th 2017 from 10.40 -12.00 am. That is the students do the test to know the omprovment student vocabularry after apply the method.

c. Observation

In observation step, the teacher was helped by the collaborator to observe the learning process. This is to know what happen in the class during the lesson from opening until closing. The collaborator observed the activities during the teaching learning process in using treffinger learning model. To observe them, he used observation checklist which were made before conducting this research. The result of the observation was analyzed to find the strengths and the weaknesses of the action. In the fourth meeting, she did not observe the teaching and learning process because the students were given a competence test for the first cycle. This test was very important to know the students' improvement in vocabulary.

The researcher observed the activity by using observation checklist. It was used to find out to what extent the action result reached the objective. The steps were as follows:

1. The researcher observed the activeness and attention of students in the classroom during teaching learning process.
2. The researcher observed students follow the researcher instruction.
3. The researcher observed the students' task, they do or not.
4. The teacher observed the students feeling enjoy to learning.
5. The teacher observed the students bring the dictionary.

d. Reflecting

For the reflection on the activity during cycle 1, the researcher noted that, there were some problems should be solved in the next cycle, the problems were as follow: Class should be conducive during teaching learning process, before teacher started the activity. It found some students shouted making noise. When the activity in progress, it found that some students were passive, they were not fully joining the teaching learning process. It was then the duty of the teacher to give some more attention and motivation toward the students in order to make them interest to join the activity. There were many students that can't answer the question from teacher.

2. Second cycle

The second cycle was done based on the result of the first cycle. The result showed that the quality of students' vocabulary was still low, it was needed another action in order to the next cycle made some improvement of students' vocabulary. Second cycle was done on August, 8th until 19th 2017. The steps were:

a.Planning

The planning, the researcher arranged lesson plan based on the teaching material, improved the teaching strategy, test and prepared the observation checklist.

The second cycle was conducted on Friday , August, 19 2017. In this cycle the researcher tried to handle weakness in the first cycle. There steps were as follow:

1. The researcher made lesson plan as guiding to teach students in the second cycle.
2. The researcher made observation guide to observe the students during teaching learning process.
3. The researcher prepared the instruments test to check students' understanding.

b. Acting

In this step was quiet different with previous cycle. The activities were as follow:

1. Teacher started by greeting the students'.
2. Teacher checked students' attendance.
3. Teacher asked students' about the material in previous meeting.
4. Teacher asked some students' about the name of foods in English .
5. Teacher ask the students' about the material by followed the lesson plan.
6. Students' worked in group.
7. Students' written their answer in latter.

8. Students' done the assignment from the teacher.

9. Students' and teacher discussed the assignments.

c. Observing

The observation step during cycle 2 did not different with the previous cycle, the researcher also observed the events that happened during teaching learning process. The researcher observed the activity by using observation checklist, the steps were as follow:

1. The researcher observed the activeness and attention of students in the classroom during teaching learning process.
2. The researcher monitored the students response when they were asked by teacher
3. The researcher observed the students' task, they accomplishing the task or not.

d. Reflecting

Generally, based on the activity in cycle 2, the result was significant enough. This involved teaching learning process, students' activeness and attention, students' ability in using English children song. The reflection results were as follow:

1. Class was conducive enough, since some students were concentrated to join the activity.
2. Some students that can't explain in the first cycle, in this cycle they can explain it better.

4. Teacher had provided enough time; this can be shown that most of students come forward to answer the questions.

After the researcher implementing Treffinger Learning Model in teaching noun, the researcher got the data from each cycle. It was analyzed to get the improvement in every cycle, and then the researcher got the result of the classroom action research. The results were as follow:

1.First Cycle

This cycle was done on Friday, August, 05 2017. In the first cycle the researcher used the Treffinger Learning Model to teach vocabulary in noun, and students were being enthusiastic because it was a new model for them. The test result of the first cycle can be seen in the table below :

Based on the result of observation above it can be concluded that, only half of the students are active and enthusiastic, a half students need more attention from the teacher in teaching learning process. They paid attention to the lesson, although some students cannot answer the question because they still difficult to remember the word.

After implementing the test, the researcher examined it and gave score. In giving score, the researcher used the following formula:

$$\text{Score} = \frac{\text{Students' correct answer}}{\text{Total Number of items}} \times 100$$

The result of the test above, the researcher then classified the students' ability and their percentage using the formula. The result of the scoring percentage as follow:

Table 5. The category of the students score and their percentage

No	Interval	Freq	Category
1	90 – 100	6	Excellent
2	75 – 89	6	Good
3	60 – 74	16	Fair
4	50 – 59		Less
5	0 – 49		Poor
		28	

From the data above, it could be seen that 6 students got excellent mark, 6 students got good mark, 16 students got fair mark. After that, the researcher calculated the mean using the same formula with previous research. The result of the mean of the first cycle is:

$$\bar{X} = \frac{1}{2} \times 100 = 7,053$$

The result of the mean was 7,053. It means that, the students' score in first cycle could be said unsuccessful, because the whole students get over 13 of the achievement. But it was unsatisfied yet, because 16 students still got fair mark, so the researcher had to continue to the next cycle.

2. Second cycle

The second cycle was conducted on saturday, august 19 2017. There was significant improvement in this cycle, it could be seen from the result of the test below:

Then, the researcher calculated students' score based on the percentage formula to categorize their ability. The result of the scoring percentage as follow:

Table7. The Category of The Students Score and Their Percentage

No	Interval	Freq	Category
1	90 – 100	6	Excellent
2	75 – 89	20	Good
3	60 – 74		Fair
4	50 – 59		Less
5	0 – 49		Poor
		26	

From the Table 6 above, it could be seen that 6 students got excellent mark and 10 students got good mark, the researcher could calculate the average (mean) of the score as follows:

$$\bar{X} = \frac{\sum Z}{Z} \times 100 = 8,53$$

Result above showed us that, the average of students' test in the second cycle was 8,53. The result of the second cycle was better than the previous one. It means that, there were improvements for the students' vocabulary power in noun.

Table 8. Comparison percentage students enthusiastic in response teaching learning process using Threffinger Learning Model cycle 1, and cycle 2.

No	Cycle	Total score	Persentase %
1	Cycle I	32	64
2	Cycle 2	39	76

Table 9. Comparison the average of students score on cycle 1, and cycle 2

No	Cycle	Mean
1	Cycle I	7.05
2	Cycle 2	8.53

In the first cycle, the average result was 7.05. The teacher began to Threffinger Learning Model as medium to teach the students and used audio lingual method. In teaching learning process, there were many students joined the class enthusiastically. They paid attention to the lesson, although many students still confused with past form.

In the second cycle, the average result was 8,53. Before the lesson was begun, the research asked the students to give more pay attention to the lesson. All activities in this cycle run well. According to the research that use children Threffinger Learning Model in teaching vocabulary caused their interesting and responses more increasing than before. The researcher felt that the implementation of English as media to improve students' vocabulary power in noun form was successful, So Threffinger Learning Model are helpful in the process of learning and teaching vocabulary in noun form.

B. Discussion

Vocabulary is one of the most important elements in language. Without vocabulary, no one can speak or understand a language. In other words, when people do not have much vocabulary or do not master it well, they cannot say or write something. In order to convey ideas, thought and feeling, people need much vocabulary so that the listener can understand it well. According to Brown (2004) vocabulary is the content and function words of language which are learned through by that they become a part of the child's understanding, speaking, reading, and writing. Second, vocabulary is words having meaning when heard or seen even though the individual produces it when communicating with others.

The reason why the researcher choose vocabulary as the the experiment. because Vocabulary is central to English language teaching because without sufficient vocabulary students cannot understand others or express their own ideas. So vocebularry helps students or facilitates student communication in teaching and learning, and the students understant the teacher mean.

The problems that after happen on students vocabulary, the first vocabularies as very poor caused by some abstruption in learning vocabulary. The second low interst and motivation of students in learning english caused of situation and condition in class room. The third teacher used the old method so that students are students not interest in following the class.

Researcher used treffinger learning model to overcome this problem, because this new model that applied in english. This model teach the students to

compact, confidence, so researcher think that very effective to improve the students vocabulary.



CHAPTER V

CONCLUSIONS AND SUGGESTIONS

A. Conclusions

This research shows that the use of Threffinger Learning Model as a media to improve students' English vocabulary mastery in noun can help the students solve their problems. The test result indicated that the students understanding on noun form. there was significant improvement of students' vocabulary in every cycle. The students avirage score giving the treatment using Threffinger Learning Model, increased significantly (the students' average score from first cycle was 7.05 and the average score of the students in the second cycle was 8.53) It showed that the use of Threffinger Learning Model could improve students' English noun vocabulary mastery.

B. Suggestions

In relation to the conclusion above, the researcher proposes the following offers:

1. For the teacher

It is important for the teacher to make the class situation especially in teaching English more interesting rather than having stressful atmosphere. The teacher can use Treffinger Learning Model to make students enjoy learning and improving their vocabulary. Treffinger Learning Model gives students chance to develop their ideas, promote effective team work, learn to criticize, exchange ideas.

2. For the student

Students have to be more active in teaching and learning process in order to improve their vocabulary. The students having low interest should encourage themselves and realize the importance of active involvement in teaching learning process.

3. To the other researcher

This research study was aimed at improving the students' vocabulary, however, there are some weaknesses in this study, which should be considered by another researcher to conduct better research, and other researcher can use this result of this study at the starting point to continue the next study of Treffinger Learning Model.

BIBLIOGRAPHY

- Allen, Janet. *Words, Words, Words: Teaching Vocabulary in Grades 4-12*. Stenhouse Publishers. 2006
- Arikunto, Suharsimi, *Dasar-Dasar Evaluasi Pendidikan*, Jakarta: PT Bumi Aksara Jawa, 2009
- Arikunto, Suharsimi. *Prosedur Penelitian Suatu Pendekatan Praktik*. Jakarta: RinekaCipta, 2013.
- Armbruster, Bonnie B., Fran Lehr, & Osborn Jean. *Put Reading First: The Research Building Blocks for Teaching Children to Read (2nd Edition)*. Center for the Improvement of Early Reading Achievement (CIERA). 2003
- Brown, H. Douglas. *Language Assessment. Principle and Classroom Practices*. New York: Pearson Education. 2003
- Departement Pendidikan Nasional. *Petunjuk Teknis Pengajaran Bahasa Inggris*. Jakarta : Depdiknas. 2005.
- Duran, Elva. *Teaching English Learners in Inclusive Classroom 3rd Edition*. Charles Thomas Publishing, Ltd. 2006
- Gay, L, R. *Educational Research : competenciel for analysis and applycation. Second edition* . London: A. Bell & Howel Company. 1978
- Harmer, Jeremy. *The Practice of English Language Teaching: 1st Edition*. London: Longman. 1991
- Hiebert, Elfrida. H & Kamil Michael. L. *Teaching and Learning Vocabulary: Bringing Research to Practice*. Lawrence Erlbaum Associates, Publishers. 2005
- Hornby, A, S. *Oxford Student's Dictinory of AMERICAN English*. New York. Oxford University Press. 1983
- Rahmawati, Indah. *The Use Of English Children Songs As Media To Improve Students' english Vocabulary Power In Noun*. 2010
- Roheti, I, T. *Penerapan Model Treffinger Pada Pembeajaran Ma]]temata Untuk Meningkatkan Kemampuan Berikir Kreatif Siswa SMP*. 2012

- Spears, Richard, A. *NTC's Pocket Dictionary of Words and Phrases*. The McGraw-Hill Companies.2002
- Setiadi, M, A. *Using Fables in Improving students' Vocabulary Mastery*. Unpulished Thesis. Makassar: Postgraduate Program of UNM Makassar. . 2010
- Setiawati. *Penerapan Pelmbelajaran Kooperaif Model Treffinger Dalam Meningkatkan Hasil Belajar Sswa Mata Pelajaran Melakukan Prosedur Adminstrasi Keas X SMK 4 Jember Tahun Pelajaran 2012/013*.2014
- Sudjana , N. *Metode Statistika*. Bandung . PT Remaja Rosda Karya.1999
- Muhaimnu,W,H. *Efectivitas model pembelajaran Treffinger berbantuan lembar kerja siswa terhadap hasil belajar siswa SMA*. Universitas Negeri Semarang Fakultas Matematika Dan Ilmu Pengetahuan Alam.2014
- Nisa,T,F.*Pembelajaran Matematika dengan Setting Model Treffinger untuk Mengembangkan Kreativitas Siswa*. Universitas Muhammadiyah Sidoarjo.2011
- Ur, penny. *A Course in Language: Practice and Theory*. Cambridge: University press. . 1996



UNIVERSITAS ISLAM NEGERI

ALAUDDIN

MAKASSAR

Appendix A

RENCANA PELAKSANAAN PEMBELAJARAN

(RPP III)

Nama Sekolah : SMP Negeri 1 Limboro

Mata Pelajaran : Bahasa Inggris

Kelas/ Semester : IX_a / Ganjil

Pertemuan : 1

Lokasi waktu : 2 x 60 menit

A. Kompetensi Inti

1. Menghargai dan menghayati ajaran agama yang di anutnya
2. Menghargai dan menghayati perilaku jujur, disiplin, tanggung jawab, peduli (toleransi, gotong royong) , santun, percaya diri, dalam berinteraksi secara efektif dengan lingkungan sosial dan alam dalam jangkaun pergaulan dan keberadaannya.
3. Memahami dan menerapkan pengetahuan (faktual konseptitual, dan prosedur) terhadap rasa ingin tahuannya terhadap ilmu pengetahuan, teknologi, seni, budaya terkait fenomena dan kejadian tampak di mata.
4. Mengolah, menyaji, dan menalar dalam ranah konkret (menggunakan, mengurai, merangka, memodifikasi, dan membuat)

B. Kompetensi Dasar

1.1 mensyukuri kesempatan dapat mempelajari Bahasa Inggris sebagai bahasa pengantar komunikasi internasional yang diwujudkan dalam semangat belajar.

1.2 Menunjukkan perilaku tanggung jawab, peduli, kerjasama, dan peduli damai, dalam melaksanakan komunikasi fungsional.

1.3 Menerapkan struktur teks dan unsur kebahasaan untuk melakukan fungsional menyatakan dan menanyakan tentang arti dari benda yang tidak di ketahui.

1.4 Mengumpulkan kata kata sulit yang ada dalam teks.

C. Indikator Pencapaian Kompetensi

1.1.1 Menunjukan sikap syukur dan sungguh-sungguh dalam belajar

1.1.2 Menunjukkan rasa syukur kesempatan belajar bahasa inggris.

1.1.3 Bertanggung jawab, peduli, kerja sama dan cinta damai, dalam melaksanakan komunikasi fungsional

1.1.4 Menentukan unsur kebahasaan tentang tindakan/ kegiatan yang sedang di lakukan / terjadi saat ini.

1.1.5 Menentukan tentang tindakan / kejadian/ yang sedang di lakukan .

1.1.6 Menyusun kata susah yang telah di dapat pada teks .

D. Tujuan Pembelajaran

Di akhir pembelajaran siswa mampu memahami dan mengerti kata- kata sulit yang awalnya tidak di mengerti . dan siswa mampu mengaplikasikannya di kehidupan sehari-hari.

E. Metode Pembelajaran

Menggunakan Treffinger Learning Model

F. Media pembelajaran

1. Media / Alat

leptop/komputer, LCD, white board,board marker,etc

2. Bahan

Slide, gambar

G. Kegiatan pembelajaran

Pertemuan pertama (2 x 40)

Langkah pembelajarn	Sintak model pembelajarn	Deksripsi	Waktu
Kegiatan pendahuluan		<ol style="list-style-type: none">1. peneliti memberi salam2. Berdoa3. Memeriksa keahidaran siswa sekaligus siswa memperkenalkan diri4. peneliti memperkenalkan diri5. peneliti akan menjelaskan alasan mengapa masuk dalam kelas menggantikan guru.	10 menit

Kegiatan inti	Model treffinger	<ol style="list-style-type: none"> 1. peneliti akan memperkenalkan metode yang akan di gunakan selama masa penelitian. 2. Siswa di bagi menjadi 4-5 kelompok. <p>Basic Tools ➤ Peneliti memberikan suatu masalah dan jawaban dari masalah dari tersebut jawabannya lebih dari satu.</p> <ol style="list-style-type: none"> 1. Siswa di minta untuk membayangkan sebuah rumah. 2. Siswa mendiskusikan dan menuliskan benda apa saja yang ada dalam rumah. 	60 menit
---------------	------------------	--	-------------

		<p>3. Dalam setiap satu kelompok ada satu perwakilan untuk menyebutkan hasil dari diskusi kelompok mereka.</p>	
	Practice With Proses	<p>➤ Peneliti mengarahkan dan membimbing siswa dan memberikan contoh analog.</p> <p>1. Peneliti mengajukan pertanyaan “dengan apa adek adek adek membuka pintu ?”</p> <p>2. Siswa di minta untuk mendiskusikan dan di minta untuk menyampaikan hasil diskusi pada kelompok</p>	

		mereka.	
		3. Siswa membuat permasalahan sendiri dan mampu menjawab dari permasalahan dari mereka sendiri.	
	Working with real problems	➤ Menggunakan kemampuan dalam menyelesaikan masalah terhadap tantangan tangan yang mereka dapatkan .	
		1. Peneliti mengajukan pertanyaan kepada siswa “ jika adek adek berada dalam sebuah rumah dan rumah tersebut terbakar nah dengan apa anda keluar dari rumah ?”	

		<p>2. Siswa di minta mendiskusikan dan menyampaikan gagasan dari hasil diskusi di kelompok.</p>	
Penutup		<p>1. Peneliti memberikan motovasi kepada siswa.</p> <p>2. Pemneliti memberikan kesimpulan kepada siswa.</p> <p>3. Siswa di minta pada tiap pertemuan untuk membawa kamus.</p> <p>4. Peneliti menyampaikan kegiatan yang akan datang.</p>	10 menit

RENCANA PELAKSANAAN PEMBELAJARAN

(RPP III)

Nama Sekolah : SMP Negeri 1 Limboro

Mata Pelajaran : Bahasa Inggris

Kelas/ Semester : IX_a / Ganjil

Pertemuan : II

Lokasi waktu : 2x 60 menit (1 pertemuan)

A. Kompetensi Inti

1. Menghargai dan menghayati ajaran agama yang di anutnya
2. Menghargai dan menghayati perilaku jujur, disiplin, tanggung jawab, peduli (toleransi, gotong royong) , santun, percaya diri, dalam berinteraksi secara efektif dengan lingkungan sosial dan alam dalam jangkaun pergaulan dan keberadaannya.
3. Memahami dan menerapkan pengetahuan (faktual konseptual, dan prosedur) terhadap rasa ingin tahunya terhadap ilmu pengetahuan, teknologi, seni, budaya terkait fenomena dan kejadian tampak di mata.
4. Mengolah, menyaji, dan menalar dalam ranah konkret (menggunakan, mengurai, merangka, memodifikasi, dan membuat)

B. Kompetensi Dasar

- 1.2 mensyukuri kesempatan dapat mempelajari Bahasa Inggris sebagai bahasa pengantar kominikasi internasional yang di wujudkan dalam semangat belajar.

- 1.3 Menunjukkan perilaku tanggung jawab, peduli, kerjasama, dan peduli damai, dalam melaksanakan komunikasi fungsional.
- 1.4 Menerapkan struktur teks dan unsur kebahasaan untuk melakukan fungsional menyatakan dan menanyakan tentang arti dari benda yang tidak di ketahui.
- 1.5 Mengumpulkan kata kata sulit yang ada dalam teks.

C. Indikator Pencapaian Kompetensi

- 1.5.1 Menunjukan sikap syukur dan sungguh-sungguh dalam belajar
- 1.5.2 Menunjukkan rasa syukur kesempatan belajar bahasa inggris.
- 1.5.3 Bertanggung jawab, peduli, kerja sama dan cinta damai, dalam melaksanakan komunikasi fungsional
- 1.5.4 Menentukan unsur kebahasaan tentang tindakan/ kegiatan yang sedang di lakukan / terjadi saat ini.
- 1.5.5 Menentukan tentang tindakan / kejadian/ yang sedang di lakukan .
- 1.5.6 Menyusun kata susah yang telah di dapat pada teks .

D. Tujuan Pembelajaran

Di akhir pembelajaran siswa mampu memahami dan mengerti kata- kata sulit yang awalnya tidak di mengerti . dan siswa mampu mengaplikasikannya di kehidupan sehari-hari.

E. Metode Pembelajaran

Menggunakan Treffinger Learning Model

F. Media pembelajaran

3. Media / Alat

leptop/komputer, LCD, white board,board marker,etc

4. Bahan

Slide, gambar

G. Kegiatan pembelajaran

Pertemuan kedua (2 x 60 menit)

Langkah pembelajaran	Sintak model pembelajaran	Deksripsi	Waktu
Kegiatan pendahuluan		6. peneliti memberi salam 7. Berdoa 8. Memeriksa keahidaran siswa 9. Mengulang sedikit materi yang telah di pelajari minggu lalu.	10 menit
	Model Treefinger Besic Tools	Siswa di bagi menjadi 4-5 kelompok. ➤ Peneliti memberikan suatu masalah dan jawaban dari masalah dari tersebut	

<p>Kegiatan inti</p>	<p>Practice With Procces</p>	<p>jawabannya lebih dari satu.</p> <p>4. Siswa di minta untuk membayangkan sebuah pulau.</p> <p>5. Siswa mendiskusikan dan menuliskan apa yang ada pada pulau.</p> <p>6. Dalam setiap satu kelompok ada satu perwakilan untuk menyebutkan hasil dari diskusi kelompok mereka.</p> <p>➤ Peneliti mengarahkan dan membimbing siswa dan memberikan contoh analog.</p>	
----------------------	----------------------------------	--	--

<p>Working with real problems</p>		<p>H. Peneliti mengajukan pertanyaan “dengan apa adik adik bisa berkunjung ke suatu pulau ?”</p> <p>I. Siswa di minta untuk mendiskusikan dan di minta untuk menyampaikan hasil diskusi pada kelompok mereka.</p> <p>J. Siswa membuat permasalahan sendiri dan mampu menjawab dari permasalahan dari mereka sendiri.</p> <p>➤ Menggunakan kemampuan dalam</p>	
---------------------------------------	--	---	--

		<p>menyelesaikan masalah terhadap tantangan tangan yang mereka dapatkan .</p> <p>3. Peneliti mengajukan pertanyaan kepada siswa “ jika adek adek terjebak di sebuah pulau, bagaimana adik adik keluar dari pulau tersebut?”</p> <p>4. Siswa di minta mendiskusikan dan menyampaikan gagasan dari hasil diskusi di kelompok.</p>	
		<p>5. Peneliti memberikan motivasi kepada siswa.</p>	10 menit

Penutup		<p>6. Peneliti memberikan kesimpulan kepada siswa.</p> <p>7. Siswa di minta pada tiap pertemuan untuk membawa kamus.</p>	
---------	--	--	--

RENCANA PELAKSANAAN PEMBELAJARAN

(RPP III)

Nama Sekolah : SMP Negeri 1 Limboro

Mata Pelajaran : Bahasa Inggris

Kelas/ Semester : IX_a / Ganjil

Pertemuan : III

Lokasi waktu : 2x 60 menit (1 pertemuan)

A. Kompetensi Inti

1. Menghargai dan menghayati ajaran agama yang di anutnya
2. Menghargai dan menghayati perilaku jujur, disiplin, tanggung jawab, peduli (toleransi, gotong royong) , santun, percaya diri, dalam berinteraksi secara efektif dengan lingkungan sosial dan alam dalam jangkaun pergaulan dan keberadaannya.
3. Memahami dan menerapkan pengetahuan (faktual konseptitual, dan prosedur) terhadap rasa ingin tahunya terhadap ilmu pengetahuan, teknologi, seni, budaya terkait fenomena dan kejadian tampak di mata.
4. Mengolah, menyaji, dan menalar dalam ranah konkret (menggunakan, mengurai, merangka, memodifikasi, dan membuat)

B. Kompetensi Dasar

- 1.1 mensyukuri kesempatan dapat mempelajari Bahasa Inggris sebagai bahasa pengantar kominikasi internasional yang di wujudkan dalam semangat belajar.

1.2 Menunjukkan perilaku tanggung jawab, peduli, kerjasama, dan peduli damai, dalam melaksanakan komunikasi fungsional.

1.3 Menerapkan struktur teks dan unsur kebahasaan untuk melakukan fungsional menyatakan dan menanyakan tentang arti dari benda yang tidak di ketahui.

1.4 Mengumpulkan kata kata sulit yang ada dalam teks.

C. Indikator Pencapaian Kompetensi

1.4.1 Menunjukan sikap syukur dan sungguh-sungguh dalam belajar

1.4.2 Menunjukkan rasa syukur kesempatan belajar bahasa inggris.

1.4.3 Bertanggung jawab, peduli, kerja sama dan cinta damai, dalam melaksanakan komunikasi fungsional

1.4.4 Menentukan unsur kebahasaan tentang tindakan/ kegiatan yang sedang di lakukan / terjadi saat ini.

1.4.5 Menentukan tentang tindakan / kejadian/ yang sedang di lakukan .

1.4.6 Menyusun kata susah yang telah di dapat pada teks .

D. Tujuan Pembelajaran

Di akhir pembelajaran siswa mampu memahami dan mengerti kata- kata sulit yang awalnya tidak di mengerti . dan siswa mampu mengaplikasikannya di kehidupan sehari-hari.

E. Metode Pembelajaran

Menggunakan Treffinger Learning Model

F. Media pembelajaran

5. Media / Alat

leptop/komputer, LCD, white board,board marker,etc

6. Bahan

Slide, gambar

G. Kegiatan pembelajaran

Pertemuan kedua (2 x 60 menit)

Langkah pembelajaran	Sintak model pembelajaran	Deksripsi	Waktu
Kegiatan pendahuluan		10. peneliti memberi salam 11. Berdoa 12. Memeriksa keahidaran siswa 13. Mengulang sedikit materi yang telah di pelajari minggu lalu.	10 menit
	Model Treefinger Besic Tools	Siswa di bagi menjadi 4-5 kelompok. ➤ Peneliti memberikan suatu masalah dan jawaban dari masalah dari tersebut	60 menit

<p>Kegiatan inti</p> <p>Practice With Procces</p>		<p>jawabannya lebih dari satu.</p> <p>7. Siswa di minta untuk menyebutkan ada berapa merek Hand Phone (HP) yang mereka ketehui.</p> <p>8. Siswa mendiskusikan dan menuliskan apa yang ada pada pulau.</p> <p>9. Dalam setiap satu kelompok ada satu perwakilan untuk menyebutkan hasil dari diskusi kelompok mereka.</p> <p>➤ Peneliti mengarahkan dan membimbing siswa dan memberikan contoh</p>	
---	--	---	--


		<p>analog.</p> <p>H. Peneliti mengajukan pertanyaan “apa fungsi HP menurut adik adik?”</p> <p>I. Siswa di minta untuk mendiskusikan dan di minta untuk menyampaikan hasil diskusi pada kelompok mereka.</p> <p>J. Siswa membuat permasalahan sendiri dan mampu menjawab dari permasalahan dari mereka sendiri.</p> <p>➤ Menggunakan kemampuan dalam</p>	
--	--	---	--

Working with
real problems

UNIVERSITAS ISLAM NEGERI
ALAUDDIN
MAKASSAR

		<p>menyelesaikan masalah terhadap tantangan tangan yang mereka dapatkan .</p> <p>K. Peneliti mengajukan pertanyaan kepada siswa “ jika HP yang adik adik miliki rusak apa yang akan kalian lakukan?”</p> <p>L. Siswa di minta mendiskusikan dan menyampaikan gagasan dari hasil diskusi di kelompok.</p>	
		<p>8. Peneliti memberikan motivasi kepada siswa.</p> <p>9. Peneliti memberikan</p>	10 menit

Penutup		kesimpulan kepada siswa.	
		10. Siswa di minta pada tiap pertemuan untuk membawa kamus.	



UNIVERSITAS ISLAM NEGERI
ALAUDDIN
 M A K A S S A R

Appendix B

Students name list SMP Negeri 1 Limboro

No	Name	as
1	ABD. HARIS	C1
2	ARHAN	C2
3	BUSMAN	C3
4	DANDI	C4
5	ERWIN B	C5
6	JUANDA	C6
7	JUNAEDI	C6
8	MUH. YUSUF	C8
9	ANNISA AMELIA	C9
10	CICI PUTRI ANGRIANINGSIH	C10
11	FAJRAWATI	C11
12	HUSNAH	C12
13	HARDENI	C13
14	ISNAWATI	C14
15	MUTIARA ANANDA	C15
16	NUR ADILA	C16
17	NUR AULIA	C17
18	NURJANNAH	C18
19	NURMADINAH	C19
20	NURMIA	C20

21	NURSIA	C21
22	NURUL CAHYA	C22
23	SAHRAN	C23
24	SAHRUL	C24
25	SUKRAN	C25
26	RAHMI	C26
27	ROSMIATI	C27
28	SYAIKAH PUTRI	C28

Appendix C

Tabel 3. Obsevation Checklist cycle

No	Indicators	Poor 0% - 39 % 1	Fair 40% – 59% 2	Avirage 60% – 74% 3	Good 75% – 84% 4	Exelent 85% – 100% 5	score
1	Students pay attention				V		4
2	Students make some groups			V			3
3	Students presentation of the result discussion			V			3
4	Students write vocabulary			V			3
5	Students answer the teacher question		V				2
6	Students follow the teacher instruction					V	5
7	Students make a problem and make a solution				V		3
	Students feeling						

8	enjoy to learning		V				2
9	Students bring dictionary			V			4
10	Students active in the group				V		4
Total							32
Score Percentage							64 %

Tabel 4. The Results of the First Cycle are as Follows:

No	Students code	Score	Percentage	Latter Score	Level
1	C1	70	70%	C	Fair
2	C2	90	90%	A	Excellent
3	C3	65	65%	C	Fair
4	C4	65	65%	C	Fair
5	C5	65	65%	C	Fair
6	C6	70	70%	C	Fair
7	C6	90	90%	A	Excellent
8	C8	75	75%	B	Good
9	C9	90	90%	A	Excellent
10	C10	90	90%	A	Excellent
11	C11	90	90%	A	Excellent
12	C12	75	75%	B	Good
13	C13	70	70%	B	Good

14	C14	65	65%	C	Fair
15	C15	70	70%	C	Fair
16	C16	75	75%	B	Good
17	C17	75	75%	B	Good
18	C18	60	60%	C	Fair
19	C19	70	70%	C	Fair
20	C20	70	70%	C	Fair
21	C21	65	65%	C	Fair
22	C22	90	90%	A	Good
23	C23	60	60%	C	Fair
24	C24	75	75%	B	Good
25	C25	70	70%	C	Fair
26	C26	65	65%	C	Fair
27	C27	70	70%	C	Fair
28	C28	60	60%	C	Fair

UNIVERSITAS ISLAM NEGERI
ALAUDDIN
 M A K A S S A R

Tabel 5. Observation checklist the second cycle

No	Indicators	Poor 0% - 39 % 1	Fair 40% - 59% 2	Avirage 60% - 74% 3	Good 75% - 84% 4	Exelent 85% - 100% 5	score
1	Students pay attantion			V			3
2	Students make some groups				V		4
3	Students presentation of the result discussion			V			3
4	Students write vocabulary				V		4
5	Students answer the teacher question				V		4
6	Students follow the teacher				V		4

	instruction						
7	Students make a problem and make a solution				V		4
8	Students feeling enjoy to learning			V			3
9	Students bring dictionary					V	5
10	Students active in the group				V		4
Total							39
Score Percentage							76 %

Tabel 6. The Results of the second Cycle are as Follows:

No	Students code	Score	Percentage	Latter Score	Level
1	C1	85	85%	B	Good
2	C2	95	95%	A	Excellent
3	C3	80	80%	B	Good
4	C4	80	80%	B	Good
5	C5	75	75%	B	Good

6	C6	80	80%	B	Good
7	C6	95	95%	A	Excellent
8	C8	80	80%	B	Good
9	C9	100	100%	A	Excellent
10	C10	95	95%	A	Excellent
11	C11	100	100%	A	Excellent
12	C12	Absent	Absent	Absent	Absent
13	C13	80	80%	B	Good
14	C14	80	80%	B	Good
15	C15	75	75%	B	Good
16	C16	80	80%	B	Good
17	C17	75	75%	B	Good
18	C18	75	75%	B	Good
19	C19	75	75%	B	Good
20	C20	75	75%	B	Good
21	C21	85	85%	B	Good
22	C22	95	95%	A	Excellent
23	C23	75	75%	B	Good
24	C24	Absent	Absent	Absent	Absent
25	C25	75	75%	B	Good
26	C26	75	75%	B	Good
27	C27	75	75%	B	Good
28	C28	85	85%	B	Good

Documentation



CURRICULUM VITAE

The writer, Wiwiek Wahyuni was born on March 7th, 1996 in Lambe-Lambe, Mandar Regency, and west Sulawesi. She has six sisters and three brothers. She is the seventh daughter of Abd. Latif and Hamida.

she started her education in elementary school SD 034 INP Napo and graduated in 2007. She continued her study in SMP Pesantren AL-Ikhlah Lampoko and graduated in 2010. And then she continued her study in SMA Negeri 1 Tinambung and graduated in 2013. In the same year she was accepted in English Education Department of Tarbiyah and Teacher Training Faculty of UIN Alauddin Makassar.

