

**THE EFFECTIVENESS OF USING FEEDBACK TOWARDS  
THE READING COMPREHENSION OF THE SECOND  
GRADE STUDENTS' OF VOCATIONAL  
HIGH SCHOOL 10 JENEPONTO**



A Thesis

*Submitted in Partial Fulfillment of the Requirement for the Degree of  
Sarjana Pendidikan in English Education Department of  
Tarbiyah and Teaching Science Faculty of  
UIN Alauddin Makassar*

By

**RINI KARMILA. HB**

**Reg. Number 20400113145**

**ENGLISH EDUCATION DEPARTMENT  
THE FACULTY OF TARBIYAH AND TEACHING SCIENCE  
UIN ALAUDDIN MAKASSAR**

**2017**

## PENGESAHAN SKRIPSI


Skripsi yang berjudul "*The Effectiveness of Using Feedback Towards the Reading Comprehension of the Second Grade Students Vocational High School 10 Jeneponto*" yang disusun oleh saudara Rini Kurnila HB, NIM: 20400113145, Mahasiswi Jurusan Pendidikan Bahasa Inggris pada Fakultas Tarbiyah dan Keguruan UIN Alauddin Makassar, telah diuji dan dipertahankan dalam sidang munaqasyah yang diselenggarakan pada hari Kamis, 19 Oktober 2017 M bertepatan dengan 29 Muharram 1438 H dan dinyatakan dapat diterima sebagai salah satu syarat untuk mendapatkan gelar Sarjana Pendidikan (S.Pd.) pada Fakultas Tarbiyah dan Keguruan Program Studi Pendidikan Bahasa Inggris dengan beberapa perbaikan.

Gowa, 19 Oktober 2017M  
29 Muharram 1438 H


### DEWAN PENGUJI

(SK Dekan No. 2061 Tertanggal 20 September 2017)

- Ketua : Dr. Hamka Ilyas, M.Th.I.  
Sekretaris : Dr. Sitti Aisyah Chalik, S. Ag., M. Pd.  
Munaqisy I : Dr. Kamstiah, M.Pd.I.  
Munaqisy II : Sitti Nurpahmi, S.Pd., M.Pd.  
Pembimbing I : Dr. Hj. Mardiana, M.Hum.  
Pembimbing II : Dra. Nurjannah Yunus Tekeng, M.Ed., M.A



Disahkan oleh:  
Dekan Fakultas Tarbiyah dan Keguruan  
UIN Alauddin Makassar

  
Dr. H. Muhammad Amri, Lc., M.Ag.  
NIP. 19730120 200312 1 001

## PERNYATAAN KEASLIAN SKRIPSI

Mahasiswa yang bertanda tangan di bawah ini:

Nama : Rini Karmila.HB  
NIM : 20400113145  
Tempat/Igl.Lahir : Balang-Pasui, 19 Juni 1995  
Jur/ Prodi/ Konsentrasi : Pendidikan Bahasa Inggris  
Fakultas/ Program : Tarbiyah and Keguruan/ S1  
Alamat : Jl. Muhajirin II  
Judul : *The Effectiveness of Using Feedback Towards the Reading Comprehension of the Second Grade Students Vocational High School 10 Jeneponto*

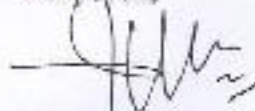
Menyatakan dengan sesungguhnya dan penuh kesadaran bahwa skripsi ini adalah hasil karya sendiri. Jika di kemudian hari terbukti bahwa ia merupakan duplikat, tiruan, plagiat, atau buatan orang lain, sebagian atau seluruhnya, maka skripsi yang di peroleh karenanya batal demi hukum.

UNIVERSITAS ISLAM NEGERI

**ALAUDDIN**  
M A K A S S A R

Makassar, 19 Oktober 2017

Penyusun,



**Rini Karmila.HB**

**NIM. 20400113145**

## PERSETUJUAN PEMBIMBING


Pembimbing penulisan skripsi saudara **Rini Karmila, HB NTM** 20400113145, mahasiswa Jurusan Pendidikan Bahasa Inggris pada Fakultas Tarbiyah dan Keguruan UIN Alauddin Makassar, setelah dengan seksama meneliti dan mengoreksi skripsi yang bersangkutan dengan judul **"The Effectiveness of Using Feedback Towards the Reading Comprehension of the Second Grade Students Vocational High School 10 Jenepono"**, memandang bahwa skripsi tersebut telah memenuhi syarat-syarat ilmiah dan dapat disetujui untuk diajukan ke sidang munaqasyah.

Demikian persetujuan ini diberikan untuk dipergunakan dan diproses selanjutnya.

Makassar, 19 Oktober 2017

Pembimbing I

Pembimbing II



**Dr. Hj. Mardiana, M. Hum**

19690815 199403 2 001



**Dra. Nurjannah Yunus Tekeng, M.Ed., M.A**

19681125 199703 2 001

## ACKNOWLEDGEMENT



*Alhamdulillah Robbil 'Alamin.* The researcher praises her highest gratitude to the almighty Allah swt, who has given His blessing, mercy, health, and inspiration to complete this thesis. Salam and Shalawat are due to the highly chosen Prophet Muhammad saw, His families and followers until the end of the world.

The researcher realizes that this thesis could never be completed without any supports from numbers of people. Therefore, the researcher would like to express His deepest appreciation, thanks, and honorable to those people who have involved in completing this thesis, for their valuable contribution, suggestion, advice, supporting, guidance, sacrifice, and praying. Therefore, the researcher would like to address His acknowledgements to:


1. The writer's beloved parents **H. Basri** and **Hj. Harpiah** who always give attention to their children and their strong motivation both material and spiritual until the completing of this thesis.
2. **Prof. Dr. H. Musafir Pababbari, M.Si.**, as the Rector of Alauddin State Islamic University of Makassar. For His advice during she studied at the University.
3. **Dr. H. Muhammad Amri, Lc., M.Ag.**, the Dean of Tarbiyah and Teaching Science Faculty of UIN Makassar. For advice and Motivation.
4. **Dr. Kamsinah, M.Pd.I** and **Sitti Nurpahmi, S. Pd., M. Pd** as the Head and Secretary of English Education Department of Tarbiyah and Teaching

Science Faculty of UIN Makassar. For advice and Motivation until the completing of this thesis

5. **Dr. Hj. Mardiana, M. Hum.** as the first consultant and **Dra. Nurjannah Yunus Tekeng, M.Ed., M.A** as the second consultant who have given their really valuable time and patience, supported, assistance, advices and guided the researcher during this thesis writing.
6. The most profound thanks delivered to all the lecturers of English Education Department and all the staff of Tarbiyah and Teaching Sciences faculty at Alauddin State Islamic University of Makassar for their multitude of lesson, lending a hand, support and guidance during the researchers' studies.
7. The headmaster and the English teacher of Vocational High School 10 Jenepono, who invest their time, guidance, and advice during the research and also big thanks to all the Second grade students of Vocational High School 10 Jenepono in academic year 2017-2018 for their contribution and for willingly to participate in this research.
8. The writer's beloved Grandfathers, Grandmothers, Brothers and sisters, **Pilu, Ika Rahmawati, Hj Pajja, Hj Siang, H Rasung, Abdul Haris, Muhammad Al Baiz** for their patient, prayers, motivation and smile.
9. Special thanks to researcher's beloved classmates in PBI 7/8 and all friends in PBI 2013 who could not be mentioned here. Thanks for sincere friendship and assistance during the writing of this thesis.

10. All of the people around the researcher's life whom could not mention one by one by researcher who has given a big inspiration, motivation, spirit, do'a for the researcher.

The researcher realizes that the writing of this thesis is far from perfect. Remaining errors are the researcher's own; therefore, constructive criticisms and suggestions will be highly appreciated. May all our efforts are blessed by Allah SWT. Aamiin.



UNIVERSITAS ISLAM NEGERI  
**ALAUDDIN**  
M A K A S S A R

## LIST OF CONTENTS

	<b>Page</b>
<b>TITLE PAGE</b> .....	<b>i</b>
<b>PERNYATAAN KEASLIAN SKRIPSI</b> .....	<b>ii</b>
<b>PERSETUJUAN PEMBIMBING</b> .....	<b>iii</b>
<b>PENGESAHAN SKRIPSI</b> .....	<b>iv</b>
<b>ACKNOWLEDGMENTS</b> .....	<b>v</b>
<b>LIST OF CONTENTS</b> .....	<b>viii</b>
<b>LIST OF FIGURES</b> .....	<b>x</b>
<b>LIST OF TABLES</b> .....	<b>xi</b>
<b>LIST OF APPENDICES</b> .....	<b>xii</b>
<b>ABSTRACT</b> .....	<b>xiii</b>
<b>CHAPTER I. INTRODUCTION</b>	
A. Background .....	1
B. Problem Statement.....	3
C. Objective of Research .....	3
D. Research Significance .....	3
E. Research Scope .....	4
F. Operational Definition of Terms .....	4
<b>CHAPTER II. REVIEW OF RELATED LITERATURE</b>	
A. Review of Related Literature.....	6
1. Preview of Related Research Findings.....	6
2. Some Pertinent Ideas .....	7
a. The concept of reading.....	7
1. Definition of reading.....	7
2. Strategies of reading .....	9
3. Factor effective of reading.....	9
4. Aims of reading .....	12



b. Definition of comprehension.....	13
1. Level of comprehension.....	13
c. The concept of reading comprehension.....	14
1. Definition of reading comprehension .....	14
2. Reading comprehension levels .....	15
3. The characteristic of good readers.....	16
d. The Concept of feedback .....	19
1. Definition of feedback .....	19
2. Positive and corrective feedback .....	19
3. Twelve principles of feedback of effective feedback	21
4. A model of feedback in learning reading.....	22
B. Theoretical Framework .....	23
C. Hypothesis .....	24

### **CHAPTER III RESEARCH METHODOLOGY**

A. Research Design .....	25
B. Research Variables .....	26
C. Population and Sample .....	26
D. The Instruments of the research.....	27
E. Procedure of Collecting data .....	27
F. Technique of Data Analysis .....	29

### **CHAPTER IV FINDINGS AND DISCUSSIONS**

A. Findings .....	32
B. Discussions .....	37

UNIVERSITAS ISLAM NEGERI

### **CHAPTER V CONCLUSIONS AND SUGGESTIONS**

A. Conclusions .....	39
B. Suggestions .....	40

### **BIBLIOGRAPHY**

### **APPENDICES**

### **CURRICULUM VITAE**


## LIST OF FIGURES

<b>Figure 3.1</b>	Research Design.....	25
-------------------	----------------------	----



## LIST OF TABLES

<b>Table 1</b>	The rate percentage of score experimental class in pre-test ..	32
<b>Table 2</b>	The rate percentage of score experimental class in post-test.	33
<b>Table 3</b>	The rate percentage of score controlled class in pre-test.....	34
<b>Table 4</b>	The rate percentage of score controlled class in post-test .....	35
<b>Table 5</b>	The mean score and standard deviation of experimental class and control class in post-test .....	36
<b>Table 6</b>	The significance score of experimental and controlled class	37



## LIST OF APPENDIX

<b>Appendix A</b> : The result of the students pre-test and post-test in experimental and controlled class.....	45
<b>Appendix B</b> : The mean score of experimental class and controlled class....	51
<b>Appendix C</b> : Standard deviation of experimental class and controlled Class.....	52
<b>Appendix D</b> : The significant difference.....	54
<b>Appendix E</b> : Lesson Plan.....	70
<b>Appendix F</b> : Research Instrument.....	71
<b>Appendix G</b> : Documentation.....	80



## ABSTRACT

Name : Rini Karmila. HB  
Reg. Number : 20400113145  
Title : *The Effectiveness of Using Feedback Towards the Reading Comprehension of the Second Grade Students of Vocational High School 10 Jeneponto.*  
Consultant I : Dr. Hj. Mardiana, M.Hum.  
Consultant II : Dra. Nurjannah Yunus Tekeng, M.Ed.,M.A

---

This research aimed at finding out the effectiveness of using Feedback Towards the Reading Comprehension of the second grade student's of vocational high school 10 jeneponto. The problem statement in this research "Does Feedback Technique significantly improvement the reading comprehension of the Second Grade Students' of Vocational High School 10 Jeneponto?"

The objective of this research is: "To find out the significant improvement of the Reading Comprehension using Feedback Technique of the Second Grade Students' of Vocational High School 10 Jeneponto". The researcher applied quasi-experimental design with non-equivalent design. The population of this research was the Second Grade Students of Vocational High School 10 Jeneponto which consisted of 55 students. The sample were taken by using purposive sampling technique which consisted of 40 students with 20 student's as experimental class and 20 student's as controlled class. There were two research variables: Independent variable and dependent variable. The independent variable of this research was Feedback Technique and dependent variable of this research was teaching reading.

The result of the data analysis indicated that there was a significant improvement in the students reading comprehension improvement after being taught using feedback technique as a reading technique. It was proved by the result of the statistical analysis of the level signifiacne ( $\alpha$ ) = 0.05 with degree of freedom (df) = N-2(38) indicated that value of the t-tabel was (2.024) while the value of the t-test was (6.79) > (2.024). Based on the fact, the researcher concluded that the feedback technique was effective to improve the students reading comprehension in the second grade students of vocational high school 10 jeneponto.

Based on the findings, it is advisable that the English teachers apply or implement the feedback technique in their reading classes. It can improve the students' reading comprehension ability.

# CHAPTER I

## INTRODUCTION

### *A. Background*

Reading is one of the basic English skills which should be mastered by the students. It is a process of transferring information from the researcher to the reader. It is an important skill in the daily life because it gives many advantages for us. Reading is an activity to get meaning of a text which involves the reader knowledge and a text they read. However, reading is not just to read aloud the text without any goal. The readers should set their reading purposes before they are going to read, it is for getting information, enhancing the knowledge, learning something or getting some pleasure. Basically, their reading purposes are based on their own motivation and how the teacher can operate some fun learning, comfortable, sincere to the knowledge and the good character.

The objective of teaching reading in Vocational High School conveys the competence of reading a text aloud, identifying meaning from a text, and identifying what they understood about a text, and what the next the students do after the reading. But it is not easy to implement those competences to students since teacher faces some problems in teaching reading especially in reading comprehension. For instance the teaching method, the students' often make them bored, they think reading is a monotonous. Learning read is one of complicated areas in the Vocational High School to develop. As many teachers believe reading failure has a tremendous long-term consequence for Vocational High School

learners developing self-confidence and motivation to learn, as well as for their later performance.

Based on the observation in teaching practice in Vocational High School 10 Jenepono, the researcher found a fact that most of students especially second grade were lack in reading skill and motivation to learn. It can be proved in observation on students' reading skill. The result indicated that students' made a lot of mistakes. One of teachers lack is caused their way in the teaching and learning process. They just asked the students' before to read a text, without checking their ability in learning reading skill and the teacher did not give such comments on students' worksheet in fact when they read a text it is good and tell them about any errors as their weaknesses.

Teacher should attempt to find any technique. In this case the researcher wanted to offer a technique that is using feedback. To solve the problems, it is better for a teacher to give feedback on students reading comprehension. According to Machmud in Williyanti (2004) feedback is an integral part of any teaching-learning interaction through feedback. The teacher can help students measure their strengths and weaknesses on their own performance. Feedback is generally divided two type is positive and corrective feedback strategy that can improve students reading comprehension. Positive feedback is giving reinforcement and corrective feedback is giving punishment or is clearly has the most potential for helping students to continue developing their proficiency. The common of positive and corrective feedback used by the researcher are responding about the students' strength and weakness of reading comprehension.

In the researcher point of view, one of the easiest technique in improving students reading comprehension by using feedback, because it present very simple instruction that can Easy students to comprehend passage as well as finding it is mind idea. Referring to some previous explanations above, the researcher is inspired to conduct a research with the title *“The Effectiveness of Using Feedback Towards the Reading Comprehension of the Second Grade Students’ of Vocational High School 10 Jeneponto*

#### **B. Problem statement**

Based on the previous background, the researcher formulated the problem statement as follow: Does Feedback Technique significantly improvement the reading comprehension of the Second Grade Students’ of Vocational High School 10 Jeneponto.

#### **C. Research Objective**

Based on the research problems above, the researcher formulates that the specific objective of the research is “To find out the significant improvement of the reading comprehension using Feedback Technique of the Second Grade Students’ of Vocational High School 10 Jeneponto.

#### **D. Research Significance**

##### 1. Theoretical Significance

The result of this research is expected to be useful information and a reference to add an emperical evidence to support the learning theory of reading and the technique to improve the students reading comprehension especially in using feedback technique.



## 2. Practical Significance

This research serves three practical significances in teaching and learning reading comprehension. First is significance for the students. After this research the researcher extremely expects that all of the students will be able to have more knowledge about reading, second is significance for the teacher. This research is very expected to help the teacher guiding the students heightening their reading ability. In addition in teaching reading, teachers can use this technique as a reference to teach reading so the learning process can be more guided. The last is significance for the school. By this research, the researcher is very hoped that it is able to overcome some problems in a certain school especially for those who have a serious problem in teaching reading.

### ***E. Research Scopes***

The scope of this research was focused on the used of feedback technique in teaching reading comprehension to the Second Grade Students of Vocational High School 10 Jenepono. In this scope, the researcher only focused on Reading a narrative text and recount text.

### ***F. Operational Definition of Terms***

1. Reading comprehension is the students' ability in reading a text, identifying the main idea, identifying the supporting detail, and to find out the meaning of a text.
2. Feedback is responses given by teachers toward students' works for learning reading comprehension such as giving motivation, information

whether that is knowledge domain, text performance and giving some strategies to read a text.



UNIVERSITAS ISLAM NEGERI  
**ALAUDDIN**  
M A K A S S A R

## CHAPTER II

### REVIEW OF RELATED LITERATURE

#### A. *Review of Related Literature*

##### 1. **Preview of Related Research Findings**

Omid (2011) conducted a research about “Feedback Strategy in Foreign Language Reading Classes In Department of English, Najafabad Branch, Islamic Azad University, Najafabad, Iran” showed that the method was very good to increase the performance of learning reading comprehension in the classes because the researcher can promote the acquisition of reading skills, through providing feedback, because feedback has been found to be an important aspect of supporting reading practices.

Ramli (2014) in her research about “Using Peer Feedback Strategy to Increase Students Writing Ability in Narrative Text at The Second Year of Senior High School 8 Bulukumba”.It was effective and helpful to improve the students writing ability in narrative text.

Wiliyanti (2013) in her research about “The Effectiveness of Peer Feedback Technique in improving Students’ Writing Skill in Writing Narrative Texts at The Indonesia University of Education”. It Showed that using peer feedback technique was very effective to use because the teacher give some correction with the students like they strengths and weaknesses and it was very important to improve in writing skill.

To compare with the finding above, the researcher was conducted a research with different setting and design. The first previous research have discussed about using *feedback* technique was very good to increase the performance of learning reading comprehension, while the researcher will make a research using some technique in feedback to improve reading comprehension like Positive and Corective feedback, the second and the third previous research has discussed using peer feedback in students writing skill but the researcher will discussed using feedback in students' reading comprehension. To different with the last previous research the researcher was going to do in the Vocational High School 10 Jeneponto.

## **2. Some Pertinent Ideas**

### **a. The Concept of reading**

#### **1. Definition of reading**

Reading is one of important skill in learn the fundamental goal of reading activities is to understand the concept and to know the language. Reading is a conscious and unconscious thinking process. Smith (1980) stated that reading is a transition of information process where the author was regarded as the informant and the reader. On the other hand, during reading process the reader interacted with the author.

- 1) Scheiner in Kustaryo (1998) has defined reading as an active cognitive process of interacting with the print and monitoring comprehension to establish meaning.

- 2) According to Chao (2007) reading can be defined as an activity or process of getting information. Furthermore, reading is also defined as a conversation between readers and author
- 3) Grab and Stoller (2002) state that reading is an interactive process in at least two ways. First, the various process involved in reading are carried out simultaneously, means that while readers are recognizing words very rapidly and keeping them active in their memories, they are also analyzing the structure of the sentences to assemble the most logical clause-level meaning, building a main-idea model of text comprehension, monitoring comprehension and so on. Second, it is consider interactive in the sense of linguistic information from the text that interacts with information the reader's background knowledge.
- 4) Tinker and Mc Cullough (1975) reading involves the identification and recognition of printed or written symbols which serve as stimuli for recall of meanings through the reader's manipulation of relevant concepts already in his possession.
- 5) Reading has been defined as the meaningful interpretation of written or printed verbal symbols. The heart of the act of reading is obtaining appropriate meanings. Word recognition is a necessary essential for reading comprehension, but recognition without understanding is worth very little (Harris and Sipay, 1980)
- 6) According to Smith (2000) as cited in <http://www.Indiana.Edu/~1517/>, reading is an activity of asking question to a printed text. This means that

readers should “ask” question to the printed text that they are reading. The next step which the reader should take when reading after asking question is to get those questions answered. For example, readers should find specific information, indirect meanings, etc from the text that he or she is reading, in order to understand the text as a whole.

- 7) Mcginnis and Smith (1986) states that reading is more than just a set of skills, because reading is a complex process. Reading is depended on one’s language development, experiential background, cognitive, ability and attitude towards reading. on the same issue Mcginnis and Smith (1986) affirmed than reading skill is the result of applying those factors as the individual identifies, interprets and evaluate ideas from written materials.

## 2. Strategies of reading

Language instructors are often frustrated by the fact that students do not automatically transfer the strategies they use when reading in their native language to reading in a language they are learning. Instead, they seem to think reading means starting at the beginning and going word by word, stopping to look up every unknown vocabulary item.

According to Anderson, N(2012) Strategies that can help students read more quickly and effectively include:

- a) Scanning: when the students read to find information, the students’ move the students eyes’ very quickly across the text. The students do not read every word or stop reading when the students see a word the students’ do not understand. The students’ look for the information want to find

- b) Developing reading fluency: Developing reading fluency means learning to read faster and comprehend more at the same time.
- c) Predicting: Good readers make predictions before the students' read. They use what the students' know about the topic to guess what the reading will be about. Using this skill can help the students' to better understand what the students' will read.
- d) Skimming for the main idea: when the students' skim the students read over the text very quickly. The students' do not need every word, or look up words the students do not understand. The students skim to get the general idea of the reading passage. Skimming is one of the ways to look for the main ideas in a reading.
- e) Identifying main idea within paragraphs: every paragraph has a main idea. This idea gives the students' the most important information in that paragraph. Often the first and second sentence of the paragraph gives the students main idea.
- f) Guessing from context: using prior knowledge of the subject and the ideas in the text as clues to the meanings of unknown words, instead of stopping to look them up

When language learners use reading strategies, they find that they can control the reading experience, and they gain confidence in their ability to read the language. Reading is an essential part of language instruction at every level because it supports learning in multiple ways.

- a) Reading to learn the language: reading material is language input, by giving students a variety of materials to read, instructor provided multiple opportunities for students to absorb vocabulary, grammar, sentence structure, and discourse structure as they occur in authentic contexts.
- b) Reading for content information: students' purpose for reading in their native language is often to obtain information about the subject they are studying, and this purpose can be useful in the language learning classroom as well. Reading for content information in the language classroom gives students both authentic reading material and an authentic purpose for reading.
- c) Reading for culture knowledge and awareness: reading everyday materials that are designed for native speakers can give students insight into the lifestyle and worldviews of the people whose language they are studying.

## 2. Factor Affecting Reading Comprehension

There are some factors either internal or external that should be monitored.

Harris and Smith in Asirah (2008) divide the factor into five categories namely:

1. Background experience. It refers to the previous experience that reader has already known before and it relates to the reading materials that they read. This factor directly explain why schema technique is needed because emphasizes the strategy is activate the students background knowledge.
2. Language ability. It refers to the reader ability in mastering some element of language, for example vocabulary, transition words grammar etc.



3. Thinking ability it refers to reader's ability to analyze the reading material that they read by considering some comprehension aid to support their achievement in comprehension.

4. Affection. It refers to the some psychology cal factor that can affect the reader's comprehension. The factors are interest, motivation, attitudes, beliefs and feeling.

5. Reading purpose it refers to the reader purpose why they read the reading material. In schema technique the questioning step is a step where the students question what they want to know from a text and it become a student purpose in reading.

### 3. Aims of reading

A person may read for many purposes, and purpose help to understand more what is read by people. If they are reading for pleasure or reading for pure recreation and enjoyment, the students may read either quickly or slowly based on the way the students likes or feels. But if read for studying or setting information such as news, science or some line which are part of study or assignment the students it very slowly and carefully.

According to Ika in Najdah(2006:16), there are seven aims of reading, reading for details and fact, reading for main ideas, reading for sequence or organization, reading for inference, reading for classifying and reading for evaluating reading

a) Reading for details and fact is reading to know what is done by the subject of the story

- b) Reading for main ideas is reading to get the problem statement
- c) Reading for sequence of organization is reading to know each part of the story
- d) Reading for inference is reading to know what is the writer meant by its story
- e) Reading for classifying is reading to find unusual things
- f) Reading for evaluating is reading to know the value of the story
- g) Reading for comparing or contest is reading to compare the way of life of the story with the way of life of the reader.

#### **b. Definition of Comprehension**

- a. According to Harris and Sipay (1980), comprehension refers to the understanding of what has been read. Comprehension is processing skills that depends not only on the comprehension skills but also depends on the readers' generalize knowledge and acquisition skills.
- b. Comprehension is a special kind of the thinking process. A reader comprehends by actively constructing meaning internally from interacting with the material that is read Anderson and Pearson in Muktadir (2012).
- c. Good in Muktadir (2013) stated that comprehension is the act of understanding the meaning of printed or spoken language.
- d. According to Webster's Dictionary, comprehension is "the capacity for understanding fully; the act or action of grasping with the intellect." Webster also tells us that reading is "to receive or take in the sense of (as letters or symbols) by scanning; to understand the meaning of written or printed matter; to learn from what one has seen or found in writing or printing.

#### **1. Levels of Comprehension**

- 1) The three levels of comprehension, or sophistication of thinking, are presented in the following hierarchy from the least to the most sophisticated level of reading. *Least* is surface, simple reading, *Most* = in-depth, complex reading.
  - 2) *Level one*, literal - what is actually stated. Facts and details, Rote learning and memorization, Surface understanding only. Tests in this category are objective tests dealing with true / false, multiple choice and fill-in-the blank questions. Common questions used to illicit this type of thinking are who, what, when, and where questions.
  - 3) *Level Two*, Interpretive - what is implied or meant, rather than what is actually stated. Drawing inferences, tapping into prior knowledge / experience, Attaching new learning to old information, Making logical leaps and educated guesses, Reading between the lines to determine what is meant by what is stated. Tests in this category are subjective, and the types of questions asked are open-ended, thought-provoking questions like why, what if, and how.
- c. *Level Three*, Applied - taking what was said (literal) and then what was meant by what was said (interpretive) and then extend (apply) the concepts or ideas beyond the situation. Analyzing, Synthesizing, and Applying. In this level we are analyzing or synthesizing information and applying it to other information.

#### **d. The Concept of Reading Comprehension**

##### 1. Definition reading comprehension

According to Nuttal (1982) Reading comprehension is the ability of understanding and interpreting information in the text correctly. Comprehension is a construction process because it involves all of the elements of the reading process working together as a text is read to create representation of the text in the readers mind. Reading comprehension is the activity between the reader and the researchers' idea, where the researchers' sends idea in the written symbols and then the reader catches the idea.

##### 2. Reading Comprehension levels

There are various levels in hierarchy of thinking. According to Smith (1980) categories the level of reading comprehension skills divided into four levels: they are literal reading interpretive reading, critical reading and creative reading. Each of these skills could explain as follows:

a) Literal reading refers to ideas and fact directly started or the printed pages.

Literal reading is in the skill of getting the primary direct literal reading of words ideas details, effect and sequence.

b) Interpretive reading Smith in Amir (2008) is interpretive reading involves between the lines of inferences. The level demands a higher levels of thinking ability because the question in the category of interpretation are concerned with answer that are not directly stated in the text but are suggested or implied.

c) Critical reading is evaluating written materials comparing the ideas has found in material will know standards and drawing conclusion, about their accuracy,

appropriateness and time lines, critical reading compares previous experience to elements in the know materials such as content, style, expression, information, and ideas or values of the author

d) Creative reading is requires the reader to use the imagination. In creative reading, the reader tries to propose new alternative solutions to these by the writer.

## 2. The Characteristics of Good Readers

Reading is an interactive process that occurs between the reader and text which results in comprehension. The text presents letters, words, sentences, and paragraphs that encode meaning. To determine the meaning, the readers use their knowledge, skills, and strategies which leads them to be good readers.

There are some opinions about the characteristics of good readers. Solomon (1990) concluded that good readers are those who concern with meaning rather than making sound, read quickly and not focus on every letter or word. They leave out unknown words when fluency is more important than accuracy, use different strategies depending on the content and purpose of reading, and only pay attention to the relevant information. Besides that, they also guess and predict ahead, look quickly through something unfamiliar before reading it in detail, pick up key words to get an idea of what it is about, and make mistakes in reading and correct these only when the meaning is lost.

In addition according to Beers (1997), there are several characteristics that represent people who are considered as good readers. The characteristics as

follow :

1. Good readers read daily and read a variety of text
2. Good readers determine how much they know about the subject before they read
3. Good readers take chances and relate their own experience to the text
4. Good readers figure out what the difficult words mean, by looking for whole meanings instead of just looking at individual letter or word
5. Good readers guess at words they are not sure off
6. Good readers instinctively know how to adjust their reading rate and vary it to match purpose and difficulty
7. Good readers are active readers who think about what they are reading and use their reading experience for support
8. Good readers ask themselves questions as they go along
9. Good readers create mental pictures as they read descriptive passage
10. Good readers expect the material to get easier and read on, using the context to make sense or help them make meaning of what they read
11. Good readers know how to use pictures, graphs, marginal notes, bold words, titles and other text support n the page to figure out the meaning of the difficult or long passages they are trying to read
12. Good readers try not to read too slowly and are able to change their approaches for spcial materials depending on the purpose of their reading
13. Good readers know reading for meaning is a process that requires active participation from the reader whether when reading for pleasure, or

complete an assignment, or to find information to help with questions they may have

14. Good readers recognize when what they read is difficult; they identify parts of the text that confuse them

15. Good readers know if they liked what they have just read, why or why not it appealed to them, and whether or not they would recommend it to anyone else

16. Good readers use story details to support their opinion

17. Good readers use comprehension strategies to draw conclusion, analyze, synthesize, and to compare and contrast

The main purpose of teaching reading is to teach students to be good readers. To accomplish that goal, teachers must comprehend the characteristics of good readers.

### **e. The concept of Feedback**

#### 1. Definition of feedback

According to Naylor (2014) Feedback is an essential part of learning in any context, timely, detailed feedback, whether delivered formally or informally, helps people learn more effectively by providing a clear sense of where they are and what they have to do to improve and also think that feedback has to be given skillfully". From the quotation, it can be infer that feedback is the process of giving comprehensible input to the students through test or exercise. Hattie and Timperley (2007) propose that feedback is conceptualized as information provided by an agent (e.g teachers, peer, book, parent, self, experience) regarding aspects of one's performance or understanding. Winne and Butler in Hattie and Timperley (1994) provided an excellent summary in their claim that " feedback is information with which a learner can confirm, add to overwrite, tune, or restructure information in memory, whether that information is domain knowledge, meta-cognitive knowledge, belief about self and task, or cognitive tactics and strategy" (p. 5740).

#### 2. Positive and Corrective Feedback strategy

According to Omid (2011) Positive feedback can be divided in four categories:

- a) Acknowledgement: it refers to any verbal and non verbal signal the teacher uses to show the learners that he or she is listening and understanding. It can be realized by " wow", "mm", and certain verbal gestures and expressions.



- b) Acceptance: it is realized by a closed class of items like “yes”, “good”, and “fine”, all with neutral Low fall intonation. Its function to show the learners that the teacher has heard or seen and provided replay by the learners was appropriated
- c) Repetition: defines repetition as a kind of positive feedback in which the teachers repeats the students correct answer.
- d) Refreshing defines as a positive feedback in which “the teacher accept the students answer but aims to expand the students knowledge, to polish the utterance structure, or to show a new structure which rephrases the answer given by the students using different words, and in some cases, add new information.”

They (2011) Corrective feedback is divided into six categories:

- a) Explicit correction is any feedback technique that involves a teacher simply providing a students with the correct answer
- b) Recast is define as “a more implicit feedback technique that involves the researcher reformulation of all or part of students utterance, minus the error
- c) Clarification request is a feedback type in which the researcher ask the questions indicating to the students that there is a problems in the language utterance
- d) Repetition is the type of the feedback that involves a researcher repeating wrong utterance in with intonation
- e) Metalinguistic feedback is involves a researcher making comment or indicating to the students that there is an error in the language output

f) Elicitation is a feedback type when the researcher asks for completion of their own sentence by pausing and allowing students to correct themselves.

### 3. Twelve principles of effective feedback

According to Guillemin, M (2014) there are 12 principles of effective feedback:

- a) Identifies where students are doing well
- b) Identifies where student's areas of improvement are and offers ideas and suggestions about how to approach these.
- c) Is clearly related to the future assessment task, and is designed to help students prepare for them.
- d) Wherever possible, is formative and not summative.
- e) Is explicit
- f) Is constructive, and treats students learning as a developmental rather than deficit issues.
- g) Is timely enough so that it can be used by students preparing for future assessment and in engaging with the subject matter.
- h) Is provided in sufficient amount of detail
- i) Is provided in contexts where student can ask questions about the feedback, provided it to each other, and discuss their interpretation of it with each other.
- j) Is pitched at an appropriate level
- k) Is stated clearly and, if written is legible
- l) Explains how and why students received the mark they did in the assessment tasks.

#### 4. A model of feedback in learning reading comprehension

Hattie and Timperely (2007) suggest that main purpose of feedback is to reduce discrepancies between current understandings and performance in learning reading comprehension and a goal. Strategies students and teachers use to reduce this discrepancy may be more or less effective in enhancing learning. So it is important to understand the result in the differential outcomes. Effective feedback must answer three major questions asked by a teacher or by a students': Where am I going? (What are the goals?), how am I going? (What progress is being made toward a goal?), and Where to next? (What activities need to be undertaken to make better progress?). These questions correspond to nation of feed up and feedback.

Further, they (2007) propose a model of feedback that distinguishes four levels: (1) feedback about the task (such as feedback about whether answers were right or wrong or direction to get more information), (2) feedback about the processing of the task ( such as feedback about strategies that could be used), (3) feedback about self regulation (such as feedback about students self-evaluation or self-confidence), and (4) feedback about the student as a person (such as pronouncement that students is "good" or "smart". The level at which the feedback is focused influences its effectiveness special of reading comprehension.

## **B. Theoretical Framework**

Reading comprehension is the students' ability to read a text, process it, and understand its meaning. Reading can be a stressful for the students who are often unable to understand what their read from a text. Language teachers have the challenging task of helping learners improve in a skill which involves processes that are encourage their students to goal reading activity role in their own reading comprehension.

Reading activity in a classroom tend to focused on the students reading activity to explain of the passage they have read, in short many of the reader activity do little more than a text how well they can read a text and understand what they read from a text, because students are often put in situations where they have to show how much they understand or not understand.

During the reading activity, students may try their best to engage in reading on their own outside class time but they may not know how to take advantage of these opportunity to improve their reading comprehension. Students' need to be supported with the teachers and understand the reading process they are using. In short, teacher needs a way to engage students feedback technique in reading comprehension. Hattie and Timperely (2007) Feedback is to reduce discrepancies between current understanding and performance in learning and a goal. Feedback technique is divided positive and corrective feedback such as acknowledgment refers to any verbal and non verbal signal the teacher uses to show the learners that understanding. It can be realized by "wow: mm and certain verbal gesture and expressions, Acceptance refers to a closed class of item like

“yes, “good” and fine. Its function to show the learners that the teacher has heard, Repetition refers to as a kind of positive feedback in which the teachers repeat the students correct answer and Refreshing refers the teachers accept the students answer but aims to expand the students knowledge, to polish the utterance structure and corrective feedback.

The researcher believe that these technique lead to the improvement of the students reading comprehension and motivation to learn, in believe that feedback technique was raised students awareness of their reading comprehension and reading process which, in turn to developed their capability to apply proper strategies in different contexts.

### ***C. Research Hypothesis***

Based on the research focus, the research hypothesis is H1: Using feedback technique is effective towards of the Reading Comprehension at the Second Grade Students' of Vocational High School 10 Jenepono.

### CHAPTER III

#### RESEARCH OF METHOD

##### *A. Research Design*

The method of this research was quasi-experimental design namely non-equivalent control group design with pre-test and post-test. In this research there were two classes; experimental class and controlled class. In executing this research, the researcher uses pre-test and post-test in both experiment and control class. The treatment of feedback technique was given only in experimental class. After the treatment, the post-test was given in both experimental class and control class. And post-test score depends on the how the researcher conducts the treatment to be success.

The design is:

	Pre- Test	Treatment	Post- Test
E	O <sub>1</sub>	X	O <sub>2</sub>
C	O <sub>3</sub>		O <sub>4</sub>

Where :

E : Experimental Class

C : Controlled Class

O<sub>1</sub> : the result of the students' pre-test in experimental class

O<sub>2</sub> : the result of the students' post-test in experimental class

O<sub>3</sub> : the result of the students' pre-test in controlled class

O<sub>4</sub> : the result of the students' post-test in controlled class

X : the treatment by using feedback technique

(Sugiyono. 2014)

### **B. Research variables**

According to Arikunto (2013), the kinds of variable that correlated with the research design consist of two variables: independent and dependent variable.

#### 1. Independent variable

Independent variable is a variable that influence another variable to achieve the researcher expectation. In this research, the independent variable was the used of feedback technique.

#### 2. Dependent variable

Dependent variable is the result that expected through implement of the independent variable. The dependent variable that observed in this research was students reading comprehension.

### **C. Population and Sample**

#### 1. Population

Tiro (2011) defines population as the whole certain aspect of characteristic, phenomenon, or concept that becomes a limelight. The population in this research was the second year students of Vocational High School 10 Jeneponto. Were to classes therefore all of the Students' in Second Year that consist of 100 students.

#### 2. Sample

Tiro (2011) states sample as a number of members which was taken from a population. All the second year students were not researched because the number

was too big. The researcher chose two class one class use feedback technique and one class without feedback technique. And the researcher chose 40 students, the consist of 20 students' for experimental class in XI AK.1 and 20 students' for control class in XI AP.1 as representative of the population

#### ***D. The instrument of the research***

The instrument of the research was reading a test in multiple choices. This test was taken from reading test. It was from books, articles and internet which used English. In the test, the students asked to read a test and answer the questions. It was an individual test. A test it was consist of twenty items of multiple choices.

The test was consisted of pre-test and post-test, the students of both groups given pre-test before the treatment. Pre-test used to find out the students ability in reading comprehension and it was given to the students' at the first meeting before giving the treatment. Post-test used to know, was any an improvement of the students reading comprehension after being treated using feedback technique in learning reading comprehension.

#### ***E. Procedures of Collecting Data***

In collecting data, the researcher using some procedures as follows:

1. Pre- test

In the first meeting, pre-test was given to the experimental class was to measure the students' ability in reading comprehension. Type of the text was multiple-choices reading ability, the researcher distribute a test and answer sheet to the students in boat experimental and control class



## 2. Treatment

After being given the pre-test, the students were treated by using feedback technique. The treatment held within tenth meetings.

Before giving treatment, the researcher explains what the students need to do and to motivate them.

- a) The researcher was asked the students to pay attention before the learning process started.
- b) The researcher was asked the students to read a text.
- c) The researcher was given some questions to the students' related to the text to know whether the students have understood or not.
- d) The researcher was given a feedback such as given a comment (Advice/ motivation) to the each student related their answer whether it was true or false in the students answer sheet.
- e) The researcher was chose one by one to read the material in front of the class
- f) The researcher was divided the students into some groups and asked every student to retell what they had understood from a text with their group.
- g) The researcher was concluded the material and then motivated students to learn more and more.

## 3. Post-test

Post-test was given after treatment to the experimental class aims to measure whether the using feedback technique in was effective to improve the students' reading comprehension and the post-test was given to the control class used conventional method.

### F. *Technique of Data Analysis*

In analyzing the data, the researcher used five procedures as follows:

1. Scoring the students correct answer of pre-test and post-test

$$X = \frac{\text{students correct answer}}{\text{number of item in test}} \times 100$$

(Baso:2008)

2. Classifying the student's score answer into the following criteria as follow:

Scale	Classification
95- 100	Excellent
85-94	Very good
75-84	Good
65-74	Fairly good
55-64	Fair
45-54	Poor
0-44	Very poor

(Depdikbud in Nurleni, 2012)

3. To calculate the mean score of the students' comprehension, the researcher used the following formula:

$$x = \frac{\sum X}{n}$$

Where:

- x : mean score  
 $\Sigma X$  : Sum of all scores  
 n : total of scores

(Tiro, 2011)

4. Calculating of standard deviation of each total score of the pre-test and the post-test, the researcher used the following formula:

$$SD = \sqrt{\frac{SS}{N}}, \text{ where } SS = \Sigma X^2 - \frac{(\Sigma X)^2}{N}$$

Where:

- SD : standard deviation  
 SS : the sum of square  
 N : total number of the subjects  
 $\Sigma X^2$  : the sum of all square; each score is squared all the squares are added up

- $(\Sigma X)^2$  : the square of the sum; all the scores are added up and the sum is square

(Tiro, 2011)

5. To answer question research, the researcher was used this formula. The formula used in finding out the difference between students' score reading ability.

$$t = \frac{\bar{X}_1 - \bar{X}_2}{\sqrt{\left(\frac{SS_1}{n_1} + \frac{SS_2}{n_2}\right) \left(\frac{1}{n_1} + \frac{1}{n_2}\right)}}$$

Where:

T: test of significance

$X_1$ : mean score of experimental group

$X_2$ : mean score of the control group

$SS_1$ : sum square of experimental group

$SS_2$ : sum square of control group

$N_1$ : number of students of experimental group

$N_2$ : number of students of control group

(Tiro, 2011)



**CHAPTER IV**  
**FINDINGS AND DISCUSSION**

This chapter deals with the finding of the research and discussion of research findings. It entirely covers the description of the result of the data analysis. In the discussion session further explanation and interpretation of findings were given.

**A. Findings**

The findings of the research were based on the results of the data analysis. The data analysis used reading test to collect the data. The test consists of the pre-test and the post-test. The pre-test was given to find out the students degree in reading comprehension and the post-test was given to find out the improvement of the students' reading comprehension after giving the treatment.

1. The classification of students' the pre-test and the post-test score in experimental class.

**Table 0.1**

The rate percentage of score experimental class in the pre-test

No	Classification	Scale	Experimental Group	
			Frequency	Percentage (%)
1	Excellent	95- 100	0	0 %
2	Very good	85-94	0	0 %
3	Good	75-84	0	0 %
4	Fairly good	65-74	0	0 %
5	Fair	55-64	1	5 %

6	Poor	45-54	6	30%
7	Very poor	0-44	13	65%
	<b>Total</b>		20	100%

The table 0.1 above showed the rate percentage and frequency of score experimental class in the pre-test. It shows that 1 students (5%) can be classified fair in reading comprehension, 6 students (30%) as a poor in reading comprehension, and 13 students (65%) as a very poor in reading comprehension.

**Table 0.2**

The rate percentage of score experimental class in the post-test

No	Classification	Scale	Experimental Group	
			Frequency	Percentage (%)
1	Excellent	95- 100	0	0 %
2	Very good	85-94	0	0 %
3	Good	75-84	1	5 %
4	Fairly good	65-74	2	10 %
5	Fair	55-64	8	40 %
6	Poor	45-54	8	40 %
7	Very poor	0-44	1	5 %
	<b>Total</b>		20	100%

The table 0.2 above shows that in post-test, there were none students (0%) got excellent and very good score, 1 students (5%) got good score, 2 students (10%) got fairly good score, 8 student (40%) got fair score, 8 student (40 %) got Poor score, and 1 student (5%) got very poor score.

Based on the result above, it can be concluded that the percentage in post-test was higher than the percentage in pre-test.

- The classification of students' pre-test and post-test score in controlled class

**Table 0.3**

The rate percentage of score in controlled class in the pre-test

No	Classification	Scale	Experimental Group	
			Frequency	Percentage (%)
1	Excellent	95- 100	0	0 %
2	Very good	85-94	0	0 %
3	Good	75-84	0	0 %
4	Fairly good	65-74	0	0 %
5	Fair	55-64	1	0 %
6	Poor	45-54	6	30%
7	Very poor	0-44	13	65%
	<b>Total</b>		20	100%

The table 0.3 above showed the rate percentage and frequency of the students' controlled class in pre-test, none of the students got excellent and very good score. There was 1 students (5%) got fair score, 6 students (30%) got poor score, and 13 students (65%) got very poor score.

**Table 0.4**

The rate percentage of score in controlled class in the post-test

No	Classification	Scale	Experimental Group	
			Frequency	Percentage (%)
1	Excellent	95- 100	0	0 %
2	Very good	85-94	0	0 %
3	Good	75-84	0	0 %
4	Fairly good	65-74	0	0 %
5	Fair	55-64	1	5 %
6	Poor	45-54	7	35 %
7	Very poor	0-44	12	60 %
	<b>Total</b>		20	100%

The table 0.4 above shows that in post-test, there were none students (0%) got excellent and very good score. There was 1 student (5%) got fair score, 7 students (35%) got poor score, and 12 students (60%) got very poor score.



Based on the result Table 0.3 and 0.4 above, it can be concluded that the percentage in the post-test were different in the rate percentage in the pre-test.

The Data in Table Experimental group in the pre-test and the post-test wich showed the students' score increased. It means the students could master the reading text better after giving treatment and the Data in Table Controlled group in the pre-test and the post-test were indicated that there were very low of students in reading comprehension text. Although they had read the text carefully at about two hours lesson and answer the pre-test.

3. The mean score and standard deviation of experimental class and controlled class

**Table 0.5**

The mean score and standard deviation of experimental class and controlled class in the post-test

Class	Mean Score	Standard Deviation
Experimental	54.5	9.85
Controlled	40.5	8.56

The table 0.3 above shows that, the mean score of experimental class in the post-test was (54.5) and the standard deviation of experimental class was (9.85), while the mean score of control class in the post-test was (40.5) and it standard deviation was (8.56). It means that, the mean score of control class was lower than the mean score of experimental class.

The significant score between experimental and controlled class can be calculated by using the t-Test. The result of the t-Test can be seen in table 6.

**Table 0.6**

The significance score of experimental and controlled class

Variable	t-Test	t-Table
Post-test	6.79	2.024

The table above shows the result of test of significance testing. For the level of significance ( $\alpha$ ) 0.05 and the degree of freedom (df)  $(N_1+N_2)-2 = (20+20)-2= 38$ , it showed that the value of the t-Test was higher than t-Table. The result of the test clearly showed that there was a significant different between the students' score in the experimental and controlled class after the treatment of feedback technique. It indicated that the feedback technique was quite effective in teaching reading comprehension. It means  $H_0$  was rejected and  $H_1$  was accepted because the t-Test was higher than the t-Table ( $6.79 > 2.024$ ). Hence, the hypothesis of the research was accepted.

### **B. Discussions**

In this research the researcher found that the students' reading comprehension more significant increased after using the feedback technique more than controlled group. It was indicated by the result of the pre-test of experimental group was 800 with mean score was 40 and its post-test was 1090 with mean score was 54.5. Meanwhile, the result of the pre-test of controlled group was 770 with mean score was 38.5 and it was post-test 810 with mean score

was 40.5. The result of the t-test both groups, experimental and control group was higher than the t-table result ( $6.79 > 2.024$ ). It means that the feedback technique was one of effective ways to improve the students' comprehension on reading skill. It is suitable with the result of Omid Tabatabaei research. His research found that the students reading comprehension could be improved by using Positive and Corrective feedback. They found that was used positive feedback technique and corrective feedback the result showed that (53 %) followed by rephrasing (27%) than the result of the researcher' research ( $679 > 2.024$ ).

The difference between Omid Tabatabaei and the researcher's research was the treatments. Inferencial reading strategy (Omid : 2011) require procedures: positive and corrective feedback were giving answer strategy, where the teacher directly gives the correct answer. These include: repetition, recast, and give answer strategy and prompting Answer strategy where the teacher directly makes the students notice and repair the own errors. And the researcher' research was feedback technique was responses given by teachers toward students' works for learning reading comprehension such as giving motivation, information whether that is knowledge domain, text performance and giving some strategies to read a text.

Based on the discussion above, the researcher concluded that the Feedback technique in teaching reading could improve the students' reading comprehension. It was proved from by result of the research that students got higher scores after giving the treatment than before giving the treatment.

## CHAPTER V

### CONCLUSIONS AND SUGGESTIONS

This chapter consists of two parts. The first deals with the conclusions of the findings, and the second part deals with suggestions.

#### **A. Conclusions**

Based on the result of data analysis and the discussion of the result in the previous chapter, the researcher has concluded as the following:

The used Feedback Technique was effective to improve the students' reading comprehension of Vocational High School 10 Jenepono. It was proved by the students' result after giving the treatment, their score increased and became good with the mean score of the students the post-test of experimental group was 54.5 with standard deviation was 9.85 while of the pre-test which had poor score were 38.5 and standard deviation was 8.58 before the treatment.

#### **B. Suggestion**

The research findings indicated that Feedback in Improving in the Reading comprehension could be applied in teaching reading since it could motivate the students to be eager and get used to reading, especially reading English materials, and could help the students to improve their reading comprehension. As the result, some suggestions were proposed as follows:

1. It suggested that the teachers should used the feedback in improving in the Reading comprehension as one of many alternatives strategies in teaching reading to improve the students' reading comprehension. The English teacher should be more creative to choose method/strategy in teaching

reading, arrange the learning environment and became the best facilitator in learning situation, so that's way the students' will be more interested and motivated to study English.

2. Students' should be good learners. They should involve in the classroom activity and out of. So they can follow up what they had got from this learning process. And the students' should respect teachers and fully pay attention to the lessons to support learning processes running well.
3. For future researchers who want to use feedback technique , it would be better if the next research was conducted in a longer period.

Finally, the researcher realized that this thesis still far from perfect, so the researcher really hoped this thesis can be meaningful contribution for the teacher of English as well as students and further researchers.

## BIBLIOGRAFHY

- Anderson, NJ. *Active skills for reading*, Thomson: Heinle. 2012.
- Amir, AN. *The Effectiveness of Using Herringbone Technique in Improve the Second Year Reading Comprehension at Junior High School 3 Bungoro*. Unpublished Thesis: UIN ALAUDDIN MAKASSAR. 2014.
- Arikunto, S. *Prosedur Penelitian; Suatu Pendekatan Praktek*. Jakarta: PT. Rineka Cipta. 2013.
- Brookhart, SM. *How To Give Effective Feedback To Your Students*. ASCD: VA. 2008.
- Beatrice, S. Mikulecky, Ed.D. *Teaching Reading in a Second Language*, Copyright by Person Education, Inc. all rights reserved.  
<http://www.longmanhomeusa.com/content/FINAL-LO%20RES-Mikulecky-Reading%20Monograph%20.pdf.2008>
- Chao, Zhi-Hong. (2007). *The Effect of Learning Strategies on Reading Comprehension*. Retrieved 26<sup>th</sup> May 2013. <http://findarticles.com>
- Ekatami, T. Improving the students year students reading comprehension on descriptive text by using learning community of SmpMaha Putra Tello Makassar. Unpublished thesis: UIN ALAUDDIN MAKASSAR.2014.
- Fitriani, N. *The Effectiveness of Using Contextual Guessing Technique in Improving the Reading Comprehension of the second grade students of MTsN. Bangkalaa, Kabupaten Jeneponto*. Unpublished Thesis UIN ALAUDDIN MAKASSAR 2013.
- Guillemin, M. *Teaching and Learning Quality Assurance Committee (TALQAC)*. The University of Melbourne. Di lihat pada 5 january 2017  
<Http://Unimelb.edu.au>assest>pdf-file>, 2014
- Grabe, William. & Stoller, F.L. 2002. *Teaching and Researching Reading*. London: Pearson Education.
- Hattie, J & Timperly, H *The Power of Feedback*, Review of educational research March 2007, Vol 77, No 1, pp 81-112 DOI: 10.3102/003465430298487, 2007.
- Harris, A.r.& Sipay, E.R. 1980. *How to Increase Reading Ability*. New York: Longman, Inc

- Jabu, B *English Language Testing*. Makassar: Badan Penerbit UNM. 2008.
- Janette K. Klingner, Sharon Vaughn, Alison Boardman, *Teaching Reading Comprehension to students with learning Difficulties*, The GUILDFORD press, New York London, 2007.
- Jumran, N. The Effectiveness of Extensive Reading Activity in Improving the Second Year Students Reading Comprehension at MA Syekh Yusuf Sungguminasa. Unpublished Thesis UIN ALAUDDIN MAKASSAR. 2013
- Langan, J. *Collage writing skill with reading*, New York: Mc Grow-Hill. 2011.
- Marhamah, Improving students reading comprehension by using group investigation (GI) method at the second year of MTS Aisyiyah Sungguminasa. Unpublished Thesis: UIN ALAUDDIN MAKASSAR. 2013
- Najdah, A. *Using Scaffolding Method to Increase the Students' Reading Comprehension at the Second Year of SMA Negeri 11 Makassar*. Unpublished Thesis: UIN ALAUDDIN MAKASSAR. 2011
- Naylor, Baik, Asmar, Watty. *Good Feedback Practices*, Centre for the Study of Higher Education (CSHE). The University of Melbourne. 2014.
- Nurleni. *Improving Students' Motivation in Studying English Through Making A Match Method at the Second Year of SMA Negeri 4 HerlangKab. Bulukumba*. Unpublished Thesis of UIN Alauddin Makassar. 2012.
- Nuttal, C. *Teaching Reading Skills in a Foreign Language*. London: Heinemann Educational Books. 1982
- Omid, T, June 15 (2011)''*Journal of Feedback Strategies in Foreign Language Reading Classes*'' .Azade Banitalebi, Department of English, Najafabad Branch, islamicazad University, Najafabad, Iran. Volume. 3, No.2; July 2011. Doi: 10.5539/ach.v3n2p59.
- Ramli, MitaMR,..*Using peer feedback strategy to increase student's writing ability in narrative text at the second year of senior high school 8 Bulukumba*. Unpublished thesis: UIN ALAUDDIN MAKASSAR. 2014
- Smith, Richardj, and D dale D Johnson. *Teaching Reading: A Handbook*. USA: St. Martin Press. 1980.
- Smith. 2000. Available at [http://www.Indiana.Edu/~1517/what\\_is\\_reading.html](http://www.Indiana.Edu/~1517/what_is_reading.html)

Sugiyono. *Metode Penelitian Kuantitatif Kualitatif dan R&D*. Bandung: Alfabeta. 2014.


Sukestiyanto. *Statistika Dasar*. Yogyakarta : C.V Andi Offset. 2013.

Tiro, M, A. *Dasar-Dasar Statistika*; Edisi ketiga. Makassar: Andira Publisher. 2011.

Tinker, M.A & McCullough, C.M. (1975). *Teaching Elementary Reading: Fourth Edition*. New Jersey: Prentice Hal

Wiliyanti, Rc. *The Effetiveness of Peer Feedback Technique in Improving Students' Writing Skill in Writing Narrative Texts*. Unpublished Thesis; Indonesia University of Eduation.

Woolley, *A Reading Comprehension: Assisting Children with Learning Difficulties*, DOI 10.1007/978-94-007-1174-7\_2, © Springer Science +Business Media B.V. 2011.







UNIVERSITAS ISLAM NEGERI

**ALAUDDIN**

M A K A S S A R

APPENDICES

## APPENDIX A

### The Row Score of the Students' Pre-test in Experimental Class

No	Name of students	Number of items	Number of correct Answer	Score	Classification
1	Ahmad Akbar.ZL	20	7	35	Very poor
2	Akbar Hidayat	20	6	30	Very poor
3	Ariandi	20	7	35	Very poor
4	Nurlaila	20	7	35	Very Poor
5	Dewi Wahyuni	20	8	40	Very poor
6	Fikrih Alamsyah	20	8	40	Very poor
7	Hairul	20	12	60	Fair
8	Rijal Setiawan	20	10	50	poor
9	Rijal Akbar	20	7	35	Very poor
10	Muh. Nurhasbi	20	8	40	Very Poor
11	Muh. Syahril	20	10	50	poor
12	Toni Fahrul Akbar	20	9	45	Poor
13	Rudi	20	9	45	Poor
14	St. Maryani	20	8	40	Very poor
15	Suherman Iksan	20	6	30	Very poor
16	Lenni putri Sri Ulpa	20	4	20	Very poor
17	Jusniati	20	8	40	Very poor
18	Kasmiati	20	8	40	Very poor
19	St. Maryani	20	9	45	poor
20	Hesti Hastuti	20	9	45	poor
	<b>TOTAL SCORE</b>		<b>160</b>	<b>800</b>	

**The Row Score of the Students' Pre-test**

**In Controlled Class**

No	Name of students	Number of items	Number of correct Answer	Score	Classification
1	Ahmad Baedawi	20	9	45	poor
2	Rivaldo	20	8	40	Very poor
3	Irmawati	20	7	35	Very poor
4	Akbar	20	9	45	poor
5	M. Kadir	20	6	30	Very poor
6	Ridwan	20	7	35	Very poor
7	Andika Saputra	20	8	40	Very poor
8	Nur Safira Rahmadani	20	10	50	poor
9	Randi.HR	20	5	25	Very poor
10	Reski Pitra Wahyudi Sudipa	20	7	35	Very Poor
11	Sufirman Suci Syam	20	7	35	Very poor
12	Supardi. S	20	4	20	Very poor
13	Sapna	20	8	40	Very poor
14	Yulviantri Devi Pratiwi	20	9	45	poor
15	Yusril Mukaswir	20	11	55	Fair
16	Hesti Hastuti	20	9	45	poor
17	Titi Hesti Nurviana	20	7	35	Very poor
18	Hasria	20	7	35	Very poor
19	Irwan	20	6	30	Very poor
20	Nurmini	20	10	50	Poor
	<b>TOTAL SCORE</b>		<b>154</b>	<b>770</b>	

**The Row Score of the Students' Post-test  
in Experimental Class**

No	Name of students	Number of items	Number of correct Answer	Score	Classification
1	Ahmad Akbar.ZL	20	9	45	Poor
2	Akbar Hidayat	20	8	40	Poor
3	Ariandi	20	10	50	Poor
4	Nurlaila	20	10	50	Poor
5	Dewi Wahyuni	20	12	60	Fair
6	Fikrih Alamsyah	20	11	55	Fair
7	Hairul	20	15	75	Good
8	Rijal Setiawan	20	14	70	Fairly good
9	Rijal Akbar	20	11	55	Fair
10	Muh. Nurhasbi	20	13	65	Fairly good
11	Muh. Syahril	20	12	60	Fair
12	Toni Fahrul Akbar	20	11	55	Fair
13	Rudi	20	13	65	Fair
14	St. Maryani	20	10	50	Poor
15	Junaedi Awal	20	9	45	poor
16	Lenni putri Sri Ulpa	20	7	35	Very Poor
17	Jusniati	20	10	50	poor
18	Kasmiati	20	12	60	Fair
19	St. Maryani	20	10	50	Poor
20	Hesti Hastuti	20	11	55	Fair
	<b>TOTAL SCORE</b>		<b>218</b>	<b>1090</b>	

**The Row Score of the Students' Post-test**

**In Controlled Class**

No	Name of students	Number of items	Number of correct Answer	Score	Classification
1	Ahmad Baedawi	20	9	45	poor
2	Rivaldo	20	9	45	poor
3	Irmawati	20	7	35	Very poor
4	Akbar	20	10	50	poor
5	M. Kadir	20	7	35	Very poor
6	Ridwan	20	7	35	Very poor
7	Andika Saputra	20	8	40	Very poor
8	Nur Safira Rahmadani	20	10	50	Poor
9	Randi.HR	20	6	30	Very poor
10	Reski Pitra Wahyudi Sudipa	20	7	35	Very poor
11	Sufirman Suci Syam	20	7	35	Very poor
12	Supardi. S	20	5	25	Very poor
13	Sapna	20	8	40	Very poor
14	Yulviantri Devi Pratiwi	20	9	45	poor
15	Yusril Mukaswir	20	12	60	Fair
16	Hesti Hastuti	20	10	50	poor
17	Titi Hesti Nurviana	20	7	35	Very poor
18	Hasria	20	7	35	Very poor
19	Irwan	20	7	35	Very poor
20	Nurmini	20	10	50	Poor
	<b>TOTAL SCORE</b>				
			<b>162</b>	<b>810</b>	

**The Row Score of the Students' Pre-test and Post-test In Experimental Class**

Respondents	Pre-test		Post test	
	score (X) <sub>1</sub>	X <sub>1</sub> <sup>2</sup>	Score (X) <sub>2</sub>	X <sub>2</sub> <sup>2</sup>
Ahmad Akbar.ZL	35	1225	45	2025
Akbar Hidayat	30	900	40	1600
Ariandi	35	1225	50	2500
Nurlaila	35	1225	50	2500
Dewi Wahyuni	40	1600	60	3600
Fikrih Alamsyah	40	1600	55	3025
Hairul	60	3600	75	5625
Rijal Setiawan	50	2500	70	4900
Rijal Akbar	35	1225	55	3025
Muh. Nurhasbi	40	1600	65	4225
Muh. Syahril	50	2500	60	3600
Toni Fahrul Akbar	45	2025	55	3025
Rudi	45	2025	65	4225
St. Maryani	40	1600	50	2500
Suherman Iksan	30	900	45	2025
Lenni putri Sri Ulpa	20	400	35	1225
Jusniati	40	1600	50	2500
Kasmiati	40	1600	60	3600
St. Maryani	45	2025	50	2500
Hesti Hastuti	45	2025	55	3025
<b>Total</b>	<b>800</b>	<b>33400</b>	<b>1090</b>	<b>61250</b>

**The Row Score of the Students' Pre-test and Post-test In Control Class**

Respondents	Pre-test		Post test	
	score (X) <sub>1</sub>	X <sub>1</sub> <sup>2</sup>	Score (X) <sub>2</sub>	X <sub>2</sub> <sup>2</sup>
Ahmad Baedawi	45	2025	45	2025
Rivaldo	40	1600	45	2025
Irmawati	35	1225	35	1225
Akbar	45	2025	50	2500
M. Kadir	30	900	35	1225
Ridwan	35	1225	35	1225
Andika Saputra	40	1600	40	1600
Nur Safira Rahmadani	50	2500	50	2500
Randi.HR	25	625	30	900
Reski Pitra Wahyudi Sudipa	35	1225	35	1225
Sufirman Suci Syam	35	1225	35	1225
Supardi. S	20	400	25	625
Sapna	40	1600	40	1600
Yulviantri Devi Pratiwi	45	2025	45	2025
Yusril Mukaswir	55	3025	60	3600
Hesti Hastuti	45	2025	50	2500
Titi Hesti Nurviana	35	1225	35	1225
Hasria	35	1225	35	1225
Irwan	30	900	35	1225
Nurmini	50	2500	50	2500
<b>Total</b>	<b>770</b>	<b>31100</b>	<b>810</b>	<b>34200</b>

## APPENDIX B

### Mean Score

#### A. Experiment Class

##### 1. Pre test

$$\bar{X}_1 = \frac{\Sigma X}{N}$$

$$\bar{X}_1 = \frac{800}{20}$$

$$\bar{X}_1 = 40$$

##### 2. Post test

$$\bar{X}_1 = \frac{\Sigma X}{N}$$

$$\bar{X}_1 = \frac{1090}{20}$$

$$\bar{X}_1 = 54.5$$

#### B. Controlled Class

##### 1. Pre test

$$\bar{X}_2 = \frac{\Sigma X}{N}$$

$$\bar{X}_2 = \frac{770}{20}$$

$$\bar{X}_2 = 38.5$$

##### 2. Post test

$$\bar{X}_2 = \frac{\Sigma X}{N}$$

$$\bar{X}_2 = \frac{810}{20}$$

$$\bar{X}_2 = 40.5$$



## APPENDIX C

### Standard Deviation

#### A. Experiment Class

##### 1. Pre-test

$$SD = \sqrt{\frac{SS_1}{n-1}}$$

$$\text{Where, } SS_1 = \frac{\sum X_1^2 - (\sum X_1)^2}{n}$$

$$SS_1 = \frac{33400 - (800)^2}{20}$$

$$SS_1 = \frac{33400 - 640000}{20}$$

$$SS_1 = 33400 - 32000$$

$$SS_1 = 1400$$

$$SD = \sqrt{\frac{SS}{n-1}}$$

$$SD = \sqrt{\frac{1400}{20-1}}$$

$$SD = \sqrt{\frac{1400}{19}}$$

$$SD = 73.68$$

$$SD = 8.58$$

##### 2. Post-test

$$SD = \sqrt{\frac{SS_2}{n-1}}$$

$$\text{Where, } SS_1 = \frac{\sum X_1^2 - (\sum X_1)^2}{n}$$

$$SS_1 = \frac{61250 - (1090)^2}{20}$$

$$SS_1 = \frac{61250 - 1188100}{20}$$

$$SS_1 = 61250 - 59405$$

$$SS_1 = 1845$$

$$SD = \sqrt{\frac{SS}{n-1}}$$

$$SD = \sqrt{\frac{1845}{20-1}}$$

$$SD = \sqrt{\frac{1845}{19}}$$

$$SD = 97.10$$

$$SD = 9.85$$

## B. Controlled Class

### 1. Pre-test

$$SD = \sqrt{\frac{SS_1}{n-1}}$$

$$\text{Where, } SS_2 = \frac{\sum X_1^2 - (\sum X_1)^2}{n}$$

$$SS_2 = \frac{31100 - \frac{(770)^2}{20}}$$

$$SS_2 = \frac{31100 - 592900}{20}$$

$$SS_2 = 31100 - 29645$$

$$SS_2 = 1455$$

$$SD = \sqrt{\frac{SS}{n-1}}$$

$$SD = \sqrt{\frac{1455}{20-1}}$$

$$SD = \sqrt{\frac{1455}{19}}$$

$$SD = \sqrt{76.57}$$

$$SD = 8.75$$

### 2. Post-test

$$SD = \sqrt{\frac{SS_2}{n-1}}$$

$$\text{Where, } SS_2 = \frac{\sum X_1^2 - (\sum X_1)^2}{n}$$

$$SS_2 = \frac{34200 - \frac{(810)^2}{20}}$$

$$SS_2 = \frac{34200 - 656100}{20}$$

$$SS_2 = 34200 - 32805$$

$$SS_2 = 1395$$

$$SD = \sqrt{\frac{SS}{n-1}}$$

$$SD = \sqrt{\frac{1395}{20-1}}$$

$$SD = \sqrt{\frac{1395}{19}}$$

$$SD = \sqrt{73.42}$$

$$SD = 8.56$$

### The Significance Different

$$\bar{X}_1 = 54.5 \quad SS_1 = 1845$$

$$\bar{X}_2 = 40.5 \quad SS_2 = 1395$$

#### 1. t-Test

$$t = \frac{\bar{X}_1 - \bar{X}_2}{\sqrt{\left(\frac{SS_1 + SS_2}{n_1 + n_2 - 2}\right) \left(\frac{1}{n_1} + \frac{1}{n_2}\right)}}$$

$$t = \frac{54.5 - 40.5}{\sqrt{\left(\frac{1845 + 1395}{20 + 20 - 2}\right) \left(\frac{1}{20} + \frac{1}{20}\right)}}$$

$$t = \frac{14}{\sqrt{\left(\frac{3240}{38}\right) \left(\frac{2}{40}\right)}}$$

$$t = \frac{14}{\sqrt{(85.26)(0.05)}}$$

$$t = \frac{14}{4.263}$$

UNIVERSITAS ISLAM NEGERI  
**ALAUDDIN**  
M A K A S S A R

$$t = \frac{14}{2.06}$$

$$t = 6.79$$

#### 2. t-Table

For level of significance ( $\alpha$ ) = 0,05

Degree of freedom ( $d.f$ ) =  $(N_1 + N_2) - 2 = (20+20) - 2 = 38$

t-Table (=TINV(0.05;38)) = 2,024



UNIVERSITAS ISLAM NEGERI  
**ALAUDDIN**  
M A K A S S A R

## APPENDIX E

### RENCANA PELAKSANAAN PEMBELAJARAN

<b>Satuan Pendidikan</b>	<b>: SMK Negeri 10 Jeneponto</b>
<b>Mata Pelajaran</b>	<b>: Bahasa Inggris</b>
<b>Kelas</b>	<b>: XI. AK 1</b>
<b>Aspek/Skill</b>	<b>: Reading</b>
<b>Alokasi Waktu</b>	<b>: 2 x 45 Menit</b>
<b>Jenis Teks</b>	<b>: Narrative Text</b>
<b>Teknik</b>	<b>: Feedback Teknik</b>

#### A. STANDAR KOMPETENSI

Memahami makna test tulis fungsional dan esai pendek sederhana berbentuk narrative test yang berkaitan dengan lingkungan sekitar

#### B. KOMPETENSI DASAR

Memahami dan merespon nuansa makna dan langkah-langkah pengembangan retorika di dalam text tertulis berbentuk Narrative Text.

#### C. INDIKATOR

- Mengidentifikasi gagasan utama (main idea) dalam text Narrative
- Mengidentifikasi gagasan pendukung (supporting detail) dalam text Narrative
- Mengidentifikasi makna dalam text Narrative
- Menentukan pesan/moral dalam text yang berbentuk Narrative

#### D. TUJUAN PEMBELAJARAN

Pada akhir pembelajaran siswa dapat:

- Menentukan gagasan utama (main idea) dalam text Narrative
- Menentukan gagasan pendukung ( supporting details) dalam tesk Narrative
- Menentukan makna dalam text Narrative
- Menentukan pesan/moral dalam text berbentuk Narrative

## E. METODE PEMBELAJARAN/TEKNIK

### Feedback Technique

## F. LANGKAH-LANGKAH KEGIATAN PEMBELAJARAN

### a. Kegiatan Awal

- Peneliti memberi salam
- Peneliti mengecek kehadiran siswa
- Peneliti memberi motivasi kepada siswa
- Menyampaikan tujuan pembelajaran

### b. Kegiatan Inti

- Peneliti memaparkan materi pelajaran kepada siswa
- Meminta siswa membaca teks bacaan
- Mengecek pemahaman siswa dengan memberi beberapa pertanyaan terkait dengan materi yang telah dipelajari
- Peneliti akan memberi feedback terkait dengan jawaban yang diberikan siswa, apakah benar atau salah
- Peneliti membagi siswa kedalam beberapa grup dan meminta mereka untuk menemukan ide pokok setiap bacaan

### c. Kegiatan Akhir

Peneliti menyimpulkan materi yang telah dipelajari dan memberi motivasi kepada siswa untuk lebih giat belajar.

## G. MEDIA DAN SUMBER PELAJARAN

Sumber pembelajaran :

- Buku step by step oleh Azhar Arsyad
- Kamus bahasa inggris

Media Pembelajaran :

- Reading Text ( in paper sheet )
- Kertas dan alat tulis

## H. PENILAIAN

1. Teknik Penilaian : Merespon isi teks
2. Bentuk Instrumen: Essay
3. Instrumen : Terlampir

4. Rubrik Penilaian/Pedoman Penskoran :

a. **Penilaian Kognitif**

No.	Uraian	Skor
1.	Mengemukakan teks wacana dengan baik	95
2.	Mengidentifikasi informasi rinci dan factual dalam teks yang berbentuk <i>narrative</i>	95

b. **Penilaian untuk kerja**

No.	Uraian	Skor
1.	Content (isi tugas)	70-100
2.	Language use	60-80
3.	Vocabulary	70-90

c. **Nilai Siswa**

Nilai Siswa =  $\frac{\text{Skor Perolehan} \times 100}{\text{Skor Maksimal}}$ , Max Score: 100

UNIVERSITAS ISLAM NEGERI

ALAUDDIN

Kelara, 19 Juli 2017

Mengetahui,

M A K A S S A R

Guru Mata Pelajaran

Peneliti

Husmelda.S.Pd.

Rini Karmila. HB

Kepala SMK Negeri 10 Jeneponto

Drs. H. Lahabo, M.M  
Nip: 19620226 198903 1 016

## Timun Emas

Long time ago in the island of Java, Indonesia, lived a couple of farmer. They had married for some years but they had no children. So they prayed to a monster called Buta Ijo to give them children. Buta Ijo was a ferocious and powerful monster. He granted their wish on one condition. When their children had grown up, they had to sacrifice them to Buta Ijo. He liked eating fresh meat of human being. The farmers agreed to his condition. Several months later the wife was pregnant.

She gave birth to a beautiful baby girl. They named her Timun Emas. The farmers were happy. Timun Emas was very healthy and a very smart girl. She was also very diligent. When she was a teenager Buta Ijo came to their house. Timun Emas was frightened so she ran away to hide. The farmers then told Buta Ijo that Timun Emas was still a child. They asked him to postpone. Buta Ijo agreed. He promised to come again. The following year Buta Ijo came again. But again and again their parents said that Timun Emas was still a child. When the third time Buta Ijo came their parents had prepared something for him. They gave Timun Emas several bamboo needles, seeds of cucumber, dressing and salt.

‘Timun, take these things’

‘What are these things?’

‘These are your weapons. Buta Ijo will chase you. He will eat you alive. So run as fast as you can. And if he will catch you spread this to the ground. Now go!’

Timun emas was scared so she ran as quickly as she could. When Buta Ijo arrived she was far from home . he was very angry when he realized that his prey had left. So he ran to chase her. He had a sharp nose he knew what direction his prey ran.



Timun Emas was just a girl while Buta Ijo was a monster so he could easily catch her up. When he was just several steps behind Timun Emas quickly spread the seeds of cucumber. In seconds they turned into many vines of cucumber. The exhausted Buta Ijo was very thirsty so he grabbed and ate them. When Buta Ijo was busy eating cucumber Timun Emas could run away. But soon Buta Ijo realized and started running again. When he was just several steps behind Timun Emas threw her bamboo needles. Soon they turned into dense bamboo trees. Buta Ijo found it hard to pass. It took him some time to break the dense bamboo forest. Meanwhile Timun Emas could run farther.

Buta Ijo chased her again. When he almost caught her again and again Timun Emas threw her dressing. This time it turned into a lake. Buta Ijo was busy to save himself so Timun Emas ran away. But Buta Ijo could overcome it and continued chasing her. Finally when Timun Emas was almost caught she threw her salt. Soon the land where Buta Ijo stood turned into ocean. Buta Ijo was drowned and died instantly. Timun Emas was thankful to God and came back to her home.

### **Sura and Baya**

A long time ago, there were two animals, Sura and Baya. Sura was the name of a shark and Baya were looking for some food, suddenly Baya saw a goat “yummy, this is my lunch” said Baya “No way! This is my lunch. You are greedy” said Sura.

Then they fought for the goat, after several hours, they were very tired feeling tired of fighting, they lived in different places, Sura lived in the water and Baya live in the land. The border was the beach, so would never fight again. One day Sura went to the land and looked for some food in the river, he was very hungry and there was not much food in the sea, Baya was very angry when he knew that Sura broke the promise. They fought again, they both hit each other. Sura bit Baya’s tail and Baya did the same thing to Sura. He bit very hard until Sura finally gave up and back to the sea, Baya was happy

### **Sunday The Terrible**

Last week was a terrible day for me. My cousin and I were playing football in front of the house to spend time with us. First it was really fun until I kicked the ball too strong, so the ball leaped me to the window and broke the window. When we want to escape, all of sudden we all heard a loud voice. After that, the owner of the house come out of the fence, he yelled at us. We are very afraid of her, but we do not know what to do. Then, one of my cousins told us to run, we all run, and suddenly we heard the sound of skin. Then we know that home owners allow dogs to chase us. And we were struggling to run as fast as her as we can.

But, I feel down so the dog managed to capture me and bit my leg. It really hurts me, then the dog ran back into the house. My cousin took me to the doctor and told my parents. In the end, the doctor said that I was exposed to rabies. Then I was hospitalized for one week more.

That's a terrible day of the week for me, may not happen to me again in this next week Sunday.

### **Nabi Ibrahim**

Many years ago a boy called Ibrahim lived in Canaan. He was very clever and was always asking questions. Most of the people he knew worshipped idols but Ibrahim did not. The people had forgotten the messages that Adam, Hud, Nuh and Salih had brought them. Instead of praising Allah they worshipped statues.

Ibrahim told his father he didn't think people should worship objects they had made themselves. His father was angry and told him not to say anything about the gods again. Ibrahim decided he must show the people they were wrong so he thought of a plan.

One night he sneaked into the place where all the statues were kept. With an axe he chopped off the heads from all but one of the statues. The biggest one he

left. The next morning the people were very angry and upset at what had happened. They were sure Ibrahim had done it. They gathered in the public square and asked him if he had done it. Ibrahim told them to ask their big idol if he knew who was responsible.

But, of course, the statue could not speak and the people knew it was only stone. Ibrahim shouted at them and asked how they could worship lumps of stone. The bad people were even more angry. They started to collect wood for a fire. They were going to burn Ibrahim to death. They made a big bonfire and put Ibrahim on the top. Everyone came to watch. They lit the wood. The fire burned, the flames grew higher and higher. The people had to back away from the heat of the flames.

Ibrahim was a good person. He believed in Allah. Allah would protect him. Allah would not let the fire harm him. When the flames died down the people could not believe their eyes. They saw that Ibrahim was alive and the flames had not harmed him at all. How had this happened? They all knew this was a great miracle and they fell to their knees.

This wonderful thing had made them believe in Allah. Some people would still not listen. They thought Ibrahim was just a magician. Nimrod, the king of Canaan, heard all about Ibrahim. He wanted to talk to him. He asked Ibrahim about Allah. Ibrahim told him that Allah could do all things. He could give life and death. Nimrod said that he too could do that. His soldiers brought two men in. Nimrod ordered one to be killed and the other to be saved. Nimrod thought that this made him like Allah. Ibrahim told him that Allah brings the sun every morning from the East.

He asked Nimrod if he could bring the sun from the west next day, of course, Nimrod was unable to do that. Ibrahim married a girl called Sarah. They lived very happily in Palestine. They worked and had plenty of everything. Ibrahim became very wealthy, but he was a good man. He always helped other people too. After many years Ibrahim and Sarah still had no children. This

made them very sad. They both wanted a child to share their life with. Sarah told Ibrahim that he should marry her servant Hajar too, so that Ibrahim and Hajar could make a child together.

### **Prambanan**

In the old days of Java Island, in a region called Prambanan, lies two kingdom. Kingdom of Pengging and Kraton Boko. Pengging kingdom is gifted with a fertile and get prosperous. The kingdom is lead by a wise king named Prabu Damar Moyo and has a male son named Raden Bandung Bondowoso while Kraton Boko is a kingdom that obey under the rules of Pengging. The Boko king is very cruel, he is strong and tall, like a giant. The people of Boko always afraid of the kings anger. Although the king were not handsome, he has a very beautiful daughter called princess Roro Jongrang.

One day, the king of Boko wants to rebels against the Pengging. Lead by the Boko prime minister, the giant race, Gopolo, the Boko army is prepared to announce the war between Boko and Pengging. They even raid its own people's properties to support the campaign.



Fierce war happens in the borders of the Pengging teritorial mark. Many victims were falling on both sides and people Pengging be suffering because of war, many people hunger and poverty. Knowing his people suffer and have many victims soldiers who died in the borders, then Prabu Damar Moyo sent

his son Raden Bondowoso go to war against King Boko. The young Bondowoso is able to defeat king Boko. Seeing the king died, then Prime minister Gupolo escape. Raden Bondowoso pursue Patih Gupolo to Kraton Boko.

After reaching Kraton Boko, Patih Gupolo reported on Princess Roro Jonggrang that his father had been lost in the battlefield, by a knight named Raden Bandung Pengging Bondowoso. Princess Loro Jonggrang wept, saddened his heart because his father had been killed on the battlefield. Raden at Kraton Boko Bondowoso arrived, soon he troubled to see Puteri Raden Bondowoso Loro Jonggrang beautiful, so he wanted to marry Princess Loro Jonggrang as his wife.

As the Boko kingdom is lost in the rebels, and to save her father's kingdom, the Loro Puteri Raden Jonggrang accept the prince, with some request. She did not want to marry Bondowoso because he had killed his father. To reject the proposal Raden Bondowoso, then Princess Loro Jonggrang have a strategy. The first request, Princess Loro Jonggrang asked for Jalatunda wells (very deep well) while the second request, asked for him to make 1000 temples in one night. Raden Bandung Bondowoso agreed. Raden Bondowoso immediately make Jalatunda wells and after so he called Princess Roro Jonggrang to see the well. She trick the prince and send him down. She ask Boko's prime minister to close the well with heavy rocks so that the prince could not reach the top of the well. Raden Bondowoso is a tough man, he is also smart. It's not a long time before he was able to come out from the wells. He was very angry to the princess, but soon after meet the princess, he falls again with the beautiful of the princess.

She ask Raden Bondowoso the second request, to make 1000 temples in 1 night. Bondowoso then command his workers from genie tribe to help him building the 1000 temple. The 1000 temples are building up, one day one with the help of the genie tribes. The princess wants to sabotage the building of the temples. She asks her servants to pound the rice pounding tools and also burns

lots of paddy's straw. Because of it, the roosters crowed. The genie take a lookto the sky and its brighter in the east. The leader of the genie reported to Bondowoso that they have stopped to make the temple because the morning has arrived. Princess Roro Jonggrang told to count the temples and its only 999 temples, not 1000. So Bondowoso won't be able to marry the princess because he failed to omplete the request. Being deceived abd tricked, Raden Bondowoso angry and curse Princess Roro Jonggrang. " It's missing one, and you that should fit the numbers". The princess is soon turned into a stone statue; it is exist in the heart of the Prambaban tempeles until now.

### **Jack and the Beanstalk**

One open a time there was a poor widow who had an only son named Jack. They were so poor so poor that they didn't have anything except a cow. When the cow had grown too old, his mother sent Jack to the market to sell it. On the way to the market, Jack met a butcher who had some beautiful beans in his hand. The butcher told the boy that the beans were of great value and persuaded the silly fad to sell the cow for the beans. Out of the window. Whwn Jack woke up in the morning he felt the sun shining into a part of his room but all the rest was quate dark and shady.

So he jumped to the window. What did he see? The beanstalk grew up quite close past Jack's window. He opened the window and jumped to the beanstalk which ran up just Like a big ladder. He climbed and climed till at last he reached the sky.

While looking around, he saw a very huge castle. He was very amazed. Then Jack walked along the path leading to the castle. There was a big tall woman on the doorstep. Jack greeted her and asked for the giantess mercy to give him breakfast, because he felt very hungry. Although the giantess grumbled at first,

finally she gave Jack a hunk of bread and cheese and a jug of milk. Jack hadn't finished when the whole house, began to tremble with the noise of

someone's coming. "Oh! It's my husband!" cried the giantess. " what on earth shall I go? Hastily the giantess opened a very big cupboard and hid Jack there.

### **My vacation in Lembah Hijau**

Last Sunday, my family and I went to Lembah Hijau. We went there by my uncle's car. We left home at 08.00 am. We arrived there at 10.00 am. I saw many people. My family and I walked to see the animals.

We saw some camels, birds, and horse. We also looked many others animals like monkeys, rabbits, gibbon and so on. I went to the swimming pool. I saw many people swam. Most of them are children and teenagers. They were so happy. I joined with **them**. My family sat beside the swimming pool. They said "Hanif, have nice swimming with your new friends!" At 04.00 pm we went home. We were very excited.

### **MISUNDERSTANDING**



In a remote part of Ohio, United States, There is a place called Morrow. One day, at a London train station, a traveler said to the booking-clerk, "I want a ticket to Morrow, please." The clerk raised his eyebrows, saying, "If you want a ticket tomorrow? Wah don't you come for it tomorrow? "But I want a ticket to Morrow today," the traveler replied. "I told you," the clerk said, "You can't have a ticket tomorrow today, you'll have to come tomorrow for it." By this

time the traveler was getting more and more annoyed and finally lost his temper and yelled, "Can't you understand what I mean? I want a ticket to a place called Morrow and I want it now! Finally understanding what the traveler really wanted, the clerk said quite calmly. Why didn't you say so in the first place? Here is your ticket.

### **Malin Kundang**

Once upon a time, that a poor family consisting of a mother and her son named Malin Kundang. Because his father had left him, the mother must work hard to be able to raise a family. Malin was the son of the wise but a little bit naughty. When he is about to go up, Malin feel sorry for his mother who always used to work hard live it. Then Malin ask permission for going about looking for a job in the big city. "Mom, I want to go to town. I want to work to be able to help mom here." pinta Malin. "Don't leave the mother alone, son. Mom just got you here." said the mother refused. "Let me go, mom. I pity seeing mom continued to work until now." said Malin. "Well son, but remember don't forget mom and this village when you have success there," Said the teary mother of ari's eyes.

The next day, Malin went to the big city with the use of a ship. After several years of hard work, he succeeded in the city of rantauannya. Malin is now a wealthy man who even had a number of merchant ships. And Malin had married a beautiful woman there. News about Malin who became a wealthy man to the one to his mother. The mother was very happy to hear it. He is always waiting at the beach every day, hoping the older si wayangnya eyes back and raised his mother. drajat But Malin never came.

One day istri Malin asked about mother Malin and want to meet with him. Malin was not able to resist the desires of the wife of a very loved it. That the journey towards preparing Malin village using a private ship pretty great. Eventually the matter came to his village Malin, along with his wife and his men. Hear the arrival of Malin, the mother felt very excited. she even ran to the



beach to immediately see her son. "What is it my son Malin, ya? This your mother, you remember" asked her mother. "Malin Kundang, my son, why are you going so long without sending the news?" He said while hugging Malin Kundang. His wife, who was surprised at the fact that the old lady, smelly, filthy who embraced her husband, said: "So, the smell of old lady, this is the mother you filthy, Malin" Because of the shame, Malin Kundang soon let go of his mother's arms and pushed him to fall. "I didn't know you poor old woman," said Malin. "The Foundation of the old lady had no idea myself, any just claim to be my mother." Advanced Malin snapped.

Hear the words of his children like that, the mother feels sad and angry. He did not suspect, and the very disayanginya turns into a child of sin. "Oh my God, if he is a true son of mine, I beg give doom him and Fox was the one she so rocks." the prayer of his mother's wrath. Shortly thereafter the wind and Thunder rumbles hit and destroy ships Malin Kundang. After that, the body of Malin Kundang is stiff and then into the rock with coral.

### **The Girl and Her Bucket**



A young girl was going to market with a bucket of milk on her head. "With the gold that I get from the sale of this milk, I'll buy a red hen," she said. "The hen will lay eggs, they'll hatch and then I'll have many chicks to be raised. I'll feed them well and when they're grown, they will lay eggs. And those eggs will hatch and I will have more

Hens that will lay more eggs that will hatch into chicks. I'll be rich and I'll wear fine clothes with emeralds and rubies from my collar to my toes and one day perhaps I shall visit the Queen. I shall bring her rare gifts from China.

I'll enter the court with my arms full of treasure. When I bow low to the queen, I shall say, "For your majesty's pleasure!" And she bowed low. With that sweep of her arm, she knocked off the bucket and spilled her fantasy load " oh dear" she cried, "My dreams are splattered in puddles of milk on the road."



UNIVERSITAS ISLAM NEGERI  
**ALAUDDIN**  
M A K A S S A R

## APPENDIX F

Test for the pre-test and post-test

### LESSON PLAN

1. Identify :

Theme : Pre-Test/ Post-Test

Sub- Theme : Reading Narrative Test (Multiple choices)

Skill : Reading Comprehension

Class : XI. AK 1

Duration : 2 x 30 Minutes

Instructional Object

The students will be able to understand what they read and fill the sentences in multiple choices.

2. Teaching procedure :

a. Teachers presentation (15 minutes)

1. The teacher ask the students' to write down their name, reg. number and address on the answer sheet.
2. The teacher gives the students' to test sheet
3. Teacher asks the students' do not look up the dictionary
4. The teacher ask the students' to do their assignment

b. Students' activity (45 minutes)

The students' do their assignment individually based on the teacher instruction.

3. Each students receive 20 numbers of multiple choices in the narrative test.

4. Evaluation

The students' answer sheet will be corrected by using testing reading

5. Material of narrative test in multiple choices

## **Instrument Narrative Text (Reading comprehension)**

### **The Legend of Banyuwangi**

Once upon a time, in eastern part of Java Island, there was a kingdom ruled by a king. The king's name was Prabu Menak Prakoso. One day, Prabu Menak and his soldiers invaded the kingdom of Klungkung in Bali. The king of Klungkung was killed, yet his daughter, Made Surati, and his son, Agung Bagus Mantra, were able to escape and hide in the jungle.

Prabu Menak Prakoso had a son named Raden Banterang. He was such a handsome young man. One day, Raden Banterang went to the jungle for hunting. It was in the jungle that Raden Banterang met Made Surati. She was then taken to Blambangan to be his wife. Raden Banterang and Made Surati enjoyed a happy life in the Palace.

When Raden Banterang was hunting one day, Made Surati was surprised by the arrival of a dirty beggar asking for her pity. The princess was surprised to find that the beggar was her older brother, Agung Bagus Mantra. She promptly squatted and embraced her brother's legs. However, her great respect of her brother was not well accepted. Instead, Agung Bagus Mantra asked his sister to kill Raden Banterang. But such a request was rejected. He was very angry with her and came up with a sly idea to slander her.

Slowly but surely, Agung succeeded in convincing Raden Banterang that his wife had been involved in a scandal with another man. Asking for compassion, Made Surati tried to tell the truth and denied her husband's accusation. Hearing his wife explanation, the king became angrier and angrier. As a proof of her sacred love, she asked her husband to kill her. As her last request, she asked her husband to throw her dead body into the river. She said that if the water in the river smelled terrible, it meant that she had ever been sinful. But if it smelled fragrant, it meant that she was innocent.

Raden Banterang who was unable to control his emotions soon stabbed his keris (dagger) into his wife's chest. She died instantly. The dead body of Made Surati was quickly thrown into the dirty river.

Raden Banterang was shocked to see the river suddenly become clean and as clear as glass with a fragrant smell. Raden Bantera screamed crazily and regretted his deed. He walked unsteadily and fell into the river screaming, “Banyu... Wangi... Banyuwangi!” This means “fragrant water”. Banyuwangi was born from the proof of noble and sacred love. From then on, the place is called Banyuwangi.

*Read the text above, then choose the best choice to each questions 1 – 5 !*

1. What is the purpose of the text ?
  - a. To describe
  - b. To entertain
  - c. To explain
  - d. To tell the reader
  - e. To story
2. Who is name of the king invaded the kingdom of Klungkung ?
  - a. Agung Bagus Mantra
  - b. Made Surati
  - c. Raden Banterang
  - d. Prabu Menak Prakoso
  - e. King klungkung
3. Where place Made Surati and Agung Bagus Mantra hide ?
  - a. In the kingdom
  - b. In palace
  - c. In the cave
  - d. In the old hause
  - e. In the jungle
4. What kingdoms were attacked by Prabumenak and his army?
  - a. Klungkung
  - b. Banyuwangi
  - c. Majapahit
  - d. Sriwijaya

- e. Kartanegara
5. What happens after the Made Surati bodies thrown into the river ?
- a. The river suddenly become clean and as clear as glass with a fragrant smell
  - b. The river suddenly becomes dirty
  - c. The river suddenly stink
  - d. The river suddenly change color

### **The Lion and The Mouse**

Once when a lion was asleep, a little mouse began running up and down upon him, this soon awoke the lion, who placed his huge paw upon him, and open his big jaws to swallow him. "pardon, o king," cried the little mouse, "'forgive me this time, I shall never forget it, perhaps I may be able to do you a good turn some of these days.'"

The lion was so ticked at the idea of the mouse being to help him. Then he lifted up his paw and let him go.

Sometime after, the lion was caught in a trap. Some hunters, who wanted to carry him alive to the king, tied him to a tree while they went in search of a wagon to carry him in. Just then, the little mouse happened to pass by and see the sad plight in which the lion was. The little mouse went up to him and soon gnawed away the ropes that bounded the king of the beasts. Soon after the little mouse had finished gnawing away the ropes, he asked the lion to run away.

*Read the text above, then choose the best choice to each questions 6 – 8 !*

6. What is the purpose of the text?
  - a. To entertain the readers
  - b. To persuade the readers that something should or should not be the case
  - c. To inform the readers about the events of the day which are considered newsworthy
  - d. To explain something
  - e. To present a least to points of view about an issue
7. What is the moral value of the text?
  - a. Don't look at someone because of his clothes
  - b. It is best for prepare for the days of necessity
  - c. Common people may prove great ones
  - d. United we stand, divided we fall
  - e. Honestly begins at home
8. What did the little mouse do to prove his words?
  - a. He would never forget the lion
  - b. He tried hard to help the lion free
  - c. He ran up and down upon the lion
  - d. He asked for apology to the king of the beast
  - e. He tied the lion to the tree so that the hunters could carry him.

### **Two Brothers**

Long ago, there were two brothers called Akomi and Ombah. They were ambitious and winning. Akomi, the elder brother, said, "If we become the King's employees, we can make laws to collect more money from the people. We will become very rich."

They went to see King Aruya. Akomi said, "Your Majesty, let us be your ministers. We will make good laws. All your subjects will be happy. I am wise and clever. I know everything."

King Aruya said angrily, "That is not true! Nobody knows everything. For example, do you know how many stars there are in the sky? Guards! Throw this liar into the river of crocodiles!"

Ombah's hands trembled. Then he thought to himself, "King Aruya will also punish me if I say the wrong thing. My brother said he knew everything and his answer was wrong. So if I say the opposite, my answer will be right." Ombah then said, to King Aruya, "Your majesty, I know nothing."

King Aruya said, "That is also a lie. Nobody knows nothing, truly! Everybody knows at least something. For example, you know your father's name, don't you? Guards! Throw him into the river of crocodiles, too!"

*Read the text above, then choose the best choice to each questions 14 – 18 !*

9. The two brother's ambition was to
  - a. Become rich
  - b. Become ministers
  - c. Help the king's make good laws
  - d. Make the king's subjects happy
  - e. Made him angry
10. King Aruya called Akomi a liar because Akomi
  - a. Knew everything
  - b. Made him angry
  - c. Did not tell the truth
  - d. Did not knew everything
  - e. Wanted to collet money
11. Ombah said I know nothing because he
  - a. did not want to lie to King Aruya
  - b. wanted to see the crocodiles
  - c. did not know how many stars there were
  - d. thought that the answer would be right
  - e. want to lie to King Arayu



12. Ombah's hands trembled because he
- a. was afraid
  - b. knew nothing
  - c. was thinking hard
  - d. had the right answer
  - e. afraid
13. From the story, we can see that King Aruya
- a. kept many crocodiles
  - b. could make good laws
  - c. did not need any ministers
  - d. disliked people who told lies
  - e. liked people who told lie

### **A Woman and the Wolves**

A long time ago, very few people lived in the New Territories. There were only a few villages. If the people wanted to go from one village to another, they often had to pass through wild and unsafe forest.

One day, a farmer's young wife went to the next village to visit her own mother and brother. She brought along her baby son. When it was time for her to leave, her brother said "it is getting dark. Let my son, Ah Tim go with you though the forest."

So Ah Tim led the way and the young woman followed behind, carrying her baby. When they were in the forest, suddenly they saw a group of wolves. They began to run to avoid the danger, but Ah Tim kicked against a stone and fell down. At once the wolves caught him. The young woman cried to the wolves, "please eat my own son instead." Then, she put her baby son on the ground in front of the wolves and took her nephew away.

Everyone understood that this was because the woman was very good and kind. She had offered her own son's life to save her nephew. They ran back to the house and called for help. All men in the village fetched thick sticks and went back with her into the forest. When they got there, they saw something very strange. Instead of eating the woman's baby the wolves were playing with him.

*Read the text, then choose the best choice to each questions 19 – 22 !*

14. What separated between one village to another a long time ago in the New Territories ?
- Another village
  - Mountains
  - Forests
  - Hills
  - Towers and logs
15. Who was Ah Tim ?
- The young woman's brother
  - The young woman's son
  - The young woman's brother and nephew
  - The young woman's brother's son
  - One of the men who fetched a stick
16. Who walked in front when they were in the forest ?
- Ah Tm
  - The woman
  - The woman's son
  - Her brother's nephew
  - The baby and his mother
17. What is the purpose of the writer by writing the story above ?
- To describe the danger of the villages
  - To entertain the readers of the story
  - To tell the villagers' relationship
  - To explain how important a relative is

- e. To narrate how the wolves were playing with the baby.

### **Little Red Riding Hood**

One day there was a little girl named little red riding hood. She was asked by her mother to deliver cake to her grandmother. When she was heading for his grandmother's house, little riding hood met a wolf. "Where are you going, a little girl?" The wolf asked. "I'm willing to give this cake to my grandmother" replied little riding hood.

The wolf had an evil plan that he wanted to eat them both. Then he ran through a shortcut to her grandmother's house. After arriving to grandmas' house, he knocked on her door. When Grandma opened the door, the wolf caught her and locked her in a closet. The bad wolf then wore Grandma's clothes and laid in bed, waiting for Little Red Riding Hood.

When little riding hood arrived, the wolf in disguise told her to come in. little riding hood did not realize that it was the wolf. Then the wolf ate a little riding hood and her grandmother. After eating them, the wolf fell asleep beside the river. Suddenly, a woodcutter came; he saw a large wolf's belly and knew what had been done by the wolf. Then he saved them by releasing them out from the belly of the wolf and filled the wolf's stomach with a big stone. Then he threw the wolf into the river.

*Read the text, then choose the best choice to each questions 23 – 25 !*

18. What is the story about?
- a. A kind wolf who wants to help little riding hood
  - b. A little riding hood meet wolf
  - c. Grandma asked wolf to take little riding hood
  - d. A bad wolf who wants to eat little riding hood and grandma
  - e. None of the option is right

19. Why did little riding hood do not realize the wolf who in disguise as her grandma?
- a. Because she was blind
  - b. Because she was daft
  - c. Because the wolf was kind
  - d. Because the wolf wore little riding hood's clothes
  - e. Because the wolf wore grandma's clothes
20. What is the moral value of the story?
- a. Don't be greedy
  - b. Don't believe in stranger
  - c. Don't use riding hood
  - d. Don't go to Grandma's house
  - e. Don't sleep in the river



## APPENDIX G

### Documentations





## CURRICULUM VITAE



The writer, was born on July 19<sup>th</sup>, 1995 in Balang-Pasui, Jeneponto Regency, and South Sulawesi. She has one sister and one brother. She is the threeth daughter of H. Basri and Hj. Harpiah

In 2000, he started his education in elementary school SDN 39 Sapaloe and graduated in 2006. She continued her study in Junior High School 3 Kelara Jeneponto and graduated in 2009. And then she continued her study in Senior High School 6 Jeneponto and graduated in 2012. In the 2013 year she was accepted in English Education Department of Tarbiyah and Teacher Training Faculty of UIN Alauddin Makassar.

UNIVERSITAS ISLAM NEGERI  
**ALAUDDIN**  
M A K A S S A R