


**THE USE OF TWO STAY TWO STRAY TECHNIQUE IN LEARNING
READING COMPREHENSION OF RECOUNT TEXT AT SECOND
GRADE STUDENTS OF SMPN 1 SUNGGUMINASA**



A Thesis

Submitted in Partial Fulfillment of the Requirements for the Degree of
Sarjana Pendidikan in English Education Department of
Tarbiyah and Teaching Science Faculty of
UIN Alauddin Makassar

UNIVERSITAS ISLAM NEGERI
By
ALAUDDIN
NURULAINUN BOSRA
Reg. No. 20400113013
M A K A S S A R

**ENGLISH EDUCATION DEPARTMENT
TARBIYAH AND TEACHING SCIENCE FACULTY
UIN ALAUDDIN MAKASSAR
2017**

PERNYATAAN KEASLIAN SKRIPSI

Mahasiswi yang bertanda tangan di bawah ini:

Nama : Nurul Ainun Bosra
NIM : 20400113013
Tempat/Tgl. Lahir : Makassar, 15 Agustus 1996
Jurusan : Pendidikan Bahasa Inggris
Fakultas : Tarbiyah dan Keguruan
Alamat : Samata
Judul : The Use of Two Stay Stray Technique in Learning
Reading Comprehension of Recount Text at Second
Grade Students of SMPN 1 Sungguminasa


Menyatakan dengan sesungguhnya dan penuh kesadaran bahwa skripsi ini benar adalah hasil karya sendiri. Jika dikemudian hari terbukti bahwa skripsi ini merupakan duplikat, tiruan, plagiat, atau dibuat oleh orang lain, sebagian atau seluruhnya, maka skripsi dan gelar yang diperoleh karenanya batal demi hukum.

UNIVERSITAS ISLAM NEGERI

ALAUDDIN
MAKASSAR

Samata, 23 November 2017

Penulis,



Nurul Ainun Bosra
NIM. 20400113013

PERSETUJUAN PEMBIMBING

Pembimbing penulisan skripsi saudara, **Nurul Ainun Bosra**, NIM: 20400113013, Mahasiswa Jurusan Pendidikan Bahasa Inggris pada Fakultas Tarbiyah dan Keguruan UIN Alauddin Makassar, setelah dengan seksama meneliti dan mengoreksi skripsi yang bersangkutan dengan judul "*The Use of Two Stay Two Stray Technique in Learning Reading Comprehension of Recount Text at Second Grade Students of SMPN 1 Sungguminasa*" memandang bahwa skripsi tersebut telah memenuhi syarat-syarat ilmiah dan dapat disetujui untuk diajukan ke ujian munaqasyah.

Demikian persetujuan ini diberikan untuk proses selanjutnya.

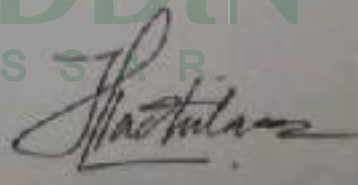
Samata, 23 November 2017

Pembimbing I



Dr. Kamsinah, M.Pd.I.
NIP. 19680328 199603 2 002

Pembimbing II



Indah Fadhilah Rahman, S.Pd.I., M.Hum.
NUPN. 9920100165

PENGESAHAN SKRIPSI

Skripsi yang berjudul "*The Use of Two Stay Two Stray Technique In Learning Reading Comprehension of Recount Text at Second Grade Students of SMPN 1 Sungguminasa*" yang disusun oleh saudari **Nurul Ainun Bosra**, NIM : 20400113013, mahasiswi Jurusan Pendidikan Bahasa Inggris pada Fakultas Tarbiyah dan Keguruan UIN Alauddin Makassar, telah diuji dan dipertahankan dalam sidang munaqasyah yang diselenggarakan pada hari Selasa, tanggal 28 November 2017, bertepatan pada tanggal 9 Rabiul Awal 1439 H, dinyatakan telah dapat diterima sebagai salah satu syarat untuk mendapatkan gelar Sarjana Pendidikan (S.Pd), pada Fakultas Tarbiyah dan Keguruan, Program Studi Pendidikan Bahasa Inggris, dengan beberapa perbaikan.


Samata-Gown, 28 November 2017 M.

9 Rabiul Awal 1439 H

DEWAN PENGUJI

(SK.Dekan No. Tertanggal 28 November 2017)


Ketua : Dr. Kamsinah, M.Pd I
Sekretaris : Dr. Hamka, M.Th.I
Munaqisy I : Sitti Nurpahmi S.Pd., M.Pd.
Munaqisy II : Dra. Hj. St. Azisah, M.Ed.St., Ph.D.
Pembimbing I : Dr. Kamsinah, M.Pd.I
Pembimbing II : Indah Fadhilah Rahman, S.Pd.I., M.Hum.



Mengetahui :

Dekan Fakultas Tarbiyah dan Keguruan

UIN Alauddin Makassar



Dr. H. Muhammad Amri, Lc., M.Ag.

NIP: 19730120 200312 1 001

PERNYATAAN KEASLIAN SKRIPSI

Dengan penuh kesadaran, penulis yang bertanda tangan di bawah ini:

Nama : Nurul Ainun Bosra
NIM : 20400113013
Tempat/Tgl. Lahir : Makassar, 15 Agustus 1996
Jur/Prodi/Konsentrasi : Pendidikan Bahasa Inggris
Fakultas/Program : Tarbiyah dan Keguruan
Alamat : Jl. Manuruki 2 Lorong 2
Judul : The Use of Two Stay Stray Technique in Learning Reading Comprehension of Recount Text at Second Grade Students of SMPN 1 Sungguminasa

menyatakan dengan sesungguhnya dan penuh kesadaran bahwa skripsi ini benar adalah hasil karya hasil sendiri. Jika dikemudian hari terbukti bahwa ia merupakan duplikat, tiruan, plagiat, atau dibuat oleh orang lain, sebagian atau seluruhnya, maka skripsi dan gelar yang diperoleh karenanya batal demi hukum.

UNIVERSITAS ISLAM NEGERI
ALAUDDIN
M A K A S S A R
Samata, 23 November 2017
Penulis,

Nurul Ainun Bosra
NIM. 20400113013

PERSETUJUAN PEMBIMBING

Pembimbing penulisan skripsi saudara, **Nurul Ainun Bosra**, NIM: **20400113013**, Mahasiswa Jurusan Pendidikan Bahasa Inggris pada Fakultas Tarbiyah dan Keguruan UIN Alauddin Makassar, setelah dengan seksama meneliti dan mengoreksi skripsi yang bersangkutan dengan judul *“The Use of Two Stay Two Stray Technique in Learning Reading Comprehension of Recount Text at Second Grade Students of SMPN 1 Sungguminasa”* memandang bahwa skripsi tersebut telah memenuhi syarat-syarat ilmiah dan dapat disetujui untuk diajukan ke ujian munaqasyah.

Demikian persetujuan ini diberikan untuk proses selanjutnya.

Samata, 23 November 2017

Pembimbing I

UNIVERSITAS PEMBIMBING II

ALAUDDIN
M A K A S S A R

Dr. Kamsinah, M.Pd.I.
NIP. 19680328 199603 2 002

Indah Fadhilah Rahman, S.Pd.I.,M.Hum.
NUPN. 9920100165



UNIVERSITAS ISLAM NEGERI
ALAUDDIN
M A K A S S A R

ACKNOWLEDGMENTS



Alhamdulillah Rabbil Alamin, the researcher would like to express her deepest gratitude to the Almighty Allah SWT., who has been giving blessings, mercies and good health all the time of research and writing of this thesis. Also, Shalawat and Salam are delivered to the great prophet Muhammad SAW., who has fought for bringing us from the darkness to the lightness by introducing Islam and teaching the great source of knowledge “the holy Qur’an”.

Immeasurable appreciation and sincere gratitude are extended to the people who in one way or another have contributed in all the time of the research and writing of this thesis, especially for the researcher’s parents **Abdul Haris Bosra** and **Nur Balqis**, for allowing their daughter to realize her own potential by giving an unfailing support and continuous encouragement during the process of the research and writing of this thesis, also to the following persons:

1. **Prof. Dr. H. Musafir Pababbari, M.Si.**, as the Rector of Alauddin State Islamic University (UIN) of Makassar.
2. **Dr. H. Muhammad Amri, Lc., M.Ag.**, as the Dean of Tarbiyah and Teaching Science Faculty of Alauddin State Islamic University (UIN) of Makassar.
3. **Dr. Kamsinah, M.Pd.I.**, and **Sitti Nurpahmi, S.Pd., M.Pd.**, the Head and the Secretary of English Education Department of Tarbiyah and Teaching

Science Faculty of Alauddin State Islamic University (UIN) of Makassar for the guidance and suggestion during the research.

4. The most profound thanks to all lecturers of English Education Department and all staffs of Tarbiyah and Teaching Science Faculty for their help, support, and guidance during all the researcher's time in studying at Alauddin State Islamic University (UIN) of Makassar especially for **Dr. Kamsinah, M.Pd.I.** and **Indah Fadhilah Rahman, S.Pd.I.,M.Hum.** the first and the second consultant for their guidance, supports and suggestions during the research and writing of this thesis.
5. A very special gratitude goes out to **Baharu, S.Pd.** as the headmaster of SMPN 1 Sungguminasa for the permission to do the research at the school.
6. All the students and teachers of of SMPN 1 Sungguminasa who have accepted their goodly to conduct a research on the class.
7. The researcher beloved parents, **Drs. Abdul Haris Bosra** and **Nur Balqis** who always pray, encourage, educate, and provide countless material support, so that the researcher could finish this thesis writing and her study in Alauddin State Islamic University oof Makassar.
8. The researcher brothers and sisters in English Education Department 1 and 2 (academic year 2013) thank you for their sincere friendship and assistance during the writing of this thesis.
9. The researcher brothers and sisters in English Youth Community : **Anggun Wicaksono, S.Pd., Muhammad Fajar Siddiq, S.Pd., Masniyah, S.Pd.,**

Najamuddin, S.Pd., Mas'ud, Armadi, and all friends who could not be mentioned here. Thanks for your support.

10. The researcher close friends, **Sri Nurjasmini Samir, S.Pd., Idzni Fildza, S.Pd., Rezki Amelia, S.Pd., Nurmadia Sarjan, S.Pd., Mitasari, Kartika Sari,** and **Ita Trisnawati.** Thank you for helping me in solving the problems I found during completing this thesis.
11. With a special mention to the researcher's best partner **Ahmad Fuad** for all of unlimited support, love, care and uncountable help to the researcher's study.
12. A special thanks to the researcher's best friends **Nur Phadilah, S.Pd., Moh. Zukri Prasetyo, Nuraini Hamnar** and **Binna Fahrani Manda, S.Pd.** for all of support, love, care and help.
13. Thank you to the researcher's entire sister **Fatmawati Ardan, S.Pd.** for all the suggestions, supports, and everything that the researcher can not mention.
14. Thank you to the researcher's entire junior in English Education Department, especially to **Subhan Rahmat, Arizandi, and Hasbullah** for their unlimited support and organization experiences together.
15. The researcher friends in international PPL; **Ahmad Fuad, Tegar Wijayanto, Khairul Hakim, Ahmad Quraisy, Istiqomah Awaliyah Putri, S.Pd., Nur Alfiyana, S.Pd., Nur Zahrah Azizah, Andi Susilawati, S.Pd., Reski Amalia Syamsuddin, S.Pd., Raodhatul Jannah, Sri Rahmayani, Riska,** and **Nur Padhilah, S.Pd.** Thank you for their kindness and moral support.

16. Thank you to the researcher's entire family in Bhinneka Camp Program; **Marna Ideal, S.H., Anita Rezki, S.Pd.,M.Pd., Kelvin, S.H., Rini, S.Sos., Hatta Bahba**, and other friends than can not mention one by one for support, guidance, and motivation to finish and continue the researcher's study..
17. Thanks to all of the people around the researcher's life who could not mention one by one by the researcher that have given a big inspiration, motivation, spirit, and pray.

This thesis is actually less of everything for being an academic thesis but the great people around the researcher would always giving much support of knowledge, material, and spirit, may those people will never stop to give suggestions, so the researcher can have a good experience of writing thesis then be a professional writer of thesis. Hopefully this thesis can be one of great contributions in the word of education especially at English Education Department of UIN Alauddin Makassar.

Last, willingly the researcher pray may all works of us be blessed by Allah SWT. Aamiin.

Samata, 23 November 2017

Penulis,

Nurul Ainun Bosra
NIM. 20400113013

LIST OF CONTENTS

TITTLE PAGE.....	i
PERNYATAAN KEASLIAN SKRIPSI.....	ii
PERSETUJUAN PEMBIMBING.....	iii
PENGESAHAN SKRIPSI.....	iv
ACKNOWLEDGEMENTS.....	v
LIST OF CONTENTS.....	ix
LIST OF FIGURES.....	xi
LIST OF TABLES.....	xii
LIST OF APPENDICES.....	xiii
ABSTRACT.....	xiv
CHAPTER I. INTRODUCTION.....	1-20
A. Background.....	1
B. Problem Statement.....	3
C. Research Objective.....	4
D. Research Significance.....	4
E. Research Scope.....	5
F. Operational Definition of Terms.....	6
CHAPTER II. LITERATURE REVIEW.....	21-24
A. Review Related Research Findings.....	21
B. Theoretical Framework.....	22

	C. Hypothesis.....	24
CHAPTER III.	RESEARCH METHOD	25-31
	A. Research Design	25
	B. Reseach Variable	26
	C. Place and Time of The Research	26
	D. Population and Sample	26
	E. Research Intrument	27
	F. Data Collection Procedure	28
	G. Data Analysis Technique	28
CHAPTER IV.	FINDINGS AND DISCUSSION	32-40
	A. Findings	36
	1. The Classifications of Students Pre-test	36
	2. The Classifications of Students Post-test.....	34
	3. Mean Score and Standar Deviation.....	36
	4. Hypothesis Testing	37
	B. Discussion.....	38
CHAPTER V.	CONCLUSION AND SUGGESTION.....	41-43
	A. Conclusion	41
	B. Suggestion.....	42
BIBLIOGRAPHY		44
APPENDICES		46
CURRICULUM VITAE		95

LIST OF FIGURES

Figure 2.1	Theoretical Framework.....	12
------------	----------------------------	----



LIST OF TABLES

Table 4.1	The Distribution of Frequency and Percentage Score of Experimental Class in Pre-Test.....	22
Table 4.2	The Distribution of Frequency and Percentage Score of Control Class in Pre-Test.....	23
Table 4.3	The Distribution of Frequency and Percentage Score of Experimental Class in Post-Test.....	24
Table 4.4	The Distribution of Frequency and Percentage Score of Control Class in Post-Test.....	25
Table 4.5	The Mean Score and Standard Deviation of Experimental Class and Control Class.....	27
Table 4.6	The T-Test of Students' Achievement.....	27



LIST OF APPENDICES

Appendix I	Students Attendance List	37
Appendix II	The Results of Students' Pre-test and Post-test in Experimental Class	39
Appendix III	The Results of Students' Pre-test and Post-test in Control Class	41
Appendix IV	The Standard Deviation and T-Test of Experimental and Control Class in pretest.....	43
Appendix V	Lesson Plan	49
Appendix VI	Research Instrument	71
Appendix VII	Documentation of Research	81



ABSTRACT

Name : Nurul Ainun Bosra
Reg. Number : 20400113013
Department/faculty : English Education/Tarbiyah and Teaching Science
Title : *The Use of Two Stay Two Stray Technique in Learning Reading Comprehension of Recount Text at Second Grade Students of SMPN 1 Sungguminasa*
Consultant I : Dr. Kamsinah, M.Pd.I.
Consultant II : Indah Fadhilah Rahman, S.Pd.I., M.Hum.

This study is about the use of Two Stay Two Stray technique in learning reading comprehension of recount text at the second grade students of junior high school. This research will describe (1) the difference of students' achievement in learning reading comprehension of recount text before and after using Two Stay Two Stray technique, (2) the extents of using Two Stay Two Stray technique in improving students' achievement in learning reading comprehension of recount text. The aims of this study are (1) to know whether there is a significant difference of students' achievement in learning reading comprehension of recount text, (2) to find out the extents of using Two Stay Two Stray technique in improving students' achievement in learning reading comprehension of recount text.

The study was designed in the form of quasi experimental research with non-equivalent control group design. Subjects in this study were one English teacher and two classes of second grade students in SMPN 1 Sungguminasa in academic year 2017/2018, which each class contained 30 students. Pre-test and post-test were given to both classes. Pre-test was given to see students' basic capability in reading before the treatment was conducted. Post-test will measure the effectiveness of the treatment toward students' reading achievement in certain period. Experimental class was taught by using Two Stay Two Stray Technique and the control class was taught by using Conventional Method that currently used by the teacher (Grammar Translation Method). The data were collected through pre-test and post-test by using multiple-choice test item.

The research findings indicated that there was a significant difference between students' pre-test and post-test in experimental class $t_{observation} > t_{table}$ ($3.15 > 2.00$) which means that the Null hypothesis (H_0) is rejected. Therefore, it can be inferred that two Stay Two Stray Technique has effectiveness in learning reading of recount text. The t-observation t_0 ($=3.15$) which is higher than t-table ($t_{table}=2.00$) shows that the effectiveness of Two Stay Two Stray Technique is significant in learning reading recount text compared to the use of other technique that currently used by the teacher on SMPN 1 Sungguminasa.

Based on these findings, which showed the students' score were higher after the treatment in experimental class indicated that the treatment is effective. As the result, the students have good score and attracted to learn reading. Furthermore, the use of Two Stay Two Stray technique was deeply effective to improve students' achievement in learning reading comprehension of recount text.

CHAPTER I

INTRODUCTON

A. Background

Reading is one of essential ways in building our knowledge. Reading provides us with some activities to help us to comprehend the written expression. Through reading we can get a lot of knowledges, informations, or even problem solutions. According to Gillet (2012), building knowledge is the phase of reading and finding out. So, reading can help us to get a lot of informations to expand our knowledge. In addition, reading is one of tools in learning which is always involved in classroom activities.

Furthermore, reading is one of the main focus in English subject, and it is important for students to be able to comprehend both functional text and simple essay such as recount text or descriptive text in their nearest environment in mastering reading skill. Therefore, every student is expected to be able to read and comprehend what kind of text above. But, based on the result conducted by the researcher in SMPN 1 Sungguminasa, there are several problems faced by the students. They are not able ro respond the teacher's question and they are not able to comprehend the text after teaching learning process. Finally, they get low score achievement in reading English.

Despite the problem can be caused by several factors such as motivation, interest, intelligence, or learning materials, but the teaching strategy is still major reason why the problems in reading are still happened. The researcher found some factors that affected students' reading comprehension related to strategies used in

the classroom. The first, the monotony of teaching strategies caused the students are bored when teaching learning process. The second, teacher's rule is teacher-dominated classroom structures, which means the students are passive while teaching learning process. The third, the students have low motivation to read. The fourth, students still have difficulties in some important aspects in reading, such as finding main idea, deciding general structures of the text, knowing the purpose of the text or specific language features of the text.

Realizing the facts above, it is necessary for teacher to foster reading on their students. The teacher should use appropriate methods and appropriate strategies which should be interesting to attract students' attention in reading. However teaching reading to students is not as easy as it seems because it needs many supporting aspects such as the background of the language, vocabulary, grammatical knowledge, experience with a text and other strategies to help them understanding the written text and also the students' habit of reading. In carrying out all those, a teacher must be able to discover the most appropriate methods that can be used to improve students' reading comprehension.

One of the various methods which can be applied in teaching reading is cooperative learning. Cooperative learning is not a new method in education. This method is structured in learning that involves students working together to reach a common goal. Students are required to interact with all learners in the class. The point of this method is emphasizing to the students to have social interaction with all learners in a class by deviding into small groups. It creates the opportunity for students to help their group members to solve the problem.

There are many techniques in cooperative learning class which can be applied in classroom activities. One of them is Two Stay Two Stray which is adapted from Kagan. This technique brings students to learn more through process constructing and creating working in group and sharing knowledge. Nevertheless, individual responsibility is still the key of success in learning English. This learning process is believed as being able to give chance to students to be involved in discussion. It also encourages critical thinking and willing to take responsibility of their own learning by enhancing of their reading comprehension.

From the explanation above, the researcher conclude that Two Stay Two Stray technique is very compatible to help students are involved in active learning because this strategy allows students to enhance their interdependence, individual accountability, interpersonal skills, face to face interaction and their group processing when they work in group. In learning process, this technique also can give students experience in gathering informations they get from the other groups to their own groups.

Based on the previous background of the study above, the researcher would like to conduct a study under a title *“The Use of Two Stay Two Stray Technique in Learning Reading Comprehension of Recount Text at Second Grade Students of SMPN 1 Sungguminasa”*

B. Reasearch Problem

Referring to some previous explanations, the researcher is excited to take research problem:

1. Is there any significant difference to the students' achievement in reading comprehension of recount text before and after using Two Stay Two Stray technique?

2. To what extent using Two Stay Two Stray technique is effective in improving students' achievement in learning reading comprehension of recount text?

C. Research Objectives

Based on the reasearch question above, the objective of the study are:

1. To know whether there is a significant difference of students' achievement in learning reading comprehension of recount text before and after using Two Stay Two Stray technique.

2. To examine the extent to which using Two Stay Two Stray in learning reading comprehension of recount text is effective in improving students' achievement at second grade students of SMPN 1 Sungguminasa.

D. Research Significances

The research is expected to give significant contributions, they are:

1. Theoretical Significance

This research is expected to be valuable information and contribution for the teaching and learning process. Two Stay Two Stray is a good technique in teaching and learning process. It is expected to be worthwhile information to improve teaching English in reading comprehension of recount text.

2. Practical Significant

a. For Students

This reasearch is expected to help the students when they learn reading recount text by using two stay two stray technique. So, the students can increase their score in reading comprehension especially in recount text.

b. For Teacher

This research can help the teacher to improve students' achievement, it is expected to give alternative contribution and information about the technique in teaching reading especially in recount text for English teacher in SMPN 1 Sungguminasa.

c. For the next Researcher

This research is expected to be able to give significance to the other researcher as a reference for the further studies on similar topic.

E. Research Scope

To make this research spesific, this research focuses on Two Stay Two Stray technique from cooperative learning that used in learning reading. In learning reading, the students are devided into small groups and read some recount texts then share the informations they get from the text to another group. The text focuses only in recount text which retells past events. For the place, the researcher conducted at the second grade students of SMPN 1 Sungguminasa.

F. Operational Definition of Terms

1. Reading Comprehension

Reading is the basic foundation on which the academic skills of individual are built. To master reading, the reader must have ability to recognize, analyze, and correlate the black marks in the paper into meaningful context. According to Broughton (2003), reading must be recognized that reading is a complex skill. First of these is the ability to recognize stylized shapes which are figures on a ground, curve, and line and dots in patterned relationships. Second of the skill involved in the complex is the ability to correlate the black marks on the paper, the pattern shapes, with language. A third skill which is involved in the total skill of reading is essentially an intellectual skill; this is the ability to correlate the black marks on the paper by way of the formal elements of language.

Reading is the process of transfer idea or information from the writer to the reader using the written language or the text. Furthermore, the definition of reading is varieties. According to Harmer (1994), reading is an exercise dominated by the eyes and the brain. The eyes receive messages and the brain then has to work out the significances of these messages. Meanwhile, Nunan (1999) stated, reading is an interactive process between what a reader already knows about a given topic or subject and what the writer writes.

Another statement comes from I.S.P. Nation who claims that an essential part of reading skill is the skill of being able to recognize the written forms and to connect them to their spoken forms and their meanings. A good reader will

understand what they read and they can explain what they read in their spoken form because they absolutely know what the meaning inside the text.

In fact, there will be difference between one reader with other readers in catching the meaning of the text that they have written. They will give interpretation based on their mind because comprehension has strong connection with readers' background knowledge.

Comprehension is a part of reading. It may also be said that comprehension is the core point in reading. It means that the successful reading is the reader who can comprehend for what they have read. The definition given by Flynn and Stainthorp (2006) which is quoted from Hoover and Gough explains that reading is product of decoding and comprehension. That means that reading result from an ability to decode the print and to comprehend the language that is thus unlocked. For them, when the reader read the text that is not mean activity for their own sake. They read because they want access to the information that's encoded the paper.

Comprehension is very important in the students' reading progress. Their comprehension will show how their academic progress. As stated by Arthy (2010) quoted, comprehension is one general component of reading which has a set of interrelated processes. Without the skills of reading comprehension and the motivations for reading to learn, students' academic progress is limited. According to Grellet (2010) stated that, reading comprehension is an understanding a written text means extracting the required information from it as effectively as possible.

Based on some opinions given above, reading comprehension is ability to decode and to construct the meanings or the message which the writer gave in the text. The ability involves an active process from the reader such as interpretation and reproduction for the meaning or the message of the text.

2. Purpose of Reading

In the real life, every time people read something, they read for a purpose. They read because they have a desire to do or a purpose to achieve. Many people used his time to read everyday in any kind of books, novels, articles, magazines, or newspaper. It is impossible to do if they do not have certain purpose why they read the books.

That phenomenon is similar with the statement of Aebersold and Field (1997) that when people read, they read for a purpose. Purpose determines how they read a text. They may read a text quickly or slowly and skimming or scanning. Everyone has their own purposes why they are reading. The reader usually read partly for the informations in a text. But the reader also has attention to finish their reading rapidly by getting the information inside.

Based on the explanation above, it can be inferred that every people have different purposes when they read a text and their purposes define how they read a text. A similar with the opinion of Aebersold and Field which remark that people vary reading behavior according to their purposes for reading.

According to Grabe and Stoller (2002) the purpose of reading has seven main point, namely: reading to search for simple information, reading to skim

quickly, reading to learn from text, reading to integrate information, reading to write, reading to critique text, and reading for general comprehension.

Based on the purposes which have been mentioned above, the researcher concludes that everytime people read, they read for a purpose. The purposes of reading vary from one another to another because every people have different needs. But the main point is when the reader wants to read, they want to get new informations.

3. Kinds of Reading

a. Intensive Reading

Harmer (2007) describes intensive reading as reading that focus on the construction of reading text which takes place usually in classroom. It is usually accompanied by study activities such as asking students' reading, teasing out of details meaning, or looking at particular uses of grammar. In addition, Nation (2009) states that intensive reading is the grammar-translation approach where the teacher works with the learners, using the first language to explain the meaning of a text, sentence by sentence.

From those definitions above, the reseacher assumes that intensive reading is reading which often used in the classroom to teach students to comprehend the text by giving them some study activities. The aim of intensive reading is to arrive an understanding, not only of what the text means, but how the meaning is produced.

b. Extensive Reading

The concept of extensive reading is different from intensive reading. Harmer (2007) explains extensive reading as reading which students do often away from the classroom such as reading novels, web pages, newspapers, or magazines. Extensive reading also should involve reading for pleasure.

Based on the explanation which has been mentioned above, the researcher sum up that extensive reading gives opportunity to the reader to understand reading without reading every language feature of the text. But, it's more focus to the meaning of the text. It also allows the students to read a lot of texts and books in order to get fluency in reading.

4. Reading Skill

a. Scanning

This skill requires students to be able scan the text for partiicular bits of information they are looking for. It means the students do not have to read every word or line, but they directly go to find spesific informations they are looking for. It is similar with Crawly and Marrit (2000) opinion which mentions that scanning is reading or examining something very quickly to find spesific information, such as the answer to a spesific question. Students should not have to read every word on the page to locate the answer.

From the those views, the researcher assumes that scanning is the type of reading which directly focuses on spesific informations in the page which the reader are looking for by avoiding reading every word on the page. The readers

do it very quickly to find what they need in order to get the informations and to answer the questions.

b. Skimming

The purpose of this skill is to get the general understanding of what the text is about. Skimming is done by running our eyes rapidly over a text. For example, when the students read a novel review, they only run their eyes over it to see what the novel is about and what the reviewer thought about the story.

In addition, Crawly and Merrit (2000) explains that skimming is reading rapidly and selectively, but purposively, rather than carefully, to get an overview of what the material is about. During skimming, students identify main ideas and a few of supporting details.

By those opinions, it can be said that skimming is the type of reading skill which focus to an overview of the text by running our eyes rapidly over the text. In this step, students are also more focus to find main ideas than supporting details.

c. Reading for Detailed Comprehension

This skill is very different from the skills mentioned above. Reading for detailed comprehension is more complex than two skills above. This skill required very rapid and automatic processing words, strong skills in forming a detailed meaning representation of main ideas, and efficient coordination of many processes under very limited time constraints. So, the researcher looks that reading for detailed comprehension needs fluency in reading because fluent reader can be automatically comprehend the text without giving them

much thought. Fluent reader also will avoid difficulties which often occur to students such as longer texts under time constraints.

5. Recount Text

a. Definition of Recount Text

In English, text is divided into some categories for example narrative text, recount text, procedure text, report text, and the others. Before the researcher discuss further about the definition of the recount text, better we know about the meaning of the text itself. Shinoda (2008) assume that, text is a meaningful linguistic unit in a context. Shinoda defined that either linguistic or non linguistic context can be mentioned as a text with one condition, they must be in meaningful linguistic.

Recount text is a text that telling about something which happened in the past to other people either by speaking or writing or retelling past experience to other people about an information of what occurred and when it occurred. According to Anderson (2003), a recount text is a piece of text that retell past events, usually in the order in which they occurred. Meanwhile based on Mark, stated that recount text is retelling what happened and recount has a social function because in recount text there is a story which involved other people.

From those explanations about the definition of recount text , it can be conclude that recount text is a text that telling about something which happened in the past to other people either by speaking or writing or retelling past experience to other about an information of what occurred and when it occurred.

b. The Purpose of Recount Text

When we make writing, we absolutely have a purpose to be delivered. According to Siahaan and Shinola, recount has a social purpos that is retelling an event with a purpose to inform or entertain the readers. In recount text, the writer must have intention to retell a story and entertain the reader and also inform what happened and when it happened.

c. The Generic Structure of Recount Text

A recount text usually has three main sections as follow:

- 1) Orientation: First paragraph gives background informations about who, what, where, and when about the story
- 2) Events: Series of paragraph that retell the events in the order in which they happened
- 3) Conclusion: A concluding parahraph

The language features usually found in recount text :

- 1) Proper noun to identify those involved in the text.
- 2) Descriptive words to give details about who, what, where, and how
- 3) The use of past tense to retell the events
- 4) Words that show the order of events

6. Two Stay Two Stray

a. Definition of Two Stay Two Stray

In teaching reading, one of various techniques which can be applied by the teacher is cooperative learning. Kagan (1992) regarding that, Cooperative Learning is a body of literature and research that has examined the effects of

cooperation in education. It offers ways to organize group work to enhance learning and increase academic achievement.

The point of Cooperative Learning technique is emphasizing to the students to have social interaction with all learners in a class by dividing into small groups. It creates the opportunity for students to help their group members to solve the problems. It is similar with opinion of Johnson (1999), Cooperative Learning is the instructional use of small groups so that students work together to maximize their own and each other's learning.

Cooperative learning has various techniques. One of them is Two Stay Two Stray (TSTS). Two Stay Two Stray (TSTS) technique is adapted from Spencer Kagan. This technique will bring students to active in learning process, because students will learn more through process constructing and creating working in group and sharing knowledge. Nevertheless, individual responsibility is still the key of success in learning English. This learning process is believed as being able to give chance to students to be involved in discussion. It also encourages critical thinking and is willing to take responsibility of their own learning by enhancing of their reading comprehension.

Furthermore, Two Stay Two Stray technique is very compatible to help students are involved in active learning because this technique allows students to enhance their interdependence, individual accountability, interpersonal skills, face to face interaction and their group processing when they work in group. In learning process, this technique also can give the students experience in gathering information when they become the strayer to other groups. In this activity the

students are encouraged to contribute their ideas to other students and after they come back to their group they must share the information they got from the other groups to their own groups.

b. The Steps of Two Stay Two Stray

According to Lie (2008), Two Stay Two Stray consists of some steps as follow:

- 1) The students are set in group of four students.
- 2) Then two students of each group will leave the group, each of the two students will stray to other groups.
- 3) The two staying students have task to share information and work result to their guests.
- 4) The guests excuse themselves and back to their group and report their findings from other groups.
- 5) The group matches and discusses the information.

c. The Advantage and Disadvantage of Two Stay Two Stray Technique

1. The advantage of Two Stay Two Stray
 - 1) Giving an opportunity to the students to decide their own concept by solving the problems.
 - 2) Giving an opportunity to the students to build their creativity and to communicate wiith their friends in group.
 - 3) Forming the habit of the students to open minded with their friends.
 - 4) Increasing the students' motivation in learning.

- 5) Helping teacher to reach learning goal, because the cooperative learning method is easy to be applied.
2. The disadvantage of Two Stay Two Stray
 - 1) Two Stay Two Stray needs more time for discussion.
 - 2) Students who seldom work in group will feel difficult to cooperate.
 - 3) Generally, fluent students in discussing usually dominate the discussion.

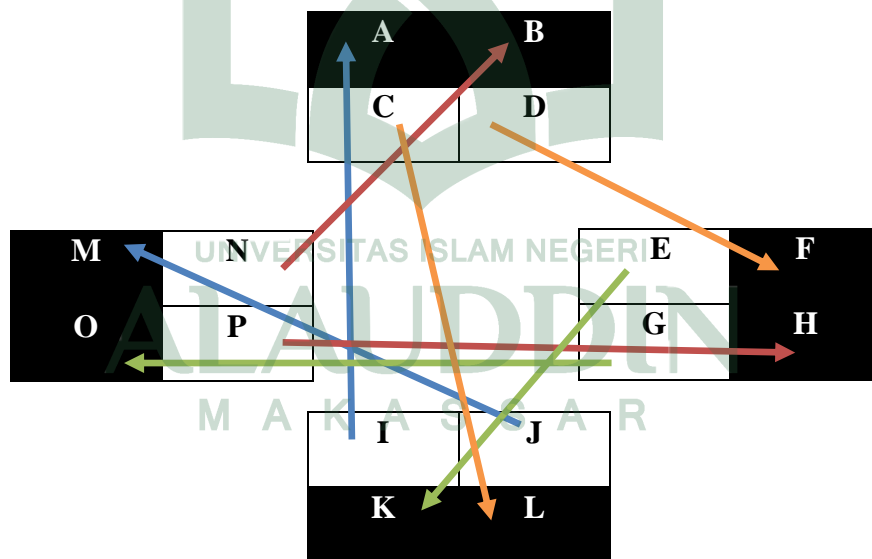
d. Teaching Recount Text Using Two Stay Two Stray

In two stay two stray, the students will be divided into four students each groups. Then, the teacher will give them a reading material to discuss in the group and decide how long they discuss in the group. Each group has different material to discuss. When time is up, two of four students in the group will leave the group to stray to other group to look for the informations. While the rest will stay in the group explain the material to other group who stray to them. This teaching learning process gives opportunity to the students to share their ideas related to material which is discussed.

In the real situation, the researcher would like to explain further about the implementation in the class. First, the teacher explains generally about recount text. Second, the teacher sets students in a group that consist of four students and gives them opportunity to discuss the material given by the teacher. Every group has different material to discuss. For example, a recount text which consist of some paragraphs divided by the teacher into part per part. Group 1 will discuss paragraph 1, group 2 will discuss paragraph 2, group 3 will discuss paragraph 3,

group 4 will discuss paragraph 4, and so on. After their 10 minutes discussion, two students of each group will leave the group to come other group to look for informations and the rest stay in their base group to welcome the strayers from other groups and share their group discussion. This will be carried out for five minutes. The strayers group may ask questions or give suggestions or comments on the explanation of strayers. This is carried out in five minutes. Then, after five minutes the two strayers of each group return to their base group, discuss and make a report for their group. After all activities are already held, the teacher will evaluate them by giving them a question or quiz about the material. The group with highest score will get reward from the teacher.

Two stay two stray model :



Where:

A - B - C - D - E - F - G - H - I - J - K - L - M - N - O - P = Students

= Stay
 = Stray

7. Grammar Translation Method

a. Definition of Grammar Translation Method

Grammar translation method is a method of teaching foreign languages derived from the classical method of teaching language. In grammar translation classes, students learn grammatical rules and then apply those rules by translating sentence between the target language and the native language. Advanced students may be required to translate whole text word-for-word. The method has two main goals: to enable students to read and translate literature written in the target language, and to further students' general intellectual development.

b. The Advantages and Disadvantages of Grammar Translation Method

Like the other method, grammar translation method has also many advantages and disadvantages. Those are as follow:

1) The Advantage of Grammar Translation Method

- a) Reduced teacher stress
- b) Focus in grammar, sentence structure and word meanings

2) The Disadvantages of Grammar Translation Method

- a) Learner motivation and participation
- b) unnatural and inaccurate pronunciation

c. Teaching Recount Text Using Grammar Translation Method

Teaching using grammar translation method used by the teacher as a center in teaching-learning process. In teaching reading, teacher used students' native language as a main communication. Teacher also emphasized that reading and writing is a major focus in learning. In the class, teacher must explain all

material to the students and students must listen to what teacher said. After teacher explained the material, teacher gives them chance to ask about the material. Then, teacher gives them task to do. Teacher does not give students chance to discuss the material with their friends, everything they do not understand they must ask directly to the teacher and teacher will explain to them.

In grammar translation method, understanding about grammar is much stressed. Grammar is also taught deductively. That's mean the teacher explain the rule of the grammar first, before they give exercise to the students to be analyzed. Besides, translation is also major attention in GTM. In teaching learning process, teacher will ask students to translate some passages or text whether from target language to native language or native language to target language.

In real situations, the researcher would like to explain further about the implementation teaching recount text in the class. First, teacher will explain about general structure of recount text and language features that usually found in recount text. While the teacher explains the material, the students must be listening and they may not ask before the teacher finished explaining the material. Second, the teacher gives an example of recount text to the students. The teacher will ask students to identify general structures, types of tenses used in the text, or translating the text. The students do their work by themselves; they may not discuss or collaborate with their friends in doing their work. Teacher also gives them a chance to ask what they do not understand with the materials.

Teacher also emphasize in reading comprehension question, antonym or synonym, memorization, or using word in sentence in grammar section.

The major characteristic of Grammar Translation Method can be summed up in the following list :

- 1) Instruction is given in the native language of the students
- 2) There is little use of the target language for communication
- 3) Focus is on grammatical parsing
- 4) There is early reading of difficult text
- 5) Typical exercise is to translate sentence from the target language into the native language
- 6) The result of this approach is usually an inability on the part of the students to use the language for communication
- 7) The teacher does not have to be able to speak the target language

CHAPTER II

REVIEW OF RELATED LITERATURE

A. Previous of Related Research Finding

1. Previous Related Research Findings

Some studies dealing with the investigation of how Cooperative Learning improves students' reading comprehension, especially Two Stay Two Stay technique, are conducted by some researchers. The brief explanation of those studies is described as follows:

The first, a research was done by Supriyanto (2009) in MA Jam'iyah Islamiyah Pondok Aren with the title *The Effectiveness of Two Stay Two Stay Technique to Teach Narrative Reading Text*. The research focuses on experimental research about whether Two Stay Two Stay technique can improve students' comprehension in learning reading narrative text. The result of the study shows that learning through Two Stay Two Stay of cooperative learning model can improve their comprehension significantly.

The second, Aris Agung Wibowo (2013) conducted a study in order to investigate the effectiveness of using Two Stay Two Stay technique toward teaching reading comprehension of with the title is *The Effectiveness of Using Two Stay Two Stay Technique in Teaching Reading Comprehension of Second Year Students in SMPN 1 Sumbergempol in Academic Year 2012/2013*. This research uses experimental research.

The third, the research was conducted by Destiyawarni (2015) in the title *The Use of Two Stay Two Stay Technique in Teaching Reading Comprehension*

on *Narrative Text*. This research uses experiment research and the result is the students' comprehension in reading narrative text improves significantly.

Referring to previous findings above indicate that Two Stay Sto Stray technique in learning reading help the students to improve their reading comprehension especially for recount text. Therefore, the researcher decides to use Two Stay Two Tray technique to improve students' ability in comprehend the text.

B. Theoretical Framework

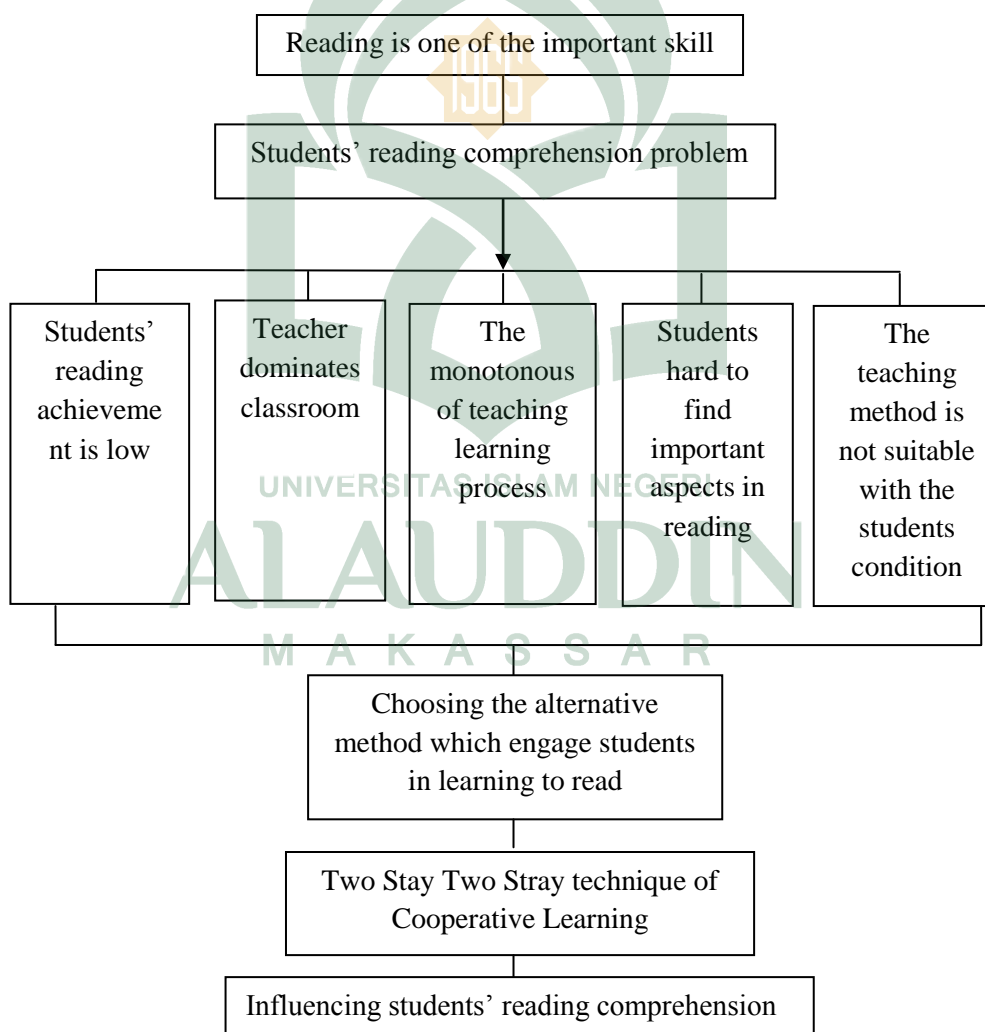


Figure 2.1. Theoretical Framework

Reading is one of essential ways in building our knowledge. Reading is the interaction between the writer and the reader through the written language using the process of transfer idea or information from the writer to the reader. Reading is one of tools in learning which is always involved in classroom activities. By mastering reading, students are able to comprehend and to use the language because it also builds the other abilities.

But in reality in the class, the researcher found that the students were not able to respond the teacher's question and they were not able to comprehend the texts after teaching learning process. Finally, they got low score achievement in reading English. After analyzing the case, the researcher found some causal factors that affected students' reading comprehension. The first, the problem comes from the students such as they had low motivation to read, they had difficulties in interpreting some aspects in reading, etc. The second, the problem comes from the teacher. The teaching learning strategy used by the teacher was monotonous, therefore it made the students were bored while teaching learning process. The other aspect is most activities in the classroom is dominated by the teachers, therefore student had little rules in teaching learning process. Hence, the researcher assumes that the teacher should find an alternative and appropriate technique in teaching reading.


Those explanations above are seemed to be reason for the researcher to conduct this research. Because the teaching strategy is a major problem in this research, the teacher must find alternative and appropriate technique which can be

applied in the classroom. Finally, that technique is hoped to give the influences in students' reading comprehension.

C. Hypothesis

H₁ : The use of Two Stay Two Stray technique is effective to enhance the students' reading comprehension at the second grade students of SMPN 1 Sungguminasa.

H₀ : The use of using Two Stay Two Stray technique is not effective to enhance the students' reading comprehension at the second grade students of SMPN 1 Sungguminasa.



CHAPTER III

RESEARCH METHODOLOGY

A. Research Design

The research was conducted with Quasi Experimental Design, exactly Non-equivalent Control Group Design which the sample is chosen purposively. In this method, there were two classes, they were experiment class and control class. The researcher implemented Two Stay Two Stray (TSTS) technique in the experiment class and conventional technique (Grammar Translation Method) was delivered in the control class. This study gave treatment to the experiment class by applying Two Stay Two Stray technique in teaching reading, and the researcher observed the result of teaching learning process by classroom observation and test.

E	O ₁	X	O ₂
C	O ₃	-	O ₄

Where:

E : Experimental class

C : Control class

O₁ : Pre-test in experimental class

O₂ : Pre-test in control class

X : Treatment for experimental class by using classical music

O₃ : Post- test in experimental class

O₄ : Post -test in control class

(Sugiyono, 2015:116)

This method was appropriate in the research because it could describe whether method Two Stay Two Stray could improve student's reading comprehension or not. Besides that, the researcher could easily conduct this method because the researcher could use purposive sampling because only pre-experimental and quasi-experimental design could use it.

B. Research Variable

This research had two variables that would be manipulated by the researcher. They were independent variable (X) and dependent variable (Y). Independent variable was a factor which was manipulated by the researcher to determine the relationship between the phenomena observed. While dependent variable was a factor which was observed and measured to determine the effect of independent variable (Arikunto, 1993:161). The independent variable (X) in this research was Two Stay Two Stray technique, and the dependent variable (Y) in this research was the students' achievement in learning reading recount text.

C. Place and Time of the Research

This research was held at SMPN 1 Sungguminasa, which was located at Jl. H. Habibu Kulle No. 25. The research was conducted from September up to October 2017.

D. Population and Sample

1. Population

The population of this research was taken from the second grade students of SMPN 1 Sungguminasa. There were 8 classes of second grade, they were 8 A,

8 B, 8 C, 8 D, 8 E, 8 F, 8 G, 8 H. Each class consisted of 30 students. The total number of population was 256 students.

2. Sample

The researcher used Quasi Experimental Design, exactly Nonequivalent Control Group Design in which two classes taken as sample by using purposive sampling. In this case, the researcher chose class 8 A as the experimental class and class 8 B as the control class. The researcher chose these classes because according to the English teacher in SMPN 1 Sungguminasa, these classes were easy to observed. And each of the classes consists of 30 students, therefore the total number of sample is 60 students. The researcher implemented Two Stay Two Stray (TSTS) technique in the first class and conventional technique that currently used by the teacher (Grammar Translation Method) implemented in the second class. The reason for taking these classes as the sample was based on recommendation of the English teacher of SMPN 1 Sungguminasa that this class was easier to be observed.

E. Research Instrument

The instrument that used by the researcher in this research was reading recount text. This text applied in this research as written test which consist of 20 multiple choice questions. The researcher focused on Two Stay Two Stray technique to improve students' comprehension in reading recount text.

The students of both groups were given pre-test before the treatment. Pre-test used to find out the students' comprehension in reading text and it was given to the students at the first meeting before being given the treatment. Post-test used to

know whether there was an improvement of the students' comprehension in reading text after being treated using Two Stay Two Stray Technique.

F. Data Collection Procedure

1. Pre-test

The pre-test was administrated at the first day of the first week. The test applied to measure the students' reading comprehension before treatment.

2. Treatment

Treatment is the way to improve students' reading comprehension in recount text by using Two Stay Two Stray technique. After giving the pre-test the students taught by using Two Stay Two Stray technique. The treatments took place within 6 meetings, which 2 meetings for pre-test and post-test, and 4 meetings for giving treatment. It took 90 minutes for each class.

3. Post-test

The post-test used after giving treatment to the students. The test was same as the pre-test before. In this post-test the researcher would like to see the improvement of the students after giving treatment which measured the effectiveness of Two Stay Two Stray technique towards students' reading achievement in a certain period.

G. Data Analysis Technique

The data was collected through the test by using inferential statistic percentage. Scores also used to know the students' ability in reading comprehension. The steps under taken in quantitative analysis employing the following formulas:

1. Scoring the student's correct answer of pre-test and pos-test

$$\text{Score} = \frac{\text{Total correct answer}}{\text{Total number of item}} \times 100$$

(Warsito, 1992:59)

2. Tabulating the score of the students formula into the following classification:

No.	Rate of score	Categories
1.	96 – 100	Excellent
2.	86 – 95	Very good
3.	76 – 85	Good
4.	66 – 75	Fairly good
5.	56 – 65	Fair
6.	36 – 55	Poor
7.	0 – 35	Very poor

(Arikunto, 1993:129)

3. Calculating the mean score of the students' answer of pre-test and post-test, the researcher used the formula as follow:

$$\bar{x} = \frac{\sum x}{N} \times 100\%$$

Where :

 \bar{x} = mean score $\sum x$ = sum of all scores

N = total number of the respondents

(Sugiyono, 2015:54)

4. Illuminating the statistically data a research analysis data quantity using the following formula:

$$P = \frac{F}{N} \times 100$$

Where :

P = persentase

F = number of correct frequency

N = total number of sample

(Warsito, 1992:59)

5. The formula used in calculating the standard deviation is:

$$SD = \sqrt{\frac{SS}{N}}, \text{ where } SS = \sum X^2 - \frac{(\sum X)^2}{N1}$$

Where :

SD = standard deviation

SS = the sum of square

N = total number of the subjects

$\sum X^2$ = the sum of all square; each score is squared and all the squares are added up

$(\sum X)^2$ = the square of the sum; all the scores are added up and the sum

(Sugiyono, 2015:58)

6. The formula used in finding out the difference between students' score in Pre-Test and in Post-Test is:

$$t = \frac{\bar{x}_1 - \bar{x}_2}{\sqrt{\left(\frac{SS_1 + SS_2}{n_1 + n_2 - 2}\right) \left(\frac{1}{n_1} + \frac{1}{n_2}\right)}}$$

Where:

t = test of significance

\bar{x}_1 = mean score of experimental group

\bar{x}_2 = mean score of controlled group

SS_1 = sum square of experimental group

SS_2 = sum square of controlled group

n_1 = number of students of experimental group

n_2 = number of students of controlled group

(Sugiyono, 2015:273)

7. The result of the t-test was compared with t-table to see if there were a significant difference between the experimental class and control class, on the other hand, the experiment was effective or not.

T table > t test = Effective

T table < t test = Not effective

(Sugiyono, 2015:274)

CHAPTER IV

FINDINGS AND DISCUSSION

This chapter deals with two sections namely findings and discussion. It presents the findings of the research which are presented as data description, and the discussion of the findings reveals argument and further explanation of the findings. Furthermore, the researcher analyzed the data consisting of the result of pre-test and post-test either in experimental class or control class.

A. Findings

Findings of the study dealt with the presentation rate of students' score were obtained from the test to find the mean score, standard deviation, and hypothesis testing.

1. The classifications of the students' pre-test scores in Experimental and Control Class.

Table 4.1. The Distribution of Frequency and Percentage Score of Experimental Class in Pre-Test

No	Classification	Score	Frequency	Percentage(%)
1	Excellent	96-100	0	0
2	Very Good	86-95	0	0
3	Good	76-85	1	3.3
4	Fairly Good	66-75	2	6.6

5	Fair	56-65	1	3.3
6	Poor	36-55	9	30
7	Very Poor	0-35	18	60
Total			30	100%

Table 4.1 showed the percentage score of the experiential class in the pre-test from 30 students. None of the students obtained excellent or very good score, there were 1 (3.3%) student obtained good score, 2 (6.6%) students obtained fairly good score, 1 (3.3%) students obtained fair score, 9 (30%) students obtained poor score, and 18 (60%) students obtained very poor score.

Table 4.2. The Distribution of Frequency and Percentage Score of Control Class in Pre-Test

No	Classification	Score	Frequency	Percentage(%)
1	Excellent	96-100	0	0
2	Very Good	86-95	0	0
3	Good	76-85	1	3.3
4	Fairly Good	66-75	3	10
5	Fair	56-65	13	43.3
6	Poor	36-55	6	20
7	Very Poor	0-35	7	23.3
Total			30	100%

Table 2 showed the percentage of score of control class in pre-test from 30 students, none of the students obtained excellent or very good score. There was 1 (3.3%) student obtained good score, 3 (10%) students obtained fairly good score, 13 (43.3%) students obtained fair score, 6 (20%) students obtained poor score, and 7 (23.3%) students obtained very poor score.

Based on the table 1 and 2, it can be concluded that, the rate percentage in pre-test for experimental class was lower than the rate percentage of control class.

2. The Classification of Students' Post-Test Scores in Experimental and Control class

Following table showed the distribution of frequency and percentage of final score of learning reading comprehension of recount text by using two stay two stray technique at the second year of SMPN 1 Sungguminasa in post-test for experimental and control class.

Table 4.3. The Distribution of Frequency and Percentage Score of Experimental Class in Post-Test

No	Classification	Score	Frequency	Percentage(%)
1	Excellent	96-100	-	-
2	Very Good	86-95	2	6.6
3	Good	76-85	12	40

4	Fairly Good	66-75	5	16.6
5	Fair	56-65	7	23.3
6	Poor	36-55	3	10
7	Very Poor	0-35	1	3.3
Total			30	100%

The rate percentage of experimental class score in post-test from 30 students as table 3 above showed that none of the students obtained excellent score. There were 2 (6.6%) students obtained very good score, 12 (40%) students obtained good score, 5 (16.6%) students obtained fairly good score, 7 (23.3%) students obtained fair score, 3 (10%) students obtained poor score, and 1 (3.3%) student obtained very poor score.

Table 4.4. The Distribution of Frequency and Percentage Score of Control Class in Post-Test

No	Classification	Score	Frequency	Percentage(%)
1	Excellent	96-100	-	-
2	Very Good	86-95	-	-
3	Good	76-85	-	-
4	Fairly Good	66-75	1	3.3
5	Fair	56-65	14	46.6

6	Poor	36-55	8	26.6
7	Very Poor	0-35	6	20
Total			30	100%

The rate percentage control class score in post-test from 30 students as table 4 above showed that none of the students obtained excellent, very good, and good score. There were 1 (3.3%) students obtained fairly good score, 14 (46.6%) students obtained fair score, 8 (26.6%) students obtained poor score, and 6 (20%) students obtained very poor score.

Base on the result above, it can be concluded that the rate percentage in post-test for experimental class was higher than the rate percentage control class score. Although the value did not far different, it can be seen in table 3 and 4. In experimental class only 3 (10%) students obtained poor score and 1 (3.3%) student obtained very poor score. While in control class there were 8 (26.6%) students obtained poor score and 6 (20%) students obtained very poor score.

3. Mean Score and Standard Deviation of Experimental Class and Control Class

After calculating the result of the students' score, the main score and standard deviation of both classes can be presented in the following table.

Table 4.5. The Mean Score and Standard Deviation of Experimental Class and Control Class

Class	Pre-test		Post-test	
	Mean Score	Standard Deviation	Mean Score	Standard Deviation
Experiment	44.83	15.67	71.13	15.34
Control	52.33	16.06	61.3	9.51

The table above indicated that the mean score of experimental class in pre-test was 44.83 and the standard deviation was 15.67 while the mean score of control class in pre-test was 52.33 and the standard deviation was 16.06. The mean score of experimental class in post-test was 71.13 and the standard deviation was 15.34. The mean score of control class in post-test was 61.3 and its standard deviation was 9.51. It can be concluded from both classes; the experimental class obtained higher mean score in post-test than the control class.

4. The hypothesis Testing

The significant score between experimental and control class can be concluded by using t-test. The result of the t-test can be seen in table 6 as follow:

Table 4.6. The T-Test of Students' Achievement

Variable	T-test	T-table
Post-test	3.15	2.00

Table 4.6 showed the result of test of significance testing. For the level of significance (p) 0,05 and the degree of freedom (df) $(N_1+N_2) -2 = (30 + 30) -2 =$

58, showed that the value of the t-test was higher than t-table. The result of the test clearly showed that there was a significant difference between the students score in the experimental and control class after the treatment two stay two stray technique. It indicated that the use of two stay two stray technique is effective to enhance the students' reading comprehension at the second grade students of SMPN 1 Sungguminasa. It meant H_0 was rejected because the t-test was higher than t-table ($3.15 > 2.00$). Therefore, the hypothesis of the research was accepted.

B. Discussion

In this research, the researcher applied two stay two stray technique of which purpose was to find out whether the use of two stray two stay technique was effective or not in learning reading comprehension on recount text. Two stay two stray refers to a teaching technique that gives chances to the students to share the result and information to the other groups. The students were set in group of four students. Two students of each group left the group, each of the two students visited the other groups. Then, two students stayed in their group to share result and information from the material to the guests.

Two stay two stray was an effective to teach reading comprehension, particularly on recount text. This technique could encourage students to be active in learning and made students learn reading with work group with little instruction from the teacher and they answered the question of worksheet together. It also increased students' responsibility and students' understanding about the text. In

two stay two stray activity, students were divided into the stayers and strayers. This particular job could increase students' responsibility and involvement during the learning process. Moreover, students could share and help one another about how to comprehend the recount text not only in their original group but also in another group. In addition, students who guided and helped their friends got advantages in two stay two stray activity, because when the students teach they learn more and more.

Furthermore, the researcher found that the students had positive interdependence during the activities in group. They discussed the text together and made their conclusions or answers based on the results of their discussion. The students also had positive relationships and good interactions in their teams. Because each team had students with different proficiency levels, different genders and different family backgrounds. The smart students shared their knowledge with those who were not too clever. This brought a good atmosphere to the groups during the learning process and a strong sense of teamwork among them. By applying two stay two stray technique in learning reading, the teacher only acted as the controller, guidance consultant and motivator. The teacher was not active in discussing the material but only explained the guidelines for the discussions.

Then, analysis of the mean score in post-test between the experimental and control class ensured if the technique used was effective. The statistical analysis from the result of the use of two stay two stray technique in this research showed that the students' achievement before teaching by using two stay two stray

technique was still low both of experimental class and control class. It was proven by the result before treatment. Contrarily, as the result of the post-test, there was a significant development in the post-test between experimental and control class. However, the result score of the post-test in the experimental class was more significant than the result score of control class.

For these reasons, the researcher concluded that the treatment of two stay two stray technique is beneficial to increase the students' achievement at the second year students of SMPN 1 Sungguminasa.



CHAPTER V

CONCLUSION AND SUGGESTION

This chapter presents the conclusions as well as few suggestions of this research. Suggestions were taken based on findings and conclusions obtained in this research.

A. Conclusions

Based on the findings, it can be concluded that the result of data analysis in post-test showed the total score of students in experimental class was 2280 and 1700 for control class. In addition, the mean score in post-test for experimental class was 70,31 and 53,12 for control class. The data showed that the students score in experimental class was higher than control class. It meant that two stay two stray technique was more effective than conventional method in learning reading comprehension particularly on recount text at second grade students of SMPN 1 Sungguminasa in academic year 2017/2018.

Furthermore, based on the result of t-test formula, which figured out the hypothesis testing, it showed that $t_{\text{observation}} (t_0) > t_{\text{table}} (t_t) = 3.15 > 2.00$ There was significant difference between students' reading comprehension taught by using two stay two stray technique and conventional method. The data showed the students' competence in experimental class was higher than control class. The t-test for both classes in post-test was 3.15 compared to the t-table with 2.00 since the score of t-test was larger than the score of t-table, null hypothesis (H_0) was

rejected. It meant the two stay two stray technique which was applied in experimental class was effective to improve students' achievement in learning reading of recount text.

From this research, the researcher highlights that two stay two stray technique is not only help students' raise their comprehension up, but it also builds students' mental abilities to share knowledge to their friends and take responsibility of their own group.

B. Suggestion

Based on conclusion above, the researcher would like to give some suggestion as follow:

1. The english teachers have to be able to organize teaching reading activites and have to give suitable and interesting materials to the students in order to rise their enthusiasim.
2. The teachers should find out the effective technique in teaching reading comprehension because many students think that reading is a tedious activity.
3. The teachers should be aware of the students' condition nowadays by having the knowledge about various methods in teaching and learning.
4. The teachers are expected to be creative especially in motivating their students to read.

5. The teacher should use the texts which familiar to the students. In this case, the students will not have difficulties in understanding the text, so they can discuss with their friends well.
6. The teachers should prepare time division in every part of implementing Two Stay Two Stray Technique.
7. The students should participate in diiscussions, because this technique more focuses in working group. So every member of the groups should participate in order to get good understanding of the topic.
8. For the further researcher is suggested to find much reference about Two Stay Two Stray Technique.

BIBLIOGRAPHY

- Anderson, Mark and Anderson. *Text Types in English*. South Yarra: Macmillan Education Australia PTY LTD. 2003.
- Arikunto, Suarsimi. *Prosedur Penelitian Suatu Pendekatan Praktek*. Jakarta: Rineka Cipta. 1993.
- Arthy V. *Enhancing Reading Comprehension Skills through Small Group Interaction Techniques: A Comparative Study*. International Journal of Scientific Research 1. 2012.
- Broughton, G., et al. *Teaching English as a Foreign Language*. New York: Routledge. 2003.
- Cayabyab, Eleonor C., and Jacobs, George M. *Making Small Groups Work Via Cooperative Learning*. The ACELT Journal-Practical Papers on Teaching English Language and Literature in Philipines. 1999.
- Crawley, Sharon J. and Merrit, King. *Remediating Reading Difficulties*. Third Edition. USA: The McGraw- Hill Companies. 2000.
- Destiyawarni. *The Use of Two Stay Two Stray Technique in Teaching Reading Comprehension on Narrative Text*. Thesi: Tanjungpura University. Pontianak. 2015.
- Emzir. *Metodologi Penelitian Pendidikan Kuantitatif dan Kualitatif*. Jakarta: PT Raja Grafindo Persada. 2008.
- Fatoni, Nur. *The Influence of Using Two Stay Two Stray in Learning Reading Comprehension of Recount Text*. Thesis: Tarbiya and Teachers Training Faculty Syarif Hidayatullah University. Jakarta. 2014.
- Flynn, Naomi and Stainthorp, Rhona. *The Learning and Teaching of Reading and Writing*. Cornwall: Whurr Publisher Limited. 2006.
- Gillet, Jean W., et al. *Understanding Reading Problem: Assesment and Instruction. Eight Edition*. Boston: Pearson Education, Inc. 2012.
- Grabe, William and Stoller, Fredricka L. *Teaching and Researching Reading*. London: Pearson Education. 2002.
- Grellet, Francoise. *Developing Reading Skill*. Cambridge: Cambridge University Press. 2010.

- Harmer, Jeremy. *The Practice of English Language Teaching. New Edition.* London: Longman Publishing. 1994.
- Kagan, Spencer and Kagan, Miguel. *Kagan Cooperative Learning.* San Clamente: Kagan Publishing. 2009.
- Lie, Anita. *Cooperative Learning: Mempraktikkan Cooperative Learning di Ruang-Ruang Kelas.* Jakarta: Gramedia Widiasarana Indonesia. 2002.
- Nation, I.S.P. *Teaching ESL/EFL Reading and Writing.* New York: Routledge. 2009.
- Nunan, David. *Designing Task for the Communicative Classroom.* Cambridge: Cambridge University Press. 1999.
- Siahaan, Sanggam and Shinoda, Kisno. *Generic Text Structure.* Yogyakarta: Graha Ilmu. 2008.
- Sugiyono. *Memahami Penelitian Pendidikan.* Bandung: Alfabeta. 2015.
- Supriyanto. *The Effectiveness of Two Stay Two Stray Technique to Teach Narrative Reading Text.* Thesis: UIN Syarif Hidayatullah University. Jakarta. 2009.
- Wibowo, Aris Agung. *The Effectiveness of Using Two Stay Two Stray Technique in Teaching Reading Comprehension of Second Year Students in SMPN 1 Sumbergempol in Academic Year 2012/2013.* Thesis: IAIN Tulungagung. 2013.



APPENDIX 1
The Students' Attendance List (Experimental Class)

No	Name	1	2	3	4	5	6
1	A. Muh. Akil Hidayat						
2	Akmal Rayhan						
3	A. Muh. Abrar						
4	A. Tenri Ulan						
5	Anggun Nur Olivia						
6	Aqilah Deapathi Assahra						
7	Arya Dwi Putra						
8	Eka Yuliana Wijayani						
9	Kasmawati						
10	M. Aqsa Rafli						
11	Mirza Triasita						
12	Muh. Ardi Firmansyah						
13	Muh. Farhan Ali						
14	Muh. Fathur Rahman						
15	Muh. Fauzan Halim						
16	Muh. Friyansyah Firman						
17	Muh. Haerun Yasin						
18	Muh. Rayhan Febriandi						
19	Muh. Rizqullah						
20	Muh. Dimas Tri Putra						
21	Muh. Guntur Ardhana						
22	Muh. Rayhan Abdillah						
23	Nur Azizah Angelita						
24	Nurmayzarah						
25	Nurul Hajra Aulia						
26	Reehan Rhanaya						
27	Siti Nur Haliza						
28	Sri Wahyuni						
29	Syaiful Nur Karim						
30	Valentino Zacky						

The Students' Attendance List (Control Class)

No	Name	1	2	3	4	5	6
1	A. Muh. Raffi Hajjaj						
2	Caesar Teofilus						
3	Dirgayudha Sabhana						
4	Eka Puspitasari						
5	Eka Wahyuni						
6	Fhajar Pratama						
7	Hardina Tri Utami						
8	Izmul Azzam						
9	Jenny Yuspriliyanti						
10	Muh. Alif Ambara						
11	Muh. Andika Kurniawan						
12	Muh. Azizul						
13	Muh. Fahrul Asad Hijaz						
14	Muh. Fadel						
15	Muh. Fadil Arib						
16	Muh. Fahmi Sayyid						
17	Muh. Faiz Al Aqsha						
18	Muh. Hilman Khaidir						
19	Muh. Rafi Tauhid Hamzah						
20	Muh. Ramadhani						
21	Muh. Nabil						
22	Nadya Nadatul Hikma						
23	Nurfadillah						
24	Nurul Dian Amaliah						
25	Rezki Suci Ramadhani						
26	Rizki Muliani						
27	Saddam Husein						
28	Said Alsyabari Ramadhan						
29	Siti Nurnasyah						
30	Muh. Abdul Faid						

APPENDIX II

The Results of Students' Pre-test and Post-test in Experimental Class

Number of Respondents	Pre-test		Post-test	
	Score (X)	X^2	Score (x)	X^2
1	30	900	80	6400
2	45	2025	80	6400
3	50	2500	70	4900
4	40	1600	50	2500
5	30	900	90	8100
6	70	4900	60	3600
7	50	2500	80	6400
8	40	1600	60	3600
9	50	2500	80	6400
10	40	1600	85	7225
11	70	4900	90	8100
12	50	2500	40	1600
13	50	2500	80	6400
14	80	6400	75	5625
15	30	900	75	5625
16	40	1600	80	6400
17	50	2500	85	7225
18	40	1600	60	3600
19	40	1600	80	6400
20	30	900	60	3600
21	30	900	65	4225
22	40	1600	65	4225
23	40	1600	70	4900
24	60	3600	70	4900
25	34	1156	80	6400
26	50	2500	65	4225
27	50	2500	80	6400
28	40	1600	50	2500
29	30	900	80	6400

30	50	2500	50	2500
Total	1345	53181	2134	158626
Mean Score	44.83		71.13	



UNIVERSITAS ISLAM NEGERI
ALAUDDIN
M A K A S S A R

APPENDIX III

The Results of Students' Pre-test and Post-test in Control Class

Number of Respondents	Pre-test		Post-test	
	Score (X)	χ^2	Score (x)	χ^2
1	50	2500	60	3600
2	40	1600	55	3025
3	60	3600	60	3600
4	60	3600	65	4225
5	50	2500	40	1600
6	50	2500	60	3600
7	60	3600	65	4225
8	60	3600	30	900
9	70	1600	60	3600
10	60	3600	60	3600
11	34	1156	60	3600
12	60	3600	65	4225
13	60	3600	55	3025
14	80	1600	50	2500
15	70	1600	60	3600
16	50	2500	50	2500
17	60	3600	40	1600
18	60	3600	65	4225
19	40	1600	60	3600
20	60	3600	40	1600
21	30	900	60	3600
22	45	2025	60	3600
23	70	1600	50	2500
24	50	2500	45	2025
25	60	3600	40	1600
26	40	1600	70	4900
27	60	3600	55	3025
28	60	3600	50	2500
29	40	1600	50	2500

30	50	2500	60	3600
Total	1570	74681	1839	92171
Mean Score	52.33		61.3	



UNIVERSITAS ISLAM NEGERI
ALAUDDIN
M A K A S S A R

APPENDIX IV:**The Standard Deviation and T-Test of Experimental and Control Class in pretest***1. Standard Deviation of Pretest in Experimental Class*

$$SD = \sqrt{\frac{SS}{N-1}}, \text{ where } SS = \sum X^2 - \frac{(\sum X)^2}{N}$$

$$SS = \sum X^2 - \frac{(\sum X)^2}{N}$$

$$53181 - \frac{1345^2}{30}$$

$$53181 - \frac{1809025}{30}$$

$$53181 - 60300.83$$

$$SS1 = -7119.83$$

$$SD = \sqrt{\frac{SS}{N-1}}$$

$$SD = \sqrt{\frac{-7119.83}{30-1}}$$

$$= \sqrt{\frac{-7119.83}{29}}$$

$$= \sqrt{245.81}$$

$$SD = 15.67$$

1. *Standard Deviation of Pretest in Control Class*

$$SD = \sqrt{\frac{SS}{N-1}}, \text{ where } SS = \sum X^2 - \frac{(\sum X)^2}{N}$$

$$SS = \sum X^2 - \frac{(\sum X)^2}{N}$$

$$74681 - \frac{(1570)^2}{30}$$

$$74681 - \frac{2464900}{30}$$

$$74681 - 82163.33$$

$$SS = -7482.33$$

$$SD = \sqrt{\frac{SS}{N-1}}$$

$$SD = \sqrt{\frac{-7482.33}{30-1}}$$

$$= \sqrt{\frac{-7482.33}{29}}$$

$$= \sqrt{-258.01}$$

$$SD = 16.06$$

1. T-test in the pretest

$$t = \frac{\bar{x}_1 - \bar{x}_2}{\sqrt{\left(\frac{SS_1 + SS_2}{n_1 + n_2 - 2}\right) \left(\frac{1}{n_1} + \frac{1}{n_2}\right)}}$$

$$t = \frac{44.83 - 52.33}{\sqrt{\left(\frac{(-7119.83) + (-7482.33)}{30 + 30 - 2}\right) \left(\frac{1}{30} + \frac{1}{30}\right)}}$$


$$t = \frac{-7.5}{\sqrt{\left(\frac{-14602.16}{58}\right) \left(\frac{2}{30}\right)}}$$

$$t = \frac{-7.5}{\sqrt{(-251.76)(0.06)}}$$

$$t = \frac{-7.5}{\sqrt{-15.10}}$$

$$t = \frac{-7.5}{-3.88}$$

$$t = 1.93$$



The Standard Deviation and T-Test of Experimental and Control Class in Posttest

1. Standard Deviation of Posttest in Experimental Class

$$SD = \sqrt{\frac{SS}{N-1}}, \text{ where } SS = \sum X^2 - \frac{(\sum X)^2}{N}$$

$$SS = \sum X^2 - \frac{(\sum X)^2}{N}$$

$$158626 - \frac{2134^2}{30}$$

$$158626 - \frac{4553956}{30}$$

$$158626 - 151798.53$$

$$SS1 = 6827.47$$

$$SD = \sqrt{\frac{SS}{N-1}}$$

$$SD = \sqrt{\frac{6827.47}{30-1}}$$

$$= \sqrt{\frac{6827.47}{29}}$$

$$= \sqrt{235.43}$$

$$SD = 15.34$$

2. Standard Deviation of Posttest in Control Class

$$SD = \sqrt{\frac{SS}{N-1}}, \text{ where } SS = \sum X^2 - \frac{(\sum X)^2}{N}$$

$$SS = \sum X^2 - \frac{(\sum X)^2}{N}$$

$$92171 - \frac{(1639)^2}{30}$$

$$92171 - \frac{2686321}{30}$$

$$92171 - 89544.03$$

$$SS = 2626.97$$


$$SD = \sqrt{\frac{SS}{N-1}}$$

$$SD = \sqrt{\frac{2626.97}{30-1}}$$

$$= \sqrt{\frac{2626.97}{29}}$$

$$= \sqrt{90.58}$$

$$SD = 9.51$$



UNIVERSITAS ISLAM NEGERI

ALAUDDIN

MAKASSAR

2. T-test in the pretest

$$t = \frac{\bar{x}_1 - \bar{x}_2}{\sqrt{\left(\frac{SS_1 + SS_2}{n_1 + n_2 - 2}\right) \left(\frac{1}{n_1} + \frac{1}{n_2}\right)}}$$

$$t = \frac{71.13 - 61.3}{\sqrt{\left(\frac{6827.47 + 2626.97}{30 + 30 - 2}\right) \left(\frac{1}{30} + \frac{1}{30}\right)}}$$


$$t = \frac{9.83}{\sqrt{\left(\frac{9454.44}{58}\right) \left(\frac{2}{30}\right)}}$$

$$t = \frac{9.83}{\sqrt{(163)(0.06)}}$$

$$t = \frac{9.83}{\sqrt{9.78}}$$

$$t = \frac{9.83}{3.12}$$

$$t = 3.15$$



UNIVERSITAS ISLAM NEGERI

ALAUDDIN

MAKASSAR

Appendix V:**Lesson Plan**

RENCANA PELAKSANAAN PEMBELAJARAN (RPP)
(EXPERIMENT CLASS)

Nama Sekolah : SMPN 1 Sungguminasa
 Mata Pelajaran : Bahasa Inggris
 Kelas/Semester : VIII (Delapan)/I
 Linguistic Aspect : Reading
 Alokasi Waktu : 1 x 90 Menit
 Jenis Teks : Recount Text
 Tahun Pelajaran : 2017/2018
 Pertemuan ke : 1 (Satu)

1. Standar Kompetensi

5. Memahami makna teks tulis fungsional dan esai pendek sederhana berbentuk *descriptive text* dan *recount* yang berkaitan dengan lingkungan sekitar.

Kompetensi Dasar

5.1 Merespon makna dan langkah retorika dalam esai pendek sederhana secara akurat, lancar dan berterima yang berkaitan dengan lingkungan sekitar dalam teks berbentuk *descriptive* dan *recount*.

Indikator

1. Mengidentifikasi langkah retorika teks *recount*
2. Mengidentifikasi tujuan komunikatif teks *recount*

Tujuan Pembelajaran

Pada akhir pelajaran siswa dapat :

- a. Mengetahui langkah retorika dalam teks *recount*
- b. Mengetahui tujuan komunikatif teks *recount*

Karakter Siswa yang Diharapkan

Percaya Diri (*Confidence*)
 Rasa hormat dan perhatian (*respect*)
 Rasa Ingin Tahu (*Curiosity*)

2. Materi Pembelajaran

Generic Structure of Recount Text

- *A Recount Text* is a text that telling the reader about one story, action, or activity. Its goal is to entertaining or informing the reader.
- *Orientation* tells who was involved, what happened, where the events took place, and when it happened.
- *Events* tell what happened and it what sequence.
- *Reorientation* consist of optional-closure of events/ending.

3. Metode Pembelajaran

Cooperative Learning (Two Stay Two Stray Technique)

4. Langkah-langkah Kegiatan

A. Kegiatan Pendahuluan

Apersepsi :

- Menyapa siswa dengan mengucapkan salam dan mengucapkan selamat pagi
- Menanyakan kabar siswa
- Tanya jawab singkat tentang hari ini (saat pengajaran berlangsung)
- Memberikan pertanyaan untuk menghubungkan ke judul yang akan dipelajari

Motivasi :

- Menjelaskan pentingnya materi yang akan dipelajari berikut kompetensi yang harus dikuasai siswa.

B. Kegiatan Inti

Eksplorasi

Dalam kegiatan eksplorasi guru, guru:

- Menjelaskan generic structure dan tujuan komunikatif teks *recount*
- Membagi siswa ke dalam sebuah kelompok yang beranggotakan 4 orang
- Melakukan tanya jawab dengan arti dan fungsi maupun tujuan komunikatif dalam teks *recount*
- Memberikan tugas atau uraian materi kepada masing-masing kelompok untuk didiskusikan bersama kelompoknya. Anggotanya yang sudah mengerti dapat menjelaskan pada anggota lainnya sampai semua anggota dalam kelompok tersebut mengerti.
- Memfasilitasi terjadinya interaksi antar peserta didik dengan guru, lingkungan, dan sumber belajar lainnya.
- Melibatkan peserta didik secara aktif dalam setiap kegiatan pembelajaran.

Elaborasi

Dalam kegiatan elaborasi, guru :

- Membimbing siswa berdiskusi mengerjakan tugas untuk membahas permasalahan yang terdapat dalam uraian materi tersebut.
- Menentukan dua orang siswa dari tiap kelompok pergi bertamu ke kelompok lain sesuai dengan format yang telah ditentukan oleh guru.
- Memastikan dan mengontrol dua orang siswa yang bertukar pendapat dengan kelompok lain mengenai permasalahan dalam uraian materi. Sedangkan anggota kelompok yang tetap tinggal dalam kelompok bertugas sebagai tuan rumah yang akan memberikan penjelasan dan tukar pendapat mengenai permasalahan dalam materi yang diberikan guru dengan anggota dari kelompok lain.
- Siswa yang bertamu kembali ke kelompok masing-masing dan menjelaskan hasil temuannya kepada temannya yang tetap tinggal dalam kelompok.
- Siswa mempresentasikan jawaban hasil diskusi kelompoknya di depan kelas
- Memberi kesempatan untuk berpiir, menganalisis, menyelesaikan masalah, dan bertindak tanpa rasa takut
- Memfasilitasi peserta didik dalam pembelajaran kooperatif
- Memfasilitasi peserta didik berkompetisi secara sehat untuk meningkatkan prestasi belajar
- Memfasilitasi peserta didik untuk menyajikan hasil kerja individual maupun kelompok
- Memfasilitasi peserta didik melakukan kegiatan yang menumbuhkan kebanggaan dan rasa percaya diri peserta didik.

Konfirmasi

Dalam kegiatan konfirmasi, guru:

- Bertanya jawab tentang hal-hal yang belum diketahui siswa
- Bertanya jawan meluruskan kesalahpahaman,memberikan penguatan dan penyimpulan.

C. Kegiatan Penutup

Dalam kegiatan penutup, guru :

- Bersama-sama dengan peserta didik dan/atau sendiri membuat rangkupan/simpulan pelajaran
- Melakukan penilaian dan/atau refleksi terhadap kegiatan yang sudah dilaksanakan secara konsisten dan terprogram

- Memberikan umpan balik terhadap proses dan hasil pembelajaran
- Mengakhiri pertemuan dengan salam

5. Penilaian

Indikator Pencapaian Kompetensi	Teknik Penilaian	Bentuk Instrumen	Instrumen/Soal
<ul style="list-style-type: none"> ➤ Mampu menjawab soal tertulis dari teks <i>recount</i> ➤ Mengidentifikasi <i>generic structure</i> dan tujuan komunikatif teks <i>recount</i> 	Objective test	Multiple Choice	Terlampir

QUIZ 1

Last holiday, I went to Surabaya with my friend for vacation. We went there on a night bus.

When we arrived in Lamongan, the bus stopped at a small restaurant for a rest. I got off the bus to get a cup of ginger tea, and my friend drank some cold lemonade. Then I went to the toilet. It took only a few minutes.

When I came out again, the bus was not there. *It* had gone! My friend was not there too. Feeling shocked and confused, I asked a waitress about the bus. She said that the bus departed about five minutes ago.

I tried to call my friend on my cell-phone, but the battery was running low. I could not do anything but hope and pray. After several minutes, my wish came true. The bus came back! I got on the bus and walked to my seat. I was so ashamed when everybody on the bus looked at me. I could feel my face turn red.

1. What is the topic of the text above?
 - A. My vacation
 - B. Vacation to Surabaya
 - C. Vacation with family
 - D. Vacation to foreign country

2. What did the writer do when the bus stop for rest in Lamongan
 - A. The writer bought some souvenirs
 - B. The writer drank some cold lemonade
 - C. The writer went to the toilet
 - D. The writer got off the bus to get a cup of ginger tea

3. What did the writer feel when the bus is not there?
 - A. Ashamed
 - B. Shocked and confused
 - C. Sad and Angry
 - D. Disappointed

4. How many friend that the writer had to join the vacation?
 - A. One
 - B. Two
 - C. Three
 - D. Four

- 5....The bus was not there. *It* had gone!
The word *it* in paragraph three refers to?
- A.The writer
 - B.The writer's friend
 - C.The bus
 - D.The waitress



RENCANA PELAKSANAAN PEMBELAJARAN (RPP)
(EXPERIMENT CLASS)

Nama Sekolah : SMPN 1 Sungguminasa
Mata Pelajaran : Bahasa Inggris
Kelas/Semester : VIII (Delapan)/I
Linguistic Aspect : Reading
Alokasi Waktu : 1 x 90 Menit
Jenis Teks : Recount Text
Tahun Pelajaran : 2017/2018
Pertemuan ke : 2 (Dua)

1. Standar Kompetensi

5. Memahami makna teks tulis fungsional dan esai pendek sederhana berbentuk *descriptive text* dan *recount text* yang berkaitan dengan lingkungan sekitar.

Kompetensi Dasar

5.1 Merespon makna dan langkah retorika dalam esai pendek sederhana secara akurat, lancar dan berterima yang berkaitan dengan lingkungan sekitar dalam teks berbentuk *descriptive* dan *recount*.

Indikator

1. Mengidentifikasi langkah retorika teks *recount*
2. Mengidentifikasi tujuan komunikatif teks *recount*

Tujuan Pembelajaran

Pada akhir pelajaran siswa dapat :

- a. Mengetahui ciri kebahasaan teks *recount*
- b. Memahami *simple past tense*
- c. Memahami makna kosakata sulit dalam teks *recount*

Karakter Siswa yang Diharapkan

- Percaya Diri (*Confidence*)
- Rasa hormat dan perhatian (*respect*)
- Rasa Ingin Tahu (*Curiosity*)

2. Materi Pembelajaran

Language Features of Recount Text

- Names of those involved: *who, when, where, why*
- Time and sequence words to show order of events: *then, next, finally*
- Simple past tense

3. Metode Pembelajaran

Cooperative Learning (Two Stay Two Stray Technique)

4. Langkah-langkah Kegiatan

A. Kegiatan Pendahuluan

Apersepsi :

- Menyapa siswa dengan mengucapkan salam dan mengucapkan selamat pagi
- Menanyakan kabar siswa
- Tanya jawab singkat tentang hari ini (saat pengajaran berlangsung)
- Memberikan pertanyaan untuk menghubungkan ke judul yang akan dipelajari

Motivasi :

- Menjelaskan pentingnya materi yang akan dipelajari berikut kompetensi yang harus dikuasai siswa.

B. Kegiatan Inti

Eksplorasi

Dalam kegiatan eksplorasi guru, guru:

- Membagi siswa ke dalam sebuah kelompok beranggotakan 4 orang
- Melakukan tanya jawab mengenai ciri-ciri kebahasaan yang mereka temukan dalam teks *recount* dan melakukan tanya jawab tentang kosakata sulit yang mereka temukan di dalam teks.
- Melakukan tanya jawab tentang ciri kebahasaan (termasuk *simple past tense*) dalam teks *recount*.
- Memberikan tugas atau uraian materi kepada masing-masing kelompok untuk didiskusikan bersama kelompoknya. Anggotanya yang sudah mengerti dapat menjelaskan pada anggota lainnya sampai semua anggota dalam kelompok tersebut mengerti.
- Memfasilitasi terjadinya interaksi antar peserta didik dengan guru, lingkungan, dan sumber belajar lainnya.
- Melibatkan peserta didik secara aktif dalam setiap kegiatan pembelajaran.

Elaborasi

Dalam kegiatan elaborasi, guru :

- Membimbing siswa berdiskusi mengerjakan tugas untuk membahas permasalahan yang terdapat dalam uraian materi tersebut.
- Menentukan dua orang siswa dari tiap kelompok pergi bertamu ke kelompok lain sesuai dengan format yang telah ditentukan oleh guru
- Memastikan dan mengontrol dua orang siswa yang bertukar pendapat dengan kelompok lain mengenai permasalahan dalam uraian materi. Sedangkan anggota kelompok yang tetap tinggal dalam kelompok bertugas sebagai tuan rumah yang akan memberikan penjelasan dan tukar pendapat mengenai permasalahan dalam materi yang diberikan guru dengan anggota dari kelompok lain.
- Siswa yang bertamu kembali ke kelompok masing-masing dan menjelaskan hasil temuannya kepada temannya yang tetap tinggal dalam kelompok.
- Siswa mempresentasikan jawaban hasil diskusi kelompoknya di depan kelas
- Memberi kesempatan untuk berpiir, menganalisis, menyelesaikan masalah, dan bertindak tanpa rasa takut
- Memfasilitasi peserta didik dalam pembelajaran kooperatif
- Memfasilitasi peserta didik berkompetisi secara sehat untuk meningkatkan prestasi belajar
- Memfasilitasi peserta didik untuk menyajikan hasil kerja individual maupun kelompok
- Memfasilitasi peserta didik melakukan kegiatan yang menumbuhkan kebanggaan dan rasa percaya diri peserta didik.

Konfirmasi

Dalam kegiatan konfirmasi, guru:

- Bertanya jawab tentang hal-hal yang belum diketahui siswa
- Bertanya jawaban meluruskan kesalahpahaman, memberikan penguatan dan penyimpulan.


C. Kegiatan Penutup

Dalam kegiatan penutup, guru :

- Bersama-sama dengan peserta didik dan/atau sendiri membuat rangkuman/simpulan pelajaran
- Melakukan penilaian dan/atau refleksi terhadap kegiatan yang sudah dilaksanakan secara konsisten dan terprogram
- Memberikan umpan balik terhadap proses dan hasil pembelajaran
- Mengakhiri pertemuan dengan salam

5. Penilaian

Indikator Pencapaian Kompetensi	Teknik Penilaian	Bentuk Instrumen	Instrumen/Soal
<ul style="list-style-type: none"> ➤ Mampu menjawab soal tertulis dari teks <i>recount</i> ➤ Mengidentifikasi <i>generic structure</i> dan tujuan komunikatif teks <i>recount</i> 	Objective test	Multiple Choice	Terlampir



Read the following text carefully, then identify the language feature of the text.

I had my adolescence when I was thirteen. It started with acne that showed up on my face. It was very annoyin. It lowered my self-esteem and I was embarassed to come out of my house and play with my friends.

Fortunately, my Mum gave me a good medicine. In three weeks, the acnes started to vanish although those showed some black spots in my face.

That was my bad experience with adolescene, though there were still lots of good experiece too.

EXERCISE 2

Dear Diary,

I had a bad experiece this morning. I had just (1) my 15th birthday yesterday. The party was very good. When I (2) this morning, I felt very happy about the party.

I got on with my usual morning activities and went to school. When I arrived at school and entered my classroom, everubody was looking at me. I wondered, "why are they looking at me?"

I didn't think about it much, so I sat in my usual chair. Suddenly, all of my friends were laughing. They were pointing at my face. I felt very embarrassed so I ran to the rest room. There was a mirror there. I looked to the mirror to find out why. I was surprised to see a big red pimple on my forehead. My classmates were laughing at me because I looked like an Indian actress. I had never had pimple before, so the whole day I had to cover my forehead with a head band.

- UNIVERSITAS ISLAM NEGERI
ALAUDDIN
M A K A S S A R
1. a. Celebrated
b. Celebrates
c. Celebration
d. Celebrate
 2. a. Wake up
b. Wakes up
c. Woke up
d. Waked up
 3. "They were pointing at my face" (paragraph 3). The underlined word refers to...
a. My family
b. My friends
c. My face
d. My classroom
 4. "I felt very embarrassed so I ran to the rest room" (paragraph 3) The underlined word means...
a. Shy
b. Shocked
c. Confident
d. Calm

5. "I was surprised to see a big red pimple on my forehead". The underlined word has the same meaning as...
- a. Enthusiastic
 - b. Terrified
 - c. Shocked
 - d. Excited



RENCANA PELAKSANAAN PEMBELAJARAN (RPP)
(EXPERIMENT CLASS)

Nama Sekolah : SMPN 1 Sungguminasa
Mata Pelajaran : Bahasa Inggris
Kelas/Semester : VIII (Delapan)/I
Linguistic Aspect : Reading
Alokasi Waktu : 1 x 90 Menit
Jenis Teks : Recount Text
Tahun Pelajaran : 2017/2018
Pertemuan ke : 3 (Tiga)

1. Standar Kompetensi

5. Memahami makna teks tulis fungsional dan esai pendek sederhana berbentuk *descriptive text* dan *recount text* yang berkaitan dengan lingkungan sekitar.

Kompetensi Dasar

5.1 Merespon makna dan langkah retorika dalam esai pendek sederhana secara akurat, lancar dan berterima yang berkaitan dengan lingkungan sekitar dalam teks berbentuk *descriptive* dan *recount*.

Indikator

1. Mengidentifikasi langkah retorika teks *recount*
2. Mengidentifikasi tujuan komunikatif teks *recount*

Tujuan Pembelajaran

Pada akhir pelajaran siswa dapat :

- a. Mengidentifikasi dan mengetahui gagasan utama dalam teks pendek berbentuk *recount*
- b. Mengidentifikasi informasi dalam teks

Karakter Siswa yang Diharapkan

- Percaya Diri (*Confidence*)
- Rasa hormat dan perhatian (*respect*)
- Rasa Ingin Tahu (*Curiosity*)

2. Materi Pembelajaran

Language Features of Recount Text

- Names of those involved: *who, when, where, why*
- Time and sequence words to show order of events: *then, next, finally*
- Simple past tense

3. Metode Pembelajaran

Cooperative Learning (Two Stay Two Stray Technique)

4. Langkah-langkah Kegiatan

A. Kegiatan Pendahuluan

Apersepsi :

- Menyapa siswa dengan mengucapkan salam dan mengucapkan selamat pagi
- Menanyakan kabar siswa
- Tanya jawab singkat tentang hari ini (saat pengajaran berlangsung)
- Memberikan pertanyaan untuk menghubungkan ke judul yang akan dipelajari

Motivasi :

- Menjelaskan pentingnya materi yang akan dipelajari berikut kompetensi yang harus dikuasai siswa.

B. Kegiatan Inti

Eksplorasi

Dalam kegiatan eksplorasi guru, guru:

- Membagi siswa ke dalam sebuah kelompok beranggotakan 4 orang
- Melakukan tanya jawab mengenai ciri-ciri kebahasaan yang mereka temukan dalam teks *recount* dan melakukan tanya jawab tentang kosakata sulit yang mereka temukan di dalam teks.
- Melakukan tanya jawab tentang ciri kebahasaan (termasuk *simple past tense*) dalam teks *recount*.
- Memberikan tugas atau uraian materi kepada masing-masing kelompok untuk didiskusikan bersama kelompoknya. Anggotanya yang sudah mengerti dapat menjelaskan pada anggota lainnya sampai semua anggota dalam kelompok tersebut mengerti.
- Memfasilitasi terjadinya interaksi antar peserta didik dengan guru, lingkungan, dan sumber belajar lainnya.
- Melibatkan peserta didik secara aktif dalam setiap kegiatan pembelajaran.

Elaborasi

Dalam kegiatan elaborasi, guru :

- Membimbing siswa berdiskusi mengerjakan tugas untuk membahas permasalahan yang terdapat dalam uraian materi tersebut.
- Menentukan dua orang siswa dari tiap kelompok pergi bertamu ke kelompok lain sesuai dengan format yang telah ditentukan oleh guru
- Memastikan dan mengontrol dua orang siswa yang bertukar pendapat dengan kelompok lain mengenai permasalahan dalam uraian materi. Sedangkan anggota kelompok yang tetap tinggal dalam kelompok bertugas sebagai tuan rumah yang akan memberikan penjelasan dan tukar pendapat mengenai permasalahan dalam materi yang diberikan guru dengan anggota dari kelompok lain.
- Siswa yang bertamu kembali ke kelompok masing-masing dan menjelaskan hasil temuannya kepada temannya yang tetap tinggal dalam kelompok.
- Siswa mempresentasikan jawaban hasil diskusi kelompoknya di depan kelas
- Memberi kesempatan untuk berpiir, menganalisis, menyelesaikan masalah, dan bertindak tanpa rasa takut
- Memfasilitasi peserta didik dalam pembelajaran kooperatif
- Memfasilitasi peserta didik berkompetisi secara sehat untuk meningkatkan prestasi belajar
- Memfasilitasi peserta didik untuk menyajikan hasil kerja individual maupun kelompok
- Memfasilitasi peserta didik melakukan kegiatan yang menumbuhkan kebanggaan dan rasa percaya diri peserta didik.

Konfirmasi

Dalam kegiatan konfirmasi, guru:

- Bertanya jawab tentang hal-hal yang belum diketahui siswa
- Bertanya jawaban meluruskan kesalahpahaman, memberikan penguatan dan penyimpulan.


C. Kegiatan Penutup

Dalam kegiatan penutup, guru :

- Bersama-sama dengan peserta didik dan/atau sendiri membuat rangkuman/simpulan pelajaran
- Melakukan penilaian dan/atau refleksi terhadap kegiatan yang sudah dilaksanakan secara konsisten dan terprogram
- Memberikan umpan balik terhadap proses dan hasil pembelajaran
- Mengakhiri pertemuan dengan salam

5. Penilaian

Indikator Pencapaian Kompetensi	Teknik Penilaian	Bentuk Instrumen	Instrumen/Soal
<ul style="list-style-type: none"> ➤ Mampu menjawab soal tertulis dari teks <i>recount</i> ➤ Mengidentifikasi <i>generic structure</i> dan tujuan komunikatif teks <i>recount</i> 	Objective test	Multiple Choice	Terlampir



Name :

Group :

QUIZ 3

I had my adolescence when I was thirteen. It started with acne that showed up on my face. It was very annoyin. It lowered my self-esteem and I was embarassed to come out of my house and play with my friends.

Fortunately, my Mum gave me a good medicine. In three weeks, the acnes started to vanish although those showed some black spots in my face.

That was my bad experience with adolescence, though there were still lots of good experience too.

1. What is the type of the text?
 - a. Descriptive text
 - b. Recount text
 - c. Narrative text
 - d. Report Text
2. What is the generic structure of the first paragraph?
 - a. Reorientation
 - b. Orientation
 - c. Resolution
 - d. Event
3. The second paragraph is called...
 - a. Orientation
 - b. Reorientation
 - c. Event
 - d. Resolution
4. The last parahraph is called...
 - a. Orientation
 - b. Reorientation
 - c. Event
 - d. Resolution
5. What is the purpose of the text above?
 - a. To entertain the reader
 - b. To amuse the reader
 - c. To persuade the reader to do something
 - d. To tell the reader about the writer experience

RENCANA PELAKSANAAN PEMBELAJARAN (RPP)
(EXPERIMENT CLASS)

Nama Sekolah : SMPN 1 Sungguminasa
Mata Pelajaran : Bahasa Inggris
Kelas/Semester : VIII (Delapan)/I
Linguistic Aspect : Reading
Alokasi Waktu : 1 x 90 Menit
Jenis Teks : Recount Text
Tahun Pelajaran : 2017/2018
Pertemuan ke : 4 (Empat)

1. Standar Kompetensi

5. Memahami makna teks tulis fungsional dan esai pendek sederhana berbentuk *descriptive text* dan *recount text* yang berkaitan dengan lingkungan sekitar.

Kompetensi Dasar

5.1 Merespon makna dan langkah retorika dalam esai pendek sederhana secara akurat, lancar dan berterima yang berkaitan dengan lingkungan sekitar dalam teks berbentuk *descriptive* dan *recount*.

Indikator

1. Mengidentifikasi langkah retorika teks *recount*
2. Mengidentifikasi tujuan komunikatif teks *recount*

Tujuan Pembelajaran

Pada akhir pelajaran siswa dapat :

- a. Mengidentifikasi dan mengetahui gagasan utama dalam teks pendek berbentuk *recount*
- b. Mengidentifikasi informasi dalam teks

Karakter Siswa yang Diharapkan

Percaya Diri (*Confidence*)
Rasa hormat dan perhatian (*respect*)
Rasa Ingin Tahu (*Curiosity*)

2. Materi Pembelajaran

Language Features of Recount Text

- Names of those involved: *who, when, where, why*
- Time and sequence words to show order of events: *then, next, finally*
- Simple past tense

3. Metode Pembelajaran

Cooperative Learning (Two Stay Two Stray Technique)

4. Langkah-langkah Kegiatan

A. Kegiatan Pendahuluan

Apersepsi :

- Menyapa siswa dengan mengucapkan salam dan mengucapkan selamat pagi
- Menanyakan kabar siswa
- Tanya jawab singkat tentang hari ini (saat pengajaran berlangsung)
- Memberikan pertanyaan untuk menghubungkan ke judul yang akan dipelajari

Motivasi :

- Menjelaskan pentingnya materi yang akan dipelajari berikut kompetensi yang harus dikuasai siswa.

B. Kegiatan Inti

Eksplorasi

Dalam kegiatan eksplorasi guru, guru:

- Membagi siswa ke dalam sebuah kelompok beranggotakan 4 orang
- Melakukan tanya jawab mengenai ciri-ciri kebahasaan yang mereka temukan dalam teks *recount* dan melakukan tanya jawab tentang kosakata sulit yang mereka temukan di dalam teks.
- Melakukan tanya jawab tentang ciri kebahasaan (termasuk *simple past tense*) dalam teks *recount*.
- Memberikan tugas atau uraian materi kepada masing-masing kelompok untuk didiskusikan bersama kelompoknya. Anggotanya yang sudah mengerti dapat menjelaskan pada anggota lainnya sampai semua anggota dalam kelompok tersebut mengerti.
- Memfasilitasi terjadinya interaksi antar peserta didik dengan guru, lingkungan, dan sumber belajar lainnya.
- Melibatkan peserta didik secara aktif dalam setiap kegiatan pembelajaran.

Elaborasi

Dalam kegiatan elaborasi, guru :

- Membimbing siswa berdiskusi mengerjakan tugas untuk membahas permasalahan yang terdapat dalam uraian materi tersebut.
- Menentukan dua orang siswa dari tiap kelompok pergi bertamu ke kelompok lain sesuai dengan format yang telah ditentukan oleh guru
- Memastikan dan mengontrol dua orang siswa yang bertukar pendapat dengan kelompok lain mengenai permasalahan dalam uraian materi. Sedangkan anggota kelompok yang tetap tinggal dalam kelompok bertugas sebagai tuan rumah yang akan memberikan penjelasan dan tukar pendapat mengenai permasalahan dalam materi yang diberikan guru dengan anggota dari kelompok lain.
- Siswa yang bertamu kembali ke kelompok masing-masing dan menjelaskan hasil temuannya kepada temannya yang tetap tinggal dalam kelompok.
- Siswa mempresentasikan jawaban hasil diskusi kelompoknya di depan kelas
- Memberi kesempatan untuk berpiir, menganalisis, menyelesaikan masalah, dan bertindak tanpa rasa takut
- Memfasilitasi peserta didik dalam pembelajaran kooperatif
- Memfasilitasi peserta didik berkompetisi secara sehat untuk meningkatkan prestasi belajar
- Memfasilitasi peserta didik untuk menyajikan hasil kerja individual maupun kelompok
- Memfasilitasi peserta didik melakukan kegiatan yang menumbuhkan kebanggaan dan rasa percaya diri peserta didik.

Konfirmasi

Dalam kegiatan konfirmasi, guru:

- Bertanya jawab tentang hal-hal yang belum diketahui siswa
- Bertanya jawaban meluruskan kesalahpahaman, memberikan penguatan dan penyimpulan.


C. Kegiatan Penutup

Dalam kegiatan penutup, guru :

- Bersama-sama dengan peserta didik dan/atau sendiri membuat rangkuman/simpulan pelajaran
- Melakukan penilaian dan/atau refleksi terhadap kegiatan yang sudah dilaksanakan secara konsisten dan terprogram
- Memberikan umpan balik terhadap proses dan hasil pembelajaran
- Mengakhiri pertemuan dengan salam

5. Penilaian

Indikator Pencapaian Kompetensi	Teknik Penilaian	Bentuk Instrumen	Instrumen/Soal
<ul style="list-style-type: none"> ➤ Mampu menjawab soal tertulis dari teks <i>recount</i> ➤ Mengidentifikasi <i>generic structure</i> dan tujuan komunikatif teks <i>recount</i> 	Objective test	Multiple Choice	Terlampir



Name :

Group :

QUIZ 4

When I was in junior high school, I was not a very diligent student. In fact, I was quite lazy. I hated all the subjects that I took during school, especially science. For me science was very difficult. It was hard for me to remember the chemical processes, physics calculations, and biological processes.

Once, my teacher grounded me in the library because I didn't do my Biology homework. The teacher asked me to read several books and make a summary about them. When I was browsing the shelves, I found a book entitled "The inventors of Medicine". I thought "Ok, this is a start". I took it out and began reading it. I learned from the book about Edward Jenner. He was an English doctor who found the cure for smallpox. The next one was Louis Pasteur. His interest in bacteria led him to discover the treatments for rabies and anthrax. Just like Pasteur, Robert Koch's experiment on bacterial also proved that tuberculosis can be spread to others by contact. Finally, there was Alexander Flemming, a British bacteriologist who found the first antibiotic and penicillin.

After I read the book, I realized that science is useful for human kind. By studying, we can discover things that can help human kind. Therefore, since that moment, I managed to change my behavior and became a doctor.

1. When did the story place?
2. Was the writer a diligent student?
3. What lessons did the writer hate?
4. What was the title of the book that the writer read?
5. Who were mentioned in the book? Who were they?
6. What happened to the writer after he read the book?

Appendix V:**Research Instrument****SOAL PRE-TEST BAHASA INGGRIS KELAS VIII****Name :****Class :***Text for no 1-4*

It was the beginning of July. My friend and I were going on vocation on the beach. We chose the beach because it was the cheapest place for our vocation.

We left home so early in the morning because the beach was far enough. We arrived there at 10.00 a.m.

At the beach the weather was sunny and clear. We were about to take the banana boat when suddenly the weather changed into cloudy and the waves become so high. It was terrible. Everything shook terribly. We started to scream in fear because of the thunder and lightning. Then it rained very heavily. We ran to the house near the beach. I held my parent's hands. We were praying together, when mom was trying to calm me down.

Not long after the rain stopped and the extreme weather changed slowly. But we didn't want to continue our vocation longer. We decided to go home as soon as possible.

On the way home we thanked God for saving us from bad weather on the beach. It was really a terrible experience.

- UNIVERSITAS ISLAM NEGERI
ALAUDDIN
M A K A S S A R
1. What does the text talk about?

a. Interesting experience in the beach	c. Nice experience on the beach
b. Good experience on the beach	d. Bad experience on the beach

 2. When did the writer and his family arrive in the beach?

a. In 10.00 a.m.	c. In the afternoon
b. At noon	d. In the evening

 3. The writer spent the vocation in the beach because?

a. It was cheap	c. It doesn't take a long time
b. It was free of charge	d. It has a beautiful view

 4. The type of the text is ...

a. Descriptive	c. Narrative
----------------	--------------

b. Recount

d. Report

Text for no. 5-7

The day of my 15th birthday is a memorable time for me. Many friends and relatives came to the party was something that was very special to me.

It was the day of my party, the day I would never forget. The party started at 7 p.m. My mom and my sister had already been busy since early morning. Although we ordered the food from the restaurant, still they had many things to do in the kitchen. I was called in the house to help with food, decorations, and chairs.

The party started when many people had come at around 7.15 p.m. We gathered in the living room. With beautiful gown my father bought me a few days ago, I felt like a queen. Everybody sang the birthday song. I blew up the candles and cut the birthday cake. The most exciting moment was after those activities, that was when the time to play games came. My brother led the activities. We all had a good time. We played lots of games. When my friends and I were playing game, older people were chatting upstairs. Before the party I had practiced magic trick for many days, now the day finally came. I could show everyone my tricks. Everyone loved to show.

Another thing that made me happy was the birthday present. I got three dolls: American girl doll named Bekah, a butterfly baby doll and a cabbage patch doll which you could feed peanut butter and jelly. That day was the best birthday ever.

5. What is the purpose of the text?

- a. To describe the memorable birthday party
- b. To retell the writer's past birthday party
- c. To inform about the games in the birthday party
- d. To entertain the readers with the story of the party

6. What is the main idea of the third paragraph?

- a. The birthday party started early
- b. The writer was very proud of her birthday gown
- c. The writer enjoyed the activities in her birthday party
- d. The writer's brother was very good at playing games

7. The last paragraph is called...

- a. Orientation
- b. Reorientation
- c. Event
- d. Resolution

Text for no. 8-10

I just recently came to my hometown in Padang. There my friends and I went to visit the local beach. We went just for a walk. There were a lot of pretty rocks and shells around the beach. We were attracted to collect them.

Among the colorful rocks and shells I found a white and rectangular bottle. I was really interested because of its unique shaped. I was rinsing the sand off it when I noticed that there was something inside it.

I held it againts sunlight and saw, to my surprise, two tiny hearts shape pendant. They were connected by an arrow. The words I LOVE YOU were below it. We had lots of fun coming up with different stories of how this tiny treasure ended up in our beach.

8. What did the writer find in the beach?
- | | |
|-----------------------------------|----------|
| a. A white and rectangular bottle | c. Shell |
| b. Rocks | d. Stone |
9. “.... because of its unique shape” (paragraph 2). The underlined word means...
- | | |
|----------------|---------|
| a. Picturesque | c. Fine |
| b. Colorful | d. Old |
10. The writer writes the text in order to...
- | | |
|------------------------|-------------------------|
| a. Tell his experience | c. Entertain the reader |
| b. Describe the beach | d. Encourage visitors |

Text for no. 11-13

Last week was holiday. We, the 8 grade students had a camping in Cibodas. We planned it for a long time ago. We wanted to get a new experience of living outdoor.

There were five groups which had five members each. Fuadi, Supa, Aqso, Uqi, and I were the second group. Agung had to take the tents, Supa was responsible to take the cooking utensils, Fuadi never forgot to bring his guitar and camera and Aqso had to prepare to meals. But everyone should bring their own bedding, clothes, and set of eating utensils. The bedding should be light and give enough protection against the damp ground.

The first activity was to set up the tents while the others prepared for cooking the food. We did these activities about two hours before having own our meals.

At night, we had a camp fire. We sat around **it**, sand songs accompanied with guitars, played roles, danced, jokes and had some funny games. We were really happy.

The next day we learnt to be the adventures in the nearest forest to find treasures in certain places. We had to find the signs to get them. My group got one; it was a set of story books.

In the evening we left the camping ground. It was tiring but it was fun to cook our own food, washed the clothes and stayed under the beautiful moonlight and stars.

11.” enough protection against the damp ground.” (paragraph 2). The underlined word closest in meaning to ...

- a. Security
- b. Solution
- c. Connection
- d. Safety

12. “at night we had a camp fire. We sat around it, sang songs,...” (paragraph 4). The word “it” in the sentence refers to...

- a. Guitar
- b. Camp fire
- c. Song
- d. Meal

13. What is the purpose of the text?

- a. To tell readers the steps to avoid the danger in your life
- b. To describe the situation of camping site at Cibodas
- c. To retell the writer’s experience about camping at Cibodas
- d. To inform the people about the advantages of camping

Text for no. 14-16

It was a sunny day and as I walked into the zoo, I noticed the cages and the chimpanzees were the most noticeable animals. We were looking at them like a theater. There were seats looking into the chimpanzees playing in the open field. They were interacting and moving up and down around their stone house.

As I went closer to observe the chimpanzees, people followed me and create a group. The chimpanzees at the moment were playing together and suddenly all of them made sounds and one of the chimpanzees that look order that the others ran to one of the youngest chimpanzees and jumped toward her, and at the moment when we were looking at the situation behind the window and ran away. He was angry about something and jumed around but after a while he sat somewhere and another chimpanzees came to him and groomed him. He became calm and another chimpanzees became calm too. They were sixteen chimpanzees in that area and they were separate most of the time.

For a long time they were sitting and on of chimpanzee was on top of the stone house and was eating fruit, and four of them were sitting on the stairs and looking at each other, and I saw the corner two of those were grooming each other.

One of the most interesting I look that whenever they wanted to defecate or urinate they would turn their back to the people and I found out that they ate their own poop!

14. Why did one of the chimpanzees become angry?
- He could not play in the open field
 - People became closer behind the window
 - Other younger chimpanzees disturbed him
 - Sounds by other chimpanzees annoyed him
15. Where was the position of the writer when a chimpanzee got angry?
- In the theater
 - In the open field
 - In front of the cage
 - Behind the window
16. "We were looking at them like a theater, ..." (paragraph 1). What does the underline word refers to?
- Cage
 - Notices
 - Animals
 - Chimpanzees

Text for no. 17-20

At the end of the first semester, I had a very long holiday. It was about two weeks. I decided to go to Anyer beach, I called my friends and invited them to go together. And I was very happy because they agreed with my idea. So, we planned our departure to go to Anyer beach. The day was Monday until Tuesday.

On Monday morning at 6, we were ready to go to Anyer beach. We left for Anyer by car. After 3 hours driving we arrived there. We went straight to the hotel and took a rest. The hotel was really in front of the beach.

In the afternoon I played with the sand and water beach. Some of my friends swam at the pool beside the hotel. The next day we enjoyed our holiday at Anyer beach.

17. What did the writer do in the afternoon?
- Swam at the sea
 - Played with the sand
 - Rode banana boat
 - Windsurfed
18. What does paragraph three tell us about?
- The writer's activity in Anyer
 - Planning to go to Anyer
 - Leaving for Anyer with friends
 - The situation of the hotel
19. How did the writer leave for Anyer?

- a. By motorcycle
- b. By car
- c. On foot
- d. By bus

20. What does the purpose of the text?
- a. To share his experience during holiday in Anyer beach
 - b. To describe Anyer beach to the readers
 - c. To tell how to spend the holiday
 - d. To express the situation of his holiday



- | | |
|-------|-------|
| 1. B | 11. A |
| 2. D | 12. C |
| 3. B | 13. A |
| 4. A | 14. C |
| 5. C | 15. B |
| 6. C | 16. D |
| 7. D | 17. B |
| 8. B | 18. A |
| 9. D | 19. B |
| 10. B | 20. C |

SOAL POST-TEST BAHASA INGGRIS KELAS VIII

Name :

Class :

Text no. 1-5

Last holiday, I went to Surabaya with my friend for vacation. We went there on a night bus.

When we arrived in Lamongan, the bus stopped at a small restaurant for a rest. I got off the bus to get a cup of ginger tea, and my friend drank some cold lemonade. Then I went to the toilet. It took only a few minutes.

When I came out again, the bus was not there. **It had gone!** My friend was not there too. Feeling shocked and confused, I asked a waitress about the bus. She said that the bus departed about five minutes ago.

I tried to call my friend on my cell-phone, but the battery was running low. I could not do anything but hope and pray. After several minutes, my wish came true. The bus came back! I got on the bus and walked to my seat.

I was so ashamed when everybody on the bus looked at me. I could feel my face turn red.

1. What is the topic of the text above?
 - a. My vacation
 - b. Vacation to Surabaya
 - c. Vacation with family
 - d. Vacation to foreign country

2. What did the writer do when the bus stop for rest in Lamongan?
 - a. The writer bought some souvenirs
 - b. The writer drank some cold lemonade
 - c. The writer went to the toilet
 - d. The writer got off the bus to get a cup of ginger tea

3. What did the writer feel when the bus is not there?
 - a. Ashamed
 - b. Shocked and confused
 - c. Sad and Angry
 - d. Disappointed

4. How many friend that the writer had to join the vacation?
 - a. One
 - b. Two
 - c. Three
 - d. Four

5. "...The bus was not there. *It had gone!*"

The word “it” in paragraph three refers to?

- | | |
|------------------------|-----------------|
| a. The writer | c. The bus |
| b. The writer’s friend | d. The waitress |

Text for no. 6-10

It was my Grandpa’s birthday last Sunday.

On Friday, my sister and I went shopping. We found a nice Batik shirt. We bought it and wrapped it in a blue paper. Blue is my Grandpa’s favourite colour.

On Saturday morning, my brother and I were in the kitchen. We made a birthday cake. It was a big and beautiful. I wrote Happy Birthday on it. We put some chocolate on it and a big candle on top of it. On Sunday evening, we had a party. My uncle and my aunt came to my house. They brought some cake and flowers for my Grandpa. We sat together in our living room. My Dad said a beautiful prayer. Then, we sang “Happy Birthday” and my Grandpa blew out the candle. He cut the cake and gave it to everybody in that room. He opened his present and he was very happy with the shirt.

Finally, my grandma told us some stories about my Grandpa.

6. What is the topic of the text?

- | | |
|------------------|-------------------------------|
| a. Party | c. Grandpa’s birthday |
| b. Nice Shopping | d. Weekend in grandpa’s house |

7. What did the writer do in the kitchen?

- | | |
|-----------------------|----------------------|
| a. Cooked meal | c. Roasted a lobster |
| b. Prepared for lunch | d. Made a cake |

8. How many the siblings that the writer has?

- | | |
|--------|----------|
| a. One | c. Three |
| b. Two | d. Four |

9. What was the present from the writer?

- | | |
|------------|----------------|
| a. Cake | c. Chocolate |
| b. Flowers | d. Batik shirt |

10. “It was a big and beautiful cake”. The word “It” in paragraph three refers to?

- | | |
|----------------|--------------|
| a. Batik shirt | c. Flowers |
| b. Cake | d. Chocolate |

Text for no. 11-16

On Wednesday, my students and I went to Yogyakarta. We stayed at Dirgahayu Hotel which is not far from Malioboro.

On Thursday, we visited the temples in Prambanan. There are three big temples, the Brahmana, Syiwa and Wisnu temples. They are really amazing. We visited only Brahmana and Syiwa temples, because Wisnu temple is being renovated.

On Friday morning we went to Yogya Kraton. We spent about two hours there. We were lucky because we were led by a smart and friendly guide. Then we continued our journey to Borobudur. We arrived there at four p.m. At 5 p.m. we heard the announcement that Borobudur gate would be closed.

In the evening we left for Jakarta by wisata bus.

11. The text above mainly discusses about.....
- a. the writer's trip to Yogyakarta c. the writer's impression about the guide
- b. the writer's first visit to Prambanan d. the writer's experience at Yogya Kraton
12. The text is written in the form of a/an.....
- a. recount c. report
- b. narrative d. anecdote
13. The purpose of the text is to.....
- a. tell past events c. describe the smugglers
- b. entertain readers d. report an event to the police
14. What are the big temples in Prambanan?
- a. angkor wat, syiwa, and sudra temples c. brahmana, syiwa, and wisnu temples
- b. paria, brahmana, and temples d. wisnu, syiwa, and borobudur temples
15. When did they go home?
- a. On Saturday morning c. On Thursday evening
- b. On Friday evening d. On Friday afternoon
16. Why did they only visit Brahmana and Syiwa temples?
- a. because there was no wisnu temple c. because wisnu temple was too small
- b. because wisnu temple was amazing d. because wisnu temple was being repaired

Text for no. 17-20

The police thought that two burglars started the robbery at 151 Pattimura street on Sunday afternoon. The burglars broke into the students' room while they were going to a football game. They never thought that while they were away, burglars would break into their boarding house.

17. The communicative purpose of this text is.....
- To retell events for the purpose of informing
 - To present perspective points about an issue
 - To describe the way they are
 - To acknowledge readers about informative events
18. Where did the robbery take place?
- at 151 Pattimura street
 - at 151 Gajahmada street
 - at 161 Pattimura street
 - at 212 Sisingamangaraja street
19. When did the robbery happen?
- Sunday morning
 - Sunday afternoon
 - Saturday morning
 - Saturday afternoon
20. The lexico grammatical features are mostly written in.....
- passive voice
 - direct speech
 - reported speech
 - simple past tense

UNIVERSITAS ISLAM NEGERI

ALAUDDIN

 KEY ANSWER OF POST-TEST
 MAKASSAR

- | | |
|-------|-------|
| 1. B | 11. A |
| 2. D | 12. C |
| 3. B | 13. A |
| 4. A | 14. C |
| 5. C | 15. B |
| 6. C | 16. D |
| 7. D | 17. B |
| 8. B | 18. A |
| 9. D | 19. B |
| 10. B | 20. C |

APPENDIX VII:

Documentation of Research









CURRICULUM VITAE



Nurul Ainun Bosra was born in Makassar, South Sulawesi, on August, 15th 1996. She is the first child of Abdul Haris Bosra and Nur Balqis. She has one sister and three brothers.

She graduated from MI Baitul Makmur Kotamobagu in 2007. She continued her study at the same year to SMP Darul Arqam Gombara and graduated in 2010. Then, she continued study at SMK Darul Arqam Gombara then moved to MA Aisyiyah Sungguminasa and graduated in 2013. She took English Education Department of UIN Alauddin Makassar as her undergraduate degree in 2013 and finished in 2017.

UNIVERSITAS ISLAM NEGERI
ALAUDDIN
M A K A S S A R