


**THE DEVELOPMENT OF ENGLISH LANGUAGE PRINTED
MATERIAL BASED ON 2013 CURRICULUM: EXPRESSING
INTENTION FOR THE TENTH GRADE STUDENTS
IN SMA NEGERI 16 MAKASSAR**



A Thesis

*Submitted in Partial Fulfilment of the Requirements for the Degree
of Sarjana Pendidikan in English Education of the faculty
of Tarbiyah and Teaching Science of
UIN Alauddin Makassar*

By

ALAUDDIN
M A K A S S A R

MUHFTAHAL SUFYAN
Reg. Number T.20400113169

**ENGLISH EDUCATION DEPARTMENT
TARBIYAH AND TEACHING SCIENCE FACULTY
ALAUDDIN STATE ISLAMIC UNIVERSITY OF MAKASSAR
2017**

PERNYATAAN KEASLIAN SKRIPSI

Mahasiswi yang bertanda tangan di bawah ini :

Nama : Muhftahidal Sufyan

NIM : 20400113169

Tempat/Tg. Lahir : Ujung Pandang, 1 Maret 1995

Jur/Prodi/Konsentrasi : Pendidikan Bahasa Inggris/ S1

Fakultas/Program : Tarbiyah dan Keguruan

Alamat : Jl. Manggala Dalam 8 Blok 7 No.16/88 Perumnas Antang

Judul : The Development Of English Language Printed Material Based On 2013 Curriculum: Expressing Intention for the Tenth Grade Students in SMAN 16 Makassar

Menyatakan dengan sesungguhnya dan penuh kesadaran bahwa skripsi ini benar adalah hasil karya sendiri. Jika di kemudian hari terbukti bahwa ini merupakan duplikat, tiruan, plagiat, atau dibuat oleh orang lain, sebagian atau seluruhnya, maka skripsi dan gelar yang diperoleh karenanya batal demi hukum.

Samata- Gowa, November 2017

Penulis



Muhftahidal Sufyan
NIM. 20400113169

PERSETUJUAN PEMBIMBING

Pembimbing penulisan skripsi saudari, **Muhftahidal Sufyan NIM: 20400113169**, Mahasiswi Jurusan Pendidikan Bahasa Inggris pada Fakultas Tarbiyah dan Keguruan UIN Alauddin Makassar, setelah dengan seksama meneliti dan mengoreksi skripsi yang bersangkutan dengan judul *“The Development Of English Language Printed Material Based on 2013 Curriculum: Expressing Intention for the Tenth Grade Students in SMA Negeri 16 Makassar”* memandang bahwa skripsi tersebut telah memenuhi syarat-syarat ilmiah dan dapat disetujui untuk diajukan ke sidang munaqasyah.

Demikian persetujuan ini diberikan untuk proses selanjutnya.

Samata-Gowa, November 2017

Pembimbing I

Pembimbing II


Dr. Hj. Djuwairiah Ahmad, M. Pd., M. TESOL.

NIP. 19701619 199403 2 001


Sitti Nurpahmi, S. Pd. I, M. Pd.

NIP. 19740308 200901 2 003

UNIVERSITAS ISLAM NEGERI
ALAUDDIN
M A K A S S A R

PENGESAHAN SKRIPSI

Skripsi yang berjudul *“The Development of English Language Printed Material Based on 2013 Curriculum: Expressing Intention Material for the Tenth Grade Students in SMA Negeri 16 Makassar”* yang disusun oleh saudari **Muhftahidal Sufyan**, Nim: 20400113169, Mahasiswi Jurusan Pendidikan Bahasa Inggris pada Fakultas Tarbiyah dan Keguruan UIN Alauddin Makassar, telah diuji dan dipertahankan dalam sidang munaqasyah yang diselenggarakan pada hari Jum’at, Tanggal **28 November 2017** bertepatan pada Tanggal **9 Rabiul Awwal 1439 H**, dinyatakan telah dapat diterima sebagai salah satu syarat untuk memperoleh gelar Sarjana Pendidikan (S.Pd) pada Fakultas Tarbiyah dan Keguruan Program Studi Pendidikan Bahasa Inggris dengan beberapa perbaikan.

Samata Gowa, 28 November 2017 M
9 Rabiul Awwal 1439H


DEWAN PENGUJI

(SK Dekan No. 2863 Tertanggal 22 November 2017)

Ketua : Dr. Kamsinah, M.Pd.I.
Sekretaris : Sitti Nurpahmi, S.Pd., M.Pd.
Munaqisy I : Dr. H. Nur Asik, M.Hum.
Munaqisy II : Dr. Kaharuddin, S. IP., M.Hum.
Pembimbing I : Dr. Hj. Djuwairiah Ahmad, M.Pd., M.TESOL.
Pembimbing II : Sitti Nurpahmi, S.Pd., M.Pd.

Disahkan oleh:

Dekan Fakultas Tarbiyah dan Keguruan
UIN Alauddin Makassar


Dr. H. Muhammad Amri, Lc, M.Ag.
NIP. 19730120 200312 1 001

ACKNOWLEDGEMENTS

بِسْمِ اللَّهِ الرَّحْمَنِ الرَّحِيمِ

Praise and great gratitude submitted to Almighty God, Allah SWT who always gives gracious mercy and tremendous blessing that has helped the researcher finishing this thesis: *The Development Of English Language Printed Materials Based On 2013 Curriculum: Expressing Intention For the Tenth Grade Students in SMAN 16 Makassar*. This thesis is as a requirement in accomplishing the S1 Degree of sarjana pendidikan in English Education of The Faculty of Tarbiyah and Teaching Science of UIN Alauddin Makassar.

The researcher would like to thank to all of those who have given the contribution so that this script can be finished, especially to her Beloved Parents, who have given their endless love, always give support and all of their praying for the researcher. The researcher would like to deliver this thanks to:

1. **Prof. Dr. H. Musafir Pababbari, M.Si.**, the Rector of Alauddin State Islamic University of Makassar .
2. **Dr. H. Muhammad Amri, Lc., M.Ag.**, the Dean of Tarbiyah and Teaching Science Faculty of UIN Makassar.
3. **Dr. Kamsinah, M.Pd.I.** and **St. Nurpahmi, S.Pd., M.Pd.** as Head and Secretary of English Education Department of Tarbiyah and Teaching Science Faculty of UIN Makassar.
4. **Dr. Hj. Djuwairiah Ahmad, M. Pd., M. TESOL** and **Siti Nurpahmi, S. Pd. I., M. Pd** as the first and second advisor who had guided and assisted

the researcher in writing and finishing the script. Thanks for your good advice and valuable input.

5. All lecturers in UIN Alauddin Makassar that the researcher cannot mention all the names. Thanks for your time, knowledge, advice and motivation that you have given to the researcher since study in this great campus.
6. **Drs. Yusuf, M.Pd** as the headmaster of SMA NEGERI 16 MAKASSAR Provinsi Sulawesi Selatan who has allowed and helped the researcher conducted this research at SMA NEGERI 16 MAKASSAR Provinsi Sulawesi Selatan. Thanks for your cooperation and contribution.
7. **Mrs. Susi** as the teacher English and collaborator of SMA NEGERI 16 MAKASSAR Provinsi Sulawesi Selatan who has allowed and helped the researcher conducting this research.
8. Thank you very much for researcher's parents **Drs. Sufyan Tahir** and **Jumsiah S.Pd. M.Pd** who have always reminded the researcher to keep her health.
9. Big thanks for the researcher beloved brother **Fazlur Khair Bin Jusfy. Din Fakhruddin Khairunil Sufyan. A. Muh. Al-Qurtuby Sufyan.** And **Andi Fatur Siddiq** who have always give support and motivation.
10. Sincere thanks to her beloved **Bayu Lingga Imam hidayat** and her beloved sister **Wahyuti S.Pd** for becoming the researcher's motivation and always remind her in finishing this study on time.

11. Thank you for the researcher's team in this project, **Nurdieny Fatimah A.S, S.Pd., Fitriah Rahmadhana, S.Pd., Mujahidah, S.Pd., Nur Alisah, S.Pd., Sri Anna Sulfiah, S.Pd., Nurul Fdhilah Sari, S.Pd., Ija Try Saputry K, S.Pd., A.Muh Khadafi, S.Pd.**, for their support and assistance during the accomplishing of this thesis.
12. Her beloved big family of English Education Department 2013, especially for her best friends in group 9 and 10 whose names could not be mentioned one by one, for their friendship, togetherness, laugh, support, and many stories made together. Thanks for being such a great companion and history during study at Alauddin State Islamic University of Makassar.

Makassar, November 2017

The researcher

UNIVERSITAS ISLAM NEGERI
ALAUDDIN
M A K A S S A R



Munfrizal Sufyan

TABLE OF CONTENTS

	Pages
COVER PAGE	i
PERNYATAAN KEASLIAN SKRIPSI	ii
PERSETUJUAN PEMBIMBING	iii
PENGESAHAN SKRIPSI	iv
ACKNOWLEDGEMENT	v
TABLE OF CONTENTS	viii
LIST OF FIGURE	xi
LIST OF TABLES	xii
LIST OF APPENDICES	xiii
ABSTRACT	xiv
CHAPTER I INTRODUCTION	1-6
A. Background	1
B. Research Problem.....	4
C. Research Objective.....	4
D. Research Significance	4
E. Research Scope.....	6
F. Operational Definition of Terms	6
CHAPTER II REVIEW OF RELATED LITERATURES	7-25
A. Previous of related findings	7
B. Some Pertinent Ideas	9
1. Concept of Reading	9
a. Definition of Reading	9
b. Teaching Reading	11
c. Teaching Reading at the Senior High School	14
d. Characters of Successful Reading	16
2. Picture Dictation	17
a. Definition of Paraphrase	17
b. Paraphrase in Reading	18
c. How to Paraphrase	24

d. The need of Paraphrasing	24
CHAPTER III RESEARCH METHOD	26-37
A. Research design	26
B. Research variable.....	29
C. Research participant	29
D. Research target	29
E. Research instruments.....	30
F. Data Collection Procedure	31
G. Data Analysis Technique	32
CHAPTER IV FINDINGS AND DISCUSSION.....	38-59
A. Findings	38
B. Discussion	57
CHAPTER V CONCLUSIONS AND SUGGESTIONS.....	60-61
A. Conclusions	60
B. Suggestions	61
BIBLIOGRAPHY	62-63
APPENDICES	64-85
CURRICULUM VITAE	86



LIST OF FIGURES

Figures 1. Theoretical Framework.....	15
Figures 2. The ASSURE's Model.....	16



LIST OF TABLES

Table 1.1	The Criteria Score of Expert Rubric	22
Table 2.1	The Validity Criteria of Expert Rubric	23
Table 3.1	The Result of questionnaire part A	26
Table 3.2	The Result of questionnaire part B.....	28
Table 3.3	The Result of questionnaire part C.....	30
Table 4.1	The Activity in Require Learner Participation	48
Table 5.1	The Result of Expert Rubric Validity	49



LIST OF APPENDICES

	Page
Appendix 1. Questionnaire for students	60
Appendix 2. Printed materials	67
Appendix 3. Experts' judgment rubric	68
Appendix 4. Students Assessment rubric	72
Appendix 5. Documentation	74



ABSTRACT

Thesis Title	: The Development Of English Language Printed Materials Based On 2013 Curriculum: Expressing Intention For the Tenth Grade Students in SMAN 16 Makassar
Year	: 2017
Researcher	: Muhftahidal Sufyan
Consultant I	: Dr. Hj. Djuwairiah Ahmad, M. Pd., M. TESOL
Consultant II	: Sitti Nurpahmi, S. Pd. I., M. Pd

The researcher proposed to develop expressing intention materials based on 2013 curriculum of the English tenth grade students in SMA Negeri 16 Makassar. According to the interview with one of the English teachers in SMAN 16 Makassar that there are some problems according to the material and layout of the book. In addition, teacher on implementing 2013 curriculum was unprepared and the students faced difficulties in learning English since they didn't have many references except the students' book that provided by the government. The research design used in this study was Research and Development (R&D). The procedures included analyze learner such us general characteristic of the students, entry competencies, and learning style of the students. Then designing printed material, and developing the materials through the syllabus of 2013 curriculum. The outcome product was tried out to the tenth grade students in SMA Negeri 16 Makassar. Then it will be evaluated by the experts. The instrument used in this study were questionnaire and rubrics for the teacher, students, and expert. In this research, teacher and expert were involved in order to validate the product. There are three aspects that they validated of the product. They are systematic organization of materials, systematic English teaching, systematic content of English, and the language. To sum-up, the result of this student's book analysis by the expert was well-qualified as on reference used in teaching English material. So, the product was expected to be able to help both the teachers and students in learning and teaching English especially expressing intention material.

CHAPTER I

INTRODUCTION

A. *Background*

Printed teaching materials is a very common learning materials used by teachers/instructors. Printed materials containing subject matter or content that aims to achieve learning as outlined by using printing technology. A printed instructional materials containing learning materials are included in the subjects in accordance with the discipline of science as well as other information.

This is in accordance with *firman* Allah SWT;

يَهْدِي بِهِ اللَّهُ مَنِ اتَّبَعَ رِضْوَانَهُ سُبُلَ السَّلَامِ وَيُخْرِجُهُم مِّنَ الظُّلُمَاتِ إِلَى النُّورِ بِإِذْنِهِ
وَيَهْدِيهِمْ إِلَى صِرَاطٍ مُسْتَقِيمٍ

By which Allah guides those who pursue His pleasure to the ways of peace and brings them out from darkneses into the light, by His permission, and guides them to a straight path. (QS. Al Maidah: 16)

Printed materials are printed instructional materials in accordance with the school's curriculum is used, systematically arranged for use in the teaching-learning process. printed materials must have the ability to explain that clearly to assist the student in the learning process, both in the guidance of teachers or individually.

Printed teaching materials consist of various types including modules, handouts, worksheets, books. In this case, the researcher will develop one of english language printed material such as book that used in the tenth grade students based on 2013 curriculum.

This is in accordance with *firman* Allah SWT;

اقْرَأْ بِاسْمِ رَبِّكَ الَّذِي خَلَقَ ۚ خَلَقَ الْإِنْسَانَ مِنْ عَلَقٍ ۚ اقْرَأْ وَرَبُّكَ الْأَكْرَمُ الَّذِي عَلَّمَ بِالْقَلَمِ
عَلَّمَ الْإِنْسَانَ مَا لَمْ يَعْلَمْ

Recite in the name of your Lord Who created, created man from a clot of congealed blood.) Recite: and your Lord is Most Generous, Who taught by the pen, taught man what he did not know. (QS. Al-Alaq 1-5)

On July 2013, the education system in Indonesia established a new curriculum that is 2013 curriculum. Curriculum of 2013 is competency and character based curriculum. Curriculum 2013 was born as a response to the various criticisms of School Based Curriculum 2006. It is accordance with the development needs and the world of work. Curriculum 2013 is one of the governments' efforts to resolve the various problems being faced by the world of education today.

The implementation of the new curriculum which is called 2013 curriculum has so many obstacles. This 2013 curriculum or K13 is a re-form curriculum from KTSP (Kurikulum Tingkat Satuan Pembelajaran) started in 2015. To support the successful implementation of curriculum-based learning in 2013 the government issued a supporting material in the form of a handbook for teachers and students. However, the fact is there so many problem found in that book. To clarify the problem of the book on 15 November 2016 the researcher conducted preliminary study.

After making observations, the researchers identified several weaknesses in the existing teaching materials. Among them : Too many exercises, the materials are not familiar, and not synchronized between the title and the

contents. It is inevitable that the teaching of English is require teaching materials.

Teaching materials are very important considering the teaching materials is a forum for students to gain additional knowledge, facilitate teachers in implementing the learning, Establish communications effective learning between teachers and learners because students will feel more confident to the teacher, make learning activities more attractive, and others. However, teaching materials that have been chosen so far is still relying on exercises thus so confusing for learners. When they want to complete the exercises they have difficulties because it is not preceded by the provision of an adequate sample, the consequences majority of students feel bored, boredom lead to disinterest on the quality of teaching learning material consequently can not be realized properly. Similar to what was previously mentioned teaching materials are still not very familiar so that learners trouble to explain the places mentioned, well good learning as foreseen in the curriculum of 2013 is learning that explores the value of local advantages because one of the issue is thinking globally act locally.

Based on the researcher interview with one of the English teachers in SMAN 16 Makassar, Mrs. Ratna said that there are some problems according to the material and layout of the book. Have found that the material is not appropriate. Mrs. Ratna also said that there are titles that do not correspond with the chapter, in the book also found some error grammar rules. Moreover, Mrs. Ratna said that the speaker should be native speaker to minimize the

mistake. In addition, Mrs. Ratna suggest to give more example in each chapter so that students more easily understand the material.

In the 2013 curriculum, the teachers have to design the material for teaching process based on the syllabus that already arranged by the government. The teaching plan must be more creative to attract the students. It is the challenge for the teachers to develop and repair the teaching material as well.

After identifying the problems above, the researcher thinks that material found unsynchronized have to repair and used as it should be, replace the more interesting design so that students can be attracted and more easily to learn about expressing intention. Teachers must have reference as source for teaching to help them easier on teaching expressing intention material as well as the students enjoying and understanding the material. The other reason, why the researcher really wants to develop about expressing intention material by designing a blue print because there is no other source for the teacher except the teachers' book that provided by the government while the teachers' are obligated to design their own material as attractive as possible.

This research will be more focus on developing the English material dealing with 2013 curriculum and specifically for K.D 3.3, 4.3 about Expressing Intention materials.

B. *Research Focus*

Based on the background explained previously, the researcher formulates the problem statement as follow;

1. How is the English material currently used in SMA Negeri 16 Makassar?
2. How is the development of “Expressing Intention” material based on 3.3 and 4.3 basic competence in 2013 curriculum for the tenth-grade students in SMA Negeri 16 Makassar?
3. How is the practicality and acceptability of teaching material of “Expressing Intention” for the tenth grade students in SMA Negeri 16 Makassar ?

C. *Research Objective*

Based on the statement of the problem, the researcher formulate the purpose of this research are:

1. To identify the English material currently used in SMA Negeri 16 Makassar
2. To develop “Expressing Intention” material based on 3.3 and 4.3 in 2013 curriculum for the tenth-grade students in SMA Negeri 16 Makassar
3. To examine the practicality and acceptability of teaching material of “Expressing Intention” for the tenth grade students in SMA Negeri 16 Makassar.

D. Research Significance

a) Theoretical Significance

This research is expected to give knowledge contribution on how to develop English materials for tenth grade in SMA Negeri 16 Makassar especially material in 3.3 and 4.3 Basic Competence about Expressing Intention based on 2013 curriculum.

b) Practical Significance

a) Significance for the Researcher

By this research, the researcher itself can add insight, knowledge, and experience regarding the broad scope of education, especially regarding the development of teaching materials based on the 2013 Curriculum.

b) Significance for the Students

By this research, the researcher really hopes that all of the students can understand how to give and receive Expressing Intention to students shortly and simply based on the 2013 Curriculum.

c) Significance for the Teachers

By this research, the researcher really hopes it can be samples or supplementary materials in teaching Expressing Intention based on 2013 Curriculum in the class.

d) Significance for the Institution

By this research, the researcher hopes that this research really might be additional reading resources for students who want to

develop their knowledge about Expressing Intention text materials based on 2013 Curriculum. Furthermore, the researcher hopes that the teaching materials can be a product in the manufacture of handbook for the tenth grade of Senior High School as his original desires.

E. *Research Scope*

The delimitation of this study is focused on developing Expressing Intention materials of the tenth grade in SMAN 16 Makassar. Furthermore, this researcher is only to develop Expressing Intention materials based on 3.3 and 4.3 basic competence on the tenth grade dealing with 2013 Curriculum.

The content of 3.3 and 4.3 basic Competence is about analyzing social function, text structure, and language text elements on identity exposure according to the context of its use and analyzing social function, structure and language text elements in Expressing Intention text.

F. *Operational Definition of Key Terms*

In understanding the topic of this research easily, the researcher would like to explain the definition of key terms, they are;

1. The Development of English Material

Developing refers to designing or making a new product, create, or improve an object. Developing is as the one of key terms because the research design that researcher use is Research and Development (R&D). In this research, the researcher will develop expressing intention material dealing with 2013 curriculum for the tenth grade students.

2. Printed Material

Printed materials containing subject matter or content that aims to achieve learning as outlined by using printing technology. Printed teaching materials can be interpreted as material tools that contain materials or learning content to achieve learning objectives that are poured using print technology.

3. Expressing Intention Material

Expressing Intention is a material based on 3.3 and 4.3 basic Competence of the tenth grade syllabus of 2013 Curriculum. It is about how to give and receive expressing Intention to others.

In this case, the researcher will design effective teaching materials especially for teaching Expressing Intention based on 2013 Curriculum. It is designed and developed by the researcher to improve the students' understanding, to give a good sample for the teachers in learning process, and to give one of the references for the institution (school), especially in the tenth grade of SMAN 16 Makassar.

CHAPTER II

LITERATURE REVIEW

A. Review of Related Literature

1. Some Previous Related Research Findings

This part, the researcher writes down some previous related research findings, some of them are states below:

Yudistiya Utari, Sherly (2014) in her thesis : *“Pengembangan Media E-Book Pada Mata Pelajaran Bahasa Inggris Kelas X Di SMA Negeri 2 Padang Panjang”*She conclude that on testing the effectiveness of learning, known to the average value obtained by the experimental class is 77.94, this average value is higher than the control class that does not use the media e-book learning but only using English textbooks. the average achieved by the control group was 73.94. thus it can be concluded that the use of e-book media in field trials has met very good categories and fit for use in learning English in SMA Negeri 2 Padang Panjang Grade X.

Ganjarsari (2015) found out from her survey on students of 7B class of SMP Wahid Hasyim Malang that the newest curriculum, 2013Curriculum,which consists of many materials in one chapter make the students are considering to get bored. Therefore, the teacher should provide interesting media and material to the students. By her study, she conducted a research in developing the song to teach language components for the seventh graders of SMP Wahid Hasyim Malang

that evidently can support the learning activity and improve students' mastery in vocabulary, pronunciation, and grammar.

Based on findings above, the researcher concluded that teaching Expressing Intention is a good method and media to support the students in learning the topic as well as the teachers are need an extra source exclude the teacher's book that provided by the government. Hence, this research in the fact will bring a good product as mention before which is able to help both the teachers and the students in teaching and learning process. The product will be a Blue Print covered about Expressing Intention material that the teachers may claim as sources in teaching English to improve the students' ability in Speaking especially Expressing Intention.

The researcher developed material about Expressing Intention that makes students Understand.

2. Some pertinent ideas

a) Concept of Materials Development

According to Tomlinson (2011) Cambridge University Press, material development is everything made by people (the writers, the teachers, or the learners) to give and utilize information and provide experience of the using language, which is designed to promote language learning. So, in developing materials they need to identify, first, learners' needs and consider the objective of the learning. Then, they can develop the materials by adapting them in

order to improve or to make them more suitable to learners' needs. Adaptation can be carried out by reducing, adding, omitting, modifying, and supplementing learning materials

b) Concept of Expressing Intention

Expressing Intention is to state plans or something intended to do in the future. The purpose of Expressing Intention is to show our mean/aim to show our plans, to show something intended to do in the future.

To express intention, we usually use :

- Simple Future Tense
- Would like
- Would Rather

c) Concept of 2013 Curriculum

The Curriculum English is stated as an adaptive subject that has two major purposes. First is to comprehend the basic knowledge and skill program achieved, and second is to implement those skills and knowledge so that the students can interact well using spoken and written English at the intermediate level. According to the Laws of Education System No. 20 of 2003, a curriculum includes some ways or methods as manual or learning activities in order to achieve some specific educational purposes. The recent curriculum applied in school is curriculum 2013.

It points out that the aim of education is to develop three aspects of student's competences which are attitude, knowledge, and skill. Those competences are formulated in the core competences (KI) which has one or more basic competences (KD). The first and second core competences (KI-1 and KI-2) are applied to develop the religious and social competences and the third and fourth core competences (KI-3 and KI-4) are applied to develop the knowledge and skill competences

B. *Theoretical Framework*

The study is aimed at developing Expressing Intention materials for the tenth grade students of SMAN 16 Makassar Based on the 2013 Curriculum, teachers as educators and facilitator should be able to implement the 2013 Curriculum in teaching and learning processes. They have to be productive, creative, innovative in teaching process and be able to develop the students' competence. It is stated that one of the purposes is to make the teachers able to vary the learning and teaching activities in the class so that the students will feel happy and enjoy in learning English.

Since the teacher only uses an English module and a students' handbook that do not vary the learning activities based on 2013 Curriculum in the class. Here, the teacher should provide some kinds of supplementary materials that support the English teaching process. In this time, the students have a strong sense of fun, delight in talking, fantasy, imagination, and movement. Related to these points, the activity in the

developed materials especially describing person, animal, and things should provide them with games, moving, watching, talking, and so forth. The reason why the material needs to be developed is that there were lacks of learning resources that provide enough opportunities for the students to active and to use the objectives of language in daily life. If there were no materials that provide activities for the students, the objective of the English learning process will not be successfully achieved.

The problem needs to be solved. One of the ways to handle this problem is to develop supplementary materials especially the materials stated previously. There are many models in developing teaching materials. One of them is ASSURE Model that consists of Analysis, State, Select, Utilize, Response and Evaluation. The reason why the researcher chose it as the model in this study because ASSURE model is suitable to develop with research.

There are some instruments that used by the researcher in every phase to measure the rate of quality of the developed materials. In Analyze Learner phase, researcher make the entry characteristic of learners by using questionnaire. Then, state objective phase, the researcher stated desired outcomes of instruction in specific and measurable terms derived from syllabus. The next phase is selected media and material phase, in this phase the researcher modify existing materials and indicate the original development may sometimes be possible by connecting the first and the second phase. After that, utilize media and materials phase, in this

phase the researcher plan how the materials be used to implement the method by preview the materials and practice the implementation, prepare the class and ready the necessary equipment or facilities and conduct the instruction using utilization techniques described in the chapter. Subsequently Require learner participation phase, in this phase researcher require learner active mental engagement by trying out the material. The last is evaluate and revise phase, in evaluate the researcher assure both learner achievement of the objective and the feasibility of the instructional process itself to get the total picture by giving to the expert. Revision is then planed based on discrepancies between intended and actual outcomes and any noted deficiencies of the material.

If all of the phases are clearly fix, the final product that contains of Expressing Intention Materials dealing with 2013 Curriculum can be used as a “Blue Print” to support the teacher in teaching English in the tenth grade class. In addition, the theoretical framework of the study is summarized in a visual illustration below.

UNIVERSITAS ISLAM NEGERI
ALAUDDIN
M A K A S S A R

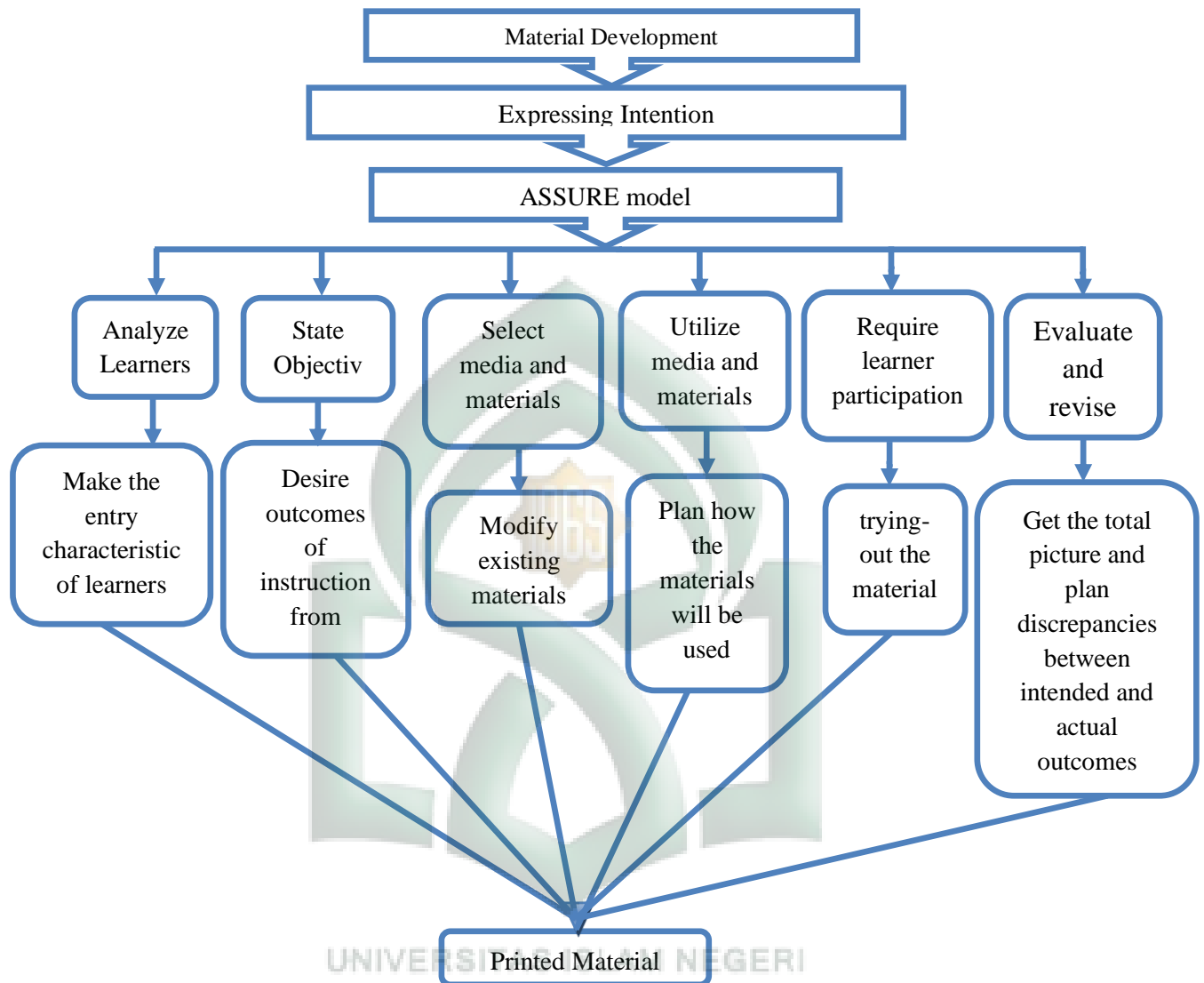


Figure 1: Theoretical Framework

CHAPTER III
METHOD OF THE RESEARCH

A. Research Method

This research is Research and Development (R&D). In Research and Development (R&D) have many models which can be applied by researchers such as ASSURE model, ADDIES' model, Borg & Gall model, Dick and Carey model, Kemp model and many others. Based on those models stated previously, the researcher will use ASSURE model because this model allows the use of external resource and technology other than simple teaching using textbook, focus on step by step instruction for instructors to see the pros and cons of the lesson, provide lesson planning foundation while allowing creativity from the instruction, students can use computer software to make revision to their homework quick and easy.




Figure 2. The ASSURE's Model

B. Development Model

The procedures in developing Descriptive people with ASSURE model which provides six phases;

The A for *analyze learners* acknowledges the importance of determining the entry characteristic of learners. Henich, Molenda, Russell, and Smaldino caution teachers about the feasibility of analyzing all learner attributes. They suggest that only selected “general characteristics” (e.g., grade level, job or position, and cultural and economic factors) and selected specific entry competencies (e.g., knowledge, technical vocabulary, attitudes, and misconceptions) be examined. They also suggest that “learning style” (anxiety, aptitude, visual and auditory preference, and so on) be considered, but acknowledge problems of defining and measuring these characteristics.

Their second step, S, for *state objectives*, emphasizes the need to state the desired outcomes of instruction in specific and measurable terms. A rationale for stating measurable objectives is presented, including their role strategy and media selection, assessment of learning, and communicating the intent of the instruction to learners. (the ABCD format-representing *audience, behaviors, condition, and degree* – they suggest for writing complete objectives is easy to remember and apply.)

The second S in their model, *select media and materials*, recognizes that most teachers have little time for designing and developing their own materials. However, the authors do discuss the option modifying existing materials and indicate the original development may sometimes be possible.

The procedures and criteria they present for selecting media and materials provide useful guidelines to teachers and those assisting teachers in that task.

The U, or *utilize media and materials* step, in their model describes how teachers need to plan for utilizing the selected media and materials in the classroom. The practical advice they offer recognize and realities of most American classrooms and the fact that teachers play a central role in delivering most instruction.

The R, *require learner participation*, step in the assure model emphasizes the importance of keeping learners actively involved. The role of feedback and practice are also described . While one might question why learner participation is singled out over and above other design considerations and elevated to a step in the assure model, henich, molenda, rissel and smaldino consider it to be of primary importance.

The last, E for *evaluate and revise* , is in reality two steps; evaluate and revise. They discuss the importance of evaluating the “total picture” to assure both learner achievement of the objectives and the feasibility of the instructional process itself. Revision is then planned based on discrepancies between intended and actual outcomes and any noted deficiencies of the media, methods or materials

This phase also measure the appropriateness of the developed materials. There are many kinds of aspects are going to be evaluated. They account for *cover design, letter, typing, spacing, layout, organization of materials,*

instructional objectives, topics, examples, exercises, activities, instruction, coverage of materials, language, summary, and glossary. In this evaluation, one expert and English teacher of tenth grade of SMAN 16 Makassar will be involved to check the quality of the product

C. Research Subject

The subject that researcher used in this research is the tenth grade students of SMAN 16 Makassar. The subject is selected by the researcher because the English teacher of the first year students in this school has been using 2013 Curriculum in teaching the materials in the class.

D. Type of Data

Type of data that obtained in this study are qualitative and quantitative data. The data are gathered from the experts' and teacher's judgment rubrics, experts' interview, and questionnaire of students. From the experts' judgment and interview, researcher obtained some information about the strengths and weaknesses of the developed material. Meanwhile, from the questionnaire, researcher obtained some information about the general characteristics, entry competencies, and learning style of the students especially about Expressing Intention Material.

E. Research Instruments

This research used three kinds of instruments. They are rubric, interview, and questionnaire.

The first, rubric adapted from Ghobrani (2011: 517-518) and Wodyatmoko (2011) as cited in MiftahulKhair (2015) is used to evaluate or validate the

product. It consists of seventeen (17) criteria to be evaluated in term of *cover design, letter, typing, spacing, layout, organization of materials, instructional objectives, topics, examples, exercises, activities, instruction, coverage of materials, language, summary, and glossary.*

The first is questionnaire, the questionnaire will be given to students for conducting analyze learners. **(See appendix 1).** The second instrument is interview will be given to the teacher.

The third is rubric. This rubric is addressed to experts, students, and teachers. Experts' judgment rubric is used for formative evaluation whereas rubric for students and teachers are used for summative evaluation. **(See appendix 4)**

F. Data Collecting Procedure

The data collection procedures in this research begin from the researcher came into to the class bring questionnaire consists of several topics related for the research subject or students. The researcher asked to the students to answering the questionnaire during 30 minutes. After that the researcher collected the questionnaire from the student. The result from the students' questionnaire about the topics be the next topics for the next printed materials whose be developed by the researcher in this research. After determine several topics, the researcher developed the printed materials through two phases: need analysis and instructional design.

Furthermore, the researcher conducted a pre-validation and past-validation after the researcher conduct the first try-out toward the expert content. The last

phase is analyzing the data through formative evaluation to determine the experts' validation and the students' acceptability.

G. Try Out Design

The try-out design of the study was field try-out. In this case, the product was tried-out to the target subjects in the designed situation by the researcher and teacher in the classroom in order to evaluate the quality of the developed materials. It was beneficial to find out the appropriateness of the product in the real situation later. Furthermore, experts, teacher, students, and researcher worked together to evaluate the result of field try-out.

H. Data Analysis Technique

In line with the data of this research, there are two kind of technique in analyzing obtained data; qualitative and quantitative. Depending on the basic philosophical approach of the qualitative researcher, many methods exist for analyzing data.

According to Lexy J. Moleong, data analysis is the process of sorting the data into patterns, categories and descriptions unit basis so that it can be found and can be formulated as working hypotheses suggested by the data. Miles and Huberman in Thomas stated that qualitative data analysis consists of three concurrent flows of activity: data reduction, data display, and conclusion drawing/verification.

In data reduction phase, the data obtained from the field is quite a lot for it. So, it should be noted carefully and detail. The more longer researchers in the field, the amount of data obtained more and more complex and complicated.

So that, it needs to be done analysis of data through data reduction. Data reduction means to summarize, pick things that are the principal focus on things that are important, look for themes and patterns.

Thus the reduced data provided a clearer picture and facilitate researchers to conduct further data collection and search when needed. In the second phase, after reduction data, the next step is data display. In qualitative research, data presentation can be presented in a brief description, the relationship between categories and the like. The last phase, Conclusion drawing / verification, the initial conclusion is temporary and will change if there is not found strong evidence supporting the next phase of data collection. But if the initial conclusion is supported by strong evidence which is valid and consistent when researchers returned to the field to collecting data, the conclusions put forward a credible conclusion.

The second technique is quantitative. The researcher use the assessment format in the following ways:

Table 1.1

The Criteria Score of Expert Rubric

Criteria Score	
3 Strongly Agree	
2 Agree	
1 Disagree	

After that, find the highest score by:

$$\text{Highest score} = \text{Number of validator} \times \text{Number of indicators} \times \text{Maximum}$$

Score

Determination of the value of validity by means

$$\text{Validity value} = \frac{\text{Number of scores obtained}}{\text{Maximum score}} \times 100.$$

Provide the assessment of validity with criteria such as the following:

Table 2.1

The Validity Criteria of Expert Rubric

Validity Value (%)	Criteria
80- 100	Very Valid
60- 79	Quite Valid
0- 59	Invalid

Thus, from the percentage formula above, the researcher can conclude the percentage level of validity of her product based on predetermined criteria.

ALAUDDIN
M A K A S S A R

CHAPTER IV

FINDINGS AND DISCUSSION

This chapter consists of two sections, namely findings and discussion. This section shows all the data which collected during the research and explained every component that was developed in this research. The problem statements of this study are also answered in this section.

A. Findings

The result of the research finished based on ASSURE model which had been done on the development. Furthermore, this section presented some results in the developing English Language Printed Materials for expressing intention. They included the result of needs analysis, the result of product design by utilizing the qualitative and quantitative method, and the results of validation by analysing the correction and suggestion from experts.

a. The Result of Teacher Interview Related to the English Material that are Currently Used

The result of teacher interview, the teacher indicated that the teachers currently used single source from textbook only. This textbook is a compulsory one textbook provided by schools. The books are designed for fulfillment of 2013 curriculum.

In fact, there are many problems found in the book. As the teacher interview, the researcher identified several weakness in the existing teaching materials. Among them; the material contained in the book does not use local content, thus making it difficult for students to understand because it is not

familiar to them. The materials provided also does not fit with the needs of students because too many exercises while very few examples, thus making students confused in doing the task.

The teacher said that teaching materials that have been choose so far is still relying on exercises thus so confusing for learners. When they want to complete the exercises they have difficulties because it is not preceded by the provision of an adequate sample. Additionally, in the book also found the title that is not sync with the contents and also found some error grammar rules. The teacher said that the layout of the book is not interesting. Consequently, the majority of students feel bored. Boredom causes disinterest in the quality of teaching materials that can't be realized properly.

b. In this study, the researcher adapt the ASSURE Model.

ASSURE model is a model used by the researcher in material development procedures to developed Expressing Intention material based on I'm going to do or presenting information about Expressing Intention or sentences to state our plan or something that we intended to do in the future.

- *The Result Of ASSURE Model.*

1. The result of Analyze Learners

a. The concept of need analysis in ESP.

According to West (1997: 68) in his article, the term 'needs analysis' was firstly used in the 1920s. however, at the time, it only revered to determining the needs of the general language learners. Who studied English that was formulated not for the sake of learning and knowing

English since the term was not used to represent what the students' need to learn in English language learning at the time, that it was considered irrelevant and did not linger. The return of needs analysis in teaching language context is closely related to the emergence of ESP movement in the 1970s.

b. The Concept of Need Analysis in Language Program Development

Brown (1995: 35) cited in *SYLLABUS DESIGN For English Language Teaching* book by Prof. Dr. Abd. Hakim Yassi, Dipl, TESL, M.A and Dr, Andi Kaharuddin Bahar, S.IP, M.Hum stated that need analysis is an integral part of systematic curriculum building which can serve as the basis for stating goals and objectives, developing tests, materials, teaching activities and evaluation strategies.

Therefore, he considers needs analysis as an activity carried out to gather information that will serve as the basis for developing a curriculum that will meet the learning needs of a particular group of students within the context of particular institution that influence the learning and teaching situation (Brown, 1995: 36). That, the concept of 'needs' in language program development setting, is not only related to what the learners' needs in learning but also related to identifying the needs of teaching institutions, user-institutions graduates (e.g. companies, business enterprises, banking etc.) as well as society's needs in a larger spectrum.

c. The Systematic Procedures of Needs Analysis

1. Making Decision About the Needs Analysis

There are some fundamental decisions that a curriculum/syllabus designer needs to think about before any needs analysis can take place that is to decide: who will involve in the needs analysis, what types of information must be collected, and which points of view should be presented. According to Brown (1995: 37), four categories of people can be involved in a need analysis i.e..

The next step is to decide what type of information needed in the need analysis. In relation to this, it is necessary to consider four divergent philosophies commonly exist in need analysis since such philosophies will affect the types of information will be gathered. The first is the discrepancy philosophy: information which views needs as differences or discrepancies between a desired performance from the students and what they are actually doing. The second is the democratic philosophy: a type of information which views needs as any change that is desired by a majority of the group involved (the learning most desired by the chosen group) such as the students, the teachers, and the administrators. The third is the analytic philosophy: a kind of information which views needs as survey from existing literatures such as research reports on second language acquisition. The fourth is diagnostic philosophy: a type of information which is views need as the most important language skills necessary for

students to survive in the language they learn (Stufflebeam, 1977 cited in Brown, 1995: 38).

In addition, the selection of philosophies will certainly affect the type of information gathered in the need analysis. The tendency is the listing of needs may grow to unmanageable proportions that make the curriculum designer needs to decide which points of view should be taken.

2. Gathering Information

In this step curriculum/syllabus planners must delineate the areas of information intended to be collected by first of all deciding the philosophy of the needs analysis and the restricting the types of information from different types of questions, types of instruments and characteristics of procedures. According to Rosselt cited in *SYLLABUS DESIGN For English Language Teaching* book by Prof. Dr. Abd. Hakim Yassi, Dipl, TESL, M.A and Dr, Andi Kaharuddin Bahar, S.IP, M.Hum stated that there are five questions categories can be addressed for a needs analysis to identify problems, priorities, abilities, attitudes, as well as solutions.

3. Using the Information

This study is mainly aimed at presenting information of how a needs analysis results used in curriculum or syllabus design. Conclusively, the discussion of this investigation will describe how to administer a needs analysis and the process of gathering information for future syllabus design of a language program.

- *The result of analyze learners of materials based on the syllabus*

The result of needs analysis based on the materials in the syllabus of 2013 Curriculum covering the 3.3 and 4.3 competencies were expected to the students to able to express to do something. First, the 1 core topics had been deswigned into 1 subtopics which appropriated with 2 meeting learnings. In other words, materials of expressing intention were developed in subtopics namely “I am going to..”. Second, every meeting had a core skill that was integrated one another in flows of skill that were arranged sistematically.

Again, learning activities dealt with scientific approach included observing, questioning, collecting information, associating, and communicating. Last, the developed learning instruction referring to the type of activities was consisted of individual, pair, and group activitiy, the amount of activities, and text structure. These materials were developed in order to provide suitable materials for the Tenth grade Students in SMA Negeri 16 Makassar.

- *The result of analyze learners of developing learning materials based on the student's questioinaires*

The questionnaires consisted of three parts. The first was general characteristics. The second was entry competencies and the third was learning style. After distributing the questionnaires, then the findings were concluded in this part into a table as shown below;

Table 3.1 *Result of questionnaire part A*

No.	Characteristics	Answer	Conclusion
1.	Amount of student		
	Male	5	Most of the students are female
	Female	26	
2.	Address/Location		
	City	29	Most of students live in the city
	Island	2	
3.	Previous School		Most of the students graduated from medium-level junior high school
	Good Quality	7	
	Medium	21	
	Low	3	
4.	Religion		All the students are islam
	Islam	31	
	Hindu		
5.	Mother Tongue		Most of the students mother tongue is Bahasa Indonesia
	Bahasa Indonesia	28	
	Bahasa Makassar	3	
	Bahasa Bugis		
6.	Ethnic		Most of the students are Buginese & Makassar
	Bugis (Pinrang, Sisrap, Bone, Maros, Sinjai)	14	
	Makassar	11	
	Enrekang	4	
	Mixed ethnic	4	
7.	Personal Gadget		All the students have gadget, Smartphone is the most
	Handphone	6	
	Smartphone	25	
	Note		
8.	Father Education		Most of their father are well-educated
	Elementary School	2	
	Junior High School	4	
	Senior High School	6	
	Bachelor	16	

	Master	3	
9.	Mother Education		Most of their mother are well-educated
	Elementary School	3	
	Junior High School	2	
	Senior High School	12	
	Bachelor	4	
10.	Parent Income		Most of the students from Medium-economic Level
	100.000-500.000 K	2	
	500.000-1.000.000 M	2	
	1.000.000-2.000.000 M	5	
	2.000.000-5.000.000 M	20	
	5.000.000-20.000.000 M	2	

In the part A, the researcher conclude that most of students are female, most of students live in the city, most of students graduated from medium level-junior high school, All the students are islam, Most of students mother tongue is bahasa Indonesia, most of the students ethnic are Buginese and Makassar, all of the students have gadget but smartphone is the most, most of their father and mother graduate from well-educated, and most of the students from medium-economic class level.

Furthermore, part B came into a conclusion as shown in a table below;

Table 3.2 *Result of questionnaire part B*

No.	Questions	Answer	Conclusion
1.	Common Obstacle in learning English		Most of the student's obstacle in learning English are difficulty in pronunciation and the limitation of vocabulary
	The limitation of Vocabulary	3	
	Lack of knowledge in grammar	14	
	Difficulty in pronunciation	12	

	Other	2	
2.	The most difficult skill		
	Listening	12	Most of the students considered listening is the most difficult skill
	Speaking	13	
	Reading	2	
	Writing	4	
3.	Join English Course		
	Yes	6	Most of the students never join English course
	No	25	
4.	Ever hear about expressing intention material		
	Yes	24	Most of the students ever hear about expressing intention material
	No	7	
5.	The familiar text about expressing intention		
	Go to vocation	15	Do the hobbies is the most familiar text for the students
	Help the family	9	
	Do the hobbies	7	
6.	Familiar place to intention		
	Overseas	12	Most of the students choose new place
	New place	12	
	Tourist attraction	-	
	All the place	-	
Nothing	7		
7.	Familiar expressing intention text for family		
	Help the parents	14	Most of the students familiar with express the intention to help parents
	Help best friend	5	
	Help family	6	
All	6		
	Nothing	2	

From the result of entry competencies question, the researcher conclude that; Most of the student's obstacle in learning English are difficulty in pronunciation and the limitation of vocabulary, most of the students considered listening skill is the most difficult skill, just 6 from 31 students that ever join the English course, Most of the students ever hear about expressing intention material, Do the hobbies is the most familiar text for the students. Most of the students choose new place to go to express their intention to vocation. Most of the students familiar with express the intention to help parents Then, also the part C was found a data as shown in the table below;

Table 3.3 Result of questionnaire part C

No.	Characteristics	Answer	Conclusion
1.	Learning Style		
	Audio	13	Most of the students are Audio and Visual
	Visual	7	
Kinestetik	11		
2.	Learning (Manner)		
	Individual	5	Most the students choose group as the most effective manner
	Group	15	
Pair	11		
3.	Enthusiasm		
	The Appearance of Learning Material is Attractive	11	The students enthusiasm with creative media in learning and the appearance of learning material
	The learning model is varied and different from usual	2	
	The Learning Media is Creative	18	
Other	-		

Part C consisted of 5 questions, as a conclusion found that the students were liked a learning style with audio and visual style in the learning process. They also liked to do the project with a group, and when they were asked to present a learning material they would like to present it with their group or with their partner. And The students enthusiasm with creative media in learning and the appearance of learning material during the learning process.

d. The result of need analysis of Expert judgment suggestion

The questionnaire that used by the researcher to analyze the students' needs were originally designed. At the first time, it was designed by deciding the components that would be put on the questionnaire until it done with four parts. The first part consisted of six questions related to the organization of the materials, the point of the questions was to know the target of the materials systematic. Furthermore, in the second part that consisted of one questions related to the systematic English teaching, these questions were pointed to know the activities are attractive and motivate the learners in order to achieve the target in designing the materials that applicable for the students. Then, in the third part that consisted of three questions, the point of these questions was to know the systematic content of English. The last part is about the language, the point are to know the level of accuracy, clarity and the understandable the language used.

Moreover, this questionnaire was not directly distributed to the students. It was proposed to the expert to correct and to give suggestion according to the questionnaire made. And resulting the final questionnaire that distributed to the students. Therefore, the result of this questionnaire was accepted and validated by the expert since it was relevant and applicable for the students.

2. State Objective

In this step, emphasizes the need to state the desired outcomes of instruction in specific and measurable terms. A rationale for stating measurable objectives is presented, including their role strategy and media selection, assessment of learning, and communicating the intent of the instruction to learners. And the researcher write down the state objective according to the topic below;

a. *Unit 1, I'am going to..*

After studying this unit, students are expected to be able to:

1. Mention and exemplifies the use of vocabulary-related expressing intention properly
2. Identifying text structure, and linguistics element in ask and give about expressing intention text appropriately.
3. Give an example of expressing intention in oral and written text accurately.
4. Demonstrating one dialogue of the expressing in front of the class in detail.

3. The Result of the Select Media and Materials

1) Content Materials

In the second topic, it covered 3.3 and 4.3 competencies based on the syllabus of 2013 Curriculum about expressing intention. The topic leded 2 meetings from 1 contents as stated before. The content of materials for the two meeting was about I am going to.

2) Primary Skill

Same with the first topic, in the second and the third topic, speaking, reading and writing was the skill most used as core skill.

3) Scientific Approaches

The researcher explain the scientific approach according to each activity in every meeting , the first meeting flatted below;

Activity 1

Let's start

Observe the picture below. Which one will you choose when the holidays come ? Why do you prefer to choose that than the other ?

Tell your friends your answer !!!

Help your parents

Go to Beach



Picture 1

Source: <https://goo.gl/images/VhgkEL>



Picture 2

Source: <https://goo.gl/images/cUz3rT>



Picture 3

Source: <https://goo.gl/images/UAYQTJ>

Picture 4

Source: <https://goo.gl/images/YtZ2TQ>

The content of activity one is deal with observing as scientific approach. This activity is the approach that teacher do as warming up to arose the student before start the lesson. Based on the activity above, the teacher asked the students to observe the picture, in this activity the student choose one picture and asked them to explain in front of the class. The students do the activity individually. And speaking is a skill developed in this activity.

Activity 2



Individually look and listen to your teacher pronounce these following vocabularies and then repeat after him/her.

Expression	/ɪk'spreʃn/
Interest	/'ɪntrəst/
Agree	/ə'gri:/
Cousin	/'kʌzɪn/
Confuse	/kən'fju:z/
Surprise	/sə'praɪz/

Island	/ˈaɪlənd/
Fishing	/ˈfɪʃɪŋ/
Plan	/plæn/
Great	/ɡreɪt/

Next, they followed the teacher in pronouncing words on the book, when students get difficulties in pronunciation, the teacher asks the students to raise their hands and mention the words that they find difficult, but students should only ask after all available word are mentioned the project was individual activity. This activity developed the students knowledge in pronunciation.

Activity 3

Match the vocabularies with the Indonesian equivalent! After that, mention and exemplifies the use of vocabulary-related expressing intention. Compare your answer with your partner! See the example below

Expression	Bingung
Interest	Setuju
Agree	Rencana
Cousin	Hebat
Confuse	Kejutan
Surprise	Memancing
Island	Pulau
Fishing	Sepupu
Plan	Tertarik
Great	Ekspresi

This activity was the first state objective “Mention and exemplifies the use of vocabulary-related expressing intention properly”, the students used

their vocabulary approach as knowledge in this activity. In this activity, students are allowed to use dictionary or work in pair with one of their friends to discover the meaning of the available vocabulary. After finding the meaning of the word, the students will make sentences that relates to the expressing intention.

Activity 4



Read again the dialogue above. Identify the bold-typed

Read the following conversation. Take turns with your partner seat. Study the sentences and paying attention to the words in the bold-typed expressions.

Next week is a semester holiday. You want to go somewhere to enjoy the weekend. It means you have an intention to do something on the weekend. The plan is, you are going out of town. Now, let's learn how to communicate the plan to your friends.

Read the dialog below:

Andin :“Hi Yuti, what’s up?”

Yuti :“Hello, I’m fine thanks. How about you?”

Andin :“I am doing well. By the way, next week is the semester holiday. Have you got any plans?”

Yuti :“Hello, I’m fine thanks. How about you?”

Andin :“I am doing well. By the way, next week is the semester holiday. Have you got any plans?”

Yuti :“I don’t know, I still thinking about that. What about you?”

Andin :“**I am going to go to Bali Island.** I have never been there before.”

Yuti :“People say the Bali is really beautiful. Which resorts will you visit?”

Andin :“Perhaps, **I will go to Kuta Beach.**”

Yuti :“Will you surf, then?”

- Andin :“No, I won’t. I cannot swim, Yuti.”
- Yuti :“So, What are you going to do there?”
- Andin : **“I am going to enjoy the sunset, play sand on the beach and enjoying the scenery.”**
- Yuti :“That sounds great! I hope you enjoy your holiday, Andin.”
- Andin :“Thank you Yuti ! and what about you ? still confuse or what ?
- Yuti :“**I wouldlike to go fishing with my cousin in the near lake my grandma house.** But mybe my cousin still busy”
- Andin :“Wow that’s sound interesting.
- Yuti :“ Yeah i think so! Because i **would rather go to fishing than practice baking a cookies** with my sister hahaha!
- Andin :“I agree with you ☺. I hope you enjoy your fishing Yuti!
- Yuti :“Thankyou andin, you too.

Read again the dialogue above. Identify the bold-typed expressions and fill in the table below with the questions and statement form of the expressions.

see the example

	Question form	Statement form
I would like....		
I will....		
I am going to....		<i>I am going to go to Bali Island</i>
i would rather....		

In activity four the students asked to read the dialogue. While the students reading, students are also required to pay attention to the bold type in the dialogue which is include expressing intention sentences. And then the students make the question form and statement form based on the dialogue in questioning phase as the students knowledge, and reading as the students skill. This project is pair activity.

Activity 5



GRAMMAR REVIEW

In the beginning of the class we have talk about the plan we do when holidays, that's also call expressing intention.

What is expressing intention ? Study explanation below.

Expressing Intention is words or sentences to state our plan or something that we intended to do in the future

Social function:

To state plans or something intended to do in the future.

I would like to

I will

I want to

I am going to

I would rather

Examples of Expressing Intention:

I would like to tell about my family

I will visit museum today

I want to make a pancake

I am going to introduce my friend

□ *I would rather stay at home than go fishing*

To express willingness: use will

(+) Subject + will + V1 + Object/Complement

(-) Subject + will not + V1 + Object/Complement

(?) Will + subject + V1 + Object/complement

(+) She will visit her cousins on the next holiday.

(-) She will not visit her cousins on the next holiday.

(?) Will she visit her cousins on the next holiday?

To express a prior plan: Use only be going to

(+) Subject + Be going to + V1 + O/C

(-) Subject + Be not going to + V1 + O/C

(?) Be + Subject + going to + V1 + O/C

(+) She is going to visit her cousins on the next holiday.

(-) She is not going to visit her cousins on the next holiday?


(?) Is she going to visit her cousins on the next holiday?

After studying the grammar review above, create 5 sentences which is containing expressing intention!!!

In activity five, the students were studied about the grammar review and collect information about the use of expressing intention in collecting phase as the second state objective mention previously “Identifying text structure, and linguistics element in ask and give about expressing intention text appropriately” after study about the grammar role of this chapter, teacher asked the students to make 5 sentences which is containing expressing intention. This activity based on the third state objective “Give an example of expressing intention in oral and written text accurately. And the project is individual activity.

Activity 6

Complete the crossword. Use the clue given in the following crossword without using the *-ing* form, complete all the boxes. Compare your answer with your classmate seats.



Vertical

1. An activity when two or more people meet. The synonym of talk
2. An activity your do when studying in class.
3. An activity do in outdoor and familiar with mountain.
5. An activity your do when people talk to you.
7. An activity your do when you looking something.

Horizontal

2. An activity you doing when have a free time.
4. An activity in outdoor to visit other places. Familiar with the tourist.
6. An activity when you want one thing.
7. An activity your do when you want to know something
8. An activity your do when see a book and curious about that

In activity six, the teacher give students scientific approach like *crossword* to build up the students vocabulary or vocabulary builder. In this activity the students are work in pair with their classmate seats. It's

also rebuilds the spirits of students in learning because this activity is like a crossword puzzle games. So students should really pay attention to the clue provided in order they can fill the empty boxes. This activity emphasizes the ability of students in reading while they are thinking out loud.

Activity 7

Vocabulary Exercise



Work in pair with your classmate seat. Complete the sentences by using the words on the box. After complete those sentences, Share your answer in front of the class!



Conversation between Sarah and Ali

Sarah : Hello Ali, what are do this weekend ?

Ali : Hello, I am going tomy grandmother in Jakarta. How about you ?

Sarah : Well, I still do not have anyfor the weekend.

Ali : Why don't you go to?

Sarah : That is aidea. But, I have to do my assignment first. Have you done your assignment ?

Ali : No, I have not, I'd like to do then this evening

Sarah : Well, Can we do?

Ali : Yes, of course

Sarah : Okay,..... I will go to your house at 4 P.M then

Ali : i will befor you.

In activity seven, the students also give an exercise to build up their vocabulary. In this project the students work individually first and then they have to share their answer in front of the class. The learning process was start with reading activity and the middle of the process there was writing because the students input the available words into available sentences and the last there was speaking skill as the core skill in this activity.

Activity 8

Make a dialogue with your group consist of 5 persons based on the situations below.

1. You plan to go the zoo in the weekend. You ask your parents to take you there !

Answer:

A:

B:

A:

B:



2. You plan to make a surprise for your best friend. You ask your classmate to help you.

Answer:

A:
B:
A:
B:

3. You have a biology project from your teacher, and you still don't have group. You ask your friend to join in your group. Three of your friend are agree, but one others can't join with you

Answer:

A:
B:
A:
B:

4. Next month is a holiday and you have make a decision to go bali. You want to know what your friend is planning.

Answer:

A:
B:
A:
B:

5. Your teacher ask you to decorate your class. You and your friends discussing to collect the money to buy a paint. Some of your friends disagree about that.

Answer:

A:

B:

A:

B:

Activity eight is a group activity, the group are consist by five persons each group. This activity use associating phase as knowledge, students are asked to make dialogue according to the clue that had been given. This activity also developed student's writing skill. In this activity the teacher only control the sate of the class while the students are required to be active.

Activity 9

Act out one of the dialogue in front of your friends class.

Activity nine as an intermediated exercise from activity eight, this activity developed student skill in speaking. Activity nine also became the last state objective of this chapter "Demonstrating one dialogue of the expressing in front of the class in detail". The project is group activity were the students demonstrated the dialogue they have made in their group.

Activity 10

Make a small group consist by 3 person. Then, write down short essay about your family holiday plan. Use the words I would like to... I will..... I am going to..... and would rather

To make easy your task, some of questions are usually use to express intention are :

- Where would you like to go in holiday.?
- What are you going to do during holiday ?
- Do you have any special interest ?

After finishing the paragraph deliver in front of your group mates!

In activity ten, the students asked to write down short essay about the family holiday plans and then deliver in front of their group mates while other member noted the expressing intention of the essay that their friend delivered in communicating phase. This activity build up the students writing because the students write down short essay where they can looking for some references from internet or another sources. This activity also developed students speaking skill.

Activity 11

At the end of this chapter, ask yourself the following questions to know how effective your learning process is.

1. Are you able to identify the form and uses of I would lie to, I will, I am going to and would rather ?
2. Can you make statements or questions using I would lie to, I will, I am going to and would rather ?

If you answer 'no' to one of those questions, see your teacher and discuss with him/her on how to make you able to express your intention in spoken and written forms.

Activity eleven contain some questions as the student's reflection to know the level of students comprehension about expressing intention material. By this question teacher can know the weaknesses and difficulties that faced by students. So by knowing this, teacher can make other approaches, methods, strategies or other techniques that will increase students' knowledge in learn expressing intention.

Activity 12

Try to make a casual discussion with your friend about activities you plan to do after school.

Activity twelve is the last activity of the chapter. This activity as further activity to make students more understand about expressing intention. The students used their writing skill in this last activity. The project of this activity is pair activity.

4) Learning Instruction

Type of activity here as stated before were the type of the project or assignment given. It could be self-activity, pair activity, group, etc. Furthermore the topics include 12 activities.

The last learning instruction, text structure, in the topic the grammatical rule is about simple present tense.

In addition, the learning instructions stated previously were designed based on the syllabus of 2013 Curriculum especially in the text structure and activity. Thus, the analyze learners was also been a resources in designing the product especially in type of activity and the appearance of the product.

4. The Result of Utilize Media & Material

1. Reviewing the materials

In this section, the researcher makes sure that the material completely ready before beginning the lesson.

2. Preparing the material

The researcher prepares the material by bringing the full copies of the materials to the students.

3. Preparing the environment

The researcher checks the classroom condition. The researcher should makes some trials before the teaching stage against any possible misfortunes.

4. *Preparing the students*

It is well-known that there is a close relationship between the readiness levels of learners (motivation) and learning. In order to prepare and to attract the notice of the students for the lesson, the researcher and gave general information, such as the objectives of the lesson.

5. *Ensuring a learning experience*

After the preparations and controls were completed, the instructor can start the teaching stage.

5. The Result of Require Learner Participation

In this step, the researcher write down the activities according to the product with time allocation each activity.

Time Allocation	Type of activity	Model of Exercise
15 minutes Starting Up	Individual activity	Choose one picture, explain in front of the class
5 minutes Sound out	Individual practice	Listen and pronounce vocabulary
10 minutes	Individual and pair	Find the words meaning
25 minutes Reading and answer question	Pair	Complete the blank table
15 minutes Grammar review	Individual and pair	Make a sentences
15 minutes Vocabulary builder	Individual practice	Complete the boxes
15 minutes Vocabulary exercise	Pair	Complete the blank dash
25 minutes Writing	Group	Answer the question
10 minutes Speaking	Pair	Speak in front of the class

15 minutes Writing	Group	Communicating
15 minutes Reflection	Individual	Self Reflection
10 minutes Further activities	Individual and pair	Discussing

6. The Result of Evaluate and Revise

$$\text{Validity value} = \frac{\text{The sum of Score}}{\text{The sum of Max.Score}} \times 100$$

In 100%

80-100 = Very Valid

60-79 = Less Valid

0-59 = Invalid

Criteria	Expert 1	Expert 2	Expert 3	Total score	Validity Value	Validity
1	3	3	3	9	100	VV
2	3	3	3	9	100	VV
3	3	3	3	9	100	VV
4	3	3	3	9	100	VV
5	3	3	3	9	100	VV
6	3	3	3	9	100	VV
7	3	2	2	7	77,777	LV
8	3	3	3	9	100	VV
9	2	3	2	7	77,777	LV
10	2	2	2	6	66,666	LV
11	2	2	2	6	66,666	LV
12	3	3	3	9	100	VV
13	3	3	3	9	100	VV

14	3	3	3	9	100	VV
15	3	3	3	9	100	VV
16	2	3	3	8	88,888	VV
17	2	2	2	6	66,666	LV
18	3	3	3	9	100	VV
19	1	3	2	6	66,666	LV
20	3	3	3	9	100	VV
21	2	2	2	6	66,666	LV
22	2	2	2	6	66,666	LV
23	3	3	3	9	100	VV
24	3	3	3	9	100	VV
25	2	2	3	7	77,777	LV
26	2	2	2	6	66,666	LV
27	3	3	3	9	100	VV
28	3	2	3	8	88,888	VV
29	3	3	3	9	100	VV
30	2	2	2	6	66,666	LV
31	2	2	2	6	66,666	LV
32	3	3	3	9	100	VV
33	2	3	3	8	88,888	VV
34	2	2	2	6	66,666	LV
35	2	2	2	6	66,666	LV
36	2	2	2	6	66,666	LV
37	3	3	3	9	100	VV

The components of the teaching materials 3.3 and 4.3 competences that developed as a printed material already shown and checked by the expert and again to validate the learning materials expert used the instrument of learning

material analysis. The learning material analysis used was the standard one, where there approximately four items marked then the printed material validated.

Moreover, the first item was the suitability of the materials with the standard competencies. Then, the expert her self marked that the learning materials in the printed material already suitable with the standard competencies. The second item was the breadth, depth, up to date, and accuracy of the teaching materials in every single meeting. The expert claimed that all the materials in were accurate and up to date since the source were strong and accurate. Further, the third item that marked was the sample of the learning materials should showed the factual knowledge, conceptual knowledge, as well as its procedure. The expert claimed that the learning materials already showed what this item was strived for. The last item was the properness of the learning activity in every single meeting. Since the activities in the printed material were cleared and explained the step of the activity by using the scientific approaches, then the expert convinced that all the learning activities were proper. Finally, after all the items marked and resulted goods mark, the printed materials then claimed as valid.

a. *The Result of Development and Expert Judgment Suggestion*

Considering of the teaching materials that developed, the expert found some grammatical errors and misspelling words in the product especially in the instruction. The expert also told the researcher to use the simple language in the content of materials. In addition, the expert asked the researcher to give

an example in some exercises. Forward, the expert said that the researcher should consider about the time allocation every activity

B. Discussion

Curriculum is a variable that will significantly impact on decisions about designing materials for teaching. Many teachers are bound by a mandated curriculum defining the contents, skills, and values to be taught. Whether imposed at school or state level, a curriculum outlines the goals and objectives for the learners and the course of study. Whatever the curriculum, it is the teacher's responsibility to ensure that the goals and objectives of the overarching curriculum are kept close at the hand when designing materials (Nunan, 1988). Furthermore, the curriculum in Indonesia already experienced several changes and the latest one was called 2013 Curriculum or abbreviated with K-13.

1. The obstacles on implementing the K-13

The government of the Republic of Indonesia represented by the Ministry of Education and Culture has stipulated that the new curriculum, K-13 should be implemented in all levels of education all over Indonesia starting from 2013-2014 academic year. This change, of course, result in a number of consequences for the stakeholders. One of the stakeholders that directly experience the consequences most is the teacher. Below are several obstacles on implementing the K-13:

- a. The teachers who have begun to feel convenient and be accustomed to with the implementation of the School-Based Curriculum (SBC),

suddenly have to shift their mind and teaching practices to this new curriculum. (Abdul Muth'im, 2014)

- b. The central government through Ministry of Education and Culture provided English textbook both for the teacher (teacher's book) and student (student's book) but the materials of the books were difficult to understand by the students.
- c. The main problem is that the teachers have to design the materials for teaching and learning process based on the syllabus that already arranged by the government.

2. Designing English Materials for Teaching Descriptive Text dealing with K-13

In designing English Teaching Materials may range from one-off, single use items to extensive programs of work where the tasks and activities build on each other to create a coherent progression of skills, concepts, and language items. Moreover, in 2013 curriculum or K-13, it was arranged that the components of the materials should apply the syllabus, where core competences must be achieved. Furthermore, this research was done with a product called Module where arranged based on K-13 and based on the students' need.

Furthermore. for the research question about need analysis the researcher found in systematic organization of materials that the students wanted materials from conversation and observation, and material with real example.

Ganjarsari found out from her survey on students of 7B class of SMP Wahid Hasyim Malang that the newest curriculum, 2013 Curriculum, which consists of many materials in one chapter that make the students to get bored. By her study, researcher conducted a research in developing the song to teach language components for the seventh graders of SMP Wahid Hasyim Malang that evidently can support the learning activity and improve students' mastery in vocabulary, pronunciation, and grammar.

Moreover, in systematic organization of analyze learners of questionnaire, the researcher indicated that in learning English, particularly in learning adjective and noun materials was well-organized, understandable, full color, and real picture.

In addition, the result of evaluation of student's book analysis instrument by the expert, were well-defined goals. For instance, practice the useful expression, discussions, pairs, small group, and individual. The result from validation of teaching materials showed that the goals of product were clear and understandable. This module was hoped can help both the teachers and students in learning English especially about descriptive text materials.

CHAPTER V

CONCLUSIONS AND SUGGESTIONS

This chapter deal with conclusion of this research and suggestion for some people related to this research.

A. Conclusions

Based on the findings and discussions of the research that has been done, and are associate with the formulation of the research focus, it can be conclude that the systematic organization of developing expressing intention material dealing with 2013 curriculum all ready checked by the expert in order to validate the whole materials in printed material and claimed that it was validated by the expert.

The product was developed based on the result of the analysis of the questionnaire that distributed to the student in tenth grade students in SMA Negeri 16 Makassar where the aim of the questionnaire was to know the students' general characteristics, entry competencies, and learning styles.

Product made by the researcher especially for expressing intention material into one unit with the title I am going to, which consist of 12 activities. Each activity is made with different time allocation in accordance with the consideration undertaken by the researcher but based on the number of hours that have been set in the existing syllabus.

B. Suggestions

This part refers to the suggestions for utilization of the product, and dissemination of the product. They were discussed on the following.

1. Utilization

This product is developed for Tenth Grade students. It can be used in English Language Teaching Department. Therefore, it is strongly recommended for the teachers who teach English subject to use this product as their primary reference.

2. Dissemination

Many ways can be done to disseminate this product. First, publishing for a commercial purpose can be the best way to disseminate it because the publisher will work hard to sell it as much as possible. Second, calling a seminar or workshop can also be away to disseminate it. It means that it was promoted to the public who attend to the seminar. Finally, the internet is also one of the best alternatives to disseminate it. It can be uploaded either for commercial or free, and then we share its link to our friends, community, and groups using Facebook, Twitter, E-mail, and other social media.

BIBLIOGRAPHY

- ArizonaWidya,*Expressing.intention*.<https://www.slideshare.net/mobile/widyakurniaarizona/expressing-intention-45537395>
- Brian, Tomlinson.*Materials Development in Language Teaching*.United Kingdom: Cambridge University Press. 2011.
- Gustafson, KL & Branch, RM 2002, *Instructional Development Models*, edk 4, Printed in the United States of America.
- Ganjarsari. *Developing The Song To Teach Language Components for The Sevents Grades of Smp Wahid Hasyim Malang. Thesis 2015*
- Han, Lixin. “The ASSURE Model: Integrating Technology into Learning”. University of Victoria.
- Harvito, Kaezar. Teknik Analisis Data. Post on 9 February 2016. Accessed on 10 November. <http://harvithokzr.blogspot.co.id/2016/02/teknik-analisis-data.html>.
- Kaezar, Harvito. Teknik Analisis Data. Post on 9 February 2016. Accessed on 10 November. <http://harvithokzr.blogspot.co.id/2016/02/teknik-analisis-data.html>
- Khasanah, Irma Nur. *The Implementation of 2013 Curriculum by The English Teacher and Its Barriers, Thesis*. Semarang: Education and Teacher Training Faculty, Walisongo State Islamic University. 2015.
- Khoir, Miftahul. *Developing English Learning Materials for Young Learners Based on Needs Analysis, Thesis*. Makassar: School of Graduate Studies, State Islamic University of Alauddin. 2015.
- Limpo, Ridwan. *Developing Descriptive Text Materials Dealing with 2013 Curriculum of the Seventh Grade in MTsN.Balang-Balang. Thesis*. Makassar: School of Graduate Studies, State Islamic University of Alauddin. 2016.
- Muth'im, Abdul. *Revitalization Of English Teacher Education : And Effort To Improve The Quality Of Students' Learning In English. Articles (English Eduactional Program Lambung Mangkurat University Banjarmasin Indonesia, 2014)*.
- Nunan. Principle in Materials Designe. Post On 14 July 2014. Accessed on 29 october 2017. https://prezi.com/_b1a5glfg-ab/principles-in-materials-designe-nunan-1988/.

Pengertianbahanajarcetak, <https://teknologipendidikankita.wordpress.com/2012/09/16/pengertian-bahan-ajar-cetak/>.

Purnamasari, Yohana Dian Ratna. *Developing English Learning Materials For Grade X Students of Beauty Study Program. Thesis*. Yogyakarta: English Education Department Faculty Of Languages And Arts State University Of Yogyakarta. 2015. p. 7-8.

Utari Sherly Yudistiya. *Pengembangan Media E-Book Pada Mata Pelajaran Bahasa Inggris Kelas X Di SMA Negeri 2 Padang Panjang. Thesis 2010*.





UNIVERSITAS ISLAM NEGERI
ALAUDDIN
M A K A S S A R

Appendix 1
Questionnaire
(For Students)

General Characteristics

Isilah identitas anda sesuai format di bawah ini & beri tanda centang pada kotak pilihan jawaban Anda.

1. Nama :
2. Jenis Kelamin
 - Perempuan
 - Laki-Laki
3. Tempat/tgl lahir :/...../.....
4. Kelas :
5. Alamat :
6. Asal Sekolah :
7. Kegiatan Ekstrakurikuler yang diikuti
 -
8. Agama

<input type="checkbox"/> Islam	<input type="checkbox"/> Buddha
<input type="checkbox"/> Kristen Protestan	<input type="checkbox"/> Khonghucu
<input type="checkbox"/> Katolik	<input type="checkbox"/> Lainnya
<input type="checkbox"/> Hindu	
9. Bahasa sehari hari
 - Bahasa Indonesia
 - Bahasa Bugis
 - Bahasa Makassar
 - Bahasa Jawa
 - Bahasa Inggris
 - Lainnya.....

10. Suku/asal daerah :.....

11. Gadget pribadi yang dimiliki

- | | |
|-------------------------------------|-----------------------------------|
| <input type="checkbox"/> Handphone | <input type="checkbox"/> Computer |
| <input type="checkbox"/> Smartphone | <input type="checkbox"/> Tablet |
| <input type="checkbox"/> Notebook | |

12. Pekerjaan Orang tua

- Ayah :..... • Ibu :.....

13. Pendidikan Terakhir orang Tua

• Ayah

- | | |
|---|----------------------------------|
| <input type="checkbox"/> Tidak Tamat SD | <input type="checkbox"/> S2 |
| <input type="checkbox"/> Tamat SD | <input type="checkbox"/> S3 |
| <input type="checkbox"/> Tamat SMP | <input type="checkbox"/> Lainnya |
| <input type="checkbox"/> Tamat SMA | |
| <input type="checkbox"/> S1 | |

• Ibu

- | | |
|---|----------------------------------|
| <input type="checkbox"/> Tidak Tamat SD | <input type="checkbox"/> S2 |
| <input type="checkbox"/> Tamat SD | <input type="checkbox"/> S3 |
| <input type="checkbox"/> Tamat SMP | <input type="checkbox"/> Lainnya |
| <input type="checkbox"/> Tamat SMA | |
| <input type="checkbox"/> S1 | |

14. Penghasilan Orang Tua/bulan

- 100.000 - 500.000
- 500.000 - 1.000.000
- 1.000.000 – 2.000.000
- 2.000.000 - 5.000.000
- 5.000.000 – 20.000.000
- > 20.000.000

Entry Competencies

Berilah tanda centang pada kotak pilihan jawaban Anda.

1. Kendala apa yang terkadang menghambat anda dalam belajar bahasa inggris?
 - Vocabulary yang terbatas
 - Pengetahuan Grammar yang kurang
 - Kesulitan dalam pengucapan
 - Lainnya
.....
2. Keterampilan/Skill bahasa apa yang menurut anda paling sulit?
 - Listening (Mendengarkan)
 - Reading (Membaca)
 - Speaking (Berbicara)
 - Writing (menulis)
3. Apakah anda sedang/telah mengikuti Kursus bahasa inggris?
 - Ya
 - Tidak
4. Apakah anda pernah belajar/mendengar materi tentang niat melakukan sesuatu?
 - Ya
 - Tidak
5. materi niat melakukan seperti apakah yang biasa/pernah anda pelajari?
 - Niat melakukan liburan
 - Niat membantu orang terdekat
 - Niat melakukan hobi yang anda sukai

6. Jika niat tentang melakukan liburan, liburan seperti apakah yang akan anda lakukan ?

- Pergi ke luar negeri
- Mengunjungi tempat baru yang ada di sekitar anda
- Mengunjungi wisata local/ nusantara

7. Jika materi tentang niat membantu orang terdekat, tentang siapakah yang anda pernah baca/dengar?

- Niat membantu orang tua
- Niat membantu sahabat
- Niat membantu teman
- Niat membantu keluarga



Learning Styles

Berilah tanda silang pada salah satu jawaban yang sesuai menurut Anda

1. Bagaimana Kebiasaan Anda dalam belajar sesuatu yang baru?
 - a. Dengan mendengarkan yang diceritakan guru.
 - b. Dengan melihat guru melakukan sesuatu
 - c. Dengan melakukan sendiri apa yang dipelajari
2. Apa yang biasa anda lakukan di dalam rumah pada waktu senggang?
 - a. Membaca buku, komik, majalah, atau surat kabar yang lucu.
 - b. Menggambar, mewarnai, mengecat, bermain game, menata ruang, dll
 - c. Menari atau melakukan pekerjaan fisik lainnya.
3. Apa yang biasa Anda lakukan pada akhir pekan?
 - a. Berbicara di telepon, HP, atau Chatting bersama kawan
 - b. Bermain musik, melakukan kegiatan seni atau mendengarkan musik
 - c. Berolahraga
4. Bagaimana cara terbaik bagi anda dalam mengingat nomor telepon?
 - a. Menyebut angka berkali-kali sambil memencet tombolnya
 - b. Berusaha membayangkan nomornya
 - c. Menulis nomornya (walaupun hanya di udara)
5. Apa yang anda perhatikan lebih banyak ketika menonton film?
 - a. Apa saja yang dikatakan seorang pemeran utama kepada lainnya
 - b. Pakaian yang digunakan, pemandangan, dan hal hal spesial di sekitarnya
 - c. Semua adegan yang membuat saya merasa bahagia, takut, atau marah
6. Ketika anda membaca buku cerita, apa yang paling diperhatikan?
 - a. Saya berpikir tentang makna kata-katanya
 - b. Saya membayangkan semua yang dibaca
 - c. Saya merasakan apa yang pemeran sedang rasakan
7. Bagaimana anda menceritakan kepada seseorang tentang binatang yang luar biasa yang pernah anda liat?
 - a. Menjelaskan dengan kata kata
 - b. Menggambar foto binatang itu (di atas kertas atau di papan tulis)
 - c. Menggunakan anggota tubuh saya untuk meniru binatang itu.

8. Saya baru memahami sesuatu itu bagus sekali setelah saya...
 - a. Memikirkan barang itu
 - b. Melihatnya
 - c. Mencobanya
9. Salah satu kebiasaan saya untuk menghabiskan waktu adalah...
 - a. Mendengar musik
 - b. Bermain video game pada komputer/laptop
 - c. Pergi berbelanja, jalan jalan atau mengerjakan sesuatu
10. Ketika saya bertemu dengan orang baru, saya biasa mengingat.
 - a. Sesuatu yang dikatakan
 - b. Pakaian yang digunakan (penampilannya)
 - c. Bagaimana dia bertindak atau berbuat

Berilah Tanda centang pada pilihan jawaban anda

11. Cara belajar apa yang menurut anda lebih menarik/ampuh?
 - Individu
 - Berpasangan
 - Kelompo

12. Hal apa yang biasanya membuat anda antusias dalam mengikuti proses pembelajaran?

- Tampilan Bahan ajar yang menarik
- Model belajar yang variatif dan berbeda dari biasanya
- Media pembelajaran yang kreatif
- Lainnya.....




APPENDIX 2

PRINTED MATERIALS



K.D 3.3

I am going to..



Tujuan Pembelajaran:

Setelah mempelajari materi, siswa diharapkan mampu:

- Menyebutkan dan memberi contoh dari penggunaan kosa kata terkait tentang menyatakan dan menanyakan niat melakukan sesuatu secara akurat.
- Mengidentifikasi unsur kebahasaan untuk menyatakan dan menanyakan tentang niat melakukan sesuatu secara tepat.
- Menyusun teks lisan dan tulis untuk menyatakan dan menanyakan tentang niat melakukan sesuatu secara tepat.
- Mengidentifikasi contoh penggunaan *be going to*, *would you like to* secara terperinci
- Mendemonstrasikan sebuah dialog tentang niat melakukan sesuatu di depan kelas secara tepat



STARTING UP



Activity 1

Let's start

Observe the picture below. Which one will you choose when the holidays comes ? Why do you prefer to choose that than the others ?

Tell your friends your answer !!!

Help your parents

Go to Beach



Picture 1

Source: <https://goo.gl/images/VhqkEL>



Picture 2

Source: <https://goo.gl/images/cUz3rT>



Picture 3

Source: <https://goo.gl/images/UAyQTJ>



Picture 4

Source: <https://goo.gl/images/YtZ2TQ>



Activity 2



Individually look and listen to your teacher pronounce these following vocabularies and then repeat after him/her.

Expression	/ɪk'spreʃn/
Interest	/'ɪntrəst/
Agree	/ə'gri:/
Cousin	/'kʌzn/
Confuse	/kən'fju:z/
Surprise	/sə'praɪz/
Island	/'aɪlənd/
Fishing	/fɪʃɪŋ/
Plan	/plæn/
Great	/greɪt/

VOCABULARY

Activity 3



Match the vocabularies with the Indonesian equivalent! After that, mention and exemplifies the use of vocabulary related expressing intention. Compare your answer with your partner! See the example below.

Expression	Bingung
Interest	Setuju
Agree	Rencana
Cousin	Hebat
Confuse	Kejutan
Surprise	Memancing
Island	Pulau
Fishing	Sepupu
Plan	Tertarik
Great	Ekspresi





READING



Read the following conversation. Take turns with your partner seat. Study the sentences and paying attention to the words in the bold-typed expressions.

Next week is a semester holiday. You want to go somewhere to enjoy the weekend. It means you have an intention to do something on the weekend. The plan is, you are going out of town. Now, let's learn how to communicate the plan to your friends.

Read the dialog below:

Andin : “Hi Yuti, what’s up?”

Yuti : “Hello, I’m fine thanks. How about you?”

Andin : “I am doing well. By the way, next week is the semester holiday. Have you got any plans?”

Yuti : “Hello, I’m fine thanks. How about you?”

Andin : “I am doing well. By the way, next week is the semester holiday. Have you got any plans?”

Yuti : “I don’t know, I still thinking about that. What about you?”

Andin : “**I am going to go to Bali Island.** I have never been there before.”

Yuti : “People say the Bali is really beautiful. Which resorts will you visit?”

Andin : “Perhaps, **I will go to Kuta Beach.**”

Yuti : “Will you surf, then?”

Andin : “No, I won’t. I cannot swim, Yuti.”

Yuti : “So, What are you going to do there?”

Andin : “**I am going to enjoy the sunset, play sand on the beach and enjoying the scenery.**”

Yuti : “That sounds great! I hope you enjoy your holiday, Andin.”

Andin : “Thank you Yuti ! and what about you ? still confuse or what ?

Yuti : “**I wouldlike to go fishing with my cousin in the near lake my grandma house.** But mybe my cousin still busy”

Andin : “Wow that’s sound interesting.

Yuti : “ Yeah i think so! Because i **would rather go to fishing than practice baking a cookies** with my sister hahaha!

Andin : “I agree with you ☺. I hope you enjoy your fishing Yuti!

Yuti : “Thankyou andin, you too.



Activity 4



Read again the dialogue above. Identify the bold-typed expressions and fill in the table below with the questions and statement form of the expressions. see the example

	Question form	Statement form
I would like....		
I will....		
I am going to....		<i>I am going to go to Bali Island</i>
i would rather....		

UNIVERSITAS ISLAM NEGERI
ALAUDDIN
M A K A S S A R





GRAMMAR REVIEW



In the beginning of the class we have talk about the plan we do when holidays, that's also call expressing intention.

What is expressing intention ? study explanation below.

Expressing Intention is words or sentences to state our plan or something that we intended to do in the future

Social function:

To state plans or something intended to do in the future.

- I would like to*
- I will*
- I want to*
- I am going to*
- I would rather*

Examples of Expressing Intention:

- I would like to tell about my family*
- I will visit museum today*
- I want to make a pancake*
- I am going to introduce my friend*
- I would rather stay at home than go fishing*

To express willingness: use will

- (+) Subject + will + V1 + Object/Complement*
- (-) Subject + will not + V1 + Object/Complement*
- (?) Will + subject + V1 + Object/complement*
- (+) She will visit her cousins on the next holiday.*
- (-) She will not visit her cousins on the next holiday.*
- (?) Will she visit her cousins on the next holiday?*





To express a prior plan: Use only *be going to*

(+) Subject + *Be going to* + V1 + O/C

(-) Subject + *Be not going to* + V1 + O/C

(?) *Be* + Subject + *going to* + V1 + O/C

(+) *She is going to visit her cousins on the next holiday.*

(-) *She is not going to visit her cousins on the next holiday?*

(?) *Is she going to visit her cousins on the next holiday?*

Activity 5




After studying the grammar review above, create 5 sentences which is containing expressing intention!!!

VOCABULARY BUILDER

Activity 6



Complete the crossword. Use the clue given in the following crossword without using the *-ing* form, complete all the boxes. Compare your answer with your classmate seats.



Vertical

1. An activity when two or more people meet. The synonym of talk
2. An activity your do when studying in class.
3. An activity do in outdoor and familiar with mountain.
5. An activity your do when people talk to you.
7. An activity your do when you looking something.

Horizontal

2. An activity you doing when have a free time.
4. An activity in outdoor to visit other places. Familiar with the tourist.
6. An activity when your want one thing.
7. An activity your do when you want to know something
8. An activity your do when see a book and curious about that

Activity 7

Vocabulary Exercise



Work in pair with your classmate seat. Complete the sentences by using the words on the box. After complete those sentences, Share your answer to the class!

Going to

Great

Plan

Visit

Good

Together

Conversation between Sarah and Ali

Sarah : Hello Ali, what are do this weekend ?

Ali : Hello, I am going tomy grandmother in Jakarta. How about you ?

Sarah : Well, I still do no not have anyfor the weekend.

Ali : Why don't you go to?

Sarah : That is aidea. But, I have to do my assignment first. Have you done your assignment ?



Ali : No, I have not, I'd like to do then this evening

Sarah : Well, Can we do?

Ali : Yes, of course

Sarah : Okay,..... I will go to your house at 4 P.M then

Ali : i will befor you.



SPEAKING



Activity 8



Make a dialogue with your group consist of 5 persons based on the situations below.

1. You plan to go the zoo in the weekend. You ask your parents to take you there !

Answer:

A:

B:

A:

B:

2. You plan to make a surprise for your best friend. You ask your classmate to help you.

Answer:

A:

B:

A:

B:



3. You have a biology project from your teacher, and you still don't have group. You ask your friend to join in your group. Three of your friend are agree, but one others can't join with you

Answer:

A:

B:

A:

B:

4. Next month is a holiday and you have make a decision to go bali. You want to know what your friend is planning.

Answer:

A:

B:

A:

B:

5. Your teacher ask you to decorate your class. You and your friends discussing to collect the money to buy a paint. Some of your friends disagree about that.

Answer:

A:

B:

A:

B:



Activity 9



Act out one of the dialogue in front of your friends class.

WRITING

Activity 10



Make a small group consist by 3 person. Then, write down short essay about your family holiday plan. Use the words *I would like to... I will..... I am going to..... and would rather*

To make easy your task, some of questions are usually use to express intention are :

- Where would you like to go in holiday.?
- What are you going to do during holiday ?
- Do you have any special interest ?

After finishing the paragraph deliver in front of your group mates!

Activity 11



At the end of this chapter, ask yourself the following questions to know how effective your learning process is.

1. Are you able to identify the form and uses of I would like to, I will, I am going to and would rather ?
2. Can you make statements or questions using I would like to, I will, I am going to and would rather ?

If you answer 'no' to one of those questions, see your teacher and discuss with him/her on how to make you able to express your intention in spoken and written forms.





FURTHER ACTIVITIES

Activity 12

Try to make a casual discussion with your friend about activities you plan to do after school.



A large orange scroll-like box with a white border and a white shadow. It contains seven horizontal dotted lines for writing. The box has a white scroll effect on the left and right sides.

***You're Braver Than You
Believe & Stronger Than You
Seem & Smarter Than You
Think***



Appendix 3

Experts' judgment rubric


No	Aspects	Component	Criteria	Value	
1.	Systematic Organization of Materials	Cover Design	The Cover are very informative & attractive to the target learners	3	
			The Cover are less informative & attractive to the target learners	2	
			The Cover are not informative & attractive to the target learners	1	
		Font	The font are very clear, consistent & readable	3	
			The font are less clear, consistent & readable	2	
			The font are not clear, consistent & readable	1	
		spacing	The spacing are very appropriate and consistent	3	
			The spacing are less appropriate and consistent	2	
			The spacing are not appropriate and consistent	1	
		Pictures & Illustration	The picture are very relevant to the content, text are very well balanced, the Illustrations are very varied and attractive to learners	3	
			The picture are less relevant to the content, text are less well balanced, the Illustrations are less varied and attractive to learners	2	
			The picture are not relevant to the content, text are not well balanced, the Illustrations are not varied and attractive to learners	1	
		Organization of materials	The materials are very organized attractively, appropriate, and organized in logically ordered tasks.	3	

			The materials are less organized attractively, appropriate, and organized in logically ordered tasks.	2	
			The materials are not organized attractively, appropriate, and organized in logically ordered tasks.	1	
		Instructional objectives	The instructional objectives are very clear, understandable, ordered appropriately, and reflect to the topic.	3	
			The instructional objectives are less clear, understandable, ordered appropriately, and reflect to the topic.	2	
			The instructional objectives are not clear, understandable, ordered appropriately, and reflect to the topic.	1	
2.	Systematic English Teaching	Activities	The activities are very attractive, motivated learners, and varied in format.	3	
			The activities are less attractive, motivated learners, and varied in format.	2	
			The activities are not attractive, motivated learners, and varied in format.	1	
		Example	The example are very clear, understandable, easy, and difficult.	3	
			The example are less clear, understandable, easy, and difficult.	2	
			The example are not clear, understandable, easy, and difficult.	1	
3.	Systematic content of English	Topic	The topic are very appropriate with the syllabus, develop attractively, and relevant with the learners “ Analyze learner ”	3	
			The topic are less appropriate with the syllabus, develop attractively, and relevant with	2	

		the learners “ Analyze learner ”		
		The topic are not appropriate with the syllabus, develop attractively, and relevant with the learners “ Analyze learner ”	1	
	Content of materials	The content of the materials are very clear, appropriate, understandable, matches with the goals of the course, matches with the Curriculum 2013, well-design, and up-to-date.	3	
		The content of the materials are less clear, appropriate, understandable, matches with the goals of the course, matches with the Curriculum 2013, well-design, and up-to-date.	2	
		The content of the materials are not clear, appropriate, understandable, matches with the goals of the course, matches with the Curriculum 2013, well-design, and up-to-date.	1	
	Language	The language used are very appropriate with students’ English proficiency, clear, and understandable.	3	
		The language used are less appropriate with students’ English proficiency, clear, and understandable.	2	
		The language used are not appropriate with students’ English proficiency, clear, and understandable.	1	

Adapted from Khoir (2014)

COMMENT AND SUGGESTION:



TTD

()

UNIVERSITAS ISLAM NEGERI
ALAUDDIN
M A K A S S A R

APPENDIX 4

RUBRIK PENILAIAN

No	Aspek	Komponen	Kriteria	Iya	Sebagian	Tidak
1.	Systematic Organization of Materials	Desain Sampul	Sampul informatif & menarik bagi peserta didik			
		Huruf	Penggunaan jenis huruf jelas			
			Penggunaan ukuran huruf sesuai & terbaca			
		Jarak/Spasi	Spasi tepat			
			Spasi konsisten			
		Gambar/Illustrasi	Gambar Ilustrasi relevan dengan Materi			
			Gambar Ilustrasi dan teks seimbang			
			Gambar ilustrasi bervariasi dan menarik bagi peserta didik			
		Organisasi Materi	Organisasi materi menarik			
			Organisasi materi dalam bentuk unit yang sesuai			
			Materi terorganisasi dalam perintah tugas yang logis			
		Tujuan Instruksional	Tujuan instruksional jelas			
			Tujuan instruksional dapat dimengerti			
			Tujuan instruksional memerintahkan secara tepat			
2.	Systematic English Teaching	Kegiatan	Kegiatan menarik			
			Kegiatan memotivasi peserta didik			
			Format kegiatan bervariasi			
		Contoh	Contoh yang jelas			
			Contoh dapat dimengerti			
			Contoh terlalu mudah			
			Contoh terlalu sulit			
			Contoh membantu peserta didik untuk memahami materi			

3.	Systematic content of English	Topik	Topik sesuai dengan silabus Topik dikembangkan dengan menarik Topik dikembangkan sesuai dengan hasil analisa konteks siswa “Analyze learner”			
		Isi Materi	Isi materi jelas			
			Isi materi tepat			
			Isi materi dapat dimengerti			
			Isi materi sesuai dengan sasaran			
			Isi materi sesuai dengan tujuan			
			Isi materi sesuai dengan Kurikulum 2013			
			Isi materi dirancang dengan baik			
			Isi materi yang up- to-date			
		Bahasa	Bahasa yang digunakan sesuai dengan kemampuan bahasa Inggris siswa			
Bahasa jelas						
Bahasa dapat dimengerti						

Adapted from Khoir (2014)

COMMENT AND SUGGESTION:

UNIVERSITAS ISLAM NEGERI
ALAUDDIN
M A K A S S A R

TTD

()

APPENDIX 5

DOCUMENTATION

1. The researcher distributed questionnaires to students



2. The researcher interviewed one of English teacher in SMA 16 Makassar



3. Researcher do try out the products that have been made



4. Take a picture together with the students of X MIA 1 after doing try out



UNIVERSITAS ISLAM NEGERI
ALAUDDIN
M A K A S S A R

CURICULUM VITAE



The writer, **Muhftahidal Sufyan** was born on march 01, 1995 in Ujung Pandang. She is the daughter of Sufyan and Jumsiah. She has 4 brothers, Fazlur Khair Bin Jusfy, Din Fakhruddin Khairunil Sufyan, A. Muhammad Al-Qurtuby Sufyan, and Andi Fatur Siddiq Sufyan .

The writer began her study in SD Inpres Manggala, Makassar, South Sulawesi and graduated in 2007. She continued her study in SMP Muhammadiyah 1 Makassar. She graduated in 2010. Then she continued her study in SMA Negeri 12 Makassar graduated in 2013.

In 2013,She continued her study at State Islamic University of Alauddin Makassar. She was majoring in English Education Department in Tarbiyah and Teaching Science Faculty. During studied at the university, the writer active in United English Forum organization.