


**USING PICTURE STORIES TO IMPROVE STUDENTS
READING COMPREHENSION OF THE FIRST
YEAR OF SENIOR HIGH SCHOOL 1
BUNGORO**



A Thesis

*Submitted in Partial Fulfillment of the Requirement for the Degree of
Sarjana Pendidikan in English Education Department of
Tarbiyah and Teaching Science Faculty of
UIN Alauddin Makassar*

By

JUSMINI

Reg. Number 20400113180

**ENGLISH EDUCATION DEPARTMENT
TARBIYAH AND TEACHING SCIENCE FACULTY
ALAUDDIN STATE ISLAMIC UNIVERSITY OF MAKASSAR
2017**

PERNYATAAN KEASLIAN SKRIPSI

Mahasiswa yang bertanda tangan di bawah ini:

Nama : Jusmini
NIM : 20400113180
Tempat/Tgl.Lahir : Balangkura / 13 April 1994
Jur/ Prodi/ Konsentrasi : Pendidikan Bahasa Inggris
Fakultas/ Program : Tarbiyah and Keguruan/ S1
Alamat : Jl. Maccini Raya
Judul : *Using Picture Stories to Improve Students Reading
Comprehension of the First Years of Senior High
School 1 Bungoro*

Menyatakan dengan sesungguhnya dan penuh kesadaran bahwa skripsi ini adalah hasil karya sendiri. Jika dikemudian hari terbukti bahwa ia merupakan duplikat, tiruan, plagiat, atau buatan orang lain, sebagian atau seluruhnya, maka skripsi yang di peroleh karenanya batal demi hukum.

Makassar, 24 November 2017

Penyusun,


Jusmini
NIM. 20400113180

UNIVERSITAS ISLAM NEGERI
ALAUDDIN
MAKASSAR

PERSETUJUAN PEMBIMBING


Pembimbing penulisan skripsi saudara **Jusmini** NIM. **20400113180**, mahasiswa Jurusan Pendidikan Bahasa Inggris pada Fakultas Tarbiyah dan Keguruan UIN Alauddin Makassar, setelah dengan seksama meneliti dan mengoreksi skripsi yang bersangkutan dengan judul **"Using Picture Stories to Improve Students Reading Comprehension of the First Years of Senior High School 1 Bungoro"**, memandang bahwa skripsi tersebut telah memenuhi syarat-syarat ilmiah dan dapat disetujui untuk diajukan ke sidang munaqasyah.

Demikian persetujuan ini diberikan untuk dipergunakan dan diproses selanjutnya.

Makassar, 22 November 2017

Pembimbing I

Pembimbing II



Dr. Hj. Mardiana, M.Hum
NIP.196908815 199303 2 001



Nur Aliyah Nur, S.Pd.I. M.Pd.
NUPN.9920100172

UNIVERSITAS ISLAM NEGERI
ALAUDDIN
M A K A S S A R

PENGESAHAN SKRIPSI

Skripsi yang berjudul, *"Using Picture Stories to Improve Students Reading Comprehension of the First Year of Senior High School 1 Bungoro."*, yang disusun oleh Jusmini, NIM: 20400113180, mahasiswa Jurusan Pendidikan Bahasa Inggris pada Fakultas Tarbiyah dan Keguruan UIN Alauddin Makassar, telah diujikan dan dipertahankan dalam sidang munaqasyah yang diselenggarakan pada hari Selasa, tanggal 28 November 2017 M yang bertepatan pada tanggal 9 Rabi'ul Awal 1439 H dan dinyatakan telah dapat diterima sebagai salah satu syarat untuk memperoleh gelar Sarjana Pendidikan (S.Pd.) pada Fakultas Tarbiyah dan Keguruan, Jurusan Pendidikan Bahasa Inggris dengan beberapa perbaikan.

Samata – Gowa, 28 November 2017 M
9 Rabi'ul Awal 1439 H

DEWAN PENGUJI


(SK. Dekan No. 3071 Tertanggal 24 November Tahun 2017)

Ketua : Dr. Kamsinah, M. Pd. I.
Sekretaris : Dr. Hamka Ilyas, M. Th.I.
Munaqisy I : Sitti Nurpahmi, S.Pd., M.Pd.
Munaqisy II : Muh. Rusydi Rasyid, S.Ag., M.Ag., M.Ed.
Pembimbing I : Dr. Hj. Mardiana, M.Hum.
Pembimbing II : Nur Aliyah Nur, S. Pd.I., M.Pd.



Diketahui oleh:

Dekan Fakultas Tarbiyah dan Keguruan
UIN Alauddin Makassar, //


Dr. H. Muhammad Amri, Lc., M. Ag.
NIP. 19730120 200312 1 001

ACKNOWLEDGEMENT



Alhamdulillah Robbil Alamin. The researcher expresses his highest gratitude to the almighty Allah swt, who has given His blessing, mercy, health, and inspiration to complete this thesis. Salam and Shalawat are due to the highly chosen Prophet Muhammad saw, His families and followers until the end of the world.

The researcher also considers that in writing this thesis, many people have also contributed their valuable guidance, assistance, and advices for his completion of this thesis. They are:

1. The researcher's beloved parents **H. Saleh** and **Hj. Hamdana** for their prayer, financial, motivation and sacrificed for his success, and their love sincerely and purely without time.
2. **Prof. Dr. H. Musafir Pababbari, M.Si.**, as the Rector of Alauddin State Islamic University of Makassar.
3. **Dr. H. Muhammad Amri, Lc., M.Ag.**, the Dean of Tarbiyah and Teaching Science Faculty of UIN Alauddin Makassar.
4. **Dr. Kamsinah, M.Pd.I** and **Sitti Nurpahmi, S. Pd., M. Pd** as the Head and Secretary of English Education Department of Tarbiyah and Teaching Science Faculty of UIN Alauddin Makassar.
5. **Dr. Hj. Mardiana, M.Hum.** as the first consultant and **Nur Aliyah Nur, S. Pd.I., M.Pd.** as the second consultant who have given their really

valuable time, patience, supported, assistance, advices and guided the researcher during this thesis writing.

6. Thanks to **Muhammad Ikhsan Adiyaksa, Ija Try Saputri Kadir, Andi Arman Ardiansyah, Ni'matul Wafa, Miftahul Jannah, Fauziah, Fitria Ramadhana, Riska, Rahmawati, idal and Nurfaidah Lestari** for many helps and motivations given to the researcher
7. The most profound thanks delivered to all the lecturers of English Education Department and all the staffs of Tarbiyah and Teaching Sciences faculty at Alauddin State Islamic University of Makassar for their multitude of lesson, lending a hand, support and guidance during the researchers' studies.
8. Big thanks to the headmaster of SMA Negeri 1 Bungoro **Drs. H. Nurdin Abu, M.Si.** for the opportunity to do the research in his school.
9. English teacher of SMANegeri1 Bungoro **Yuli Nur, S.Pd** and **Jumria, S.Pd** for her time, guidance, and advice during the research.
10. Thanks to all the first years students of X MIA 1 and X MIA 6 of SMA Negeri 1 bungoroin academic year 2017/2018 who gave their time so willingly to participate in this research.
11. Special thanks to researcher's beloved classmates in **PBI 9** and **PBI 10** and all my friends in **PBI 2013** who could not be mentioned here.
12. All of the people around the researcher's life whom could not mention one by one by researcher who has given a big inspiration, motivation, spirit, do'a for her.

The researcher realizes that the writing of this thesis is far from perfect. Remaining errors are the researcher's own; therefore, constructive criticisms and suggestions will be highly appreciated. May all the efforts are blessed by Allah SWT. Aamiin.

Makassar, 24 November 2017

The researcher,

Jusmini

NIM.201400113180



TABLE OF CONTENTS

	Page
TITLE PAGE	i
PERNYATAAN KEASLIAN SKRIPSI.....	ii
PERSETUJUAN PEMBIMBING	iii
PENGESAHAN SKRIPSI.....	iv
ACKNOWLEDGMENTS	v
LIST OF CONTENTS.....	viii
LIST OF TABLES	x
LIST OF APPENDICES	xi
ABSTRACT	xii
 CHAPTER I. INTRODUCTION	
A. Background	1
B. Research Problem.....	4
C. Research Objective.....	4
D. Research Significances.....	4
E. Research Scope	5
F. Operational Definition of Terms	6
 CHAPTER II. REVIEW OF RELATED LITERATURE	
A. Previous Studies	7
B. Pertinent Ideas	10
C. Theoretical Framework	25
D. Hypothesis	26

CHAPTER III RESEARCH METHOD

A. Research Design	27
B. Variable of the Research	28
C. Research Setting	29
D. Population and Sample	29
E. Research Instruments	30
F. Procedure of Collecting Data	30
G. Techniques of Data Analysis.....	31

CHAPTER IV FINDINGS AND DISCUSSIONS

A. Findings	34
B. Discussions	39

CHAPTER V CONCLUSIONS AND SUGGESTIONS

A. Conclusions	42
B. Suggestions	43

BIBLIOGRAPHY	44
---------------------------	-----------

APPENDICES	47
-------------------------	-----------

CURRUCULUM VITAE	78
-------------------------------	-----------

UNIVERSITAS ISLAM NEGERI
ALAUDDIN
M A K A S S A R

LIST OF FIGURE

	Page
Figure 3.1 Research Design.....	22



LIST OF TABLES

	Page
Table 4.1 The distribution of frequency and percentage of score in Experimental Class in pre-test.....	34
Table 4.2 The distribution of frequency and percentage of score in Experimental Class in post-test.....	35
Table 4.3 The distribution of frequency and percentage of score in Controlled Class in Pre-test.....	36
Table 4.4 The distribution of frequency and percentage of score in Controlled Class in Post-test.....	37
Table 4.5 The mean score and standard deviation of Experimental Class And Controlled Class in pre-test and post-test	37
Table 4.6 Distribution the value of t-test and t-table	38

LIST OF APPENDICIES

	Page
Appendix I : The Row Score of the Students' Pre-test and Post-test In Experimental Class	47
Appendix II : The Row Score of the Students' Pre-test and Post-test in Controlled Class	48
Appendix III : The Mean Score of Experimental Class and Controlled Class	49
Appendix IV : Standard Deviation of Experimental Class and Controlled Class	50
Appendix V : The Significance Different	52
Appendix VI : Distribution of T –Table	53
Appendix VII : Lesson Plan	54
Appendix VIII : Research Instrument	56
Appendix IX : Documentation	74
Appendix X : Attendance List	76

ABSTRACT

Name : Jusmini

Reg. Number : 20400113180

Department/faculty : English Education/Tarbiyah and Teaching Science

Title : *Using Picture Stories to Improve Students' Reading Comprehension of the First Year of Senior High School 1 Bungoro.*

Consultant I : Dr. Hj. Mardiana, M.Hum.

Consultant II : Nur Aliyah Nur, S.Pd.I.,M.Pd.

This research aimed to know the extent to which using picture stories is effective in improving students' reading comprehension especially in reading narrative text at the first years students of SMA Negeri 1 Bungoro and to find out whether using pictures stories was effective to improve students' reading comprehension.

The study in this research was quasi Experimental Design with "Nonequivalent Control Group Design by using purposive sampling. The study involved 40 students of the first year students in academic year 2017/2018 of SMA Negeri 1 Bungoro where X MIPA 6 consisted of 20 students as the experimental class and X MIPA 1 consisted of 20 students as the controlled class. The independent variable of this research was picture stories and the dependent variable was students' reading comprehension.

The data were analyzed by using descriptive statistic (frequency, mean score, and standard deviation) and inferential statistic (independent sample t-test). The research discovers that the reading skill of the first year students of SMA Negeri 1 bungoro improved by using picture stories by the increase of mean score of experimental class that was 36 in the pre-test and 80.25 in the post-test. The result of the t-test also shown that using picture stories in teaching reading comprehension was effective in improving the students' reading skill because the t-test, 6.57, was higher than t-table, 2.024 ($5.76 > 2.024$). It meant that alternative hypothesis was accepted and null hypothesis was rejected.

Based on the findings and discussion of the research, the researcher suggests that using picture stories in teaching is able to use in teaching reading and the researcher concludes that using pictures stories is effective and interesting strategy in teaching reading especially in reading narrative text.

CHAPTER I

INTRODUCTION

This chapter explains about background, research problems, research significance, research scope, operational definition of term.

A. Background

the process of learning language skills for a complete communication. The language skills can be categorized into two major parts. I.e. skills of language input When learners decided to learn a new language, they would be involved in (reading and listening) and skills of language output (speaking and writing). Input means every piece of information that we receive while output means every piece of information that we produce. From the four of skills of language, reading is one of the important skills for most students because it can help the students to find information about the general knowledge or the subject of school.

Through reading the students or the people can improve their own knowledge, experience and develop new concept and broaden their horizon of thinking which are needed to ensure the continue personal growth and adapt the changes in the world. So the ability in reading is categorized as important skill in learning English.

In reality, there are still many students who cannot improve their reading ability in English. Reading is not easy. Aminah (1993) pointed out there are four

factors that influence to the low achievement of the students in reading comprehension. Some of them are the low interest toward reading, and the lack of the students in vocabulary. Teaching English is not easy because it requires motivation and creativity in order to make a good condition and achievement of English Learning and teaching goal. Students in Junior High School still find many difficulties in reading. For example, when the students read a text, they can not comprehend the text because the text is very long (Rahmawati, 2010).

Based on the observation in SMAN 1 Bungoro at 23 November 2016, the researcher asked the students and the teacher about reading in English. The researcher found that there were still many students who had difficulties in English reading, some of their difficulties were the lack of interest in reading such a long text in English and they felt bored in reading. As what the students had said about their difficulties, the teacher also said that there was no significant improvement in reading ability of the students. In this case the use of suitable material was needed to improve students' reading skill. Aminah (1993) believes that there are some techniques that can be used by the teacher of English in presenting the reading materials, which students are interested and can help them to understand the meaning of the words written in the given text.

Interest is one of the successful keys in reading comprehension. Therefore, a good teacher has to create a good environment. One of them is giving an interesting reading text will motivate the students to read. There are so many activities or material now can be used to improve the students' reading ability. One of them is through pictures.

Symond in Rahmawati (2010) stated that picture story is made of comprehensive study of imaginative processes. Wright in Rahmawati (2010) also stated that stories are motivating, rich in language experience, and inexpensive. He added that stories should be a central part of the work of all the primary teachers whether they are teaching the mother tongue or a foreign language. From the definition above, it could be concluded that teaching reading using picture-stories was very imaginative to make the students to build their imagination, interest, and motivation.

The researcher used picture stories in teaching reading to achieve students reading comprehension and to get teaching English language activity more fun especially in teaching reading. According to Wright (1989) pictures are the most suitable media known the language. Picture contributes; interest and motivation, a sense of the context of language, and specific reference, and a specific reference and stimulus. Pictures are good visual aid to present what the text about and to give stimulus for the students in teaching learning activities.

Recognizing the importance of improving the reading ability in English, the researcher tried to find out a different materials or activities that encourage the students to read so that they could improve their reading skill. Considering from the statements above, the researcher intended to conduct research under the topic ***“Using Picture Stories to Improve Students’ Reading Comprehension of the First Years of SMAN 1 Bungoro”*** which the researcher expected that through this research, the researcher could find out the effectiveness of using picture stories to improve students’ reading comprehension.

B. Research Problems

Based on the background that had been explained above, the researcher formulated the problems as follows:

1. Was using picture stories effective in improving students' reading comprehension of the First Years of SMAN 1 Bungoro?
2. To what extent was using picture story effective in improving students' reading comprehension of the First Years of SMAN 1 Bungoro?

C. Research Objectives

Related to the research problems above, the research objective as follow:

1. To find out whether using pictures stories was effective to improve students' reading comprehension
2. To find out the extent to which using pictures stories was effective to improve students' reading comprehension

D. Research Significance

The yield of this research was intensely expected to carry out some significances of teaching and learning vocabulary as follows:

1. Theoretical Significance

After conducting this research, the researcher extremely expected that readers would receive a lot of knowledge related to this research and knew how effective pictures stories actually was.

2. Practical Significance

This research served three practical significances in teaching and learning reading comprehension included significance for the student, for the teacher, and for the institution.

a. Significance for the student

After this research, the researcher extremely expected that the students' reading comprehension would be better by using picture stories.

b. Significance for the teacher

This research was very expected to help the lecturer guiding the students in using picture stories to heighten their reading comprehension. In addition, in teaching reading comprehension, lecturers could use this method as a basic reference to teach reading so the learning process could be more guided.

c. Significance for the institution

By this research, the researcher expected that it was able to use picture stories to overcome some problems in a certain institutions especially for those who have a serious problem in teaching reading comprehension.

E. Research Scope

The research was focused on the effectiveness of using picture stories to improve students' reading comprehension of the First Years of SMAN 1 Bungoro. Furthermore, the researcher focused on using narrative text in reading comprehension.

F. Operational Definition of Term

1. Picture Stories

Picture stories are one of the media that can be used in teaching and learning process, especially in reading. In reading, the use of picture stories can be used to generate the creativity of students' imaginations. If in general reading is only centered on the story poured in long discourse, here the story is presented on visual aids. The picture stories themselves have been widely used as a medium of learning. In its application picture stories can increase interest and motivation of students in reading because by using picture stories the students can depict what they are thinking about the story in the text, they are not only read the text but also see the actions of story in picture.

2. Reading Comprehension

Reading is more than simply referring of the activity of pronouncing the printed material or following each line of written page. It consists of various and mixed activities. People have their own activities to apply the reading activities. They have different purpose why they read. It is also or than recognizing words within a sentence; it includes whole activity of thinking process to evaluate the information.

CHAPTER II

LITERATURE REVIEW

In this part, the researcher tries to present the review of several related literatures dealing with some related research findings, and some pertinent ideas.

A. Review of Related Research Findings

Many studies had been performed by the researcher related to the use of strategies, approaches, methods, techniques, or media, in motivating the learner to learn Reading Comprehension. Some of them are mentioned as follows:

Masithoh (2017) who conducted a research “Improving Student’s Reading Comprehension In Narrative Text Through Picture Stories”. Her research focused at narrative text in the nine the grade of MTs N Ngemplak Boyolali in 2015/2016 academic year and to know whether the use of picture stories can improve the students’ reading comprehension on narrative text in the nine the grade MTs N Ngemplak Boyolali. This class consists of 36 students. The result of her research showed that the implementation of picture stories could improve students’ reading comprehension. there was an improvement on the students’ average score of the text. The results of the students’ average score in the pretest 56,4. It increased to 74,6 in the post test II. It can be concluded that the teacher chose picture stories for comprehending texts as one of the techniques to improve in the teaching and learning of reading narrative texts.

Wijayanti (2007) who conducted a research “A Study on Ability of Reading Comprehension by the Fifth Year Students of SD N I Limpung Batang in 2006/2007 Academic Year”. She focused on the students’ ability in reading

comprehension and the result was the students' ability in reading comprehension was good. She also described the problem faced by the fifth year students in reading comprehension. The problems were having limited vocabulary, student's background of knowledge, and facilities.

Dewi (2007) who conducted a research entitled "Improving Student Comprehension Ability by the Use of Printed Mass Media as Instructional Material in class VIII D Students of SMP N I JikenBlora of the Academic Year 2006/2007. In her research, the writer used text from magazine and newspapers as the materials to improve the students' reading comprehension and the result was the students' reading comprehension ability could be improved by making use of printed mass media in the process of teaching learning activities. In this research, the researcher was going to do the similar research in same skill but in different media that was using picture stories to improve reading comprehension in elementary school students.

Rahmawati (2009) under the title *"Using Picture-Stories To Improve The Students Reading Comprehension (A Classroom Action Research Conducted at the Eighth Grade of SMP N I Tasikmadu Karanganyar in the 2009/2010 Academic Year)*. From this research, she concluded that reading is a part of daily life for those who live in literate communities. People consider reading as an important activity, so that people usually say that reading is the way to open the world. Reading is interesting activity, because by reading, people can get some information widely without going anywhere. Teaching English is not easy because it requires motivation and creativity in order to make a good condition and achievement of English Learning and teaching goal. Students in Junior High School still find many difficulties in reading.

AndiAsrifan(2015) "*The Use of Pictures Story in Improving Students' Ability to Write Narrative Composition*". In his research, he found that teaching by using pictures story can improve the students' writing skill. The students who were taught by using pictures story had better performance in writing than the students who were taught by using conventional way although the researcher did same treatment in two groups, for example the researcher divided the students in experimental into small group. The researcher also divided control into small group. Moreover, it showed in the application of t-test for two groups in posttest, where t - test value was higher than t - table value although only few point.

From the research findings above, the researcher found some advantages and weaknesses of each technique. Some techniques or methods were easy to run in classroom and achieve the target because they were interesting and enjoyable for the students. Some methods or techniques had a problem in covering the students' attention. The students' attention was still not able to be covered because the capacity of the students was not suitable to the technique or method.

In the teaching and learning reading comprehension process, teachers had to catch the students' attention and involve them in learning actively by creating a good atmosphere and variety of methods and techniques in teaching English. To catch this atmosphere, each method and technique could be applied when and where as long as it was suitable for the students need and ability.

Based on the finding above, the researcher concluded that method or technique in teaching reading comprehension was not only interesting and enjoyable but it also could cover the students' attention through making them active in each activity. The researcher decided to use picture stories to improve students' reading comprehension mastery because it was not only enjoyable but

it also could cover the students' attention because it could expand students' ideas personally by only using one word.

B. Some Pertinent Ideas

1. Concept of Reading

a. Definition of reading

Reading is one of important language skills. This is due to the fact that people mostly get knowledge and information through reading. Reading is the one of language process that involves reader, text, and interaction between the reader and the text. By reading we can get more information about something and increase our knowledge.

According to Jain (2008:20) reading is a complex skill involving a number of simultaneous operation. It is in line with what experts say about reading.

According to Alan Cunningsworth (1995:73) reading is the one activity that can be done easily and without any equipment by students outside the classroom.

According to Jeremy Harmer (2007:99) reading is useful for language acquisition. Provided that students more or less understand what they read, the more they read, the better they get at it. Reading also has a positive effect on students' vocabulary knowledge, on their spelling and on their writing.

According to Rubin (1982) reading is the bringing of meaning to and the getting of meaning from the printed pages. While Simanjutak (1988) states that reading is the process of putting to reader in contact and communication with ideas. Widdowson in Rubin (1982) states that reading is not a reaction to text but an interaction between writer and reader mediated through the text. It is clear that

reading is a fundamental requirement that can influence the student's achievement in studying English through reading, we can broaden our horizon of thinking. In addition, Kustaryo (1988) defines that reading is the interaction various written symbols with exiting knowledge and comprehension of information and ideas communicated.

Based on some explanation above, it can be concluded that reading is a process of understanding text by a reader. It requires readers to be able to interpret the written symbols in that text.

b. Definition of reading comprehension

The reader is actively working on the text and understanding without looking at every letter and words. According to Grellet (1999: 7) reading is a constant process of guessing, and what one brings to the next is often more important than one finds it. Reading is one of four skills in English learning. Reading is important because by reading could get more information. William (1999: 2) stated that reading is a process where by one book and understands what has been written.

Grellet (1999: 3) stated that reading comprehension means understanding a written text to extract the required information from it as efficiently as possible. Grellet emphasizes the importance of obtaining the required information in reading. Comprehension refers to an active mental process. When one reads something he actively goes along to comprehend what the writer's intended message by predicting, evaluating, selecting significant details, organizing, etc. In this case, a crucial factor that influences comprehension is the importance of the reader's background knowledge.

c. The techniques of reading

According to Grellet (1999: 4) techniques of reading as follows:

1) Scanning

Scanning means glancing rapidly through a text either to research for a specific piece of information or to get an initial impression of whether the text is suitable for a given purpose.

2) Skimming

Quickly going through a text to find a particular piece of information.

3) Intensive Reading

Reading shorter texts, to extract specific information. This is an more accuracy activity involving reading for detail.

4) Extensive Reading

Reading longer text, usually one's own pleasure. This is a fluency activity, mainly involving global activity.

d. Reading comprehension level

There are various levels in hierarchy of thinking. According to Smith (1980) categories the level of reading comprehension skills level into four levels, such as literal reading, interpretative reading, and critical reading and creative reading.

The first level is *literal reading* is the most obvious, it is the skill of getting the primarily direct literal meaning of words, ideas or sentence in context of the basic of literal comprehension are recognizing stated main ideas detail and effect and sequence.

The next is *interpretative reading* or inferential level comprehension, this level, students goes beyond what is said read for deeper meaning. They must be able to read crucially and analyze carefully what they have reading.

The third level of reading comprehension is *critical reading* or applied reading where by ideas information is evaluated. Critical level compares previous experience to elements and new materials, such as content style, expression, information and ideas or values of the author.

The last is about *creative reading*. It involves going beyond the materials presented by author. Creative reading requires the reader to use then imagination. In creative reading, the reader tries to propose new alternative solutions to the by the writer.

e. The Processes of Reading Comprehension

As it is mentioned before, reading comprehension is the process in which the reader constructs meaning from the text. There are at least three types of constructing meaning processes proposed by some experts. The three processes of constructing meaning of the text are presented below.

1) Bottom-up processing

According to Brown (2001: 299) bottom-up processing views the process of reading as phonemic units. In bottom-up processing, the reader must recognize a multiplicity of linguistic signal such as letters, morphemes, syllables, words, phrases, grammatical cues, and discourse markers. It means that the reader has to scan from letters to letters, recognize the words from one to another, associate among phrases, clauses, and sentences, and finally it is processed into phonemic units representing lexical meaning and attains some comprehension of the text.

2) Top-down processing

As stated by Hudson (2007: 37) top-down processing, the reader involves their knowledge of syntax and semantic to create meaning of the text. The reader constructs meaning by bringing their early thought to the text being read. It means that the reader's background knowledge is very important in getting the meaning of the text. In top-down processing, the reader makes some prediction of the text. The process is continued by taking samples which will be confirmed or not to the predictions have been made before. Finally, the reader checks the predictions.

3) Interactive processing

Brown (2001: 299) stated that interactive processing is a combination of top-down and bottom-up processing. In interactive processes, the reader predicts the probable meaning of the text, then moving to the bottom-up processes to check whether that is really what the writer says. It means that the reader both recognizes words and predicts the implied information in constructing meaning of the text.

From the discussion above, it can be concluded that there are three types in the process of reading. They are bottom-up processing, top-down processing, and interactive processing. Bottom-up processing deals with the word recognition. Top-down processing deals with the readers' background knowledge. The last, interactive processing combines the top-down and bottom-up processing. Here, interactive processing combines word recognition and background knowledge of the readers. The three processes help the readers to comprehend the text they read.

f. Factors Affecting Reading Comprehension

There are many ideas of the factors affecting reading comprehension proposed by some experts. Below four factors affecting reading comprehension are presented.

1) Background knowledge of the text

Students' background knowledge of the text is one of the factors affecting reading comprehension. Readers understand what they read because they are able to take the stimulus beyond the graphic representation and assign it membership to an appropriate group of concepts already stored in their memories. As stated by Alderson (2000: 32) the students' background knowledge is important since the students start to make connections about what they already know in order to construct meaning.

2) Affection

According to Alderson (2000: 32) affection factor includes the students' interest, motivation, attitudes and beliefs. The affective factors have an important role in influencing what is understood by the readers.

3) Purpose of reading

Efficient reading consists of clearly identifying the purpose in reading. Purposes of reading help the reader to focus on information that they want to find out. Alderson (2000: 32) stated that a reader can have problems in understanding a text if he reads with no particular purpose in mind.

4) Vocabulary Mastery

Vocabulary mastery is essential to reading comprehension. It is impossible to understand the text if the readers do not know much about a significant number of the words in the text. According to Klinger (2007:47) mastering much vocabulary, the reader can construct the meaning of the text easily.

From the theories above, it can be concluded that reading comprehension is not a single process. It is a complex process which is affected by some factors such as the reader's background knowledge of the text, the reader's motivation and interest in reading, the reader's purpose of reading, and the reader's vocabulary mastery. All of those factors relate to each other in influencing the reader's reading comprehension ability.

2. Concept of narrative text

Narrative is one of the genres of any text. Here, the researcher divides it into some part to explain about the characteristic narrative text.

a) Definition of Narrative Text

Narrative is any account that presents connected events and may be organized into various categories: non-fiction (e.g. New Journalism, creative non-fiction, biographies, and historiography); and fiction proper (i.e. literature in prose, such as short stories and novels, and sometimes in poetry and drama, although in drama the events are primarily being shown instead of told).

According to Pardiyo (2007:9), narrative text is a kind of text to tell past activities which focus on problematic experience and resolution to amuse and give a lesson or moral to the reader. According to Anderson (2003:8), Narrative is a piece

of text which tells a story and entertains or informs. According to Wallace (1992:30), Narrative is a type of text to retell activity or past event for narrating problems and resolution to amuse or entertain and often intended to give morality to the reader. It usually has a number of events that take place and a problem that needs to be solved by the characters. Thus, the researcher has a conclusion that a narrative text is a real or unreal story text which has the purpose to entertain the reader by using past event.

b) Generic structure of Narrative Text

The generic structure of narrative text consist of several parts. Anderson and Anderson (1997:8) stated that the generic structure of narrative text consist of four parts. There are orientation, complication, sequence of events, and resolution. This is detail:

1. Orientation

Orientation is the introduction of the text. It includes what is inside the text, what the text talks in general, who involves in the text such as the characters, when and where it happen.

2. Complication

In complication, the text talks about what happens with the participants. It explores the conflict among the participants. Complication is the main element of narrative. Without complication, the text is not narrative. The conflict can be shown as natural, social, or psychological conflict.

3. Sequence of events

Sequence of events is where the narrator tells how the character react to the complication. The events can be told chronological order (the order in which they happen) or with flashback. The audience is given the narrators point of view.

4. Resolution

Resolution is the end of narrative text. This is the phase where the participant solve the problem aroused by the conflict. Whether the participants succeed or fail. The point is the conflict becomes ended.

c) Types of Narrative Texts

a. Legend

Legend is a narrative of human actions that are perceived both by teller and listeners to take place within human history. Typically, a legend is a short, traditional and historicized narrative performed in a conventional mode. Some define legend as folktale. The examples of legend in narrative text are:

- 1) Sangkuriang
- 2) Malin Kundang
- 3) The Legend of Tangkuban Perahu
- 4) The Story of Toba Lake

b. Fable

Fable is a short allegorical narrative making a moral point, traditionally by means of animal characters that speak and act like human beings. The example of fable in narrative text are :

- 1) Mouse Deer and Crocodile

- 2) The Ants and the Grasshopper
- 3) The Smartest Parrot
- 4) The Story of Monkey and Crocodile

c. Fairy tale

According to Wikipedia, fairy tale is an English language term for a type of short narrative corresponding to the French phrase *conte de fée*. A fairy tale typically features such folkloric characters as fairies, goblins, elves, trolls, dwarves, giant or gnomes, and usually magic or enchantments. The examples of fairy tale in narrative text are :

- 1) Cinderella
- 2) Snow White
- 3) Pinocchio
- 4) Beauty and the Beast
- 5) The Story of Rapunzel

3. Concept of Picture Stories

a. The Definitions of Picture

Hornby in Agustina (2003), picture is:

- 1) Pictorial presentation of individual painting or drawing.
- 2) Visual impression

Syamsiarna (2003) states a picture is an illustration which looks enough like the original object to communicate the image of the original to the reader.

b. The Definition of Story

In Oxford Advanced Dictionary (2000), Story is a description of events and people that the writer or speaker has invented in order to entertain people.

c. The Definition of Picture Stories

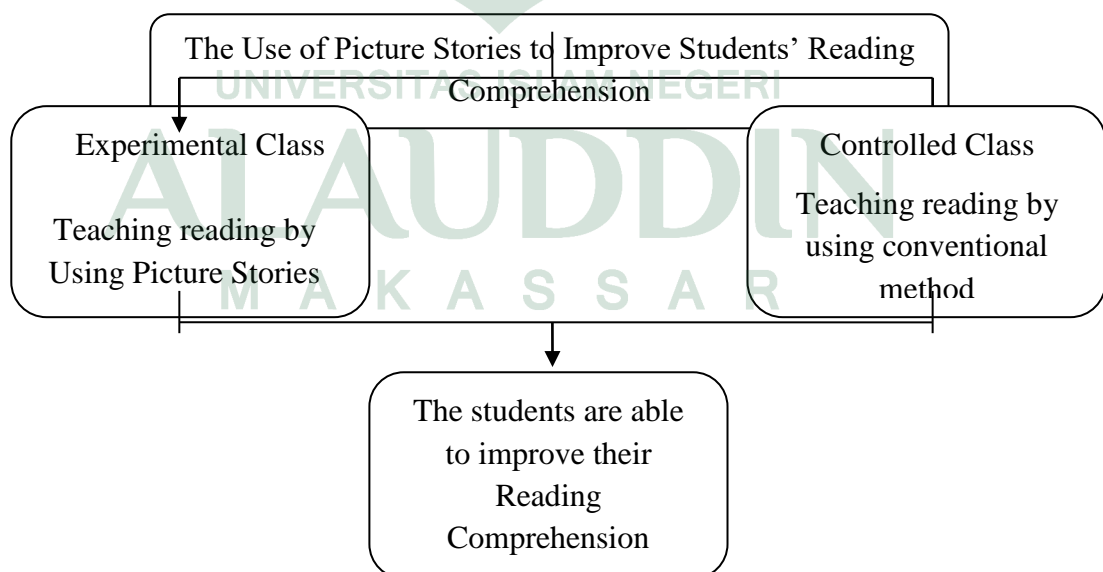
Kartini (1995) defines picture stories as a representation of something (a person, object, or scene) as a work of art that illustrate events, or stories, or situations. Pictorial story has at least two types of picture story without a word and a picture story with the word. In making a picture story there are several elements that must be considered is the element of artistry illustrations and media. Both of these elements must be used with caution in order to avoid disharmony, such images cannot support the content of a story or a story that is not relevant to the image. In addition, the creation of a conducive environment for all elements of the Indonesian people also would help in the achievement of education, especially the education of children at the elementary school level.

According to Shores (1960: 189), the benefits of pictures can stimulate expression, develop understanding, add spice, and variety to verbal lesson, and provided opportunities, for individual or group study. Pictures are besides plentiful, inexpensive, and often timely and carefully documented. They present tremendous potential for extending verbal experience, reducing misinterpretation that result from vagueness, assisting in the organization of learning, showing process step by step, revealing comparison and contrast, and visualizing quantitative concept.

Based on the definition above, it can be concluded that combination of picture and story is interesting to improve the students' motivation and comprehension in because by using picture stories the students can reflect what they are thinking about the story in the text. They not only read the text but also see the actions of the story in picture. It makes the students interested in reading the text.

d. Theoretical Framework

When the teaching and learning process conducted in the classroom, the teachers were expected to create variation model of presenting the materials. It might be in form of the strategies or the techniques used in order the learning process will be more attractive and challenging for the students. The teachers also should not be monotonous in the teaching and learning process. In reading class, the teachers could create a good condition that might involve students' participation in any kinds of class activity; therefore they would be active and desire to read. The theoretical framework consists of:




e. Hypothesis

1. Alternative Hypothesis (H1)

The use of picture stories was effective to improve students' reading comprehension at the First Years of Senior High School SMAN 1 Bungoro.

2. Null Hypothesis (H0)

The use of picture story was not effective to improve students' reading comprehension at the First Years of Senior High School 1 Bungoro.



CHAPTER III

RESEARCH METHOD

This chapter presented about the research design, research variable, population and sample, research instrument, procedure of collecting data and technique of data analysis.

A. Research Design

The method chosen to be applied in this research was quasi-experimental. Quasi-experimental research designs, like experimental designs, test causal hypotheses. In both experimental and quasi-experimental designs, the programme/policy was viewed as an ‘intervention’ in which a treatment – comprising the elements of the programme/policy being evaluated – is tested for how well it achieves its objectives, as measured by a pre-specified set of indicators. A quasi-experimental design by definition lacks random assignment (White and Sabarwal, 2014).

In addition, Quasi-experimental research was used in situations where it was not feasible or practical to use a true experimental design because the individual subjects were already in intact groups (e.g. organizations, departments, classrooms, schools, institutions). In these situations it was often impossible to randomly assign individual subjects to control group.

Quasi experiment has three primary reasons why it was applied in a research: 1) to meet the practical requirements of funding, school administration, and ethic. 2) To evaluate the effectiveness of an intervention when the intervention had been implemented by educators prior to the evaluation procedure

having been considered. 3) When research wanted to dedicate greater resources to issue. This research was much like true experimental design. The disparity was just in random assignment, yet the quasi experiment was lack of random assignment of participant.

This research applied Nonequivalent Control Group Design as the design. This design was exactly like pre-test and post-test controlled group design except that there is no random assignment into group (Sugiono, 2014: 79). A group of subject who receipted a treatment, experimental group, was compare to controlled group who did not receive a treatment. Therefore, the researcher wouldhave two groups of people as the sample, one was in the controlled group and another was in the experimental group. Furthermore, they would be chosen without random.

This design conducted pretest, treatment, and posttest. In this design, the researcher did not compare the yield of pre-test and post-test but compares pre-test of controlled group with pre-test in experimental group. This was applied also in post-test. No comparing the pre-test with post-test but comparing the post-test in the controlled group with experimental group.

The design is as follows:

Experimental class	$O_1 \text{ X } O_2$
Controlled class	$O_3 \text{ - } O_4$

(Sugiyono, 2013:79)

B. Research Variable

Research variable as stated by Sugiono (2013: 63) is an attribute or trait or value of people, objects, or activities that have a certain variation defined by researchers to learn and then make conclusions about it. The types of research variables were independent and dependent variable. The independent variable was variable that affect or the cause of the change or the emergence of the dependent variable Sugiono (2013: 64) while the dependent variable was the variable that affected or which becomes due, because of the independent variable Sugiono (2013: 64). The independent variable in this research was the Picture Stories and the dependent variable in this research was Reading Comprehension.

C. Research Setting

1. Place

The place of this research is in SMAN 1 Bungoro. Bungoro is located about 75 km toward west from Makassar. There are 18 classroom, 1 laboratory, 1 library, and 1 mosque. The number of students are 576 and the teachers are 54.

2. Time

The researcher has run the observation from

D. Population and sample

1. Population

According to Arikunto (2013: 173) population is all subjects in the research. The population of the research was the First Years at SMAN 1

Bungoro. The population consisted of two classes, VII_{MIPA1} and VII_{MIPA6} which consists of 40 students.

2. Sample

McMillan and Schumacher (2006: 32) stated that sample is a group of subject selected from the population. In addition, according to Arikunto (2013: 174) sample is most of representative of who are researched. Method of taking sample in this research was purposive sampling technique. So the researcher used class VII_{MIPA6} as the experimental class and class VII_{MIPA1} as the controlled class.

E. Research Instrument

According to Sugiono (2013: 135) research instrument is used to measure the value of variables that is researched. In this research, the researcher used test as the instrument. Test is a tool or procedure that is used to know or to measure something using ways and rules that had been decided Arikunto (2013: 67). There were two kind of tests that had been given to the students, that were pre-test and post-test. The test used to examine whether or not using picture story effective to improve students' reading ability. The kind of test that used in this research was reading, test with multiple choice questions that included twenty numbers of questions.

F. Data Collecting Procedure

The steps of data collections were carried out as following:

1. Pre-test

Pretest would be given before the treatment. It would be both to the experimental and controlled group class. It had purpose to figure out the number of students' reading comprehension before having treatment.

2. Treatment

After giving pre-test, both experimental and controlled group class would be given a treatment. The experimental class would be applied pictures stories method while the controlled class would be applied a conventional method in teaching reading in English. Both of them would be given treatments for four times.

3. Post-test

After giving the treatment, both experimental and controlled class would be given post-test. It had purpose to figure out whether the use of picture stories was effective to increase students' reading comprehension

G. Data Analysis Technique

The technique of data analysis would be used here was statistical analysis that was descriptive and experimental analysis. Statistical analysis was used to test the hypothesis. The formula used to test the hypothesis was t-test with the level of significance 0.5 (95%). Before the t-test, there were some steps which have to be done as follows:

1. The researcher should get the students' scores both of the experimental and controlled group. The score would be checked both pre-test and post-test.
2. The researcher would be calculated the mean score for both experimental and controlled group using formula as follows:

$$\bar{X} = \frac{\sum x}{N}$$

Where: \bar{X} = Mean Score

$\sum x$ = the sum of all score

N = the total number of subjects

(Gay, 2006: 320)

3. The researcher would be calculated the sum of square both experimental and controlled group using formula as follows:

$$SS = \sum X^2 - \frac{(\sum x)^2}{N1}$$

Where:

SS = the sum of square

N = total number of the subjects

$\sum X^2$ = the sum of all square; each score is squared and all the squares are added up.

(Gay, 2006: 320)

4. Find t-count value as follows:

$$t = \frac{\bar{X}^1 - \bar{X}^2}{\sqrt{(\frac{SS_1 + SS_2}{n_1 + n_2 - 2})(\frac{1}{n_1} + \frac{1}{n_2})}}$$

Where:

\bar{X}^1 = Mean score of experimental group

\bar{X}^2 = Mean score of controlled group

SS_1 = Sum of square of experimental group

SS_2 = Standard Deviation of controlled group

n_1 = Total number of experimental group

n_2 = Total number of controlled group

(Gay, 2006 : 320)

5. The result of the *t test* was compared with *t table* to answer hypothesis.

$t \text{ table} < t \text{ test} = \text{Effective}$

$t \text{ table} > t \text{ test} = \text{Not}$

(Gay, 2006)



CHAPTER IV

FINDINGS AND DISCUSSION

This chapter deals with the findings of the research and the discussions of the findings. The findings were in line with the problem statements stated in the introduction part. The findings of the research present the description of the result of data collected through written test. In the discussions section, the researcher described further explanation of the findings given.

Moreover, in this chapter, the researcher analyzed the data obtained from the students pre-test and post-test. The data consisted of the result of the pre-test and post-test. The pre-test was intended to know the ability of the students' reading skill before giving treatments, while the post-test was intended to find out whether there was any improvement or not of the students' reading comprehension after having several treatments by applying *picture stories*.

A. Findings

1. The Classification of Students' Pre-Test and Post-Test Scores in Experimental Class

The findings of the research deals with the rate percentage of the students' score obtained through test, mean score, standard deviation, and test of significance.

Table 4.1
The distribution of frequency and percentage score of
experimental class score in pre-test

No	Score	Classification	Frequency	Percentage
1	95-100	Excellent	-	-
2	85-94	Very Good	-	-
3	75-84	Good	-	-
4	65-74	Fairly Good	-	-
5	55-64	Fair	2	10%
6	45-54	Poor	4	20%
7	0-44	Very Poor	14	70%
	Total		20	100 %

Table 4.1 above showed that, the rate percentage of score of experimental class in pre-test from 20 students, mostly of them got a very poor score (70%) and there were no reaching an excellent score

Table 4.2
The distribution of frequency and percentage of
Experimental class score in post-test

No	Score	Classification	Frequency	Percentage
1	95-100	Excellent	1	5%
2	85-94	Very Good	7	35%
3	75-84	Good	10	50%
4	65-74	Fairly Good	2	10%
5	55-64	Fair	-	-

6	45-54	Poor	-	-
7	0-44	Very Poor	-	-
	Total		20	100%

While, the rate percentage of score of experiment class in post-test from 20 students at table 4.2 showed that, there was only 1 (5%) students got an excellent score and most of them (50%) students got a good score.

It meant that the score and percentages of experiment class in the post-test were better than in pre-test because in the rate percentage in the pre-test was no one got an excellent score but in post-test was there was 1 (5%) students got an excellent score. It could be concluded that the students had improvement after giving treatment by using picture stories.

2. The Classification of Students' Pre-Test and Post-Test Scores in Control Class.

The following table showed the distribution of frequency and percentage of final score of teaching Reading at the first years students of SMAN 1 Bungoro in pre-test and post-test for controlled class.

Table 4.3
The distribution of frequency and percentage score of
Control class score in pre-test

No	Score	Classification	Frequency	Percentage
1	95-100	Excellent	-	-
2	85-94	Very Good	-	-
3	75-84	Good	-	-

4	65-74	Fairly Good	6	30%
5	55-64	Fair	-	-
6	45-54	Poor	2	10%
7	0-44	Very Poor	12	75%
	Total		20	100%

Table 4.3 above showed the rate percentage and frequency of the students' from 20 students. There were only 6 (30%) students got a good score and most of them got a very poor score (75%).

Table 4.4
The distribution of frequency and percentage score of
Control class score in Post-test

No	Score	Classification	Frequency	Percentage
1	95-100	Excellent	-	-
2	85-94	Very Good	3	15%
3	75-84	Good	1	5%
4	65-74	Fairly Good	6	30%
5	55-64	Fair	7	35%
6	45-54	Poor	3	15%
7	0-44	Very Poor	-	-
	Total		20	100%

Table 4.4 above showed that in post-test from 20 students most of them got a fair score (35%) and there were only 3 (15%) students got a very good score.

Based on the result above, it could be concluded that the rate percentage in the post-test was different in the rate percentage in pre-test.

3. The Mean Score and Standard Deviation of Experimental Class and Controlled Class

After calculating the result of the students score, the mean score standard deviation or both classes be presented the following table:

Table 4.5 The mean score and standard deviation of experimental class and controlled class in post-test

Class	Pre-test		Post-test	
	Mean Score	Standard Deviation	Mean Score	Standard Deviation
Experimental	36	11.98	80.25	6.17
Controll	44	17.06	65	13.37

The table above showed that, the mean score of experiment class in pre-test was (36) and the standard deviation was (11.98), while the mean score of control class in pre-test was (44) and the standard deviation (17.06). While the mean score of experimental class in post-test was (80.25) and the standard deviation was (6.17), and the mean score of controlled class in post-test was (65) and the standard deviation was (13.37). It can be concluded from both of the tests; the experiment class gained greater mean score in the post test than the control group.

The significant score between experimental and controlled class could be known by using t-test. The result of t-test can be seen in table 4.6 as follows:

**Table 4.6
Distribution the value of t-test and t-table**

Variable	t-test value	t-table value
Post-test	6.57	2.042

Table 4.6 above indicated that the value of the t-test was higher than the value of the t-table. It indicated that there were significant differences between the result of the students' pre-test and post-test.

The statistical analysis from the result of the students' reading comprehension test of this research shown that the students' reading skill before giving treatments by applying picture stories was still low. It was proved by the result of pre-test before treatments that from 20 students that mostly of them got a very poor score (70%) and there were no reaching an excellent score. On the contrary to the result of the students' pre-test before, there was an improvement on the post-test where from 20 students, there was only 1 (5%) students got an excellent score and most of them (50%) students got a good score

Based on the table of distribution the value of t-test and t-table in post-test previously, the researcher concluded that t-test value was higher than t-table ($6.57 > 2.042$), beside that, the significant improvement from the students after giving treatments by using picture stories proved by seeing the mean score of the students in post-test. The mean score of the students in post-test was 80.25, it was higher than the mean score of the students in pre-test. It just only 65. It could be concluded that the students' reading comprehension had improved successfully. It meant that alternative hypothesis was accepted and null hypothesis was rejected.

From the result above, we could show the difference between t-test and t-table was enough high and also the mean score of the students in post test was higher than the pre-test. It could be concluded that using pictures stories in

teaching reading comprehension was proved to be effective in improving the students' reading comprehension.

B. Discussion

Picture stories is one of a good strategies in teaching English especially in teaching reading comprehension because students can understand easily the materials given and also the students be more enthusiastic in learning process because they love pictures. From that definition, the researcher concluded that picture stories was very helpful in teaching English, picture stories could make the students more open their mind to answer the questions that given to them moreover the students also enjoy the learning process and the students were not bored as long as learning English


Analysis of the mean score gap in the post-test between the Experimental class and controlled class ensured if the strategy or method used was effective. The mean score of the Experimental class was 80.25 and 65 for controlled class. It meant the gap of the students' score of the Experimental and Controlled class was 15.25. The explanation of the gap between the two classes indicated that the Experimental class showed high improvement than the Controlled class.

To sum up, based on the result of this study, which showed the students' scores were much higher after the treatment in Experimental class using *picture stories*. Using picture stories in teaching reading comprehension was surely beneficial improve students' reading skill.

Using picture stories was the most appropriate strategy or method for learning because the teachers could provide interesting materials by using pictures

From the comparison of the result of post-test score between experimental and controlled group, the skill of experimental group was getting higher than control group. It means that the treatment of using picture stories to the experimental group was successful.

Moreover, it was perceived that the learners were more interested in learning English, especially by implementing *Pictures Stories*; it was proved that this strategy or method influenced the learners' motivation to study English comfortably.



CHAPTER V

CONCLUSION AND SUGGESTION

This chapter presented the conclusions as well as few suggestions of this study. Suggestions were taken based on findings and conclusions obtained in this research.

A. Conclusion

Based on the result of the data analysis, research findings, and discussion in the previous chapter, the researcher concluded that:

Using picture stories was effective in teaching reading comprehension at the first years students of SMA Negeri 1 Bungoro. Using picture stories in teaching could improve the students' reading skill especially in reading comprehension. The students' reading skill before applied picture stories was still low. It was different from the students' reading skill after applied picture stories. It was found in students post-test was higher than the pre-test, which proved that applied of picture stories in learning English contributed to the students' more effective in teaching reading especially in reading comprehension.

The improvement can be seen through the statistical analysis that t-test value that 6.57, higher than t-table value 2.042. Beside that the mean score of the students in post-test also showed high improvement of the students' reading skill. Using picture stories was effective in improving the students' skill in reading comprehension at the first years students of SMA Negeri 1 Bungoro

B. *Suggestions*

There were a lot of learning Strategies or Methods to be used in teaching learning progress. However, using picture stories was an alternative way of teaching reading, especially reading comprehension. Here were some suggestions as follows:

1. Picture stories were suggested to use for teacher as an alternative strategy or method in teaching English especially writing.
2. For the further researcher suggested to find out much references about picture stories.
3. Picture stories were not only used for the beginning but also for advance its self.
4. Finally, the researcher expected that this thesis would bring new views for all the readers and the English teachers. Hopefully, there would be other advantages of using Picture stories in teaching and learning process not only in reading, but also in the other skills.

BIBLIOGRAPHY

- Agustina, A. *Increasing The Students' Vocabulary Mastery Through Pictures*. Makassar: Unpublished Thesis Submitted to FBS UNM. 2003.
- Alderson, J.C. *Assessing Reading*. Cambridge: Cambridge University Press. 2000.
- Anderson, M & Anderson, K. *Text Types in English*. South Yarra: Macmillan Education Australia. 1997.
- Arikunto, Suharsimi. *Prosedur Penelitian. Cet. Ke-15*; Jakarta: PT Rineka Cipta. 2013.
- Andi Asrifan. *The Use of Pictures Story in Improving Students' Ability to Write Narrative Composition*. Thesis. 2015.
- Cunningsworth, Alan. *Choosing Your Course Book*. Cambridge: Cambridge University Press. 1995.
- Dallman, R. I. *Teaching of Reading*. New York: CBS College Publishing. 1982.
- Dewi. *Improving Students Comprehension Ability by the Use of Printed Mass Media as Interactional Material in Class VIII D Students of SMPN 1 Jiken Blora of the Academic Year 2006/2007*. Thesis, English Education Department University of Muhammadiyah Surakarta. 2007.
- Ezmir. *Metodologi Penelitian Pendidikan*. Jakarta: PT. Raja Grafindo Persada, 2008
- Fitriyah Rahmawati (2010) "USING PICTURE-STORIES TO IMPROVE THE STUDENTS' READING COMPREHENSION (A Classroom Action Research Conducted at the Eighth Grade of SMP N 1 Tasikmadu Karanganyar in the 2009/2010 Academic Year)". Thesis, English Department. Surakarta: Sebelas Maret University. 2010.
- Gay, L.R. *Education Research: Competence for Analysis and Applications*, Fifth edition; ed. Charles E. Meril Publishing company, Columbus. 2006
- Grellet. *The Use of Reading Strategies in Improving Reading*. Algeria: Ouargla University. 1999.

- Harmer, Jeremy. *The Practice of Language Teaching*. Jaipung: Sunrise Publisher&distributor. 2007.
- Kartini. *The Ability to Compose Narrative Essay Using Pictures Story of the 6th Semester of students IKIP Ujung Pandang*. Ujung Pandang: Unpublished Thesis Submitted to FPBS IKIP Ujung Pandang. 1995.
- Kustaryo. *Reading Technique For Collage Students*. Jakarta: DEPDIKBUD. P₂LPTK. 1988.
- Langan John. *College Writing Skills with Readings*. Eight Edition. The McGraw-Hill Companies, Inc. 2011.
- Lavrakas, Paul J. 2008. *Encyclopedia Of Survey Research Method*. Accessed on 16 July 2017. https://books.google.co.id/books?id=Lp_v7SrFL_sC&pg=PA727&lpg=PA727&dq=Quasiexperimental+research+was+used+in+situations+where+it+was+not+feasible+or+practical+to+use+a+true+experimental+design+because+the+individual+subjects+were+already+in+intact+groups.
- Masithoh, Siti. *Improving Student's Reading Comprehension In Narrative Text Through Picture Stories*. Thesis. Surakarta: The State Islamic Institute of Surakarta. 2017.
- McMillan and Schumacher. *Reasoning and Writing Well: A Rethoric, Research Guide, Reader, and Handbook*. Fourth Edition. The McGraw-Hill Companies, Inc. 2006
- Pardiyono. *Pasti Bisa! Teaching Genre-Based Writing*. Yogyakarta: Andi offset. 2007.
- Nappu, Syamsiarna. *Using Pictures in Collaborative Learning in Large English Classes*. Makassar: Unpublished Thesis Submitted to FBS UNM. 2003
- Rahmawati. *Using Clustering Technique to Improve the First Year Students' Ability in Glossary at MTs Alauddin, Pao-Pao Gowa*. 2009
- Rubin, Dorothy. *A Practical Approach to Teaching Reading*. New York. 1982
- Shores, Lois. *Instructional Material : An Introduction for Teacher*. New York: The Roland Press Company. 1960.


Simanjutak. *Developing Reading Skill For EFL Students*. Jakarta: Departemen Pendidikan dan kebudayaan. 1988.

Sugiyono. *Metode Penelitian Pendidikan*. Cet. Ke-20; Bandung: Alfabeta, 2014.

Wallace, Catherine. *Reading*. Oxford: Oxford University Press. 1992.

White, H & Sabarwal, S. *Quasi-Experimental Design and Method*. UNICEF office of Research-Innocenti. 2014.

Wijayanti. *A Study on Ability of Reading Comprehension by the Fifth Year Students' of SDN 1 Limpung Batang in 2006/2007 Academic Year*. Thesis. 2007.





UNIVERSITAS ISLAM NEGERI
ALAUDDIN
M A K A S S A R

APPENDIX I

*The Row Score of the Students' Pre-test and Post-test
in experiment class*

No	Name	Pre-test		Post-test	
		Score (X)	X_1^2	Score (X)	X_1^2
1	MUHAMMAD AMAL SALEH	20	400	85	7225
2	MUH. ASRI	55	3025	85	7225
3	ANDRIANA NUR FATMA	50	2500	75	5625
4	NUR AZIZAH	35	1225	80	6400
5	AYU SUCI RAADANI M.	20	400	70	4900
6	ASA NUR FADILA	25	625	85	7225
7	AINUN JARIYA	30	900	75	5625
8	MUH. GUSTIAR DWI S.	50	2500	95	9025
9	HUSNUL HATIMAH	35	1225	75	5625
10	NURHALISAH	30	900	75	5625
11	NURJANNA BAHRI	25	625	85	7225
12	MUF'IDZAH HAFID	25	625	85	7225
13	MISKAH ZHAFIRAH	35	1225	80	6400
14	NURUL FITRIANI ASDIN	60	3600	70	4900
15	NURUL MAUDER AZIS	30	900	80	6400
16	RADHIATAN MAWADDAH R.	50	2500	75	5625
17	SULTAN PAJRIANSYAH	35	1225	80	6400
18	SORAYA	25	625	85	7225
19	A. SALSABILA SAFFANAH W.	40	1600	80	6400
20	TARISA YULIARNI	45	2025	85	7225
Total		720	28650	1605	129525
Mean score		36	1432.5	80.25	6476.25

APPENDIX II

*The Row Score of the Students' Pre-test and Post-test
in Control Class*

No	Name	Pre-test		Post-test	
		Score (X)	X_1^2	Score (X)	X_1^2
1	MUH. AKBAR	30	900	50	2500
2	AWAL SIDIQ	30	900	60	3600
3	ANDI REZKY BATARI SUCI	70	4900	75	5625
4	AGNES KENDEK ALLO	40	1600	55	3025
5	A. NUR FITRI TENRI AWALIA	35	1225	45	2025
6	NUR FADILLA	30	900	60	3600
7	NURHIKMAH AMALIA	30	900	60	3600
8	IRWAN S	25	625	45	2025
9	NURLENA	65	4225	70	4900
10	MARDIANA	65	4225	65	4225
11	NURINTAN	25	625	70	4900
12	PUTRI WULANDARI	70	4900	90	8100
13	REZKY ANDRIADI	40	1600	65	4225
14	RADIANA	35	1225	65	4225
15	RESKY AMALIAH	65	4225	90	8100
16	SITTI RAHMA	45	2025	70	4900
17	SUKMAWATI	25	625	60	3600
18	SRIFILDA	50	2500	60	3600
19	SRI SUKMAYANTI S	35	1225	55	3025
20	ZAKINAH AL MUKARRAMA	70	4900	90	8100
Total		880	44250	1300	87900
Mean score		44	2212.5	65	4395

APPENDIX III

The mean score of Experimental Class and Control Class

A. Experimental Class

1. Pre-test

$$\begin{aligned}\bar{X}_1 &= \frac{\Sigma X}{N} \\ &= \frac{720}{20} \\ \bar{X}_1 &= 36\end{aligned}$$

2. Post-test

$$\begin{aligned}\bar{X}_1 &= \frac{\Sigma X}{N} \\ &= \frac{1605}{20} \\ \bar{X}_1 &= 80.25\end{aligned}$$

B. Controlled class

1. Pre-test

$$\begin{aligned}\bar{X}_2 &= \frac{\Sigma X}{N} \\ &= \frac{880}{20} \\ \bar{X}_2 &= 44\end{aligned}$$

2. Post-test

$$\begin{aligned}\bar{X}_2 &= \frac{\Sigma X}{N} \\ &= \frac{1300}{20} \\ \bar{X}_2 &= 65\end{aligned}$$

APPENDIX IV

Standard Deviation of Experimental Class and Control Class

a. Experimental class

1. Pre-test

= 11.98

$$SD = \sqrt{\frac{SS_1}{n-1}}$$

Where :

SS_1

$$= \sum X_1^2 - \frac{(\sum X_1)^2}{n}$$

$$= 28650 -$$

$$\frac{(720)^2}{20}$$

$$= 28650 -$$

$$\frac{518400}{20}$$

$$= 28650 -$$

$$25920$$

$$= 2730$$

$$SD = \sqrt{\frac{SS_1}{n-1}}$$

$$= \sqrt{\frac{2730}{19}}$$

$$= \sqrt{143.68}$$

2. Post-test

$$SD = \sqrt{\frac{SS_1}{n-1}}$$

Where :

SS_1

$$= \sum X_1^2 - \frac{(\sum X_1)^2}{n}$$

$$= 129525 -$$

$$\frac{(1605)^2}{20}$$

$$= 129525 -$$

$$\frac{2576025}{20}$$

$$= 129525 -$$

$$128801.25$$

$$= 723.75$$

$$SD = \sqrt{\frac{SS_1}{n-1}}$$

$$= \sqrt{\frac{723.75}{19}}$$

$$= \sqrt{38.09}$$

$$= 6.17$$

b. Control class

1. Pre-test

$$= \sqrt{291.05}$$

$$SD = \sqrt{\frac{SS_1}{n-1}}$$

$$= 17.06$$

Where :

$$SS_1$$

$$= \sum X_1^2 - \frac{(\sum X_1)^2}{n}$$

$$= 44250 -$$

$$\frac{(880)^2}{20}$$

$$= 44250 -$$

$$\frac{774400}{20}$$

$$= 44250 -$$

$$38720$$

$$= 5530$$

$$SD = \sqrt{\frac{SS_1}{n-1}}$$

$$= \sqrt{\frac{5530}{19}}$$

1. Post-test

$$SD = \sqrt{\frac{SS_1}{n-1}}$$

Where :

$$SS_1$$

$$= \sum X_1^2 - \frac{(\sum X_1)^2}{n}$$

$$= 87900 -$$

$$\frac{(1300)^2}{20}$$

$$= 87900 -$$


$$\frac{1690000}{20}$$

$$= 87900 -$$

$$84500$$

$$= 3400$$

$$\begin{aligned}SD &= \sqrt{\frac{SS_1}{n-1}} \\&= \sqrt{\frac{3400}{19}} \\&= \sqrt{178.94} \\&= 13.37\end{aligned}$$



APPENDIX V

The significant Different

$$\bar{X}_1 = 80.25$$

$$SS_1 = 723.75$$

$$\bar{X}_2 = 65$$

$$SS_2 = 3400$$

1. T-test

$$t = \frac{\bar{X}_1 - \bar{X}_2}{\sqrt{\left(\frac{SS_1 + SS_2}{n_1 + n_2 - 2}\right) \left(\frac{1}{n_1} + \frac{1}{n_2}\right)}}$$

$$t = \frac{80.25 - 65}{\sqrt{\left(\frac{723.75 + 3400}{20 + 20 - 2}\right) \left(\frac{1}{20} + \frac{1}{20}\right)}}$$

$$t = \frac{15.25}{\sqrt{\left(\frac{4123.75}{38}\right) \left(\frac{2}{40}\right)}}$$

$$t = \frac{15.25}{\sqrt{(108.51)(0.05)}}$$

$$t = \frac{15.25}{\sqrt{5.42}}$$

$$t = \frac{15.25}{2.32}$$

$$t_{hitung} = 6.57$$

2. T-table

For level of significance (D) = 0,05

Degree of freedom (df) = (N₁+N₂)-2 = 20+20-2 = 38

t-Table = 2,042

APPENDIX VI
Distribution of t-Table

Df	Level of Significance for two-tailed test					
	0,5	0,2	0,1	0,05	0,02	0,01
	Level of Significance for one-tailed test					
	0,25	0,1	0	0,025	0,01	0.005
1	1.000	3.078	6.314	12.706	31.821	63.657
2	0.816	1.886	2.920	4.303	6.965	9.926
3	0.765	1.638	2.353	3.183	4.541	5.841
4	0.741	1.533	2.132	2.776	3.747	4.604
5	0.727	1.476	2.015	2.571	3.365	4.032
6	0.718	1.440	1.943	2.447	2.143	3.707
7	0.711	1.451	1.895	2.365	2.998	3.499
8	0.706	1.397	1.860	2.306	2.896	3.355
9	0.703	1.383	1.833	2.262	2.821	3.250
10	0.700	1.372	1.812	2.226	2.764	3.169
11	0.697	1.363	1.769	2.201	2.718	3.106
12	0.695	1.356	1.782	2.179	2.681	3.055
13	0.694	1.350	1.771	2.160	2.650	3.120
14	0.692	1.345	1.761	2.143	2.624	2.977
15	0.691	1.341	1.753	2.331	2.604	2.947
16	0.690	1.337	1.746	2.120	2.583	2.921
17	0.689	1.333	1.740	2.110	2.567	2.898
18	0.688	1.330	1.734	2.101	2.552	2.878
19	0.688	1.328	1.729	2.093	2.539	2.861
20	0.687	1.325	1.725	2.086	2.528	2.845
21	0.686	1.323	1.721	2.080	2.518	2.831
22	0.686	1.321	1.717	2.074	2.505	2.819
23	0.685	1.319	1.714	2.690	2.500	2.807
24	0.685	1.318	1.711	2.640	2.492	2.797
25	0.684	1.316	1.708	2.060	2.485	2.787
26	0.684	1.315	1.706	2.056	2.479	2.779
27	0.684	1.314	1.703	2.052	2.473	2.771
28	0.683	1.313	1.701	2.048	2.467	2.763
29	0.683	1.311	1.699	2.045	2.462	2.756
30	0.683	1.310	1.697	2.042	2.457	2.750
40	0.681	1.303	1.684	2.021	2.423	2.704
60	0.679	1.296	1.671	2.000	2.390	2.660
120	0.677	1.289	1.658	2.890	2.358	2.617

APPENDIX VII

Lesson Plan

LESSON PLAN

Name school : SMAN 1 Bungoro
 Subject : English
 Class/semester: MIPA 1, MIPA 6
 Meeting : 12 X 45 minutes (6 meetings)
 Skills : Reading
 Kind of text : Narrative text

A. Standard competence

Expressing the meaning of short functional text and essay in the context of daily life involves narrative text

B. Basic competence

Understanding the meaning and rhetorical ways in essay which uses accurate, fluent, and acceptable written language in the context of daily life of the text in the forms of narrative text.

C. Indicators:

1. Students can understand the topic, main idea, and vocabulary
2. Students can understand the generic structure of narrative text

D. Objectives:

1. Students are able to express the meaning rhetorical ways in essay of a narrative text.
2. Students are able to identification the topic, main idea, and vocabulary

E. Materials

1. Narrative text
2. Vocabulary related to the test
3. Tenses simple past tense.

F. Learning method

1. Question and answer
2. Explanation
3. Discussion
4. Exercises

G. Learning activities

The first meeting

1. Teacher open the lesson
2. Teacher check the students' attendance list
3. Teacher asks the students about what they know narrative text
4. Teacher shows the material related the topic
5. Teacher start to explain about narrative text
6. Teacher explain about narrative text
 - Show the students an example of the text
 - Identify the generic structure
 - Identify the language features
7. Teacher introduces the Picture stories in narrative text
8. Teacher given example and guides the students to answer the question by using Picture stories

The second meeting

1. Review the last lesson by showing the material of previous lesson.
2. The teacher divided the students into five groups. Each group got one narrative text
3. The students work in group to answer the question of narrative text
4. The teacher guided the students to answer together.
6. Ask them to following question about:
 - What the text type is used in the text?
 - What is the purpose the text?
7. Ask them identify the generic structure of the text

The third meeting

1. Review the last lesson
2. Ask them to reading narrative text and answer the question individually

H. Source and Media

1. Handout
2. Media related to the materials
3. Books relevant on the topic (worksheet and text types in English)

I. Material

About narrative text



APPENDIX VIII

Research Instrument

A. Teaching Material

The Lion, Bear, and The Fox



Once upon a time, in a jungle a lion and bear found a dead deer at the same time. Both of them did not want to share the meal. So they began to fight. A fox, standing near by.

When the lion and the bear were tired of fighting they stopped to take a rest of a moment. To their surprised the dead had been gone. The fox stole the dead deer while they were fighting each other.

Story of Telaga Warna

Once upon a time, The King Prabu ruled a Kingdom in West Java. King Prabu and his wife were wise and kind so that their people were prosperous.



The problem came because The King didn't have children. They tried many ways to have children, but they always failed.

One day, Prabu prayed to God, and he was very happy because God accepted his prayer. Soon,

they had a child that was beautiful but spoiled and had the bad behavior.




For her seventeenth birthday party, the princess got the gold necklace from her parents. Unfortunately, when she saw it, she didn't like it and threw it away into the floor.



Everybody was shocked because from the ground emerged a lot of water. All of the kingdom suddenly became a big lake.

People call it Telaga Warna and believed that the colours came from the Princess' necklace.



The Crow and The Fox

Once upon a time, there lived an old lady crow who was mean and ugly. One day, Miss Crow had stolen a big piece of cheese. And then, she flew on to a branch to enjoy it.



On the other place, under the tree, a sly creature, Mr. fox, who wanted the cheese for himself, came up and spoke politely to her.



“Oh. Miss Crow, how beautiful you are! What a lovely beak, what lovely feathers you have! What pretty eyes! If you only could sing, you would be the most beautiful bird in the world!”

Very pleased to hear all of this about herself, Miss Crow gave a loud croak to show that she could, sing. Of course, the moment she opened her beak, the cheese fell down, and Mr. fox ran away with it, laughing loudly.



Snow White

Long ago in the Neverland, there was lived a very beautiful princess, Snow White. The queen was her stepmother. She was very jealous of her beauty. So, she wanted Snow White died.



Snow White knew about the evil plan. She escaped into a forest. There she made friends with seven dwarfs.



The queen turned into a witch. Snow White did not realize it. The witch gave her a poisoned apple. As a result, Snow White was put into sleep for years.



Fortunately, in the end, Prince Charming revival her with a kiss. They lived together happily ever after.



The Grasshopper and The Ant

In a field one summer's day a grasshopper was hopping about, chirping and singing to its heart's content. An ant passed by, bearing along with the great toil an ear of corn he was taking to the nest.



“Why not come and chat with me?” said the grasshopper, “instead of toiling and moiling in that why?” “I’m helping to lay up food for the winter,” said the ant, “and recommend you to do the same.”

“Why bother about winter?” said the grasshopper, “we have got plenty at present.” But the ant went on its way and continued its toil.



When the winter came, the grasshopper had no food and found itself dying of hunger, while it saw the ants distributing everyday corn and grain from the stores they had collected in the summer.



The Legend of Surabaya

Once upon a time, there were two animals, Sura and Baya name. Sura in the name of the beast is the beast shark and Baya the crocodile. They live in the deep of the sea. After Sura and Baya were looking for some food. Suddenly, Baya see a nice goat.”Yummy is good, this is the must delicious lunch, “said Baya.”No way! This is my lunch. You greedy “Sura said. Later they fought for goats.



After several hours of fighting they were tired. Feels tired of fighting, they live in different places. Sura Baya live in the water and stay in the country. Border is the beach, so they do not will fight again.



Someday, Sura went to the ground and look for some food in the river. He was very hungry and there was not much food in the sea. Baya was very angry when he knew that Sura broke a promise. They fight again. They both puching and kicking. He bit Sura very hard until Sura finally gave up and returned to the sea. Baya happy named is final city of Surabaya.



The Monkey and The Crocodile

Once upon a time, a monkey wanted to cross a river but he could not swim. He had an idea. He saw a crocodile swimming in the river. The monkey asked the crocodile, "How many crocodiles are in the river?" then the crocodile answered, " we are twenty here". "where are they?" the monkey asked for. "what is it for?" the crocodile asked.

"All of you are good, nice, and gentle. so I want to make a line in order. Later I will know how kind all of you are", monkey said.



Then crocodile called all his friend and asked them to make a line in order from one side to the other side of the river. Then the monkey started to count while jumping from one crocodile to another crocodile: one..two..three..four..until twenty,



and finally, he thanked all crocodiles because he had crossed the river.



B. PRE-TEST

Name :

Class :

Read the text and answer the question number 1 to 3.

Long, long ago, a terrible dragon came to the Kingdom of Tarrania. It carried away the Princess. “Oh, save my Princess,” the King of Tarrania shouted. “Who can save Princess Tara?”

“I can save Princess Tara. I’m the bravest knight in your kingdom,” Prince Gregor said proudly. “I can save her too, but I’m the poorest boy in your Kingdom,” Thomas said humbly.

“You? Ha ha” Prince Gregor laughed loudly. “How can you save the Princess? You have no soldiers and no swords. I’ll save the Princess, beggar boy.”

Ready! Get set! The terrible dragon roared. Prince Gregor and his soldier ran away. On the other hand, Thomas did not run away. He opened his basket and took a ladder, a flute, a rope, a piece of meat, a spear and a blanket. Thomas ran into the cave to catch and kill the dragon. At last, he saved Princess Tara.

Thomas and Princess Tara finally married and lived happily after.

1. Who was the real strongest in the story?

- A. Thomas.
- B. The King.
- C. The Poorest Boy
- D. Prince Gregor

2. “Prince Greoger and his soldier ran away.”

The underline word has the same meaning as ...

- A. Fight
- B. Deny
- C. Escape
- D. Go away

3. What is the purpose of the text?

- A. To report a past event
- B. To describe a kingdom
- C. To tell a series of event
- D. To entertain someone else

Read the text and answer the question number 4 to 5

Long time ago there were two thin goats. Both of them were hungry. They were tied together with a brown rope. They wanted to eat the green leaves from two separated bushes. One bush was on the left. The other bush was on the right.

The goats thought they could do everything on their own. The first goat to go to the bush on the left, but the second goat wanted to go to the bush on the right. However, the rope was short. They tried and tried but they could not reach the bushes. They were very sad.

Then, the goats decided to work together. First, they ate the leaves of the bush on the right. Then, they ate the leaves on the left. The leaves were delicious. They were happy.

4. What is the main idea of paragraph 2?

- A. The goats thought they could do everything on their own
- B. They tried and tried but they could not reach the bushes
- C. The second goat to go to the bush on the left
- D. The first and the second goat were very sad

5. “The leaves were delicious.” (paragraph 3). The underlined word means

- A. Feeling pleasure
- B. Giving nice taste
- C. Tasting unpleasant
- D. Having great color

Read the text and answer the question number 6 to 8

Miss Crow has stolen a big piece of cheese and flew on a branch to enjoy it. A sly fox, who wanted the cheese for himself, came up and spoke politely to her.

“Oh, Miss Crow, how beautiful you are! What a lovely beak, what a lovely feathers you have! What a pretty eyes! If you only could sing, you would be the most beautiful bird in the world!”

Very pleased to hear all of this about her, Miss Crow gave a loud croak to show that she could sing. Of course the moment she opened her beak, the cheese fell down. And Mr. Fox ran away with it, laughing loudly.

6. What moral value can we get from the story above?

- A. Don't ease to trust someone else
- B. Don't make a friend with a fox
- C. We are proud of our ability
- D. A fox is a selfish bird

7. ".... And Mr. Fox ran away with it, laughing loudly." The word "it" refers to

- A. The cheese
- B. The branch
- C. The croak
- D. The beak

8. Which on is NOT TRUE according to the text?

- A. The fox loves the crow
- B. The eyes of the crow were pretty
- C. The cheese fell down on the branch
- D. The crow flew on a branch to enjoy the cheese

Read the text and answer the question number 9 to 11

Once upon a time there was a prince. He was a good looking and very rich.

He lived in a beautiful castle together with his knights and servants.

One rainy dark night, a woman came to his castle. She was old and ugly. The prince didn't like her and sent her away. After he sent the woman away, she turned into a beautiful fairy. She cast a spell over the prince and his castle. The prince became the beast. He was no longer good looking. He looked very ugly instead and all his servants turned into furniture.

One day, an old man named Maurice was traveling past the castle. It was raining so hard that he decided to enter the castle. When the beast saw him, he captured him. After sometime Maurice's daughter, Belle began to worry about him.

She started to look for him. Finally, she arrived in the castle and she found her father there. She asked the beast to let her father go but he refused. Belle then agreed to stay in the castle so that her father could go home.

While Belle was staying at the castle the beast slowly changed. He was not meant anymore. Belle began to like him and finally they fell in love with each other. Right after she declared her love for him the spell was broken. The beast and her servants became human again. Then, the beast and Belle got married. They lived happily ever after.

9. How was the night when an old and ugly woman came to the prince's castle?

- A. It was wonderful C. It was rainy
- B. It was fantastic D. It was clear

10. What does the text tell us about?

- A. The story of the prince who fell in love with Belle
- B. The story of the prince with a beautiful fairy
- C. The story of Belle with her poor father
- D. The beast and the servant became human

11. What is the purpose of the text about?

- A. To inform about the prince who wanted to marry a beautiful girl
- B. To describe the castle and the prince in a rainy and dark night
- C. To tell Belle and her father to live in a castle with the prince
- D. To entertain others with an old and educated story

Read the text and answer the question number 12 to 14

The wind and the sun argued about which of them was the stronger. The wind said, "I'm so powerful that I can blow all the clouds out of the sky. The sun said, "I am more powerful because I can heat up the sea below and his will produce many more clouds."

For a long time, the sun and the wind went on arguing. Just then, they saw a boy walking along the road below. He was wearing a coat. The wind suddenly had an idea. He said, "Let's see who can get the coat off that boy's back." The sun agreed.

The wind started first. He blew as hard as he could. He blew from behind and he blew from in front of the boy. The harder he blew, the more tightly the boy held on to his coat to keep it from blowing away. After a while, the wind gave up.

Then it was the sun's turn. It came out from behind the clouds and shone on the boy. The boy felt warm. It began to get hotter and hotter. Soon the boy could not stand the heat any longer. He took coat off. The sun had won.

12. Who was the winner of arguing the story above?

A. The sun C. The coat

B. The wind D. The boy

13. "... the more tightly the boy held on to his coat to keep it from blowing away." (paragraph 3)

The underlined word refers to ...

A. The argument

B. The boy's coat

C. The boy's back

D. The wind's idea

14. Which statement is TRUE according to the text?

A. The wind is more powerful than the sun

B. The boy and the wind felt warm and hot

C. The sun could make the boy take off the coat

D. The wind kept on arguing with the boy and the sun

Read the text and answer the question number 15 to 17

Once upon a time a rabbit lived in forest with a lion. He looked down upon the rabbit. He often insulted her and beat a lot. The rabbit could stand it no longer. She made up her mind to get rid on the lion by a trick.

One day the rabbit came to the lion and said, "Good morning, sir! Just now I saw an animal over there that looked just like you. He said that he was the king of all the animals in the forest. He told all of us to obey him and be a servant." "Didn't you tell him about me?" roared the lion. "Yes I did," said the rabbit. "I told him how strong you were, but he said that no animal was as strong as he was". The lion was very angry and roared. "Where is he? Where is he?"

The rabbit took the lion to a deep well and said, "He is down over there in the well." Immediately, the lion hastened to the well and looked angrily at the water. "Yes, there he is." He flew down at his enemy into the well and was drowned.

15. Why did the rabbit make a trick to get rid of the lion?

- A. The lion was very proud of her
- B. The rabbit was often insulted by the lion
- C. The lion and the rabbit lived together in a forest
- D. The rabbit could stand on the body of the tiger longer

16. "I told him how strong you were..." What does the underline word refer to?

- A. The lion
- B. The king
- C. The rabbit
- D. The animal

17. What the main idea of the last paragraph?

- A. The enemy flew down into the well
- B. The animal and the lion were dead together
- C. The rabbit showed the place of the lion's enemy
- D. The lion flew down at his enemy into deep well

Read the text and answer the question number 18 to 20

Long years ago, Zeus, the king of Gods, men, and animals, fixed a date on which all the birds of the world had to appear. He wanted to choose the most beautiful bird of all, and appointed it as a King to rule over the others.

All of the birds gathered on the river bank to wash and preen themselves. There were many birds over there. The crow was also there. He soon realized how ugly he looked.

“There’s away around every problem,” he thought. He gathered up all the feathers the other bird had dropped, and he stuck them all over his back and wings. He now looked like a beautiful bird.

The appointed day arrived and all the birds appeared. Zeus was about to declare the crow as a King. All of the other birds were angry. They teared the feathers off the crow’s back.

18. Where the secene of the story above?

- A. Country side C. Jungle
- B. Village D. River side

19. How did the crow peen himself on the river bank?

- A. He stuck all his friend’s feathers over his back and wings
- B. He gathered on the river bank to wash and clean all of his body
- C. He soon made up himself by washing his back and wings
- D. He asked other birds tu put the feathers on his back and wings

20. “..., and he stuck them all over his back and wings.” (paraghraph 3) The underline word refers to ...

- A. The kings
- B. Other birds
- C. Feathers
- D. Wings

C. POST-TEST

Name :

Class :

Read the text and answer the question number 1 to 2.

Once upon a time, in a jungle a lion and bear found a dead deer at the same time. Both of them did not want to share the meal. So they began to fight. A fox, standing near by.

When the lion and the bear were tired of fighting they stopped to take a rest of a moment. To their surprised the dead had been gone. The fox stole the dead deer while they were fighting each other.

1. The text tell us about
 - A. Animals in the jungle
 - B. The way of lion and bear fighting
 - C. A lion and a bear
 - D. A lion and a bear relationship
2. What can we learn after reading the text above?
 - A. Sharing meal is useless
 - B. Fighting is useless
 - C. Stealing is important
 - D. Nothing is important

Read the text and answer the question number 3 to 5

Once upon a time, The King Prabu ruled a Kingdom in West Java. King Prabu and his wife were wise and kind so that their people were prosperous.

The problem came because The King didn't have children. They tried many ways to have children, but they always failed.

One day, Prabu prayed to God, and he was very happy because God accepted his prayer. Soon, they had a child that was beautiful but spoiled and had the bad behavior.

For her seventeenth birthday party, the princess got the gold necklace from her parents. Unfortunately, when she saw it, she didn't like it and threw it away into the floor. Everybody was shocked because from the ground emerged a lot of water. All of the kingdom suddenly became a big lake.

People call it Telaga Warna and believed that the colours came from the Princess' necklace.

3. The kingdom was located in

A. Sumatera	C. Java
B. Sulawesi	D. Bali
4. People The king Prabu
 - A. Hated
 - B. Liked
 - C. Disliked
 - D. Connected with
5. Which statement not Correct?
 - A. The queen had one daughter.
 - B. The lake swallowed the Kingdom.
 - C. The King adopted a girl as his child.
 - D. The princess had the bad behavior.

Read the text and answer the question number 6 to 9

Once upon a time, there lived an old lady crow who was mean and ugly. One day, Miss Crow had stolen a big piece of cheese. And then, she flew on to a branch to enjoy it.

On the other place, under the tree, a sly creature, Mr. fox, who wanted the cheese for himself, came up and spoke politely to her.

“Oh. Miss Crow, how beautiful you are! What a lovely beak, what lovely feathers you have! What pretty eyes! If you only could sing, you would be the most beautiful bird in the world!”

Very pleased to hear all of this about herself, Miss Crow gave a loud croak to show that she could, sing. Of course, the moment she opened her beak, the cheese fell down, and Mr. fox ran away with it, laughing loudly.

6. What is the best title of the story?
 - A. Old Lady Crow
 - B. Beautiful Miss Crow
 - C. The Fox and The Crow
 - D. Ugly Mr. fox
7. Why the crow did give a loud croak? Because it wanted ...
 - A. To show her pretty eyes
 - B. To show her beautiful beak
 - C. To show her lovely feathers
 - D. To show that she could sing
8. “... very pleased to hear all of this”
(paragraph 4). What is the same meaning of the underline word?
 - A. Guilty
 - B. Happy
 - C. Angry
 - D. Worry

9. "... an old lady crow who was mean and ugly ." The opposite of the underlined word is
- Bad
 - Pool
 - Beautiful
 - Rich

Read the text and answer the question number 10 to 12

Long ago in the Neverland, there was lived a very beautiful princess, Snow White. The queen was her stepmother. She was very jealous of her beauty. So, she wanted Snow White died.

Snow White knew about the evil plan. She escaped into a forest. There she made friends with seven dwarfs.

The queen turned into a witch. Snow White did not realize it. The witch gave her a poisoned apple. As a result, Snow White was put into sleep for years.

Fortunately, in the end, Prince Charming revival her with a kiss. They lived together happily ever after.

- Who were involved in the story?
 - Cinderlla and glass shoes
 - Snow White and Prince Charming
 - Alice in wonderland
 - Sleeping beauty
- Why was the queen jelaous to Snow White? Because...
 - Snow White"s beauty
 - Prince Charming loves Snow White
 - The princess of Neverland
 - The Queen loves Prince
- Did Snow White eat the poisoned apple given by the witch?
 - Yes, she does
 - No, she does not
 - Yes, she did
 - Yes, she did not

Read the text and answer the question number 13 to 16

In a field one summer"s day a grasshopper was hoping about, chirping and singing to its heart"s content. An ant passed by, bearing along with the great toil an ear of corn he was taking to the nest.

"Why not come and chat with me?" said the grasshopper, "instead of toiling and moiling in that why?" "I"m helping to lay up food for the winter," said

the ant, “and recommend you to do the same.”

“Why bother about winter?” said the grasshopper, “we have got plenty at present.” But the ant went on its way and continued its toil. When the winter came, the grasshopper had no food and found itself dying of hunger, while it saw the ants distributing everyday corn and grain from the stores they had collected in the summer.

13. What animals are in the story above?

- A. Dragonfly and ant
- B. Butterfly and grasshoppe
- C. Grasshopper and ant
- D. Grasshopper and bee

14. What did the grasshopper do when he saw an ant toiling and moiling?

- A. He is chatting with his friend
- B. He is chripping and singing
- C. He is toiling and moiling
- D. He is helping an ant

15. The seasons that do not mentioned in the text are ...

- A. Summer and winter
- B. Summer and spring
- C. Spring and autumn
- D. Winter and autumn

16. What happened to grasshopper when the winter came?

- A. He had full of food
- B. He was dying of hunger
- C. He came to ant"s nest
- D. He moved to another place

Read the text and answer the question number 17 to 18

Once upon a time, there were two animals, Sura and Baya name. Sura in the name of the beast is the beast shark and Baya the crocodile. They live in the deep of the sea. After Sura and Baya were looking for some food. Suddenly, Baya see a nice goat.”Yummy is good, this is the must delicious lunch, “said Baya.”No way! This is my lunch. You greedy “Sura said. Later they fought for goats. After several hours of fighting they were tired. Feels tired of fighting, they live in different places. Sura Baya live in the water and stay in the country. Border is the beach, so they do not will fight again.

Someday, Sura went to the ground and look for some food in the river. He was very hungry and there was not much food in the sea. Baya was very angry when he knew that Sura broke a promise. They fight again. They both puching and kicking. He bit Sura very hard until Sura finally gave up and returned to the sea. Baya happy named is final city of Surabaya.

17. What did Baya and Sura found?
- A. Dog
 - B. Goat
 - C. Bird
 - D. Shark
18. What animals are Sura and Baya?
- A. Shark and crocodile
 - B. Goat and horse
 - C. Monkey and bird
 - D. Shark and goat

Read the text and answer the question number 19 to 20

Once upon a time, a monkey wanted to cross a river but he could not swim. He had an idea. He saw a crocodile swimming in the river. The monkey asked the crocodile, "How many crocodiles are in the river?" then the crocodile answered, " we are twenty here". "where are they?" the monkey asked for. "what is it for?" the crocodile asked.

"All of you are good, nice, and gentle. so I want to make a line in order. Later I will know how kind all of you are", monkey said. Then crocodile called all his friend and asked them to make a line in order from one side to the other side of the river. Then the monkey started to count while jumping from one crocodile to another crocodile: one..two..three..four..until twenty, and finally, he thanked all crocodiles because he had crossed the river.

19. We know from the first paragraph that the monkey actually wanted
- A. Know the number of crocodiles there
 - B. A crocodiles swimming in the river
 - C. To know where the crocodiles are
 - D. To swim across the river
20. The story mainly tell us about:
- A. The boss of the crocodile and all his friends
 - B. Twenty crocodiles
 - C. A monkey and crocodiles
 - D. A monkey and twenty crocodiles

APPENDIX IX

Documentation





UNIVERSITAS ISLAM NEGERI
ALAUDDIN
M A K A S S A R

CURRICULUM VITAE



The writer, Jusmini was born on 13 April 1994 in Balangkura, South Sulawesi. She has three sisters and one brother. She is the third children of H. Saleh and Hj. Hamdana , She started her education in Elementary school SDN 14 Tapole and graduated in 2004. She continued her study in SMPN 1 Terbuka Labbakkang and graduated in 2010 and then she continued her study in SMAN 1 Bungoro and graduated in 2013. In the same year she was accepted in English Education Department of Tarbiyah and Teaching Science Faculty of Alauddin Islamic state University of Makassar.

UNIVERSITAS ISLAM NEGERI
ALAUDDIN
 M A K A S S A R